Kane County

KC Finance and Budget Committee

Agenda

Government Center
719 S. Batavia Ave., Bldg. A
Geneva, IL 60134

LENERT, Sanchez, Juby, Lewis, Penesis, Surges, Tepe, ex-officios Roth (County Vice Chair) and Pierog (County Chair)

Wednesday, June 24, 2026 **9:00 AM** **Auditorium**

2026 Committee Goals

- Insure a balanced budget and adequate cash flow for County operations

---

1. Call To Order

2. Roll Call

3. Remote Attendance Requests

4. Approval of Minutes: May 27, 2026

5. Public Comment

6. Treasurer's Report (C. Lauzen)

A. Monthly Report

7. Auditor's Report (P. Wegman)

A. Monthly Report

B. May 2026 Claims Paid Exception Report

C. **Resolution:** Approving May 2026 Claims Paid

8. Finance Director's Report (K. Hopkinson)

A. Monthly Finance Reports

9. New Business

A. **Resolution:** Authorizing Acceptance of the Live Scan Grant from the Illinois Criminal Justice Information Authority for the Kane County Sheriff's Office

B. **Resolution:** Authorizing an Emergency Budget Adjustment to Increase the Judiciary Interpreter Services Reimbursement Line Item

C. **Resolution:** Authorizing Budget Adjustment for Use of Opioid Settlement Funds to Support the Kane County Collaborative Diversion Program

D. **Resolution:** Ratifying and Approving Agreement Between Dell Technologies and Kane County Public Defender for Laptop Computers

E. **Resolution:** Authorizing an Addendum to the Intergovernmental Agreement with Rock Island County for Juvenile Detention Services

F. **Resolution:** Approving and Authorizing the Termination of Contract for Snow Plowing Services with Winter Services, LLC (Contract #24-039-TK)

G. **Resolution:** Budget Adjustment to Reclassify Budgeted Expenses into New Subdepartment Code

H. **Resolution:** Approving the FY2027 Draft Budget to be Placed on Public Display

10. Old Business

11. Reports Placed On File

12. Committee Chairman's Comments

13. Executive Session (if needed)

14. Adjournment

STATE OF ILLINOIS)
SS.
COUNTY OF KANE)

REPORT NO. TMP-26-828

MONTHLY REPORT

COUNTY OF KANE
OFFICE OF THE TREASURER
Geneva, Illinois 60134
Phone: (630) 232-3565
Fax: (630) 208-7549

To: **Finance Committee**

From: **Christopher J. Lauzen, CPA, MBA**

Date: **June 24, 2026**

Subject: **Monthly Report of Investments and Deposits**

Attached is the May Treasurer Report of investments and deposits of county monies as of the first business day of June 2026, published pursuant to the provisions of Illinois Compiled Statutes, Chapter 55, Section 5/3-11007.

As you have already seen, we are making adjustments to improve the format of these reports for eventual, easier more understandable consumption of this financial information.

Very Sincerely,

Christopher J. Lauzen, CPA, MBA
Kane County Treasurer

5/31/2026

ACCOUNT ASSETS	ACTUAL-BOOK VALUE	CURRENT MARKET VALUE	INTEREST EARNINGS REC'D IN CURRENT MONTH
FDIC Savings/Checking Accounts	43,464,752.18	43,464,752.18	140,265.98
Investments (2)	316,390,258.00	317,682,666.43	1,213,176.25
The Illinois Funds Managed Asset Acct	3,913,648.19	3,913,648.19	13,648.19
Illinois Portfolio, IIIT Class	77,887.60	77,887.60	239.33
Subtotal Investments	**320,381,793.79**	**321,674,202.22**	**1,227,063.77**
GRAND TOTAL TREASURER	**363,846,545.97**	**365,138,954.40**	**1,367,329.75**
GRAND TOTAL COLLECTOR (Next Page)	613,322,674.71	613,322,674.71	323,654.04
GRAND TOTAL TRANSACTION (Next Page)	6,642,531.06	6,642,531.06	12,843.09
TOTAL DEMAND AND INVESTMENTS	**983,811,751.74**	**985,104,160.17**	**1,703,826.88**

	Actual Book Ending Balance 05/31/26	Current Market Value	Interest
Vectors	254,569,775.82	255,442,839.92	994,662.89
PFMAM (Core Account, Long-Term)	61,820,482.18	62,239,826.51	218,513.36
Total - Investments (2)	316,390,258.00	317,682,666.43	1,213,176.25
Total Treasurer Accounts (other page)	42,660,368.92		138,310.04
Total Bond Proceeds (other page)	804,383.26		1,955.94
FDIC Savings Checking Accounts (above)	43,464,752.18		140,265.98

THE MONTHLY REPORT OF THE KANE COUNTY ILLINOIS TREASURER
FOR THE PERIOD ENDING, MAY 31, 2026

FUND NAME	DESCRIPTION	ENDING BALANCE 05/31/26	INTEREST
American Bank & Trust	Public Fund Checking	91,643.37	28.94
American Eagle Bank	Small Business Account	296,803.45	-
Associated Bank	Public Funds Analyzed ECR Checking	1,256,585.91	-
St. Charles Bank	Government Checking	13,030,746.32	-
Chase	Collector Disbursement	793,327.99	2,791.57
First American Bank	Public Funds	3,749,618.97	308.75
First Federal	Checking Account	93,924.06	2.57
First Secure	Checking Account	81,243.74	9.32
JP Morgan Chase	Commercial Checking	530,877,394.20	279,588.71
	Electronic Payments	53,831,853.26	40,831.26
Consumers Credit Union	Premium Member	1,112,598.26	-
Old Second Natl Bank	Checking Account	7,603,964.96	-
Prairie Community Bank	Checking Account	55,798.48	6.35
Resource Bank	Public Funds NIB	226,985.54	66.47
TBK Bank	Public Funds MM	220,186.20	20.10
TOTAL COLLECTOR ACCOUNTS		**613,322,674.71**	**323,654.04**
American Bank & Trust	General Fund MM	1,085,713.79	2,852.08
Associated Bank	Public Funds MM Advantage	30,505.39	81.39
CIBC	Public Funds Now MM	-9.97	0.03
St. Charles Bank	Business MM	1,671,436.12	4,946.87
Chase	General Fund MM	1,301,611.92	1,611.92
	Checking Account	725,033.45	4,363.98
	Checking Account	329.69	329.69
	Wires Clearing Account	2.63	0.63
Byline Bank	Public MMDA	37,638,460.83	123,466.49
Old National Bank	Public Super Ckg Interest	207,285.07	656.96
Subtotal		**42,660,368.92**	**138,310.04**
Transaction Accounts			
Chase	Unclaimed Funds	116,228.97	283.73
Chase Outstanding Checks	Payroll	1,910.49	5.64
Chase Outstanding Checks	Payroll	41,104.36	1,959.87
Chase Outstanding Checks	Accounts Payable Clearing	6,483,287.24	10,593.85
Subtotal Transaction Accounts		**6,642,531.06**	**12,843.09**
TOTAL TREASURER ACCOUNTS		**49,302,899.98**	**151,153.13**
Chase Multi Use Facility Bond	Premium Yield MM	804,383.26	1,955.94
TOTAL BOND PROCEEDS ACCOUNTS		**804,383.26**	**1,955.94**
TOTAL DEMAND BALANCE		**663,429,957.95**	**476,763.11**
Investments (2)		316,390,258.00	1,213,176.25
The Illinois Funds Managed Asset Acct		3,913,648.19	13,648.19
Illinois Portfolio IIIT Class		77,887.60	239.33
TOTAL INVESTMENT & MANAGED ASSET BALANCE		**320,381,793.79**	**1,227,063.77**
TOTAL DEMAND & INVESTMENT BALANCES		**983,811,751.74**	**1,703,826.88**

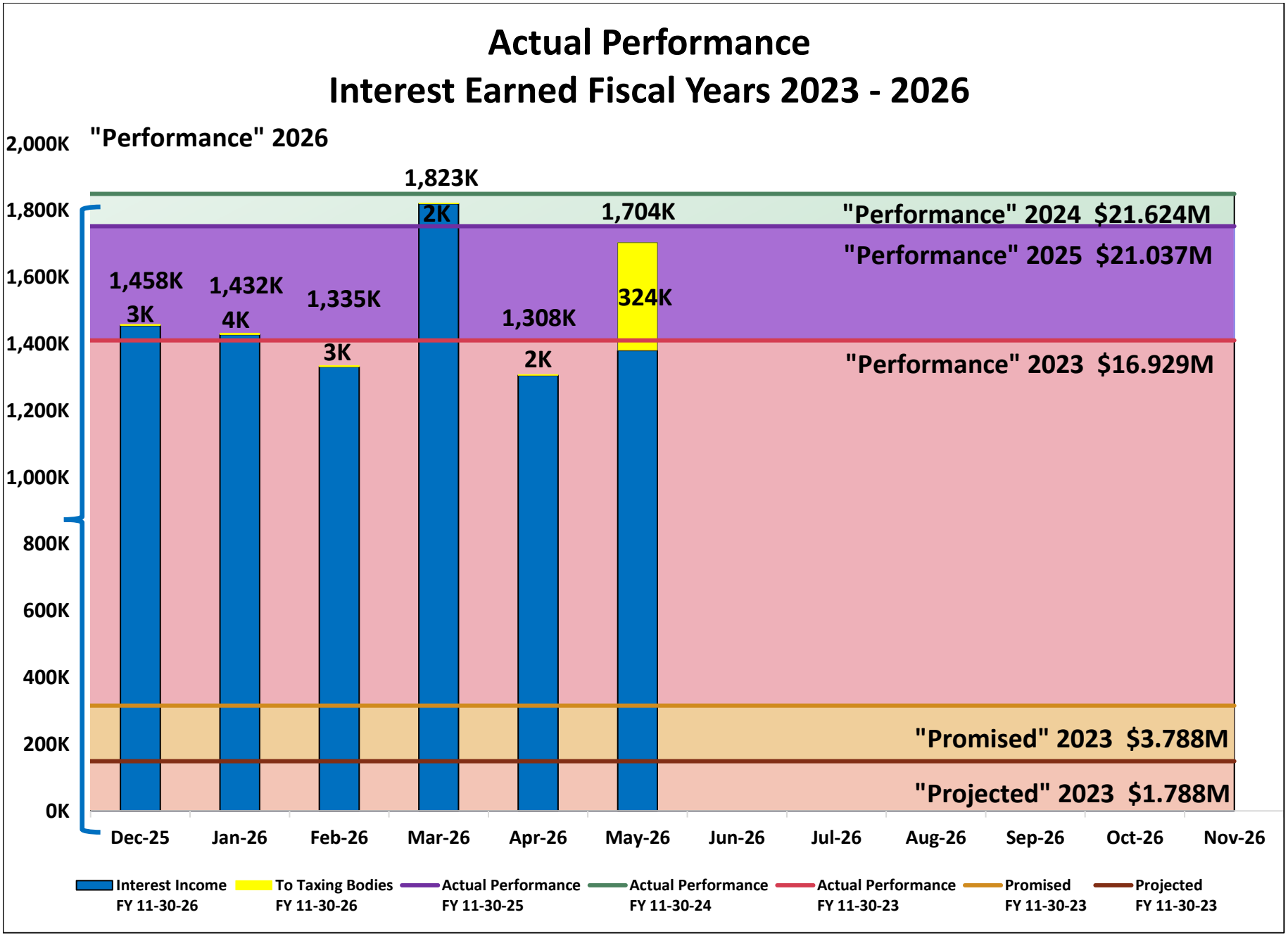
Actual Performance
Interest Earned Fiscal Years 2023 - 2026
"Performance" 2026
2,000K
1,800K
1,600K
1,400K
1,200K
1,000K
800K
600K
400K
200K
0K
1,458K
3K
1,432K
4K
1,335K
3K
1,823K
2K
1,308K
2K
1,704K
324K
"Performance" 2024 $21.624M
"Performance" 2025 $21.037M
"Performance" 2023 $16.929M
"Promised" 2023 $3.788M
"Projected" 2023 $1.788M
Dec-25
Jan-26
Feb-26
Mar-26
Apr-26
May-26
Jun-26
Jul-26
Aug-26
Sep-26
Oct-26
Nov-26
Interest Income FY 11-30-26
To Taxing Bodies FY 11-30-26
Actual Performance FY 11-30-25
Actual Performance FY 11-30-24
Actual Performance FY 11-30-23
Promised FY 11-30-23
Projected FY 11-30-23

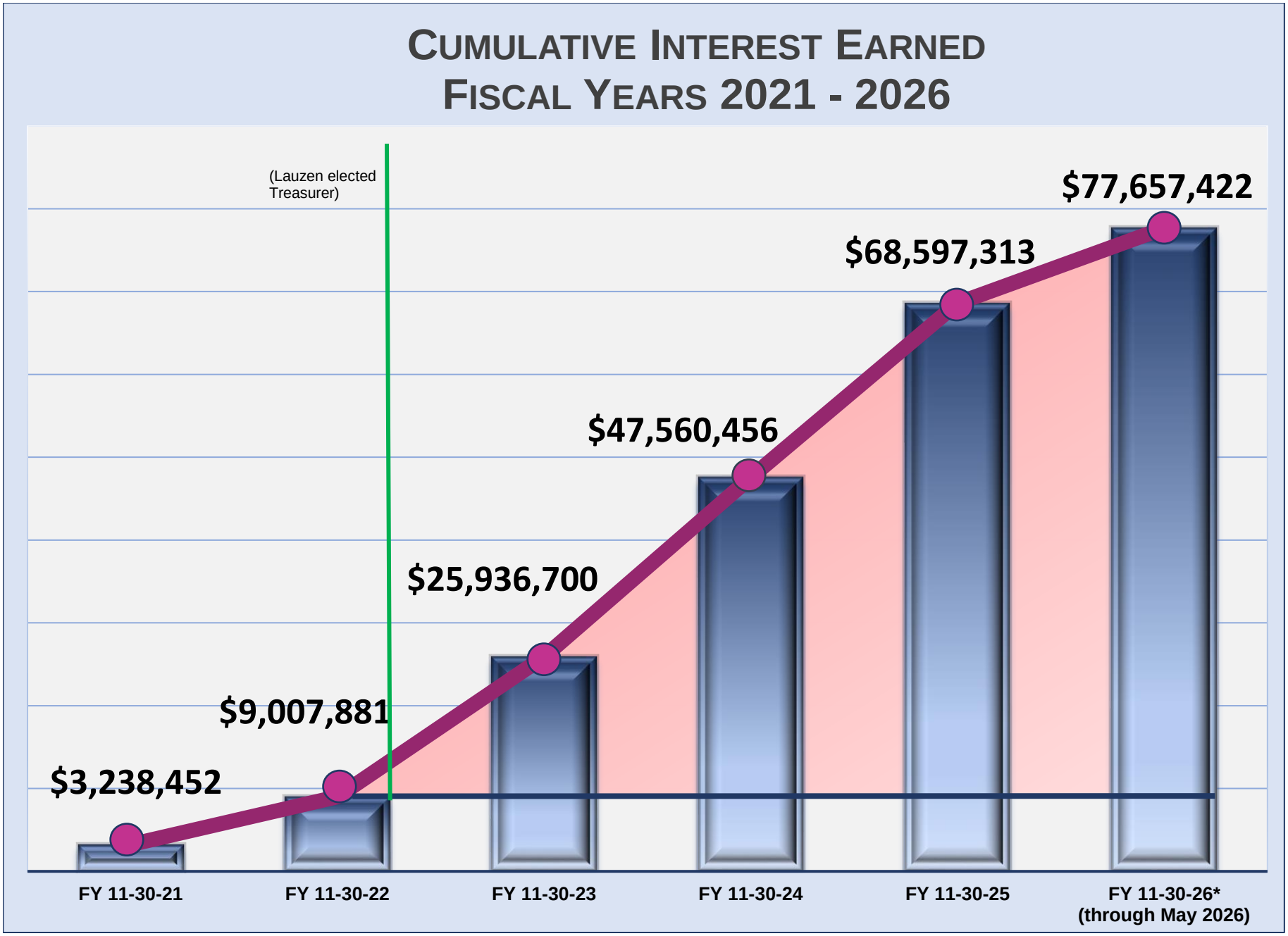
CUMULATIVE INTEREST EARNED
FISCAL YEARS 2021 - 2026
(Lauzen elected Treasurer)
$3,238,452
$9,007,881
$25,936,700
$47,560,456
$68,597,313
$77,657,422
FY 11-30-21
FY 11-30-22
FY 11-30-23
FY 11-30-24
FY 11-30-25
FY 11-30-26*
(through May 2026)

Interest Earned
Fiscal Years 2021 - 2026

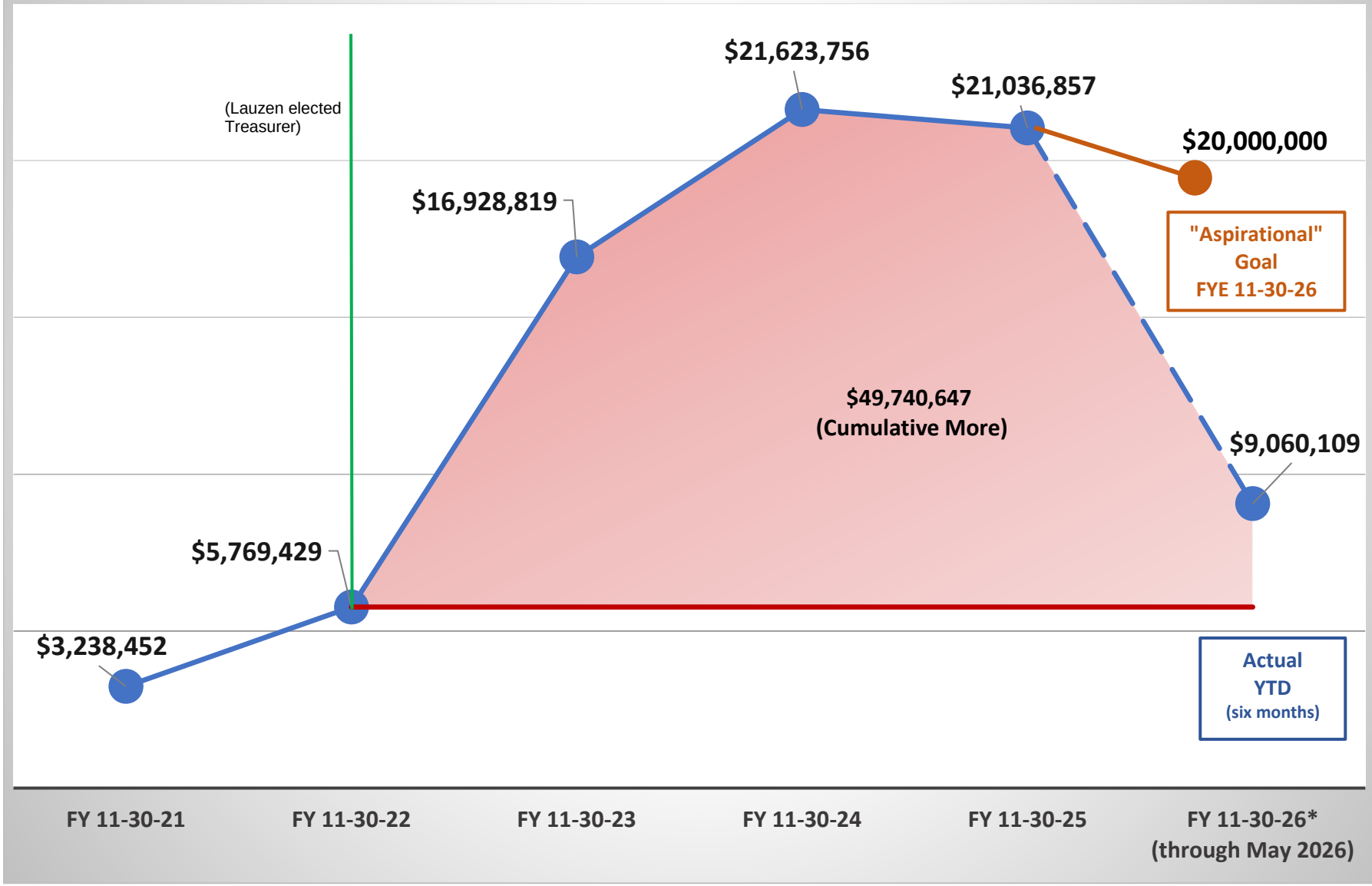

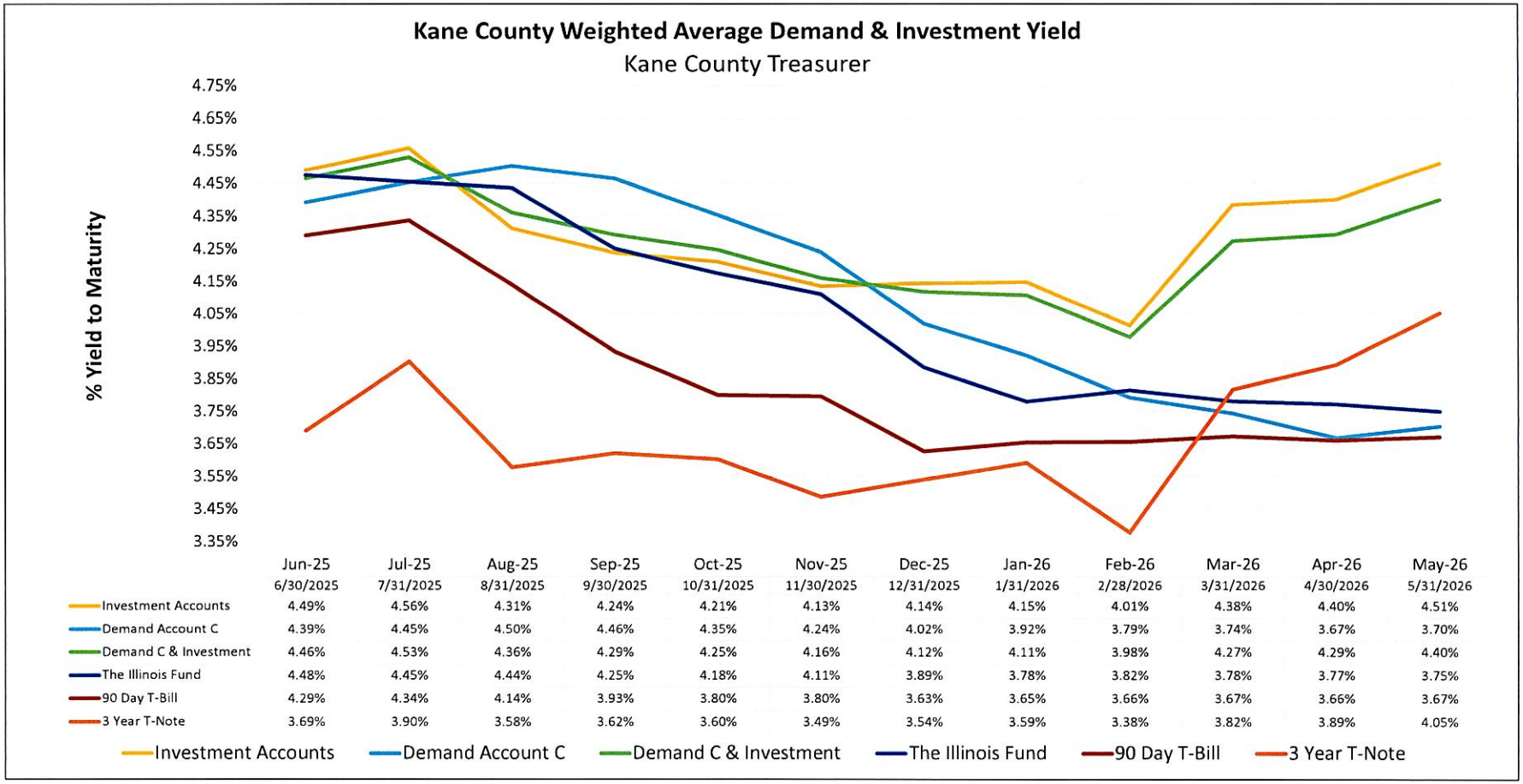

	Jun-25 6/30/2025	Jul-25 7/31/2025	Aug-25 8/31/2025	Sep-25 9/30/2025	Oct-25 10/31/2025	Nov-25 11/30/2025	Dec-25 12/31/2025	Jan-26 1/31/2026	Feb-26 2/28/2026	Mar-26 3/31/2026	Apr-26 4/30/2026	May-26 5/31/2026
Investment Accounts	4.49%	4.56%	4.31%	4.24%	4.21%	4.13%	4.14%	4.15%	4.01%	4.38%	4.40%	4.51%
Demand Account C	4.39%	4.45%	4.50%	4.46%	4.35%	4.24%	4.02%	3.92%	3.79%	3.74%	3.67%	3.70%
Demand C & Investment	4.46%	4.53%	4.36%	4.29%	4.25%	4.16%	4.12%	4.11%	3.98%	4.27%	4.29%	4.40%
The Illinois Fund	4.48%	4.45%	4.44%	4.25%	4.18%	4.11%	3.89%	3.78%	3.82%	3.78%	3.77%	3.75%
90 Day T-Bill	4.29%	4.34%	4.14%	3.93%	3.80%	3.80%	3.63%	3.65%	3.66%	3.67%	3.66%	3.67%
3 Year T-Note	3.69%	3.90%	3.58%	3.62%	3.60%	3.49%	3.54%	3.59%	3.38%	3.82%	3.89%	4.05%

Kane County - Portfolio Analysis - 5-31-2026 - Summary

Kane County	5/31/2026										
Account Name	Avg. Coupon	MWA Cost	Total Cost	MWA Price	Principal Value	Accrued Income	Total Market Value	% Market	Unrealized Gain/Loss	Yield	Duration
Vectors	4.15	99.49	254,569,776	99.26	253,944,055	1,498,830	255,442,885	80%	(625,721)	4.56	3.41
PFMAM	3.82	99.13	61,820,482	99.10	61,806,953	432,806	62,239,759	20%	(13,530)	4.29	2.18
Total	4.09	99.42	316,390,258	99.23	315,751,007	1,931,636	317,682,643	100%	(639,251)	4.51	3.17
Sector	Avg. Coupon	MWA Cost	Total Cost	MWA Price	Principal Value	Accrued Income	Total Market Value	% Market	Unrealized Gain/Loss	Yield	Duration
Cash		100.00	632,693	100.00	632,693	5,353	638,046	0%	-	3.29	0.12
Commercial Paper	0.00	99.23	2,242,401	99.20	2,241,851	-	2,241,851	1%	(550)	3.76	0.20
US Treasury	3.60	99.41	138,796,896	98.74	137,847,361	1,015,505	138,862,866	44%	(949,535)	4.06	2.97
Foreign Treasury	4.85	101.14	1,264,310	100.49	1,256,088	22,229	1,278,317	0%	(8,223)	4.40	1.08
Corporate	4.22	99.79	25,954,568	99.29	25,823,388	263,121	26,086,508	8%	(131,181)	4.42	2.27
Foreign Corporate	4.67	100.14	726,003	100.14	725,994	11,290	737,283	0%	(9)	4.36	0.97
Agency	1.49	99.99	4,524,423	98.96	4,477,827	14,868	4,492,695	1%	(46,596)	3.85	0.48
Taxable Muni	2.40	99.80	3,866,888	99.88	3,870,169	32,220	3,902,389	1%	3,281	3.97	0.48
Mortgage Backed Security	4.99	99.27	138,382,076	99.63	138,875,638	567,051	139,442,688	44%	493,562	5.09	3.79
Total	4.09	99.42	316,390,258	99.23	315,751,007	1,931,636	317,682,643	100%	(639,251)	4.51	3.17

Vectors											
Sector	Avg. Coupon	MWA Cost	Total Cost	MWA Price	Principal Value	Accrued Income	Total Market Value	% Market	Unrealized Gain/Loss	Yield	Duration
Cash		100.00	305,582	100.00	305,582	4,515	310,097	0%	-	3.39	0.12
Commercial Paper			-		-	-	-	0%	-		
US Treasury	3.59	99.40	130,723,262	98.71	129,808,743	945,059	130,753,802	51%	(914,519)	4.06	2.99
Foreign Treasury			-		-	-	-	0%	-		
Corporate			-		-	-	-	0%	-		
Foreign Corporate			-		-	-	-	0%	-		
Agency	1.49	99.99	4,524,423	98.96	4,477,827	14,868	4,492,695	2%	(46,596)	3.85	0.48
Taxable Muni	2.09	99.77	3,391,888	99.77	3,392,083	28,336	3,420,419	1%	194	3.91	0.15
Mortgage Backed Security	5.23	99.52	115,624,621	99.82	115,959,820	506,052	116,465,872	46%	335,199	5.25	4.09
Total	4.15	99.49	254,569,776	99.26	253,944,055	1,498,830	255,442,885	100%	(625,721)	4.56	3.41

PFMAM											
Sector	Avg. Coupon	MWA Cost	Total Cost	MWA Price	Principal Value	Accrued Income	Total Market Value	% Market	Unrealized Gain/Loss	Yield	Duration
Cash		100.00	327,111	100.00	327,111	839	327,949	1%	-	0.64	0.03
Commercial Paper	0.00	99.23	2,242,401	99.20	2,241,851	-	2,241,851	4%	(550)	3.76	0.20
US Treasury	3.69	99.62	8,073,634	99.19	8,038,618	70,445	8,109,064	13%	(35,016)	4.04	2.52
Foreign Treasury	4.85	101.14	1,264,310	100.49	1,256,088	22,229	1,278,317	2%	(8,223)	4.40	1.08
Corporate	4.22	99.79	25,954,568	99.29	25,823,388	263,121	26,086,508	42%	(131,181)	4.42	2.27
Foreign Corporate	4.67	100.14	726,003	100.14	725,994	11,290	737,283	1%	(9)	4.36	0.97
Agency			-		-	-	-	0%	-		
Taxable Muni	4.60	100.00	475,000	100.65	478,086	3,884	481,970	1%	3,086	4.37	2.78
Mortgage Backed Security	3.74	98.03	22,757,455	98.70	22,915,818	60,999	22,976,817	37%	158,363	4.33	2.28
Total	3.82	99.13	61,820,482	99.10	61,806,953	432,806	62,239,759	100%	(13,530)	4.29	2.18

U.S. Gov't Guaranteed

4.51% for 3.17 years

Cusip	Name	Coupon	Maturity	Principal Cost	Current Face	USB Price - 5/31/2026	Principal Value	Accrued Income	Total Market Value	Yield To Worst	Eff. Duration	Purchase Date
20772KNX3	CONNECTICUT -TXBL -A	1.12	6/1/2026	250,000	250,000	100.00	250,000	1,404	-	3.63	0.00	6/15/2022
59163PKJ1	METRO OR-TXBL	3.25	6/1/2026	550,000	550,000	100.00	550,000	8,938	-	3.63	0.00	6/9/2021
Cash (USD)	PENDING CASH PAYABLE			(7,846,627)	(7,846,627)	100.00	(7,846,627)	-	-	0.01	0.01	5/28/2026
Cash (USD)	PENDING CASH RECIEVABLE			294,438	294,438	100.00	294,438	-	-	0.01	0.01	5/28/2026
Cash (USD)	PENDING CASH RECIEVABLE			268,407	268,407	100.00	268,407	-	-	0.01	0.01	5/29/2026
63743HGD8	NATIONAL RURAL UTIL COOP	4.05	8/9/2027	805,000	805,000	100.04	805,298	2,098	298	4.03	0.01	2/3/2026
38346MFG4	GOTHAM FUNDING CORP	0.00	6/16/2026	623,971	625,000	99.85	624,038	-	66	3.72	0.04	3/17/2026
53948BFW4	LLOYDS BANK CORP MKTS/NY	0.00	6/30/2026	682,958	685,000	99.70	682,966	-	7	3.57	0.08	2/3/2026
68583RDA7	OR CMNTY CLG DT-TXBL	1.15	6/30/2026	90,951	90,000	99.77	89,797	432	(1,155)	3.85	0.08	9/21/2021
158855EW2	CHANDLER-REV-REF-TXBL	1.39	7/1/2026	237,000	240,000	99.78	239,474	1,390	2,474	4.00	0.08	2/1/2022
20772KJY6	CONNECTICUT ST-A-TXBL	2.35	7/1/2026	925,366	925,000	99.86	923,705	9,057	(1,661)	4.00	0.08	2/9/2022
31846V567	FIRST AM GOVT OBLIG-Z			58,704	58,704	100.00	58,704	839	-	3.52	0.12	5/26/2026
31846V567	FIRST AM GOVT OBLIG-Z			7,857,772	7,857,772	100.00	7,857,772	4,515	-	3.52	0.12	5/26/2026
64966SEX0	NYC-TXBL-REF-D-UNREFD	1.22	8/1/2026	882,199	895,000	99.53	890,820	3,628	8,621	4.02	0.17	6/3/2022
64966SEM4	NYC-TXBL-REF-D-PREREF	1.22	8/1/2026	103,366	105,000	99.55	104,532	426	1,165	3.89	0.17	6/3/2022
3133EM3T7	FEDERAL FARM CREDIT BANK	0.87	9/1/2026	1,250,423	1,250,000	99.27	1,240,925	2,719	(9,498)	3.79	0.25	9/1/2021
46647PCP9	JPMORGAN CHASE & CO	1.47	9/22/2027	463,070	475,000	99.13	470,882	1,338	7,811	4.31	0.31	4/15/2025
61690U8G8	MORGAN STANLEY BANK NA	4.45	10/15/2027	894,979	895,000	100.06	895,573	5,086	594	4.25	0.37	10/16/2024
3133ENBK5	FEDERAL FARM CREDIT BANK	1.14	10/20/2026	499,000	500,000	98.96	494,795	649	(4,205)	3.87	0.38	10/20/2021
63873KKT3	NATIXIS NY BRANCH	0.00	10/27/2026	935,471	950,000	98.41	934,848	-	(624)	3.92	0.40	2/3/2026
91282CJK8	US TREASURY N/B	4.63	11/15/2026	917,841	915,000	100.37	918,386	1,955	544	3.79	0.45	7/2/2025
17325FBL1	CITIBANK NA	4.88	11/19/2027	1,600,000	1,600,000	100.31	1,604,944	2,601	4,944	4.19	0.47	11/12/2024
3130APWE1	FEDERAL HOME LOAN BANK	1.50	11/25/2026	1,000,000	1,000,000	98.85	988,540	250	(11,460)	3.91	0.47	11/19/2021
90261AAD4	UBS AG STAMFORD CT	4.86	1/10/2028	476,003	475,000	100.31	476,454	9,049	451	4.34	0.59	1/6/2025
756109BZ6	REALTY INCOME CORP	3.20	1/15/2027	760,685	765,000	99.38	760,226	9,248	(459)	4.22	0.60	11/18/2025
06051GGF0	BANK OF AMERICA CORP	3.82	1/20/2028	445,466	450,000	99.68	448,556	6,262	3,089	4.33	0.62	4/15/2025
3133ENLZ1	FEDERAL FARM CREDIT BANK	1.78	1/26/2027	1,200,000	1,200,000	98.71	1,184,484	7,417	(15,516)	3.80	0.64	1/26/2022
3130AQYG2	FEDERAL HOME LOAN BANK	2.50	2/25/2027	575,000	575,000	98.97	569,083	3,833	(5,917)	3.93	0.72	3/4/2022
64966MWN5	NEW YORK-E-2-TXBL	3.55	3/1/2027	353,005	345,000	99.64	343,755	3,062	(9,250)	4.04	0.73	8/1/2022
3137FREE7	FHMS KJ28 A2	2.31	10/25/2027	491,246	501,761	98.37	493,603	965	2,357	4.23	0.77	1/8/2024
46647PDA1	JPMORGAN CHASE & CO	4.32	4/26/2028	250,607	250,000	99.95	249,873	1,051	(734)	4.38	0.87	10/3/2025
95000U2A0	WELLS FARGO & COMPANY	3.58	5/22/2028	472,307	475,000	99.23	471,338	426	(970)	4.40	0.94	10/3/2025
02665WFK2	AMERICAN HONDA FINANCE	4.90	7/9/2027	714,899	715,000	100.63	719,476	13,819	4,577	4.31	1.05	7/8/2024
45818WFN1	INTER-AMERICAN DEVEL BK	4.85	7/19/2027	1,264,310	1,250,000	100.49	1,256,088	22,229	(8,223)	4.40	1.08	10/6/2025
69353RFZ6	PNC BANK NA	4.43	7/21/2028	753,069	750,000	100.03	750,195	11,995	(2,874)	4.40	1.08	10/7/2025
91282CLL3	US TREASURY N/B	3.38	9/15/2027	12,275,516	12,315,000	99.29	12,227,933	88,096	(47,583)	3.94	1.25	10/1/2024
91282CAU5	US TREASURY N/B	0.50	10/31/2027	2,401,472	2,500,000	95.27	2,381,825	1,087	(19,647)	3.97	1.39	5/15/2023
3136AY2H5	FNA 2017-M14 A2	2.78	11/25/2027	396,872	403,510	97.99	395,383	933	(1,488)	4.14	1.39	5/1/2025
91282CFZ9	US TREASURY N/B	3.88	11/30/2027	1,154,712	1,150,000	99.84	1,148,160	22,403	(6,552)	3.99	1.44	1/20/2026
3137H9MM8	FHMS KJ43 A1	4.38	12/25/2028	523,980	526,081	100.05	526,360	1,919	2,381	4.17	1.45	1/2/2024
38145GAP5	GOLDMAN SACHS GROUP INC	4.15	1/21/2029	814,358	815,000	99.31	809,344	12,208	(5,014)	4.59	1.55	1/15/2026
63743HFW7	NATIONAL RURAL UTIL COOP	4.75	2/7/2028	214,948	215,000	100.62	216,322	3,234	1,374	4.35	1.55	2/4/2025
91282CGH8	US TREASURY N/B	3.50	1/31/2028	3,753,310	3,770,000	99.20	3,739,953	44,105	(13,357)	4.00	1.59	5/19/2023
3137HBC69	FHMS KJ48 A1	4.86	5/25/2028	528,769	528,771	100.67	532,324	2,141	3,555	4.28	1.61	12/6/2023
571676AX3	MARS INC	4.60	3/1/2028	580,414	580,000	100.49	582,830	6,670	2,416	4.29	1.61	3/5/2025
9128283W8	US TREASURY N/B	2.75	2/15/2028	2,263,426	2,300,000	97.95	2,252,827	18,521	(10,599)	4.00	1.64	8/29/2024
49177JAF9	KENVUE INC	5.05	3/22/2028	319,853	315,000	101.22	318,827	3,049	(1,026)	4.31	1.66	6/27/2025
91282CQB0	US TREASURY N/B	3.38	2/29/2028	2,137,585	2,150,000	98.97	2,127,834	18,338	(9,752)	3.99	1.67	3/12/2026
90261AAG7	UBS AG STAMFORD CT	4.30	3/16/2029	250,000	250,000	99.82	249,540	2,241	(460)	4.41	1.69	3/11/2026
91282CBP5	US TREASURY N/B	1.13	2/29/2028	2,384,455	2,500,000	95.19	2,379,700	7,108	(4,755)	4.00	1.70	8/1/2024
3137FTFX0	FHMS K109 A1	1.04	10/25/2029	315,786	340,579	94.42	321,568	294	5,782	4.25	1.73	4/19/2024
91282CMW8	US TREASURY N/B	3.75	4/15/2028	995,236	1,000,000	99.54	995,430	4,816	194	4.00	1.79	3/26/2026
17252MAR1	CINTAS CORPORATION NO. 2	4.20	5/1/2028	359,708	360,000	99.84	359,406	1,260	(302)	4.29	1.79	4/28/2025
3136B2HA3	FNA 2018-M10 A2	3.36	7/25/2028	443,823	449,034	98.37	441,697	1,257	(2,127)	4.24	1.80	5/1/2025
90327QDA4	USAA CAPITAL CORP	4.38	6/1/2028	169,788	170,000	99.97	169,947	3,719	159	4.39	1.83	5/29/2025
3137F7T21	FHR 5050 XA	1.00	7/15/2039	485,823	527,885	92.98	490,838	440	5,015	4.79	1.84	7/19/2024
637639AK1	NATIONAL SECS CLEARING	5.00	5/30/2028	1,160,726	1,140,000	101.27	1,154,512	28,658	(6,213)	4.30	1.84	6/26/2025
40428HR95	HSBC USA INC	4.65	6/3/2028	450,024	450,000	100.64	452,858	10,346	2,833	4.32	1.86	5/28/2025
032654BD6	ANALOG DEVICES INC	4.25	6/15/2028	324,764	325,000	99.97	324,893	6,369	129	4.27	1.87	6/12/2025
9128284N7	US TREASURY N/B	2.88	5/15/2028	934,495	950,000	97.88	929,851	1,262	(4,645)	4.01	1.88	5/19/2023
91282CQS3	US TREASURY N/B	4.00	5/31/2028	7,846,627	7,850,000	100.00	7,850,314	-	3,687	4.00	1.91	5/28/2026
544647KY5	LOS ANGELES UNIF SD-B	4.42	7/1/2028	140,000	140,000	100.44	140,617	2,580	617	4.20	1.94	4/24/2025
91282CHK0	US TREASURY N/B	4.00	6/30/2028	10,991,974	11,000,000	99.97	10,997,030	184,751	5,056	4.01	1.95	6/21/2024
3136BQDE6	FNA 2023-M6 A2	4.17	7/25/2028	938,088	962,176	99.60	958,289	3,344	20,201	4.28	1.96	10/30/2023
3137HAMH6	FHMS K506 A2	4.65	8/25/2028	993,320	1,000,000	100.51	1,005,070	3,875	11,750	4.28	1.98	9/7/2023
025816EJ4	AMERICAN EXPRESS CO	4.35	7/20/2029	602,818	600,000	99.69	598,152	9,500	(4,666)	4.50	1.98	2/3/2026
3137FBZU0	FHMS K123 A1	0.93	6/25/2030	875,276	958,237	93.22	893,269	744	17,992	4.35	2.00	4/8/2024
3137HAQ74	FHMS K508 A2	4.74	8/25/2028	975,050	985,000	100.72	992,043	3,891	16,993	4.27	2.00	10/11/2023
3137F66V4	FHR 5042 DA	1.00	5/15/2041	490,118	528,151	93.04	491,387	440	1,269	4.46	2.01	7/19/2024
3137F7TC9	FHR 5050 XL	1.00	7/15/2036	581,138	627,940	92.09	578,270	506	(2,868)	4.87	2.04	7/16/2024
3137HAMS2	FHMS K507 A2	4.80	9/25/2028	994,449	1,000,000	100.79	1,007,890	4,000	13,441	4.30	2.04	9/20/2023
3137HAST4	FHMS K509 A2	4.85	9/25/2028	733,767	745,000	100.89	751,645	3,011	17,879	4.31	2.09	10/25/2023
3137HB3D4	FHMS K510 A2	5.07	10/25/2028	369,479	370,000	101.37	375,073	1,563	5,594	4.32	2.12	11/14/2023
3137HB3G7	FHMS K511 A2	4.86	10/25/2028	1,156,075	1,155,000	100.95	1,165,915	4,678	9,839	4.32	2.15	11/28/2023
3137HBCF9	FHMS K512 A2	5.00	11/25/2028	467,355	465,165	101.36	471,496	1,938	4,141	4.27	2.16	12/11/2023
06406RBT3	BANK OF NY MELLON CORP	6.32	10/25/2029	599,066	570,000	104.13	593,530	3,601	(5,537)	4.48	2.20	3/2/2026
3137F72N4	FHMS K120 A1	0.89	7/25/2030	789,894	868,678	92.46	803,145	646	13,251	4.32	2.23	3/26/2024
89788JAH2	TRUIST BANK	4.14	10/23/2029	922,850	925,000	99.07	916,407	4,038	(6,443)	4.55	2.24	1/22/2026
3136BHX95	FNR 2021-45 DC	1.25	7/25/2041	924,624	995,014	92.92	924,567	207	(57)	4.41	2.24	5/28/2026
3137HBLV4	FHMS K514 A2	4.57	12/25/2028	1,040,746	1,050,000	100.48	1,055,009	4,001	14,262	4.26	2.24	6/3/2024
91282CPC9	US TREASURY N/B	3.50	10/15/2028	608,002	615,000	98.79	607,552	2,764	(450)	4.04	2.25	5/14/2026
3137HBFY5	FHMS K513 A2	4.72	12/25/2028	572,962	570,000	100.70	573,967	2,244	1,005	4.33	2.29	1/10/2024
91282CDL2	US TREASURY N/B	1.50	11/30/2028	1,699,802	1,800,000	94.02	1,692,288	74	(7,514)	4.04	2.42	1/2/2024
95000U4D2	WELLS FARGO & COMPANY	4.18	1/23/2030	105,000	105,000	98.98	103,928	1,561	(1,072)	4.59	2.43	1/15/2026
61776NU43	MORGAN STANLEY PVT BANK	4.21	2/8/2030	924,909	925,000	98.90	914,825	12,882	(10,084)	4.65	2.48	1/29/2026
17275RBR2	CISCO SYSTEMS INC	4.85	2/26/2029	449,034	440,000	101.52	446,701	5,631	(2,333)	4.24	2.48	11/7/2025

Kane County - Portfolio Analysis - 5-31-2026 - Total

Cusip	Name	Coupon	Maturity	Principal Cost	Current Face	USB Price - 5/31/2026	Principal Value	Accrued Income	Total Market Value	Yield To Worst	Eff. Duration	Purchase Date
91282CDP3	US TREASURY N/B	1.38	12/31/2028	895,751	950,000	93.52	888,402	5,485	(7,349)	4.04	2.49	2/1/2024
69371RU38	PACCAR FINANCIAL CORP	3.90	2/5/2029	-	-	99.41	-	3,393	-	4.14	2.50	1/29/2026
482480AG5	KLA CORP	4.10	3/15/2029	415,231	415,000	99.31	412,145	3,592	(3,086)	4.36	2.51	11/13/2025
36179Y2M5	G2 MA9780	6.00	7/20/2054	4,687,103	4,649,161	102.25	4,753,628	23,246	66,525	5.44	2.52	7/10/2024
79466LAR5	SALESFORCE INC	4.65	3/15/2029	924,811	925,000	100.20	926,887	9,319	2,076	4.57	2.53	3/11/2026
3137HCKQ4	FHMS K519 AS	4.13	3/25/2029	1,043,802	1,043,802	99.81	1,041,829	479	(1,973)	4.18	2.54	4/9/2024
3137HCTM4	FHMS K521 AS	4.17	3/25/2029	1,020,141	1,020,141	99.75	1,017,611	828	(2,530)	4.24	2.56	5/8/2024
58769JBP1	MERCEDES-BENZ FIN NA	4.25	3/10/2029	424,835	425,000	99.11	421,226	4,064	(3,609)	4.59	2.57	3/5/2026
89236TPQ2	TOYOTA MOTOR CREDIT CORP	4.05	3/13/2029	669,776	670,000	99.19	664,573	5,879	(5,203)	4.36	2.58	3/10/2026
3137HDJW1	FHMS K523 AS	4.20	4/25/2029	1,047,592	1,047,592	99.95	1,047,036	856	(555)	4.20	2.61	6/18/2024
437076CW0	HOME DEPOT INC	4.90	4/15/2029	461,041	450,000	101.62	457,281	2,818	(3,760)	4.28	2.61	12/3/2025
64972JUJ5	NYC TRANSITIONAL-I-2	4.62	5/1/2029	165,000	165,000	100.57	165,932	635	932	4.41	2.70	5/15/2025
91282CKX8	US TREASURY N/B	4.25	6/30/2029	454,853	450,000	100.53	452,390	8,030	(2,464)	4.06	2.82	5/7/2026
3137HFF59	FHMS K527 A2	4.62	7/25/2029	717,935	710,000	100.60	714,288	2,732	(3,647)	4.34	2.83	8/13/2024
3137HBPF5	FHMS KJ49 A1	5.01	9/25/2030	700,827	700,840	101.40	710,617	2,924	9,790	4.45	2.83	2/22/2024
3137HDXL9	FHMS K526 A2	4.54	7/25/2029	940,572	935,000	100.39	938,675	3,540	(1,898)	4.34	2.84	8/7/2024
3137HH6C0	FHMS K529 A2	4.79	9/25/2029	638,455	630,000	101.11	636,980	2,515	(1,475)	4.35	2.95	10/8/2024
06051GHX0	BANK OF AMERICA CORP	2.88	10/22/2030	613,566	640,000	94.61	605,530	2,000	(8,037)	4.62	3.16	3/2/2026
91282CFT3	US TREASURY N/B	4.00	10/31/2029	9,032,439	9,015,000	99.74	8,991,381	31,357	(41,059)	4.08	3.16	12/2/2024
91282CFY2	US TREASURY N/B	3.88	11/30/2029	14,542,420	14,500,000	99.31	14,400,385	1,535	(142,035)	4.09	3.25	1/14/2025
3137HKPG3	FHMS K537 AS	4.17	1/25/2030	414,856	414,856	99.78	413,923	337	(933)	4.22	3.31	3/11/2025
91282CMG3	US TREASURY N/B	4.25	1/31/2030	14,780,085	14,700,000	100.52	14,775,852	208,825	(4,233)	4.10	3.33	1/28/2025
36179Y5L4	G2 MA9851	5.50	8/20/2054	5,598,496	5,627,330	100.87	5,676,175	25,792	77,679	5.31	3.39	12/30/2024
36179X5H5	G2 MA8948	5.50	6/20/2053	868,912	868,912	101.40	881,094	3,983	12,182	5.20	3.41	6/26/2023
00724PAD1	ADOBE INC	2.30	2/1/2030	788,580	840,000	92.63	778,050	6,440	(10,530)	4.50	3.43	2/5/2026
36179YKS2	G2 MA9305	5.50	11/20/2053	4,006,881	4,002,128	101.38	4,057,198	18,343	50,317	5.20	3.44	1/24/2024
36179YS62	G2 MA9541	5.50	3/20/2054	9,674,190	9,731,836	101.13	9,841,611	44,604	167,421	5.25	3.44	3/20/2024
64972JUK2	NYC TRANSITIONAL-I-2	4.72	5/1/2030	170,000	170,000	100.90	171,537	669	1,537	4.46	3.54	5/15/2025
36180AAF0	G2 MA9906	5.50	9/20/2054	5,154,034	5,123,597	100.91	5,170,324	23,483	16,290	5.30	3.59	9/18/2024
3136B4GL6	FNR 2019-13 CA	3.50	4/25/2049	675,197	710,082	95.52	678,242	2,071	3,045	4.72	3.59	1/18/2024
3618N6DB0	G2 MB0997	5.50	3/20/2056	11,021,931	10,931,636	100.72	11,010,563	50,103	(11,368)	5.37	3.60	5/28/2026
91282CGZ8	US TREASURY N/B	3.50	4/30/2030	1,474,401	1,500,000	97.81	1,467,195	4,565	(7,206)	4.11	3.61	6/2/2025
36179XLJ3	G2 MA8429	5.50	11/20/2052	799,370	803,911	101.55	816,355	3,685	16,985	5.16	3.63	2/22/2024
3137HMCK4	FHMS K545 A2	4.29	7/25/2030	469,438	470,000	99.53	467,810	1,680	(1,628)	4.37	3.68	7/29/2025
3618N5C64	G2 MB0092	5.50	12/20/2054	13,172,982	13,174,941	100.79	13,278,496	60,385	105,514	5.33	3.70	2/21/2025
91282CPA3	US TREASURY N/B	3.63	9/30/2030	22,177,140	22,235,000	98.05	21,800,750	136,539	(376,389)	4.12	3.95	11/18/2025
66989HAY4	NOVARTIS CAPITAL CORP	4.10	11/5/2030	533,579	535,000	98.40	526,451	1,584	(7,128)	4.50	3.98	11/3/2025
822905AN5	SHELL FINANCE US INC	4.13	11/6/2030	304,203	305,000	98.48	300,367	874	(3,836)	4.51	3.98	11/4/2025
30303MAB8	META PLATFORMS INC	4.20	11/15/2030	849,112	850,000	98.72	839,086	1,587	(10,026)	4.52	4.00	10/30/2025
89158TAA7	TOTALENERGI CAP USA LLC	4.25	1/13/2031	1,186,818	1,185,000	98.78	1,170,543	19,297	(16,275)	4.54	4.07	1/6/2026
02079KBK2	ALPHABET INC	4.10	2/15/2031	729,346	730,000	98.66	720,189	8,979	(9,157)	4.42	4.17	2/10/2026
05565EDH5	BMW US CAPITAL LLC	4.65	3/19/2031	599,493	600,000	99.39	596,322	5,580	(3,171)	4.79	4.20	3/16/2026
023135DD5	AMAZON.COM INC	4.25	3/13/2031	619,059	620,000	98.88	613,056	5,709	(6,003)	4.51	4.22	3/10/2026
91282CKC4	US TREASURY N/B	4.25	2/28/2031	212,282	210,000	100.47	210,985	2,256	(1,298)	4.14	4.23	3/25/2026
249672AA4	DEPOSITORY TRUST COMPANY	4.55	3/27/2031	249,798	250,000	99.68	249,200	2,970	(598)	4.62	4.23	3/23/2026
00287YEE5	ABBVIE INC	4.13	3/15/2031	364,903	365,000	98.18	358,353	3,639	(6,549)	4.55	4.24	2/24/2026
002824BS8	ABBOTT LABORATORIES	4.00	3/15/2031	599,170	600,000	97.81	586,878	5,467	(12,292)	4.51	4.25	2/23/2026
91282CQD6	US TREASURY N/B	3.50	2/28/2031	23,826,509	24,235,000	97.31	23,581,867	214,361	(244,642)	4.13	4.29	3/12/2026
91282CKF7	US TREASURY N/B	4.13	3/31/2031	1,036,562	1,030,000	99.91	1,029,073	7,274	(7,489)	4.14	4.32	4/6/2026
23338VAM8	DTE ELECTRIC CO	2.63	3/1/2031	462,904	500,000	91.68	458,410	3,281	(4,494)	4.59	4.35	3/17/2026
36179X5G7	G2 MA8947	5.00	6/20/2053	11,833,181	12,021,955	99.33	11,941,769	50,091	108,588	5.13	4.44	6/26/2023
36179YU51	G2 MA9604	5.00	4/20/2054	6,651,567	6,695,794	99.05	6,632,385	27,899	(19,182)	5.18	4.49	8/12/2024
36180AAE3	G2 MA9905	5.00	9/20/2054	4,418,879	4,404,826	98.87	4,354,920	18,353	(63,959)	5.22	4.50	9/18/2024
3618N5MP1	G2 MB0365	5.00	5/20/2055	6,311,060	6,323,825	98.84	6,250,342	26,349	(60,717)	5.22	4.53	12/11/2025
36180AB93	G2 MA9964	5.00	10/20/2054	3,002,033	3,033,458	98.90	3,000,059	12,639	(1,974)	5.21	4.53	10/18/2024
3618N5C56	G2 MB0091	5.00	12/20/2054	15,863,363	16,163,217	98.89	15,983,158	67,347	119,796	5.21	4.55	2/21/2025
3618N53X5	G2 MB0813	5.00	12/20/2055	2,905,394	2,911,673	98.84	2,877,839	12,132	(27,555)	5.21	4.65	12/23/2025
3618N56H7	G2 MB0871	5.00	1/20/2056	2,762,456	2,757,745	98.84	2,725,700	11,491	(36,756)	5.21	4.68	1/29/2026
3618N5GM5	G2 MB0203	4.50	2/20/2055	6,892,788	6,966,956	96.29	6,708,204	26,126	(184,584)	5.12	5.80	2/25/2026
	Total	4.09		316,390,258	318,360,890	99.23	315,751,007	1,931,636	(639,251)	4.51	3.17	

Kane County - Portfolio Analysis - 5-31-2026 - Vectors

Cusip	Name	Coupon	Maturity	Principal Cost	Current Face	USB Price - 5/31/2026	Principal Value	Accrued Income	Total Market Value	Yield To Worst	Eff. Duration	Purchase Date
20772KNX3	CONNECTICUT -TXBL -A	1.12	6/1/2026	250,000	250,000	100.00	250,000	1,404	-	3.63	0.00	6/15/2022
59163PKJ1	METRO OR-TXBL	3.25	6/1/2026	550,000	550,000	100.00	550,000	8,938	-	3.63	0.00	6/9/2021
Cash (USD)	PENDING CASH PAYABLE			(7,846,627)	(7,846,627)	100.00	(7,846,627)	-	-	0.01	0.01	5/28/2026
Cash (USD)	PENDING CASH RECIEVABLE			294,438	294,438	100.00	294,438	-	-	0.01	0.01	5/28/2026
68583RDA7	OR CMNTY CLG DT-TXBL	1.15	6/30/2026	90,951	90,000	99.77	89,797	432	(1,155)	3.85	0.08	9/21/2021
158855EW2	CHANDLER-REV-REF-TXBL	1.39	7/1/2026	237,000	240,000	99.78	239,474	1,390	2,474	4.00	0.08	2/1/2022
20772KJY6	CONNECTICUT ST-A-TXBL	2.35	7/1/2026	925,366	925,000	99.86	923,705	9,057	(1,661)	4.00	0.08	2/9/2022
31846V567	FIRST AM GOVT OBLIG-Z			7,857,772	7,857,772	100.00	7,857,772	4,515	-	3.52	0.12	5/26/2026
64966SEX0	NYC-TXBL-REF-D-UNREFD	1.22	8/1/2026	882,199	895,000	99.53	890,820	3,628	8,621	4.02	0.17	6/3/2022
64966SEM4	NYC-TXBL-REF-D-PREREF	1.22	8/1/2026	103,366	105,000	99.55	104,532	426	1,165	3.89	0.17	6/3/2022
3133EM3T7	FEDERAL FARM CREDIT BANK	0.87	9/1/2026	1,250,423	1,250,000	99.27	1,240,925	2,719	(9,498)	3.79	0.25	9/1/2021
3133ENBK5	FEDERAL FARM CREDIT BANK	1.14	10/20/2026	499,000	500,000	98.96	494,795	649	(4,205)	3.87	0.38	10/20/2021
91282CJK8	US TREASURY N/B	4.63	11/15/2026	917,841	915,000	100.37	918,386	1,955	544	3.79	0.45	7/2/2025
3130APWE1	FEDERAL HOME LOAN BANK	1.50	11/25/2026	1,000,000	1,000,000	98.85	988,540	250	(11,460)	3.91	0.47	11/19/2021
3133ENLZ1	FEDERAL FARM CREDIT BANK	1.78	1/26/2027	1,200,000	1,200,000	98.71	1,184,484	7,417	(15,516)	3.80	0.64	1/26/2022
3130AQYG2	FEDERAL HOME LOAN BANK	2.50	2/25/2027	575,000	575,000	98.97	569,083	3,833	(5,917)	3.93	0.72	3/4/2022
64966MWN5	NEW YORK-E-2-TXBL	3.55	3/1/2027	353,005	345,000	99.64	343,755	3,062	(9,250)	4.04	0.73	8/1/2022
91282CLL3	US TREASURY N/B	3.38	9/15/2027	12,275,516	12,315,000	99.29	12,227,933	88,096	(47,583)	3.94	1.25	10/1/2024
91282CAU5	US TREASURY N/B	0.50	10/31/2027	2,401,472	2,500,000	95.27	2,381,825	1,087	(19,647)	3.97	1.39	5/15/2023
91282CGH8	US TREASURY N/B	3.50	1/31/2028	3,753,310	3,770,000	99.20	3,739,953	44,105	(13,357)	4.00	1.59	5/19/2023
9128283W8	US TREASURY N/B	2.75	2/15/2028	2,263,426	2,300,000	97.95	2,252,827	18,521	(10,599)	4.00	1.64	8/29/2024
91282CBP5	US TREASURY N/B	1.13	2/29/2028	2,384,455	2,500,000	95.19	2,379,700	7,108	(4,755)	4.00	1.70	8/1/2024
9128284N7	US TREASURY N/B	2.88	5/15/2028	934,495	950,000	97.88	929,851	1,262	(4,645)	4.01	1.88	5/19/2023
91282CQS3	US TREASURY N/B	4.00	5/31/2028	7,846,627	7,850,000	100.00	7,850,314	-	3,687	4.00	1.91	5/28/2026
91282CHK0	US TREASURY N/B	4.00	6/30/2028	10,991,974	11,000,000	99.97	10,997,030	184,751	5,056	4.01	1.95	6/21/2024
91282CDL2	US TREASURY N/B	1.50	11/30/2028	1,699,802	1,800,000	94.02	1,692,288	74	(7,514)	4.04	2.42	1/2/2024
91282CDP3	US TREASURY N/B	1.38	12/31/2028	895,751	950,000	93.52	888,402	5,485	(7,349)	4.04	2.49	2/1/2024
36179Y2M5	G2 MA9780	6.00	7/20/2054	4,687,103	4,649,161	102.25	4,753,628	23,246	66,525	5.44	2.52	7/10/2024
91282CFT3	US TREASURY N/B	4.00	10/31/2029	9,032,439	9,015,000	99.74	8,991,381	31,357	(41,059)	4.08	3.16	12/2/2024
91282CFY2	US TREASURY N/B	3.88	11/30/2029	14,542,420	14,500,000	99.31	14,400,385	1,535	(142,035)	4.09	3.25	1/14/2025
91282CMG3	US TREASURY N/B	4.25	1/31/2030	14,780,085	14,700,000	100.52	14,775,852	208,825	(4,233)	4.10	3.33	1/28/2025
36179Y5L4	G2 MA9851	5.50	8/20/2054	5,598,496	5,627,330	100.87	5,676,175	25,792	77,679	5.31	3.39	12/30/2024
36179X5H5	G2 MA8948	5.50	6/20/2053	868,912	868,912	101.40	881,094	3,983	12,182	5.20	3.41	6/26/2023
36179YKS2	G2 MA9305	5.50	11/20/2053	4,006,881	4,002,128	101.38	4,057,198	18,343	50,317	5.20	3.44	1/24/2024
36179YS62	G2 MA9541	5.50	3/20/2054	9,674,190	9,731,836	101.13	9,841,611	44,604	167,421	5.25	3.44	3/20/2024
36180AAF0	G2 MA9906	5.50	9/20/2054	5,154,034	5,123,597	100.91	5,170,324	23,483	16,290	5.30	3.59	9/18/2024
3618N6DB0	G2 MB0997	5.50	3/20/2056	11,021,931	10,931,636	100.72	11,010,563	50,103	(11,368)	5.37	3.60	5/28/2026
36179XLJ3	G2 MA8429	5.50	11/20/2052	799,370	803,911	101.55	816,355	3,685	16,985	5.16	3.63	2/22/2024
3618N5C64	G2 MB0092	5.50	12/20/2054	13,172,982	13,174,941	100.79	13,278,496	60,385	105,514	5.33	3.70	2/21/2025
91282CPA3	US TREASURY N/B	3.63	9/30/2030	22,177,140	22,235,000	98.05	21,800,750	136,539	(376,389)	4.12	3.95	11/18/2025
91282CQD6	US TREASURY N/B	3.50	2/28/2031	23,826,509	24,235,000	97.31	23,581,867	214,361	(244,642)	4.13	4.29	3/12/2026
36179X5G7	G2 MA8947	5.00	6/20/2053	11,833,181	12,021,955	99.33	11,941,769	50,091	108,588	5.13	4.44	6/26/2023
36179YU51	G2 MA9604	5.00	4/20/2054	6,651,567	6,695,794	99.05	6,632,385	27,899	(19,182)	5.18	4.49	8/12/2024
36180AAE3	G2 MA9905	5.00	9/20/2054	4,418,879	4,404,826	98.87	4,354,920	18,353	(63,959)	5.22	4.50	9/18/2024
3618N5MP1	G2 MB0365	5.00	5/20/2055	6,311,060	6,323,825	98.84	6,250,342	26,349	(60,717)	5.22	4.53	12/11/2025
36180AB93	G2 MA9964	5.00	10/20/2054	3,002,033	3,033,458	98.90	3,000,059	12,639	(1,974)	5.21	4.53	10/18/2024
3618N5C56	G2 MB0091	5.00	12/20/2054	15,863,363	16,163,217	98.89	15,983,158	67,347	119,796	5.21	4.55	2/21/2025
3618N53X5	G2 MB0813	5.00	12/20/2055	2,905,394	2,911,673	98.84	2,877,839	12,132	(27,555)	5.21	4.65	12/23/2025
3618N56H7	G2 MB0871	5.00	1/20/2056	2,762,456	2,757,745	98.84	2,725,700	11,491	(36,756)	5.21	4.68	1/29/2026
3618N5GM5	G2 MB0203	4.50	2/20/2055	6,892,788	6,966,956	96.29	6,708,204	26,126	(184,584)	5.12	5.80	2/25/2026
	Total	4.15		254,569,776	255,958,484	99.26	253,944,055	1,498,830	(625,721)	4.56	3.41	

Cusip	Name	Coupon	Maturity	Principal Cost	Current Face	USB Price - 5/31/2026	Principal Value	Accrued Income	Total Market Value	Yield To Worst	Eff. Duration	Purchase Date
Cash (USD)	PENDING CASH RECIEVABLE			268,407	268,407	100.00	268,407	-	-	0.01	0.01	5/29/2026
63743HGD8	NATIONAL RURAL UTIL COOP	4.05	8/9/2027	805,000	805,000	100.04	805,298	2,098	298	4.03	0.01	2/3/2026
38346MFG4	GOTHAM FUNDING CORP	0.00	6/16/2026	623,971	625,000	99.85	624,038	-	66	3.72	0.04	3/17/2026
53948BFW4	LLOYDS BANK CORP MKTS/NY	0.00	6/30/2026	682,958	685,000	99.70	682,966	-	7	3.57	0.08	2/3/2026
31846V567	FIRST AM GOVT OBLIG-Z			58,704	58,704	100.00	58,704	839	-	3.52	0.12	5/26/2026
46647PCP9	JPMORGAN CHASE & CO	1.47	9/22/2027	463,070	475,000	99.13	470,882	1,338	7,811	4.31	0.31	4/15/2025
61690U8G8	MORGAN STANLEY BANK NA	4.45	10/15/2027	894,979	895,000	100.06	895,573	5,086	594	4.25	0.37	10/16/2024
63873KKT3	NATIXIS NY BRANCH	0.00	10/27/2026	935,471	950,000	98.41	934,848	-	(624)	3.92	0.40	2/3/2026
17325FBL1	CITIBANK NA	4.88	11/19/2027	1,600,000	1,600,000	100.31	1,604,944	2,601	4,944	4.19	0.47	11/12/2024
90261AAD4	UBS AG STAMFORD CT	4.86	1/10/2028	476,003	475,000	100.31	476,454	9,049	451	4.34	0.59	1/6/2025
756109BZ6	REALTY INCOME CORP	3.20	1/15/2027	760,685	765,000	99.38	760,226	9,248	(459)	4.22	0.60	11/18/2025
06051GGF0	BANK OF AMERICA CORP	3.82	1/20/2028	445,466	450,000	99.68	448,556	6,262	3,089	4.33	0.62	4/15/2025
3137FREE7	FHMS KJ28 A2	2.31	10/25/2027	491,246	501,761	98.37	493,603	965	2,357	4.23	0.77	1/8/2024
46647PDA1	JPMORGAN CHASE & CO	4.32	4/26/2028	250,607	250,000	99.95	249,873	1,051	(734)	4.38	0.87	10/3/2025
95000U2A0	WELLS FARGO & COMPANY	3.58	5/22/2028	472,307	475,000	99.23	471,338	426	(970)	4.40	0.94	10/3/2025
02665WFK2	AMERICAN HONDA FINANCE	4.90	7/9/2027	714,899	715,000	100.63	719,476	13,819	4,577	4.31	1.05	7/8/2024
45818WFN1	INTER-AMERICAN DEVEL BK	4.85	7/19/2027	1,264,310	1,250,000	100.49	1,256,088	22,229	(8,223)	4.40	1.08	10/6/2025
69353RFZ6	PNC BANK NA	4.43	7/21/2028	753,069	750,000	100.03	750,195	11,995	(2,874)	4.40	1.08	10/7/2025
3136AY2H5	FNA 2017-M14 A2	2.78	11/25/2027	396,872	403,510	97.99	395,383	933	(1,488)	4.14	1.39	5/1/2025
91282CFZ9	US TREASURY N/B	3.88	11/30/2027	1,154,712	1,150,000	99.84	1,148,160	22,403	(6,552)	3.99	1.44	1/20/2026
3137H9MM8	FHMS KJ43 A1	4.38	12/25/2028	523,980	526,081	100.05	526,360	1,919	2,381	4.17	1.45	1/2/2024
38145GAP5	GOLDMAN SACHS GROUP INC	4.15	1/21/2029	814,358	815,000	99.31	809,344	12,208	(5,014)	4.59	1.55	1/15/2026
63743HFW7	NATIONAL RURAL UTIL COOP	4.75	2/7/2028	214,948	215,000	100.62	216,322	3,234	1,374	4.35	1.55	2/4/2025
3137HBC69	FHMS KJ48 A1	4.86	5/25/2028	528,769	528,771	100.67	532,324	2,141	3,555	4.28	1.61	12/6/2023
571676AX3	MARS INC	4.60	3/1/2028	580,414	580,000	100.49	582,830	6,670	2,416	4.29	1.61	3/5/2025
49177JAF9	KENVUE INC	5.05	3/22/2028	319,853	315,000	101.22	318,827	3,049	(1,026)	4.31	1.66	6/27/2025
91282CQB0	US TREASURY N/B	3.38	2/29/2028	2,137,585	2,150,000	98.97	2,127,834	18,338	(9,752)	3.99	1.67	3/12/2026
90261AAG7	UBS AG STAMFORD CT	4.30	3/16/2029	250,000	250,000	99.82	249,540	2,241	(460)	4.41	1.69	3/11/2026
3137FTFX0	FHMS K109 A1	1.04	10/25/2029	315,786	340,579	94.42	321,568	294	5,782	4.25	1.73	4/19/2024
91282CMW8	US TREASURY N/B	3.75	4/15/2028	995,236	1,000,000	99.54	995,430	4,816	194	4.00	1.79	3/26/2026
17252MAR1	CINTAS CORPORATION NO. 2	4.20	5/1/2028	359,708	360,000	99.84	359,406	1,260	(302)	4.29	1.79	4/28/2025
3136B2HA3	FNA 2018-M10 A2	3.36	7/25/2028	443,823	449,034	98.37	441,697	1,257	(2,127)	4.24	1.80	5/1/2025
90327QDA4	USAA CAPITAL CORP	4.38	6/1/2028	169,788	170,000	99.97	169,947	3,719	159	4.39	1.83	5/29/2025
3137F7T21	FHR 5050 XA	1.00	7/15/2039	485,823	527,885	92.98	490,838	440	5,015	4.79	1.84	7/19/2024
637639AK1	NATIONAL SECS CLEARING	5.00	5/30/2028	1,160,726	1,140,000	101.27	1,154,512	28,658	(6,213)	4.30	1.84	6/26/2025
40428HR95	HSBC USA INC	4.65	6/3/2028	450,024	450,000	100.64	452,858	10,346	2,833	4.32	1.86	5/28/2025
032654BD6	ANALOG DEVICES INC	4.25	6/15/2028	324,764	325,000	99.97	324,893	6,369	129	4.27	1.87	6/12/2025
544647KY5	LOS ANGELES UNIF SD-B	4.42	7/1/2028	140,000	140,000	100.44	140,617	2,580	617	4.20	1.94	4/24/2025
3136BQDE6	FNA 2023-M6 A2	4.17	7/25/2028	938,088	962,176	99.60	958,289	3,344	20,201	4.28	1.96	10/30/2023
3137HAMH6	FHMS K506 A2	4.65	8/25/2028	993,320	1,000,000	100.51	1,005,070	3,875	11,750	4.28	1.98	9/7/2023
025816EJ4	AMERICAN EXPRESS CO	4.35	7/20/2029	602,818	600,000	99.69	598,152	9,500	(4,666)	4.50	1.98	2/3/2026
3137F8ZU0	FHMS K123 A1	0.93	6/25/2030	875,276	958,237	93.22	893,269	744	17,992	4.35	2.00	4/8/2024
3137HAQ74	FHMS K508 A2	4.74	8/25/2028	975,050	985,000	100.72	992,043	3,891	16,993	4.27	2.00	10/11/2023
3137F66V4	FHR 5042 DA	1.00	5/15/2041	490,118	528,151	93.04	491,387	440	1,269	4.46	2.01	7/19/2024
3137F7TC9	FHR 5050 XL	1.00	7/15/2036	581,138	627,940	92.09	578,270	506	(2,868)	4.87	2.04	7/16/2024
3137HAMS2	FHMS K507 A2	4.80	9/25/2028	994,449	1,000,000	100.79	1,007,890	4,000	13,441	4.30	2.04	9/20/2023
3137HAST4	FHMS K509 A2	4.85	9/25/2028	733,767	745,000	100.89	751,645	3,011	17,879	4.31	2.09	10/25/2023
3137HB3D4	FHMS K510 A2	5.07	10/25/2028	369,479	370,000	101.37	375,073	1,563	5,594	4.32	2.12	11/14/2023
3137HB3G7	FHMS K511 A2	4.86	10/25/2028	1,156,075	1,155,000	100.95	1,165,915	4,678	9,839	4.32	2.15	11/28/2023
3137HBCF9	FHMS K512 A2	5.00	11/25/2028	467,355	465,165	101.36	471,496	1,938	4,141	4.27	2.16	12/11/2023
06406RBT3	BANK OF NY MELLON CORP	6.32	10/25/2029	599,066	570,000	104.13	593,530	3,601	(5,537)	4.48	2.20	3/2/2026
3137F72N4	FHMS K120 A1	0.89	7/25/2030	789,894	868,678	92.46	803,145	646	13,251	4.32	2.23	3/26/2024
89788JAH2	TRUIST BANK	4.14	10/23/2029	922,850	925,000	99.07	916,407	4,038	(6,443)	4.55	2.24	1/22/2026
3136BHX95	FNR 2021-45 DC	1.25	7/25/2041	924,624	995,014	92.92	924,567	207	(57)	4.41	2.24	5/28/2026
3137HBLV4	FHMS K514 A2	4.57	12/25/2028	1,040,746	1,050,000	100.48	1,055,009	4,001	14,262	4.26	2.24	6/3/2024
91282CPC9	US TREASURY N/B	3.50	10/15/2028	608,002	615,000	98.79	607,552	2,764	(450)	4.04	2.25	5/14/2026
3137HBFY5	FHMS K513 A2	4.72	12/25/2028	572,962	570,000	100.70	573,967	2,244	1,005	4.33	2.29	1/10/2024
95000U4D2	WELLS FARGO & COMPANY	4.18	1/23/2030	105,000	105,000	98.98	103,928	1,561	(1,072)	4.59	2.43	1/15/2026
61776NU43	MORGAN STANLEY PVT BANK	4.21	2/8/2030	924,909	925,000	98.90	914,825	12,882	(10,084)	4.65	2.48	1/29/2026
17275RBR2	CISCO SYSTEMS INC	4.85	2/26/2029	449,034	440,000	101.52	446,701	5,631	(2,333)	4.24	2.48	11/7/2025
69371RU38	PACCAR FINANCIAL CORP	3.90	2/5/2029	-	-	99.41	-	3,393	-	4.14	2.50	1/29/2026
482480AG5	KLA CORP	4.10	3/15/2029	415,231	415,000	99.31	412,145	3,592	(3,086)	4.36	2.51	11/13/2025
79466LAR5	SALESFORCE INC	4.65	3/15/2029	924,811	925,000	100.20	926,887	9,319	2,076	4.57	2.53	3/11/2026
3137HCKQ4	FHMS K519 AS	4.13	3/25/2029	1,043,802	1,043,802	99.81	1,041,829	479	(1,973)	4.18	2.54	4/9/2024
3137HCTM4	FHMS K521 AS	4.17	3/25/2029	1,020,141	1,020,141	99.75	1,017,611	828	(2,530)	4.24	2.56	5/8/2024
58769JBP1	MERCEDES-BENZ FIN NA	4.25	3/10/2029	424,835	425,000	99.11	421,226	4,064	(3,609)	4.59	2.57	3/5/2026
89236TPQ2	TOYOTA MOTOR CREDIT CORP	4.05	3/13/2029	669,776	670,000	99.19	664,573	5,879	(5,203)	4.36	2.58	3/10/2026
3137HDJW1	FHMS K523 AS	4.20	4/25/2029	1,047,592	1,047,592	99.95	1,047,036	856	(555)	4.20	2.61	6/18/2024
437076CW0	HOME DEPOT INC	4.90	4/15/2029	461,041	450,000	101.62	457,281	2,818	(3,760)	4.28	2.61	12/3/2025
64972JUJ5	NYC TRANSITIONAL-I-2	4.62	5/1/2029	165,000	165,000	100.57	165,932	635	932	4.41	2.70	5/15/2025
91282CKX8	US TREASURY N/B	4.25	6/30/2029	454,853	450,000	100.53	452,390	8,030	(2,464)	4.06	2.82	5/7/2026
3137HFF59	FHMS K527 A2	4.62	7/25/2029	717,935	710,000	100.60	714,288	2,732	(3,647)	4.34	2.83	8/13/2024
3137HBPF5	FHMS KJ49 A1	5.01	9/25/2030	700,827	700,840	101.40	710,617	2,924	9,790	4.45	2.83	2/22/2024
3137HDXL9	FHMS K526 A2	4.54	7/25/2029	940,572	935,000	100.39	938,675	3,540	(1,898)	4.34	2.84	8/7/2024
3137HH6C0	FHMS K529 A2	4.79	9/25/2029	638,455	630,000	101.11	636,980	2,515	(1,475)	4.35	2.95	10/8/2024
06051GHX0	BANK OF AMERICA CORP	2.88	10/22/2030	613,566	640,000	94.61	605,530	2,000	(8,037)	4.62	3.16	3/2/2026
3137HKPG3	FHMS K537 AS	4.17	1/25/2030	414,856	414,856	99.78	413,923	337	(933)	4.22	3.31	3/11/2025
00724PAD1	ADOBE INC	2.30	2/1/2030	788,580	840,000	92.63	778,050	6,440	(10,530)	4.50	3.43	2/5/2026
64972JUK2	NYC TRANSITIONAL-I-2	4.72	5/1/2030	170,000	170,000	100.90	171,537	669	1,537	4.46	3.54	5/15/2025
3136B4GL6	FNR 2019-13 CA	3.50	4/25/2049	675,197	710,082	95.52	678,242	2,071	3,045	4.72	3.59	1/18/2024
91282CGZ8	US TREASURY N/B	3.50	4/30/2030	1,474,401	1,500,000	97.81	1,467,195	4,565	(7,206)	4.11	3.61	6/2/2025
3137HMCK4	FHMS K545 A2	4.29	7/25/2030	469,438	470,000	99.53	467,810	1,680	(1,628)	4.37	3.68	7/29/2025
66989HAY4	NOVARTIS CAPITAL CORP	4.10	11/5/2030	533,579	535,000	98.40	526,451	1,584	(7,128)	4.50	3.98	11/3/2025
822905AN5	SHELL FINANCE US INC	4.13	11/6/2030	304,203	305,000	98.48	300,367	874	(3,836)	4.51	3.98	11/4/2025
30303MAB8	META PLATFORMS INC	4.20	11/15/2030	849,112	850,000	98.72	839,086	1,587	(10,026)	4.52	4.00	10/30/2025
89158TAA7	TOTALENERGI CAP USA LLC	4.25	1/13/2031	1,186,818	1,185,000	98.78	1,170,543	19,297	(16,275)	4.54	4.07	1/6/2026

Cusip	Name	Coupon	Maturity	Principal Cost	Current Face	USB Price - 5/31/2026	Principal Value	Accrued Income	Total Market Value	Yield To Worst	Eff. Duration	Purchase Date
02079KBK2	ALPHABET INC	4.10	2/15/2031	729,346	730,000	98.66	720,189	8,979	(9,157)	4.42	4.17	2/10/2026
05565EDH5	BMW US CAPITAL LLC	4.65	3/19/2031	599,493	600,000	99.39	596,322	5,580	(3,171)	4.79	4.20	3/16/2026
023135DD5	AMAZON.COM INC	4.25	3/13/2031	619,059	620,000	98.88	613,056	5,709	(6,003)	4.51	4.22	3/10/2026
91282CKC4	US TREASURY N/B	4.25	2/28/2031	212,282	210,000	100.47	210,985	2,256	(1,298)	4.14	4.23	3/25/2026
249672AA4	DEPOSITORY TRUST COMPANY	4.55	3/27/2031	249,798	250,000	99.68	249,200	2,970	(598)	4.62	4.23	3/23/2026
00287YEE5	ABBVIE INC	4.13	3/15/2031	364,903	365,000	98.18	358,353	3,639	(6,549)	4.55	4.24	2/24/2026
002824BS8	ABBOTT LABORATORIES	4.00	3/15/2031	599,170	600,000	97.81	586,878	5,467	(12,292)	4.51	4.25	2/23/2026
91282CKF7	US TREASURY N/B	4.13	3/31/2031	1,036,562	1,030,000	99.91	1,029,073	7,274	(7,489)	4.14	4.32	4/6/2026
23338VAM8	DTE ELECTRIC CO	2.63	3/1/2031	462,904	500,000	91.68	458,410	3,281	(4,494)	4.59	4.35	3/17/2026
	Total	3.82		61,820,482	62,402,407	99.10	61,806,953	432,806	(13,530)	4.29	2.18	

MONTHLY REPORT OF THE KANE COUNTY TREASURER
MAY FY 2025 to MAY FY 2026 COMPARISON

	BALANCE at 05/31/25	BALANCE at 05/31/26	DIFFERENCE	% DIFFERENCE
TOTAL COLLECTOR ACCOUNTS	$ 608,597,661	$ 613,322,675	$ 4,725,014	0.8%
TOTAL TREASURER ACCOUNTS	105,889,852	49,302,900	$ (56,586,952)	-53.4%
TOTAL BOND PROCEEDS ACCOUNTS	783,479	804,383	$ 20,904	2.7%
TOTAL DEMAND BALANCE	715,270,991	663,429,958	$ (51,841,033)	-7.2%
TOTAL INVESTMENT & MANAGED ASSET BALANCE	292,168,217	320,381,794	$ 28,213,577	9.7%
TOTAL DEMAND & INVESTMENT BALANCES	$ 1,007,439,208	$ 983,811,752	$ (23,627,457)	-2.35%

Monthly Report of the Kane County Treasurer

Comparison - May FY 2025 to May FY 2026

Fund Name	Description	Balance at 05/31/25	Balance at 05/31/26	Difference	% Difference
American Bank & Trust	Public Fund Checking	203,564.08	91,643.37	(111,921)	-55.0%
American Eagle Bank	Small Business Account	286,207.20	296,803.45	10,596	3.7%
Associated Bank	Public Funds Analyzed ECR	611,064.54	1,256,585.91	645,521	105.6%
CIBC	Public Funds MM	366,544.96	-	(366,545)	-100.0%
St. Charles Bank	Government Checking	1,747,414.98	13,030,746.32	11,283,331	645.7%
Chase	Collector Disbursement	534,749.34	793,327.99	258,579	48.4%
First American Bank	Checking Account	2,853,332.95	3,749,618.97	896,286	31.4%
First Federal	Checking Account	311,501.86	93,924.06	(217,578)	-69.8%
First Secure	Checking Account	93,388.12	81,243.74	(12,144)	-13.0%
JP Morgan Chase	Premium Commercial MM	16,963,981.01	-	(16,963,981)	-100.0%
	Commercial Checking	498,657,899.50	530,877,394.20	(444,826,046)	-89.2%
	Electronic Payments	82,542,023.76	53,831,853.26	(81,429,426)	-98.7%
KCT Credit Union	Premium Member	609,011.40	1,112,598.26	503,587	82.7%
Old Second Natl Bank	Checking Account	2,486,334.62	7,603,964.96	5,117,630	205.8%
Prairie Community Bank	Checking Account	37,907.62	55,798.48	17,891	47.2%
Resource Bank	Public Funds NIB	180,356.62	226,985.54	46,629	25.9%
TBK Bank	Public Funds MM	112,378.00	220,186.20	107,808	95.9%
TOTAL COLLECTOR ACCOUNTS		**608,597,660.56**	**613,322,674.71**	**4,725,014**	**0.8%**
American Bank & Trust	General Fund MM	1,049,189.84	1,085,713.79	36,524	3.5%
Associated Bank	Public Funds MM Advantage	29,462.96	30,505.39	1,042	3.5%
CIBC	Public Funds Now MM	1,384.36	-9.97	(1,394)	-100.7%
St. Charles Bank	Business MM	8,411,342.45	1,671,436.12	(6,739,906)	-80.1%
Chase	General Fund MM	3,925,277.62	1,301,611.92	(2,623,666)	-66.8%
	Checking Account	1,272,817.09	725,033.45	(547,784)	-43.0%
	Checking Account	44,889.47	329.69	(44,560)	-99.3%
	Wires Clearing Account	1.00	2.63	2	163.0%
	Longmeadow Tolls	12,539,672.82	-	(12,539,673)	-100.0%
Byline Bank	Public MMDA	68,149,863.61	37,638,460.83	(30,511,403)	-44.8%
Old National Bank	Public Super Ckg Interest	5,423,328.54	207,285.07	(5,216,043)	-96.2%
Subtotal		**100,847,229.76**	**42,660,368.92**	**(58,186,861)**	**-57.7%**
Transaction Accounts					
Chase	Unclaimed Funds	75,356.26	116,228.97	40,873	54.2%
Chase	Payroll	1,003,207.71	43,014.85	(960,193)	-95.7%
Chase	Accounts Payable Clearing	3,964,057.93	6,483,287.24	2,519,229	63.6%
Subtotal Transaction Accounts		**5,042,621.90**	**6,642,531.06**	**1,599,909**	**31.7%**
TOTAL TREASURER ACCOUNTS		**105,889,851.66**	**49,302,899.98**	**(56,586,952)**	**-53.4%**
Chase Longmeadow Construction Fund	Premium Yield MM	4,240.44	-	(4,240)	-100.0%
Chase Multi Use Facility Bond	Premium Yield MM	779,238.65	804,383.26	25,145	3.2%
TOTAL BOND PROCEEDS ACCOUNTS		**783,479.09**	**804,383.26**	**20,904**	**2.7%**
TOTAL DEMAND BALANCE		**715,270,991.31**	**663,429,957.95**	**(51,841,033)**	**-7.2%**
Investments (2)		292,000,192.52	316,390,258.00	24,390,065	8.4%
The Illinois Funds Managed Asset Acct		90,977.53	3,913,648.19	3,822,671	4201.8%
Illinois Portfolio IIIT Class		74,876.14	77,887.60	3,011	4.0%
PFM Illinois Trust Managed (Short-Term Account)		2,170.78	-	(2,171)	-100.0%
TOTAL INVESTMENT & MANAGED ASSET BALANCE		**292,168,216.97**	**320,381,793.79**	**28,213,577**	**9.7%**
TOTAL DEMAND & INVESTMENT BALANCES		**1,007,439,208.28**	**983,811,751.74**	**(23,627,457)**	**-2.35%**

THE MONTHLY REPORT OF THE KANE COUNTY ILLINOIS TREASURER

FOR THE PERIOD ENDING, MAY 31, 2025

FUND NAME	DESCRIPTION	ENDING BALANCE 05/31/25	INTEREST
American Bank & Trust	Public Fund Checking	203,564.08	-
American Eagle Bank	Small Business Account	286,207.20	-
Associated Bank	Public Funds Analyzed ECR Checking	611,064.54	-
CIBC	Public Funds MM	366,544.96	510.16
St. Charles Bank	Government Checking	1,747,414.98	-
Chase	Collector Disbursement	534,749.34	1,998.38
First American Bank	Public Funds	2,853,332.95	223.90
First Federal	Checking Account	311,501.86	-
First Secure	Checking Account	93,388.12	-
JP Morgan Chase	Premium Commercial MM	16,963,981.01	39,440.19
	Commercial Checking	498,657,899.50	260,903.51
	Electronic Payments	82,542,023.76	60,823.39
KCT Credit Union	Premium Member	609,011.40	17.67
Old Second Natl Bank	Checking Account	2,486,334.62	-
Prairie Community Bank	Checking Account	37,907.62	3.27
Resource Bank	Public Funds NIB	180,356.62	70.21
TBK Bank	Public Funds MM	112,378.00	-
TOTAL COLLECTOR ACCOUNTS		**608,597,660.56**	**363,990.68**
American Bank & Trust	General Fund MM	1,049,189.84	3,359.15
Associated Bank	Public Funds MM Advantage	29,462.96	99.75
CIBC	Public Funds Now MM	1,384.36	2.93
St. Charles Bank	Business MM	8,411,342.45	30,749.66
Chase	General Fund MM	3,925,277.62	12,960.32
	Checking Account	1,272,817.09	2,728.10
	Checking Account	44,889.47	394.63
	Wires Clearing Account	1.00	-
	Longmeadow Tolls	12,539,672.82	38,432.19
Byline Bank	Public MMDA	68,149,863.61	261,424.48
Old National Bank	Public Super Ckg Interest	5,423,328.54	20,268.12
Subtotal		**100,847,229.76**	**370,419.33**
Transaction Accounts			
Chase	Unclaimed Funds	75,356.26	230.98
Chase Outstanding Checks	Payroll	1,003,207.71	4,328.81
Chase Outstanding Checks	Accounts Payable Clearing	3,964,057.93	5,774.42
Subtotal Transaction Accounts		**5,042,621.90**	**10,334.21**
TOTAL TREASURER ACCOUNTS		**105,889,851.66**	**380,753.54**
Chase Longmeadow Construction Fund	Premium Yield MM	4,240.44	13.00
Chase Multi Use Facility Bond	Premium Yield MM	779,238.65	2,388.25
TOTAL BOND PROCEEDS ACCOUNTS		**783,479.09**	**2,401.25**
TOTAL DEMAND BALANCE		**715,270,991.31**	**747,145.47**
Investments (2)		292,000,192.52	1,086,994.59
The Illinois Funds Managed Asset Acct		90,977.53	14,487.79
Illinois Portfolio IIIT Class		74,876.14	271.91
PFM Illinois Trust Managed (Short-Term Account)		2,170.78	17.51
TOTAL INVESTMENT & MANAGED ASSET BALANCE		**292,168,216.97**	**1,101,771.80**
TOTAL DEMAND & INVESTMENT BALANCES		**1,007,439,208.28**	**1,848,917.27**

5/31/2025

ACCOUNT ASSETS	ACTUAL-BOOK VALUE	CURRENT MARKET VALUE	INTEREST EARNINGS REC'D IN CURRENT MONTH
FDIC Savings/Checking Accounts	101,630,708.85	101,630,708.85	372,820.58
Investments (2)	292,000,192.52	294,019,606.98	1,086,994.59
The Illinois Funds Managed Asset Acct	90,977.53	90,977.53	14,487.79
Illinois Portfolio, IIIT Class	74,876.14	74,876.14	271.91
PFM Illinois Trust Managed (Short-Term Account)	2,170.78	2,188.29	17.51
Subtotal Investments	**292,168,216.97**	**294,187,648.94**	**1,101,771.80**
GRAND TOTAL TREASURER	**393,798,925.82**	**395,818,357.79**	**1,474,592.38**
GRAND TOTAL COLLECTOR (Next Page)	608,597,660.56	608,597,660.56	363,990.68
GRAND TOTAL TRANSACTION (Next Page)	5,042,621.90	5,042,621.90	10,334.21
TOTAL DEMAND AND INVESTMENTS	**1,007,439,208.28**	**1,009,458,640.25**	**1,848,917.27**

	Actual Book Ending Balance 05/31/25	Current Market Value	Interest
Vectors	233,016,883.92	234,263,281.70	863,091.75
PFMAM (Core Account, Long-Term)	58,983,308.60	59,756,325.28	223,902.84
Total - Investments (2)	292,000,192.52	294,019,606.98	1,086,994.59
Total Treasurer Accounts (other page)	100,847,229.76		370,419.33
Total Bond Proceeds (other page)	783,479.09		2,401.25
FDIC Savings Checking Accounts (above)	101,630,708.85		372,820.58

WIREPOINTS

-- CONNECTING THE DOTS BETWEEN OUR ECONOMY, GOVERNMENT AND BUSINESS --

1 of 4

-- CONNECTING THE DOTS BETWEEN OUR ECONOMY, GOVERNMENT AND BUSINESS --

Cook County property tax bills will again be late, Toni Preckwinkle says – Chicago Tribune/Yahoo

strong, smart lady ... Beware: this is not as easy as your Treasurers have made it look.

June 10, 2026 6 Comments

Preckwinkle did not point to a culprit for the two-month deferral. In an attempt to head off further uproar from various local government leaders, Preckwinkle announced Tuesday she is again setting aside $300 million to loan to local governments to help them balance their budgets and pay their employees.

Read the Article

Subscribe

6 Join the discussion

I U S {} [+]

Sign me up for the Wirepoints newsletter.

WIREPOINTS

-- CONNECTING THE DOTS BETWEEN OUR ECONOMY, GOVERNMENT AND BUSINESS --

I of 4

-- CONNECTING THE DOTS BETWEEN OUR ECONOMY, GOVERNMENT AND BUSINESS --

Cook County offers loans after latest tax bill delays – Center Square

June 11, 2026 No Comments

"Local taxing bodies like suburban school districts and municipalities are going to be waiting months for revenues they need for operations. They had to go out and take payday-style gap loans to keep the lights on and that's costing school districts over $120 million in interest," Chicago Ald. Brendan Reilly said. Legislation requiring the county to reimburse taxing districts for interest lost and debts incurred did not advance during the General Assembly's spring session.

Read the Article

Subscribe

Be the First to Comment!

{} [+]

Sign me up for the Wirepoints newsletter.

WIREPOINTS

-- CONNECTING THE DOTS BETWEEN OUR ECONOMY, GOVERNMENT AND BUSINESS --

-- CONNECTING THE DOTS BETWEEN OUR ECONOMY, GOVERNMENT AND BUSINESS --

Library and school leaders let Cook County officials have it over costly property tax delays – Chicago Tribune/Yahoo

June 11, 2026 No Comments

Diana McCluskey, chief school business official for Community Consolidated School District 15 in Palatine, testified that her district had lost "approximately $4 million due to this unfortunate situation. Where are we going to make that up from? We aren't a corporation."

Read the Article

3 of 4

Subscribe

Be the First to Comment!

{} [+]

ign me up for the Wirepoints newsletter.

WIREPOINTS

-- CONNECTING THE DOTS BETWEEN OUR ECONOMY, GOVERNMENT AND BUSINESS --

-- CONNECTING THE DOTS BETWEEN OUR ECONOMY, GOVERNMENT AND BUSINESS --

4 of 4

New data: Illinois homeowners pay country's highest property taxes – Illinois Policy

May 27, 2026 6 Comments

In 2011 Illinois enacted the largest income tax hike in state history. At least some of that increase could have offset rising property taxes, but instead the state kept 100 percent of the additional money, decreasing the percentage given to local governments. Since Gov. JB Pritzker took office, total property taxes in Illinois have risen 27 percent, from $31.8 billion in 2018 to $40.37 billion in 2024.

Read the Article

Any disagreement regarding accuracy of these statistics? dismal

Subscribe

6 Join the discussion

{} [+]

Sign me up for the Wirepoints newsletter.

https://www.legalnewsline.com/cook-county-record/il-rewrites-property-tax-sale-rules-il-counties-keep-fighting-tax-sale-suits/article_78c42423-6f72-46f7-bd7b-f5b57b57b169.html

FEATURED

IL rewrites property 'tax sale' rules; IL counties keep fighting 'tax sale' suits

1 of 5

JONATHAN BILYK
JUN 12, 2026

Illinois Capitol, seen from steps of Illinois Supreme Court, Springfield
Jonathan Bilyk

CHICAGO — Illinois state lawmakers have moved to reform Illinois' property tax collection laws, which supporters say they believe will at last allow Illinois to become the last state in America to come into compliance with a Supreme Court ruling issued three years ago.

But despite the changes, Illinois counties, including Cook County, DuPage County and a collection of other suburban and downstate counties, still face potential costly liability for allegedly unconstitutionally taking hundreds of homes over unpaid property taxes, even after the Supreme Court had declared such collections unconstitutional.

And the counties are continuing to fight the claims in federal court, as they seek to either absolve themselves or pass the buck to others.

2 of 5

For the past four years, lawsuits have moved forward in Illinois federal courts against county governments, accusing them of unconstitutionally taking homeowners' equity when they partner with so-called "tax buyers" to seize and auction off homes over unpaid property tax debts worth a fraction of a home's actual value.

Cook County was the first to be sued in 2022. They were soon joined in court by DuPage, Lake, Kane, Will, Winnebago and Peoria, among others, who were sued separately from Cook County in 2023.

Another lawsuit was filed in southern Illinois federal court against a collection of downstate counties, including Madison and St. Clair counties.

All of the lawsuits centered on similar allegations accusing the counties of violations of the constitutional rights of property owners in how they collected unpaid property tax debt, and of all but ignoring a Supreme Court ruling in the process.

In that unanimous 2023 ruling, the Supreme Court sided with a homeowner in Hennepin County, Minnesota, whose $40,000 condominium was seized and sold by the county over $2,300 in unpaid property taxes, plus $12,700 in penalties and interest. Hennepin County then kept the surplus from the sale, in a practice dubbed by critics as "home equity theft."

In Illinois, homeowners have for decades similarly lost their homes over thousands of dollars in unpaid property taxes under the state's Property Tax Code tax sale system.

However, in the years since that ruling, Illinois' Democratic supermajority in Springfield has largely paid the ruling no heed, leaving Illinois as the only state with such a system to enact no reforms in an attempt to comply.

At the same time, the counties unsuccessfully attempted to argue in court that the Supreme Court decision should not apply in Illinois, because the counties themselves don't get anything more than the unpaid property taxes. Rather, in Illinois, it is private "tax buyers" who reap the windfall profits from tens or even hundreds of thousands of dollars in equity otherwise locked up in the homes that they may either turn around and sell or add to portfolios of rental homes for lease.

3 of 5

Judges rejected those arguments, saying the governments can't wash their hands of constitutional liability by partnering with private sector investors.

The matter, however, began to come to a head this year, after a Chicago federal judge first declared Cook County's "tax sales" violated the Constitution and then ruled the county should be on the hook for potentially many millions of dollars in damages to compensate hundreds of people whose homes were stripped from them through "tax sales."

Those decisions appeared to at last spur Illinois Democratic state lawmakers to act, passing legislation they claim brings the state into compliance with the minimum requirements of the Supreme Court's Hennepin County ruling.

Under the new legislation, Illinois homeowners will be given six more months to repay the delinquent property taxes. However, during that time, the counties will be allowed to add penalties and interest to the total.

Private "tax sales" will be ultimately phased out. Instead, homes would be sold through public auctions.

If the auction generates more money than the amount owed to the county for unpaid property taxes, penalties and interest, the homeowners would be allowed to petition the county for a refund of the "surplus equity."

The legislation does not address concerns about the equity homeowners may have held relative to market value of the property. Rather, the amount of "surplus equity" would be determined based on the results of the auction.

The legislation has not yet been signed by Gov. JB Pritzker.

It is unclear if the new legislation might also trigger more lawsuits challenging its constitutionality.

Lawyers representing those currently suing the Illinois counties largely declined to comment on whether they believed the reforms satisfy the constitutional requirements laid out in the Hennepin ruling. They all told The Record they were "reviewing" the new legislation.

4 of 5

In the meantime, however, the counties are continuing to fight the pending lawsuits in court.

In the Cook County litigation, the parties have told the judge they are not close to reaching a settlement. And the Cook County State's Attorney's office has signaled it will ask the judge to order so-called "bellwether" trials to determine how much the county may actually owe.

In the lawsuits pending against DuPage and the other northern and central Illinois counties, the counties have again filed a so-called third party complaint, seeking to either escape liability or force some of the larger private "tax buyers" to join in any liability and potential payout to people whose homes were unconstitutionally taken.

In March, U.S. District Judge Sara Ellis rejected the counties' attempts to also force the state of Illinois to shoulder some of the blame.

In both third-party actions, the counties have consistently claimed they were only acting under state law and have no legal or constitutional ability to deviate from the mandates of the property tax code set by Illinois state lawmakers.

Ellis, however, ruled the counties are on their own, because they are "political subdivisions" of the state and thus cannot sue the same state from which they were created.

In the new third-party complaint filed June 1, the counties assert they should be absolved of liability because homeowners whose properties were seized already had the option of pursuing their lost equity from their county's so-called "indemnity fund."

Ellis has not ruled on that question, to this point.

However, in the Cook County litigation, U.S. District Judge Matthew F. Kennelly specifically rejected Cook County's attempt to use the existence of its Indemnity Fund to defeat the litigation, describing such funds and the resulting petition process as constitutionally inadequate.

DuPage County and the other counties also have attempted yet again to rope in "tax buyers" to share in their potential liability. The counties assert they do not have the money sought by the plaintiffs, as they only retained the unpaid taxes and penalties. Any excess amount, they said, has been taken by the private buyers and must be gotten from them.

5 of 5

Ellis has not yet ruled on those claims and the third-party defendants have not yet filed a response in court.

Plaintiffs are represented in the action against DuPage and other northern and central Illinois counties by some of the same attorneys who successfully argued the Hennepin case before the U.S. Supreme Court. These include attorneys Charles R. Watkins, of Guin Stokes & Evans, of suburban Oak Park; Garrett D. Blanchfield and Roberta A. Yard, of Reinhardt Wendorf & Blanchfield, of St. Paul, Minnesota; and Vildan Teske, of Teske Law PLLC, of Minneapolis.

DuPage County is represented in the action by DuPage County State's Attorney Robert B. Berlin, and other attorneys from his office.

Other counties also have been represented by attorneys from the firm of Tressler LLP, of Chicago; and attorney Gary Scott Pyles, of Joliet.

Jonathan Bilyk

WIREPOINTS

-- CONNECTING THE DOTS BETWEEN OUR ECONOMY, GOVERNMENT AND BUSINESS --

-- CONNECTING THE DOTS BETWEEN OUR ECONOMY, GOVERNMENT AND BUSINESS --

'Our property tax situation in Illinois is not sustainable:' said top Democrat – WMBD (Peoria)

June 7, 2026 16 Comments

"We need to have a total rewrite of our tax policy in the state," said state Sen. Dave Koehler. "We have a structural deficit every year. We look at what income taxes coming in with sales taxes coming in, and then we say, well, 'we can't fund all the things we want to.' Like education or social services."

Read the Article

Subscribe

Join the discussion

16

{} [+]

ign me up for the Wirepoints newsletter.

Kane County Trustee Program
Impact Summary

Our Company:

Joseph E. Meyer & Associates (JEM), established in 1980, is widely trusted to manage delinquent taxes in the State of Illinois. Our staff consists of twenty plus employees with over 240 years of experience. One of the central functions of our company is serving as the Tax Agent for County Boards in 95 of the 102 counties in Illinois.

Our Mission:

To support counties in the efficient collection of delinquent property taxes and the responsible return of abandoned or tax-delinquent properties to productive use, while ensuring every reasonable measure is taken to help homeowners remain in their homes.

County Trustee Program:

The County Trustee Program in Illinois operates under the Illinois Property Tax Code (35 ILCS 200/21-90) and designates the County Board as the trustee for taxing districts. In Kane County, JEM has served as the contracted agent for this program since 2005.

- Role of the County as Trustee: When a property owner fails to pay real estate or mobile home taxes, the unpaid taxes are offered by the Collector at the tax sale to registered tax buyers. If no buyer bids on the delinquent taxes, the county, by statutory authorization, acquires the tax certificate as a trustee for the benefit of the local taxing districts.
- Goal: The primary goal of this program is not for the county to acquire property, but to ensure that the various local taxing districts receive the funds for which they levied taxes.

By working closely with county officials and municipalities, Joseph E. Meyer and Associates, Inc. helps to ensure that tax-delinquent properties are efficiently and effectively managed.

Impact Summary:

The numbers below reflect the Trustee Program's overall effectiveness in resolving long-term delinquencies and returning properties to productive use.

	Real Estate	Mobile Homes
Number of Certificates issued from 2005 to Levy 2021	3,934	143
Total Revenue Generated and Distributed	$14,472,947.41	$70,708.07
% of Delinquencies Resolved through Redemption or Sale	98.8%	100.%

KANE COUNTY, ILLINOIS

ANNUAL COMPREHENSIVE
FINANCIAL REPORT

FOR THE YEAR ENDED
NOVEMBER 30, 2025

Prepared by the Kane County Finance Department
719 South Batavia Avenue, Building A
Geneva, Illinois 60134

Telephone: (630) 208-5132
Fax: (630) 208-5110

Kane County, Illinois

Demographic and Economic Statistics
Last Ten Years

Year	(a) Population	(b) Per Capita Income	(a) x (b) Personal Income	School Enrollment	Unemployment Rate
2025	Less 516,522	$ 69,927	$ 36,118,833,894	& 108,930	Fewer 4.6%
2024	516,522	67,922	35,083,207,284	109,233	4.1%
2023	514,982	64,676	33,306,975,832	110,442	4.5%
2022	516,822	62,506	32,304,475,932	111,624	3.9%
2021	515,588	58,284	30,050,530,992	112,126	4.3%
2020	532,403	54,489	29,010,107,067	115,449	6.4%
2019	532,403	50,542	26,908,712,426	116,692	4.4%
2018	532,720	49,038	26,123,523,360	118,913	4.7%
2017	532,272	46,202	24,592,030,944	119,472	4.5%
2016	530,726	45,259	24,020,128,034	120,365	4.9%

Sources of Information: Kane County Regional Office of Education, U.S. Census Bureau, Illinois Dept. of Employment Security, U.S. Dept. Commerce, Bureau of Economic Analysis

Note: Per Capital Income is Based on Census information and BEA State and Local Personal Income

Not a "hotbed of growth" as you were told.

KANE COUNTY, ILLINOIS

ANNUAL COMPREHENSIVE
FINANCIAL REPORT

FOR THE YEAR ENDED
NOVEMBER 30, 2024

Prepared by the Kane County Finance Department
719 South Batavia Avenue, Building A
Geneva, Illinois 60134

Telephone: (630) 208-5132
Fax: (630) 208-5110

Kane County, Illinois

Demographic and Economic Statistics
Last Ten Years

Year	(a) Population	(b) Per Capita Income	(a) x (b) Personal Income	School Enrollment	Unemployment Rate
2024	Less 516,522	$ 67,922	$ 35,083,207,284	Fewer 109,233	4.1%
2023	514,982	64,676	33,306,975,832	110,442	4.5%
2022	516,822	62,506	32,304,475,932	111,624	3.9%
2021	515,588	58,284	30,050,530,992	112,126	4.3%
2020	532,403	54,489	29,010,107,067	115,449	6.4%
2019	532,403	50,542	26,908,712,426	116,692	4.4%
2018	532,720	49,038	26,123,523,360	118,913	4.7%
2017	532,272	46,202	24,592,030,944	119,472	4.5%
2016	530,726	45,259	24,020,128,034	120,365	4.9%
2015	528,760	43,736	23,125,847,360	121,332	5.7%

Sources of Information: Kane County Regional Office of Education, U.S. Census Bureau, Illinois Dept. of Employment Security, U.S. Dept. Commerce, Bureau of Economic Analysis

Note: Per Capital Income is Based on Census information and BEA State and Local Personal Income

NOT a "hotbed of growth" as you were told.

KANE COUNTY, ILLINOIS

ANNUAL COMPREHENSIVE
FINANCIAL REPORT

FOR THE YEAR ENDED
NOVEMBER 30, 2023

Prepared by the Kane County Finance Department
719 South Batavia Avenue, Building A
Geneva, Illinois 60134

Telephone: (630) 208-5132
Fax: (630) 208-5110

KANE COUNTY, ILLINOIS

Demographic and Economic Statistics
Last Ten Years

Year	(a) Population	(b) Per Capita Income	(a) x (b) Personal Income	School Enrollment	Unemployment Rate
2023	Less 514,982	$ 63,889	$ 32,901,684,998	Fewer 106,704	4.5%
2022	516,822	62,837	32,309,654,334	111,624	3.9%
2021	515,588	58,186	29,918,193,852	112,126	4.3%
2020	532,403	54,489	29,010,107,067	115,449	6.4%
2019	532,403	50,542	26,908,712,426	116,692	4.4%
2018	532,720	49,038	26,123,523,360	118,913	4.7%
2017	532,272	46,202	24,592,030,944	119,472	4.5%
2016	530,726	45,259	24,020,128,034	120,365	4.9%
2015	528,760	43,736	23,125,847,360	121,332	5.7%
2014	525,625	42,240	22,202,400,000	121,840	5.8%

Sources of Information: Kane County Regional Office of Education, U.S. Census Bureau, Illinois Dept. of Employment Security, U.S. Dept. Commerce, Bureau of Economic Analysis

Note: Per Capital Income is Based on Census information and BEA State and Local Personal Income

Not a "hotbed of growth" as you were told.

Kane County Finance Committee
Finance Department
Monthly Report
January 29, 2025

Finance and Budget to Actual Reports for FY 2024

The Budget to Actual, P-card and Accounts Payable reports are included in the Agenda Packet.

Budget to Actual

Report of Funds which exceeded budgeted revenues or expenses is attached at end of this report.

General Fund – Operating Revenues and Expenses

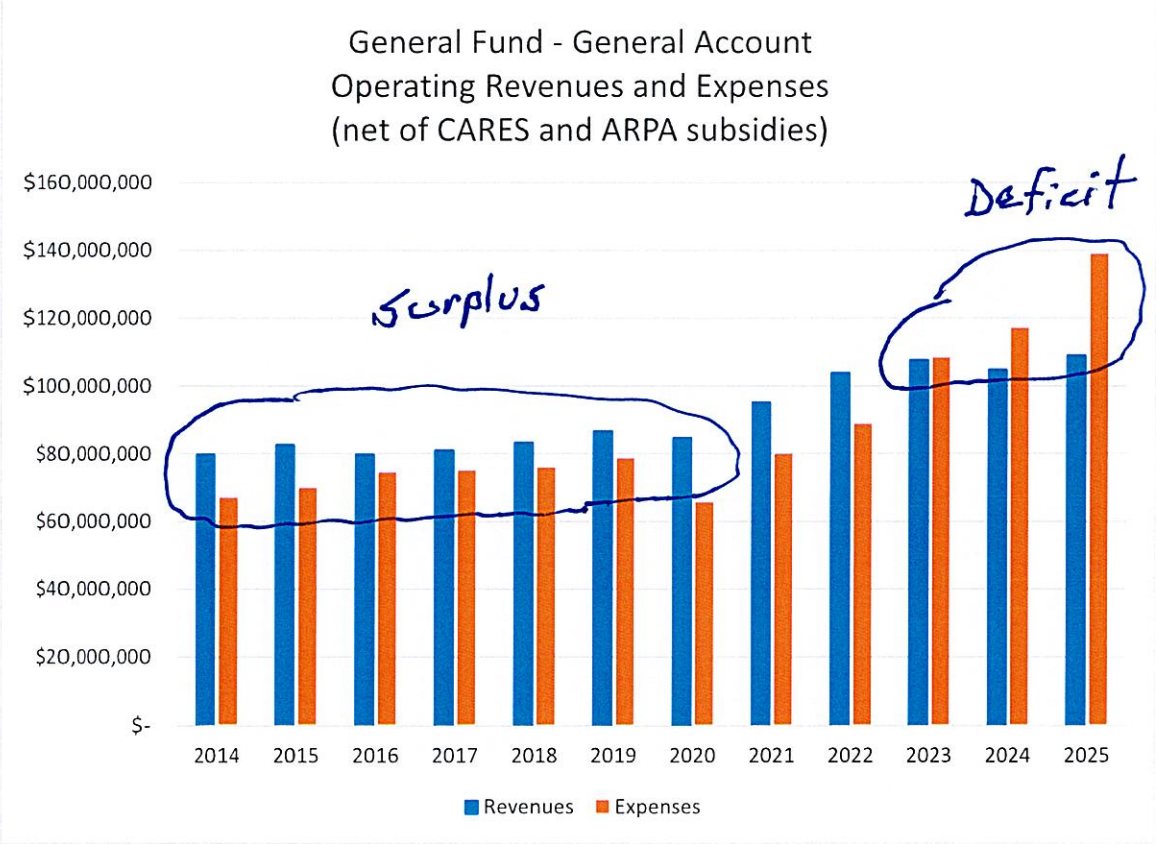

**2024 – Forecast; 2025 – Adopted Budget*

**2024 – Forecast; 2025 – Adopted Budget*

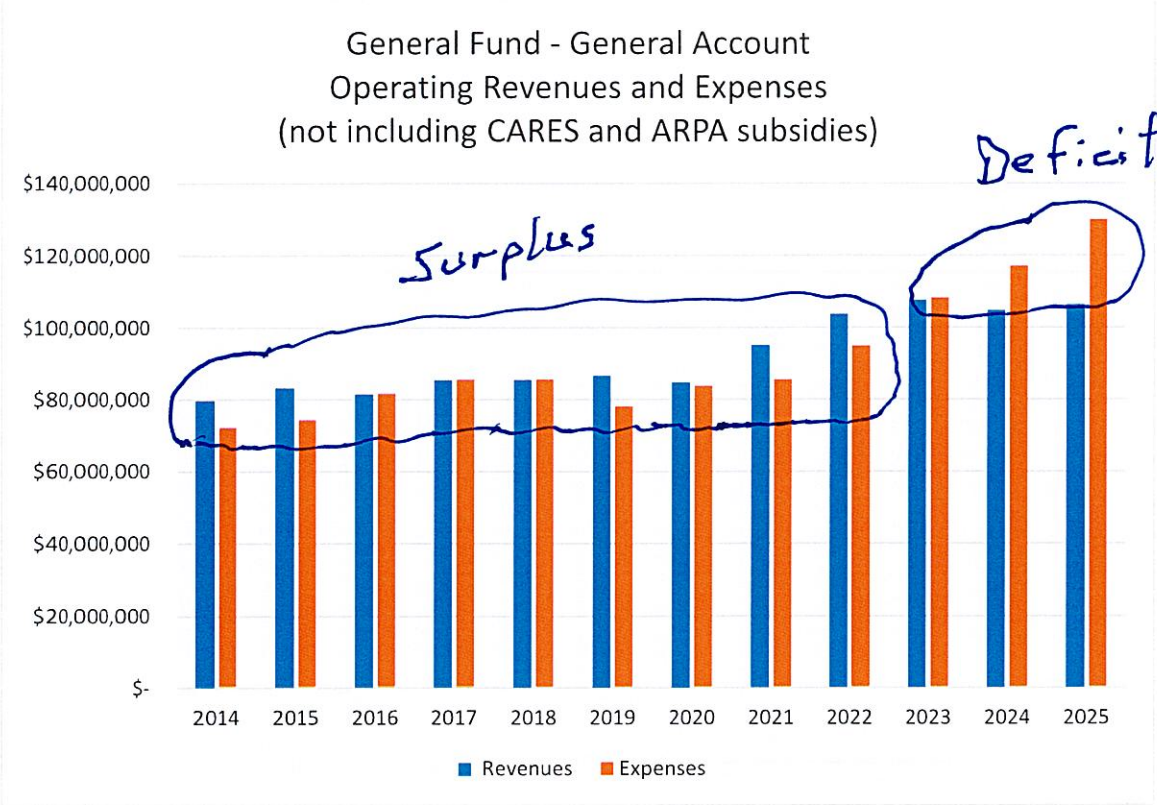

Unearned Revenue (Liability Account)

Unearned revenue generally represents cash received for which the related expenses have not yet been incurred. Typically, at the County, unearned revenue is recorded when grant money is received in cash prior to identifying how the cash will be spent. Once expenses are identified and recorded, the Unearned Revenue is recorded as Revenue. As of December 10, 2024, the following Unearned Revenue is recorded on the County's general ledger:

Fund	*Amount*	*Description*
General Fund	$2,000,000	County Clerk grant
ARPA	$65,125,470	ARPA
Emergency Rental Assistance	$42,792	Emergency Rental Assistance
Emergency Rental Assistance #2	$6,788,978	Emergency Rental Assistance
Farmland Preservation	$76,946	Farmland Preservation
Growing for Kane	$18,000	Food Growers Support

Finance and Budget to Actual Reports for FY 2024

The Budget to Actual, P-card and Accounts Payable reports are included in the Agenda Packet.

Budget to Actual

Report of Funds which exceeded budgeted revenues or expenses is attached at end of this report.

General Fund – Operating Revenues and Expenses

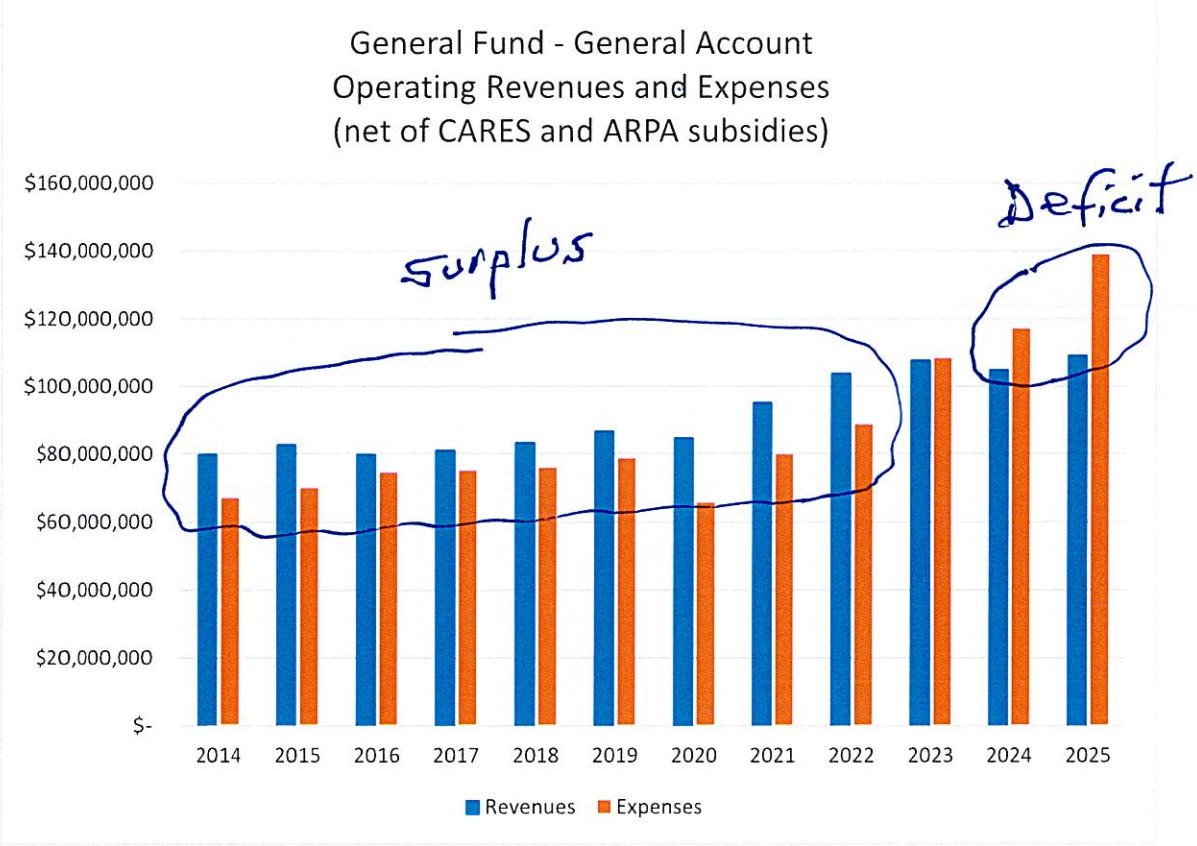

**2024 – Forecast; 2025 – Adopted Budget*

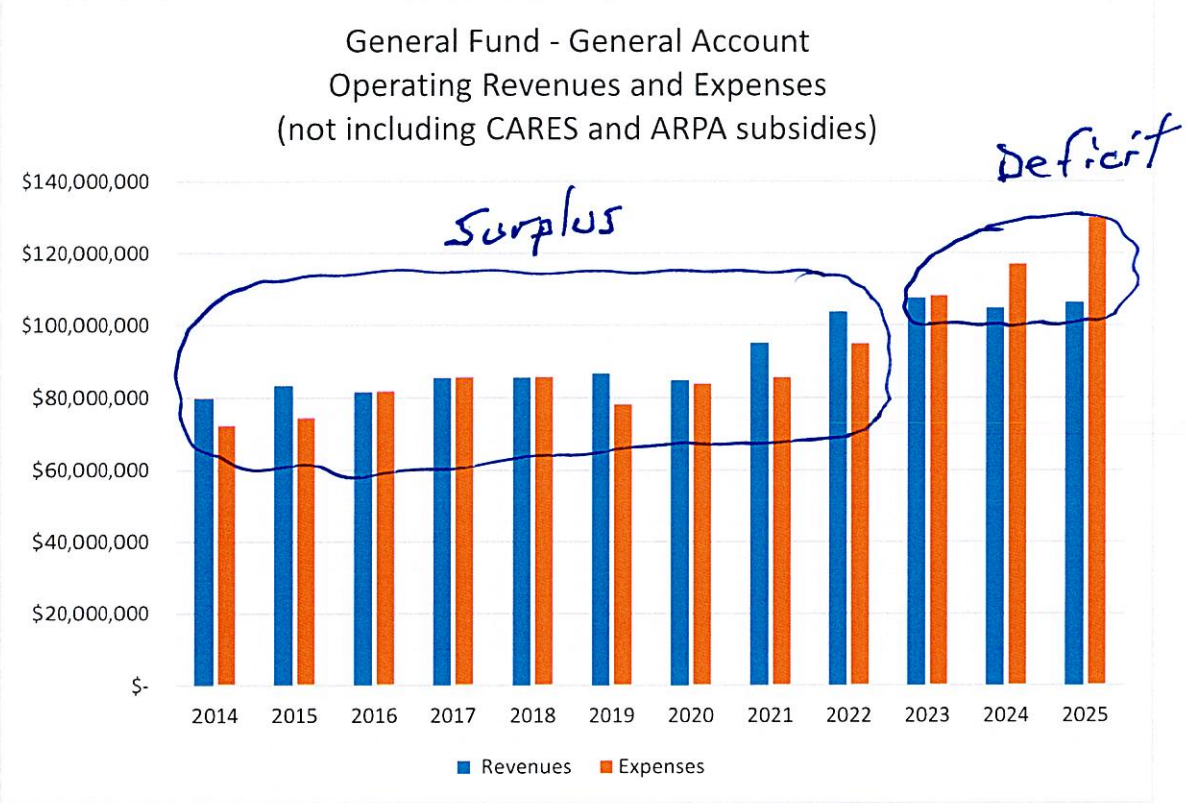

Unearned Revenue (Liability Account)

Unearned revenue generally represents cash received for which the related expenses have not yet been incurred. Typically, at the County, unearned revenue is recorded when grant money is received in cash prior to identifying how the cash will be spent. Once expenses are identified and recorded, the Unearned Revenue is recorded as Revenue. As of February 19, 2025, the following Unearned Revenue is recorded on the County's general ledger:

Fund	*Amount*	*Description*
General Fund	$1,606,802	County Clerk grant
ARPA	$65,125,470	ARPA
Emergency Rental Assistance	$42,792	Emergency Rental Assistance
Emergency Rental Assistance #2	$6,788,978	Emergency Rental Assistance
Farmland Preservation	$76,946	Farmland Preservation
Growing for Kane	$18,000	Food Growers Support

Kane County Finance Committee
Finance Department
Monthly Report
December 19, 2024

Finance and Budget to Actual Reports for FY 2024

The Budget to Actual, P-card and Accounts Payable reports are included in the Agenda Packet.

Budget to Actual

Report of Funds which exceeded budgeted revenues or expenses is attached at end of this report.

General Fund – Operating Revenues and Expenses

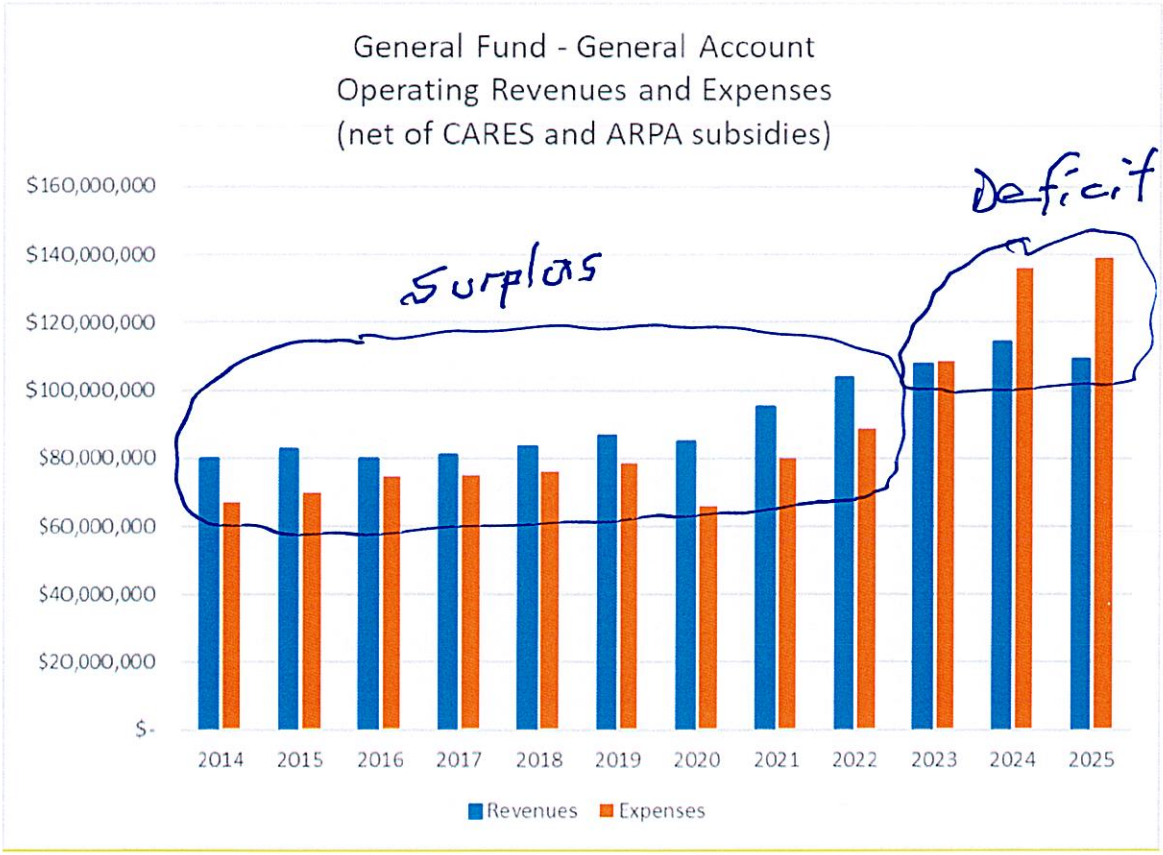

**2024 – Forecast; 2025 – Adopted Budget*

**2024 – Forecast; 2025 – Adopted Budget*

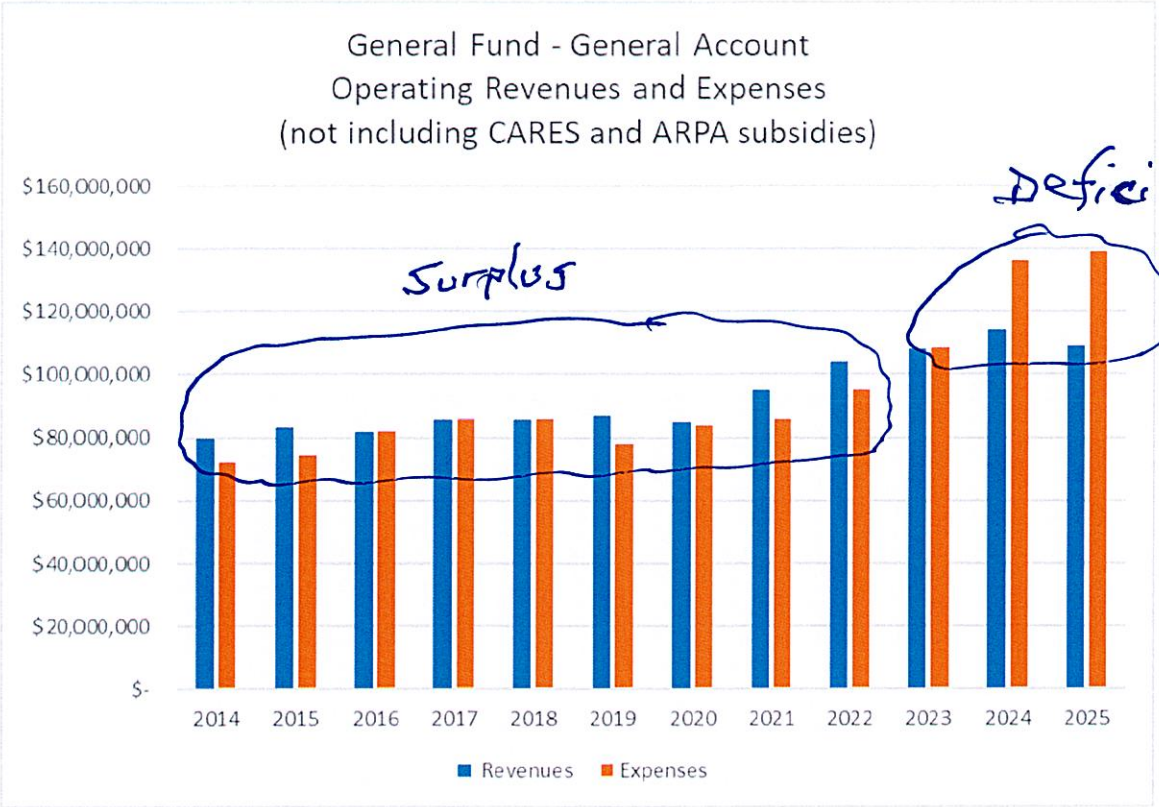

Unearned Revenue (Liability Account)

Unearned revenue generally represents cash received for which the related expenses have not yet been incurred. Typically, at the County, unearned revenue is recorded when grant money is received in cash prior to identifying how the cash will be spent. Once expenses are identified and recorded, the Unearned Revenue is recorded as Revenue. As of December 10, 2024, the following Unearned Revenue is recorded on the County's general ledger:

Fund	***Amount***	***Description***
General Fund	$2,000,000	County Clerk grant
ARPA	$65,125,470	ARPA
Emergency Rental Assistance	$42,792	Emergency Rental Assistance
Emergency Rental Assistance #2	$6,788,978	Emergency Rental Assistance
Farmland Preservation	$76,946	Farmland Preservation
Growing for Kane	$18,000	Food Growers Support

Kane County Finance Committee
Finance Department
Monthly Report
May 29, 2024

General Fund - General Account Analysis

General Fund - General Account	2019 Actual	2020 Actual	2021 Actual	2022 Actual	2023 Budget	2023 Actual	2023 Difference	2024 Adopted Budget	2024 Expected	2024 Actual	2024 Difference	% Diff	
Revenue	*$ 86,814,038*	*$ 84,909,520*	*$ 95,244,712*	*$ 103,917,461*	*$ 105,864,802*	*$ 108,086,391*	*$ (2,221,589)*	*$ 111,086,989*	*$ 31,642,061*	*$ 26,124,145*	*$ 5,517,916*	*-17%*	
Property Taxes	34,733,716	32,806,621	32,171,910	32,452,890	33,259,441	33,479,769	(220,328)	33,831,971	100,000	277,685	(177,685)	178%	(a)
Other Taxes	27,356,790	28,104,261	36,021,289	44,590,551	46,030,000	44,421,818	1,608,182	50,283,776	20,951,573	16,058,085	4,893,488	-23%	(b)
Reimbursements	5,423,679	7,291,242	8,039,248	9,765,217	9,028,033	9,527,134	(499,101)	8,889,963	3,704,151	4,132,628	(428,477)	12%	(c)
Charges for Services	13,867,117	12,262,933	13,256,210	12,699,888	12,108,521	11,949,001	159,520	10,220,294	4,258,456	4,569,756	(311,300)	7%	(d)
Fines	2,329,797	1,939,144	3,532,676	2,492,126	2,103,250	2,703,853	(600,603)	2,256,250	940,104	350,669	589,436	-63%	(e)
Grants	294,929	487,890	626,819	1,065,865	1,084,296	1,047,888	36,408	617,392	257,247	182,121	75,125	-29%	(f)
Licenses and Permits	1,281,201	1,087,169	1,340,133	1,397,304	1,459,350	1,732,938	(273,588)	1,460,350	608,479	371,191	237,288	-39%	(g)
Interest Revenue	1,162,375	638,878	(23,440)	(811,974)	414,550	2,931,073	(2,516,523)	1,850,041	770,850	5,619	765,231	-99%	(h)
Other	364,434	291,383	279,867	265,595	377,361	292,916	84,445	1,676,952	51,200	176,390	(125,190)	245%	(i)
Expenses	*$ 78,080,896*	*$ 65,406,487*	*$ 77,143,612*	*$ 83,303,706*	*$ 117,674,524*	*$ 108,375,783*	*$ 9,298,741*	*$ 118,409,120*	*$ 49,337,133*	*$ 47,635,533*	*$ 1,701,601*	*3%*	
Personnel Services- Salaries & Wages	52,958,240	41,381,538	51,344,617	54,295,537	73,718,301	70,051,830	3,666,471	78,290,765	32,621,152	31,643,086	978,066	3%	(j)
Personnel Services- Employee Benefits	10,359,464	8,566,522	9,455,438	10,174,854	16,517,215	13,139,607	3,377,608	14,362,133	5,984,222	5,662,912	321,310	5%	(k)
Contractual Services	9,416,690	9,963,511	10,234,607	12,933,579	17,239,913	18,332,064	(1,092,151)	17,581,897	7,325,790	7,042,786	283,004	4%	(l)
Commodities	5,182,325	5,365,875	6,019,824	5,882,872	9,066,865	6,813,099	2,253,766	7,984,845	3,327,019	3,159,397	167,622	5%	(m)
Capital	164,177	129,041	89,126	16,864	82,230	39,182	43,048	189,480	78,950	127,352	(48,402)	-61%	(n)
Contingency and Other	-	-	-	-	1,050,000	-	1,050,000	-	-	-	-		
Rev in Excess of Exp before Transfers from other Funds	*$ 8,733,142*	*$ 19,503,033*	*$ 18,101,100*	*$ 20,613,754*	*$ (11,809,722)*	*$ (289,392)*	*$ (11,520,330)*	*$ (7,322,131)*	*$ (17,695,073)*	*$ (21,511,388)*	*$ 3,816,316*	*22%*	
Transfers In	3,772,308	4,877,640	13,429,867	7,982,915	17,297,198	17,278,888	18,310	1,200,553	3,046,365	3,046,365	(1,845,812)	61%	(o)
Transfers Out	12,498,132	24,377,779	31,529,418	28,591,669	5,487,476	5,263,019	224,457	4,009,092	4,009,092	4,009,092	-	0%	(p)
Fund Balance Utilization								10,130,670	2,026,134	22,474,115	(12,343,445)	-609%	(q)
Revenues in Excess of Expenditures after transfers	*$ 7,318*	*$ 2,894*	*$ 1,549*	*$ 5,000*	*$ -*	*$ 11,726,478*	*$ (11,726,478)*	*$ -*	*$ (16,631,666)*	*$ (0)*	*$ (10,372,941)*	*-62%*	

variance < -11%
variance between 10% to -10%
variance > 11%

Notes

(a) Property Taxes Due June 3rd and September 3rd
(b) Sales tax revenue running below budget
(e) Bond Forfeiture and Traffic Violation Fine revenue have decreased
(f) Increase in Court Services Probation Salary Reimbursement
(g) Building and Inspection Permit revenue have decreased
(h) Interest Revenue has not been posted by Finance staff since November 2023. Working on catching up
(o) Amended Budget transfer in of $1,874,979 in interest earned from ARPA Fund
(p) Transfers out include $3,041,771 in Debt Service to Fund #623 - JJC/AJC Refunding
(q) General Fund currently relying heavily on Fund Balance to pay bills until 1st installment of property taxes is received

Kane County Finance Committee
Finance Department
Monthly Report
December 19, 2024

General Fund - General Account Analysis

General Fund - General Account	2019 Actual	2020 Actual	2021 Actual	2022 Actual	2023 Budget	2023 Actual	2023 Difference	2024 Adopted Budget	2024 Expected	2024 Actual	2024 Difference	% Diff	
Revenue	*$ 86,814,038*	*$ 84,909,520*	*$ 95,244,712*	*$ 103,917,461*	*$ 105,864,802*	*$ 107,808,101*	*$ (1,943,299)*	*$ 109,666,130*	*$ 109,655,037*	*$ 99,132,140*	*$ 10,522,897*	*-10%*	
Property Taxes	34,733,716	32,806,621	32,171,910	32,452,890	33,259,441	33,479,769	(220,328)	33,831,971	33,831,971	33,924,778	(92,807)	0%	(a)
Other Taxes	27,356,790	28,104,261	36,021,289	44,590,551	46,030,000	44,421,818	1,608,182	50,283,776	50,283,776	37,670,955	12,612,821	-25%	(b)
Reimbursements	5,423,679	7,291,242	8,039,248	9,765,217	9,028,033	9,527,134	(499,101)	8,889,963	8,889,963	9,811,101	(921,138)	10%	(c)
Charges for Services	13,867,117	12,262,933	13,256,210	12,699,888	12,108,521	11,949,001	159,520	10,220,294	10,220,294	11,020,693	(800,399)	8%	(d)
Fines	2,329,797	1,939,144	3,532,676	2,492,126	2,103,250	2,703,853	(600,603)	2,256,250	2,256,250	2,826,532	(570,282)	25%	(e)
Grants	294,929	487,890	626,819	1,065,865	1,084,296	1,047,888	36,408	617,392	617,392	962,740	(345,348)	56%	(f)
Licenses and Permits	1,281,201	1,087,169	1,340,133	1,397,304	1,459,350	1,732,938	(273,588)	1,460,350	1,460,350	1,535,841	(75,491)	5%	(g)
Interest Revenue	1,162,375	638,878	(23,440)	(811,974)	414,550	2,652,783	(2,238,233)	1,850,041	1,850,041	1,009,904	840,137	-45%	(h)
Other	364,434	291,383	279,867	265,595	377,361	292,916	84,445	256,093	245,000	369,595	(124,595)	51%	(i)
Expenses	*$ 78,080,896*	*$ 65,406,487*	*$ 77,143,612*	*$ 83,303,706*	*$ 117,674,524*	*$ 108,375,783*	*$ 9,298,741*	*$ 118,409,120*	*$ 118,349,640*	*$ 114,694,801*	*$ 3,654,839*	*3%*	
Personnel Services- Salaries & Wages	52,958,240	41,381,538	51,344,617	54,295,537	73,718,301	70,051,830	3,666,471	78,290,765	78,290,765	78,006,765	284,000	0%	(j)
Personnel Services- Employee Benefits	10,359,464	8,566,522	9,455,438	10,174,854	16,517,215	13,139,607	3,377,608	14,362,133	14,362,133	13,943,475	418,658	3%	(k)
Contractual Services	9,416,690	9,963,511	10,234,607	12,933,579	17,239,913	18,332,064	(1,092,151)	17,581,897	17,581,897	15,351,368	2,230,529	13%	(l)
Commodities	5,182,325	5,365,875	6,019,824	5,882,872	9,066,865	6,813,099	2,253,766	7,984,845	7,984,845	7,258,157	726,688	9%	(m)
Capital	164,177	129,041	89,126	16,864	82,230	39,182	43,048	189,480	130,000	135,037	(5,037)	-4%	(n)
Contingency and Other	-	-	-	-	1,050,000	-	1,050,000	-	-	-	-		
Rev in Excess of Exp before Transfers from other Funds	*$ 8,733,142*	*$ 19,503,033*	*$ 18,101,100*	*$ 20,613,754*	*$ (11,809,722)*	*$ (567,682)*	*$ (11,242,040)*	*$ (8,742,990)*	*$ (8,694,603)*	*$ (15,562,661)*	*$ 6,868,058*	*79%*	
Transfers In	3,772,308	4,877,640	13,429,867	7,982,915	17,297,198	17,278,888	18,310	2,621,412	4,740,761	5,002,731	(261,970)	6%	(o)
Transfers Out	12,498,132	24,377,779	31,529,418	28,591,669	5,487,476	5,263,019	224,457	4,009,092	5,641,208	5,641,208	-	0%	(p)
Fund Balance Utilization	-	-	-	-	-	-	-	10,130,670	10,130,670	16,201,138	(6,070,468)	-60%	(q)
Revenues in Excess of Expenditures after transfers	*$ 7,318*	*$ 2,894*	*$ 1,549*	*$ 5,000*	*$ -*	*$ 11,448,187*	*$ (11,448,187)*	*$ -*	*$ 535,620*	*$ -*	*$ 535,620*	*-100%*	

(A) General Fund - General Account Expenses paid out of CARES/ARPA	**(A)**	**18,403,660**	**8,405,601**	**11,721,665**
(B) What General Fund - General Account expenses would have been without CARES/ARPA	**(B)**	**$ 83,810,147**	**$ 85,549,213**	**$ 95,025,371**

variance < -11%
variance between 10% to -10%
variance > 11%

Notes
(b) Two months of Sales Tax and RTA Sales Tax yet to be received - forecast is $4 to $5 million additional revenue
(h) Interest Revenue has been posted by Finance staff through April 2024.
(l) Contractual Services invoices still being submitted and processed
(q) General Fund fund balance utilization currently over budget due to additional tax revenue not yet received and posted; certain FY 2024 invoices not yet received and posted

Supplemental "Contextual" Economic Data

- Leading Indicators for Interest Rates
- Factors Affecting Tax Base
- Potential for Grants (Success/Failure)

Please don't confuse a "Compiler" with "Sources" from which information is merely gathered, not authored.

June 2026

O: 630-488-3082
tzako@wintrust.com

Send Files

1 of 2

Out of Office: June 12th, June 18th-June 28th

From: Zako, Tracy
Sent: Monday, June 8, 2026 10:24 AM
To: Lifka, Jeannie <LifkaJeannie@KaneCountyIL.gov>; Medina, Yaneth <ymedina@wintrust.com>
Cc: Herrera, Maria <herreramaria@KaneCountyIL.gov>
Subject: RE: Kane County Tax Deposits!

Hi Jeannie,
We are looking into and will make sure it gets adjusted.

Tracy Zako
Vice President
Treasury Management

WINTRUST

O: 630-488-3082 | M: 630-781-2284
tzako@wintrust.com

Send Files

Out of Office: June 12th, June 18th-June 28th

From: Lifka, Jeannie <LifkaJeannie@KaneCountyIL.gov>
Sent: Monday, June 8, 2026 9:19 AM
To: Medina, Yaneth <ymedina@wintrust.com>
Cc: Zako, Tracy <tzako@wintrust.com>; Herrera, Maria <herreramaria@KaneCountyIL.gov>
Subject: RE: Kane County Tax Deposits!

Caution: This message is from an external sender
This message came from outside the organization.

Good morning Yaneth,

Wasn't our Collectors account supposed to earn interest with the new account / agreement and the switch to a Maxsafe Public Funds account and minimum balance of $8M? I don't see any interest credited to this account on the May bank statement ending in xxxx0701.

A

Thanks,
Jeannie

Jeannie Lifka, CPA
Kane County Treasurer's Office
719 S. Batavia Avenue
Geneva, IL 60134

Lauzen, Chris

From: Lauzen, Chris
Sent: Wednesday, June 10, 2026 10:43 AM
To: Lifka, Jeannie
Subject: RE: RE: Kane County Tax Deposits!

1 of 2

C

JEANNIE 🎉🥇!

$21,826.15...Very nicely done...Your teammates and the taxpayers gotta love ya!!

Thank you...You're GOOD,
Chris

From: Lifka, Jeannie <LifkaJeannie@KaneCountyIL.gov>
Sent: Wednesday, June 10, 2026 10:39 AM
To: Lauzen, Chris <LauzenChris@KaneCountyIL.gov>
Subject: FW: RE: Kane County Tax Deposits!

Chris,

FYI..

Thanks,
Jeannie

Jeannie Lifka, CPA
Kane County Treasurer's Office
719 S. Batavia Avenue
Geneva, IL 60134
(630) 444-1044

From: Zako, Tracy <tzako@wintrust.com>
Sent: Wednesday, June 10, 2026 10:34 AM
To: Lifka, Jeannie <LifkaJeannie@KaneCountyIL.gov>; Medina, Yaneth <ymedina@wintrust.com>
Cc: Herrera, Maria <herreramaria@KaneCountyIL.gov>
Subject: EX: RE: Kane County Tax Deposits!

B

Hi Jeannie,
The interest has been added for May
06/09/2026 $21,826.15

Tracy Zako
Vice President
Treasury Management

WINTRUST

FEDERAL RESERVE SCORECARD

STIFEL | Fixed Income Capital Markets

Markets

	April Meeting	Current	*Change Since Last Meeting*
S&P 500	7,136	7,511	*5.3%*
10-Year Treasury Yield	4.43%	4.43%	*0.00%*
Fed Funds Futures Implied Year-End Rate (2026)	3.66%	3.81%	*0.15%*
Implied Year-End Rate (2027)	3.49%	3.85%	*0.36%*
Bloomberg Financial Conditions Index	0.90	1.15	*Easier*
Credit Spreads (IG/HY, BPS)	110 / 270	105 / 265	*-5 / -5*
2-Year/10-Year Treasury Spread	48 bps	37 bps	*-11 bps*
5Y TIPS Breakeven Inflation Rate	2.68%	2.38%	*-0.30%*
5Y/5Y Forward TIPS Breakeven Inflation Rate	2.26%	2.21%	*-0.04%*
Broad Trade-Weighted Dollar	119.10	119.51	*0.3%*
30-Year Mortgage Rate	6.35%	6.57%	*0.22%*

Economy

	April Meeting	Current	*Change Since Last Meeting*
Unemployment Rate	4.26%	4.30%	*0.04%*
Payroll Change (3-Month Moving Average)	73k	188k	*116k*
Initial Jobless Claims (4-Week Moving Average)	211k	219k	*8k*
Job Openings / Unemployed Ratio	0.96	1.04	*0.09*
CPI (3-Month Annualized Rate)	5.33%	8.20%	*2.9%*
Core CPI (3-Month Annualized Rate)	2.86%	3.17%	*0.3%*
Core PCE (3-Month Annualized Rate)	4.70%	3.78%	*-0.91%*
Core Retail Sales (3-Month Annualized Rate)	9.5%	8.7%	*-0.9%*
Industrial Production YoY	0.6%	1.7%	*1.1%*
GDP Estimate (Bloomberg Survey)	2.2%	2.1%	*-0.1%*
S&P CoreLogic Home Price Index YoY	0.9%	0.8%	*-0.1%*

Date of Last Meeting	April 29, 2026
Result of Last Decision	Unchanged
Votes in Favor of Decision	8
Votes Against Decision	4
Date of Next Decision	June 17, 2026

Regional Bank Presidents

Current-Year (2026) Voters	*Alternate Voters*	*Non-Voters*
Beth Hammack (Cleveland)	Thomas Barkin (Richmond)	Susan Collins (Boston)
Anna Paulson (Philadelphia)	Cheryl Venable (Atlanta, Int.)	Alberto Musalem (St. Louis)
Lorie Logan (Dallas)	Mary Daly (San Francisco)	Jeffrey Schmid (Kansas City)
Neel Kashkari (Minneapolis)	Austan Goolsbee (Chicago)	

FOMC Participants' Balance of Forecast Risks (Updated Quarterly with SEPs)

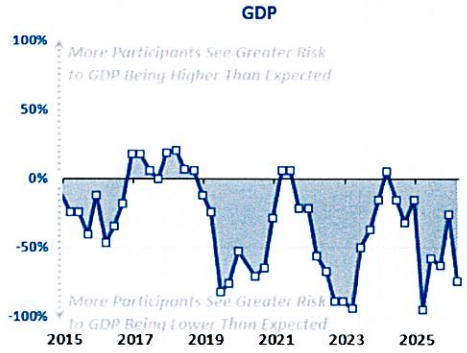

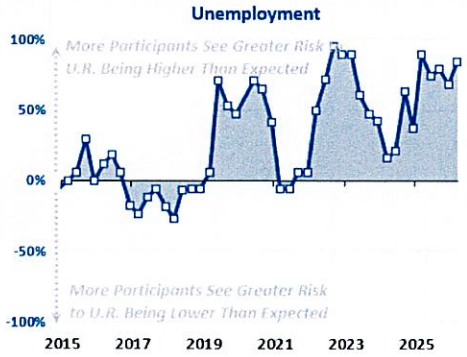

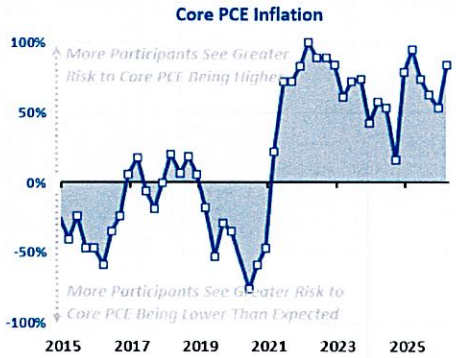

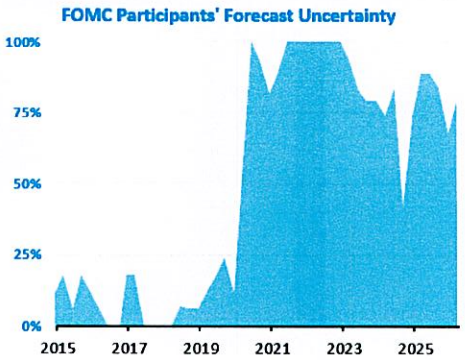

Sources: Bloomberg, Barclays, Moody's, BLS, BEA, Bankrate.com, Census Bureau, Federal Reserve, Stifel | Year-end fed funds rates based on Dec. contracts, Openings ratio based on most current data available

Contribution to MoM PCE Inflation

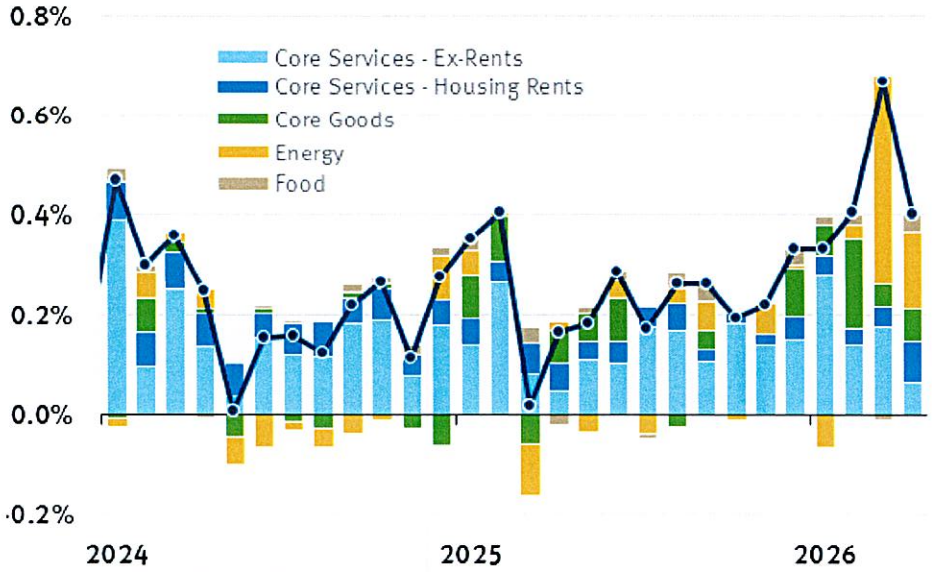

Sources: BEA, Bloomberg Finance L.P., Stifel

Contribution to YoY PCE Inflation

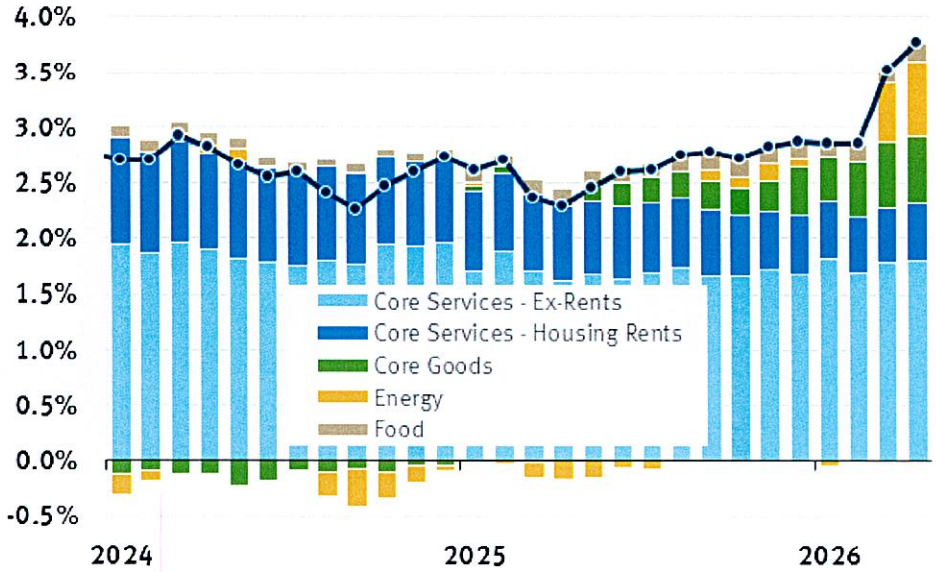

Source: Stifel.

Not Good for Economy

WIREPOINTS

-- CONNECTING THE DOTS BETWEEN OUR ECONOMY, GOVERNMENT AND BUSINESS --

-- CONNECTING THE DOTS BETWEEN OUR ECONOMY, GOVERNMENT AND BUSINESS --

Chicago office tower selling at 90% discount – Crain's

May 21, 2026 6 Comments



Chicago developer Mike Reschke is poised to buy a mostly empty downtown office tower at 55 West Monroe St. at a staggering 90% discount from its 2014 sale price, reinforcing both the financial carnage in the local office market and his status as a big bettor on the Loop's post-pandemic recovery.

6

Read the Article

WIREPOINTS

-- CONNECTING THE DOTS BETWEEN OUR ECONOMY, GOVERNMENT AND BUSINESS --

-- CONNECTING THE DOTS BETWEEN OUR ECONOMY, GOVERNMENT AND BUSINESS --

Former Citadel HQ trades at 76% discount from 2006 sale price – Crain's

June 6, 2026 4 Comments



"A 76% discount from the tower's 2006 sale price and a staggering example of the post-pandemic pain for downtown office buildings."

4

Read the Article

WIREPOINTS

-- CONNECTING THE DOTS BETWEEN OUR ECONOMY, GOVERNMENT AND BUSINESS --

-- CONNECTING THE DOTS BETWEEN OUR ECONOMY, GOVERNMENT AND BUSINESS --

Chicago called the most financially distressed major city in the U.S. – MoneyWise/Yahoo

May 27, 2026 3 Comments

Financial distress, as defined in the report, includes credit accounts in forbearance, deferred payment status or otherwise showing signs of trouble. Experts point to several contributing factors: stubborn inflation, uneven wage growth, high housing costs and lingering labor market uncertainty.

Read the Article

Subscribe

Join the discussion

3

{} [+]

ıgn me up for the Wirepoints newsletter.

WIREPOINTS

-- CONNECTING THE DOTS BETWEEN OUR ECONOMY, GOVERNMENT AND BUSINESS --

-- CONNECTING THE DOTS BETWEEN OUR ECONOMY, GOVERNMENT AND BUSINESS --

1 of 8

Illinois Among the 13 States that Fail to Earn Clean Audit Opinions – Truth in Accounting

May 30, 2026 One Comment

Illinois received a qualified opinion, which means that independent auditors found issues significant enough to limit their assurance on portions of the financial statements.

Read the Article

Subscribe

Join the discussion

Sign me up for the Wirepoints newsletter.

1 COMMENT Newest

Fed Up Taxpayer 1 day ago

Well this article has a great headline but it doesn't hold anyone accountable. The auditors for illinois are actually hired by the legislature and live within the illinois political ecostructure for 10 year The sickening part is Illinois has a long history of recurring issues such as significan g of pension issues, unemployment trust accounting issues, internal control weaknesses, etc. What is even more egregious is that the opinion relates to the unemployment compensation fund and other areas in the audit got a clean bill of health

2 of 8

News

13 States Fail to Earn Clean Audit Opinions

May 29, 2026

In the newly released 2026 Financial Transparency Score report, Truth in Accounting delivers a sobering assessment of how well state governments disclose their true financial condition to taxpayers. While the report examines multiple aspects of financial reporting—including timeliness, pension data accuracy, and off-balance-sheet liabilities—one finding stands out as particularly troubling: 13 states did not receive clean audit opinions on their financial reports.

A clean (unqualified) audit opinion from an independent auditor is the gold standard in government financial reporting. It signals that the state's Annual Comprehensive Financial Report (ACFR) is presented fairly, in all material respects, and in accordance with generally accepted accounting principles. Truth in Accounting weights this criterion heavily—50 out of a possible 100 points—because it forms the foundation of credible, trustworthy financial disclosure.

When states receive a qualified opinion or a disclaimer of opinion instead, it is a clear warning sign. A qualified opinion means auditors found issues significant enough to limit their assurance on portions of the financial statements. A disclaimer is even more serious—the auditors essentially state they could not obtain sufficient evidence to form an opinion at all. According to the report, several states fell into these categories in 2024, including disclaimers for Delaware and Georgia and qualified opinions for Alaska, Arizona, California, Illinois, Missouri, Nevada, and Washington. Additional states lost significant points in the audit category due to problems with the audited reports of their largest pension plans.

This is a huge red flag for taxpayers, lawmakers, and investors. Unlike private companies, governments face almost no meaningful consequences for substandard audits, no regulatory crackdowns, no loss of market access, and no spike in borrowing costs. As a result, poor audit outcomes can persist with little pressure to improve. Yet the stakes for citizens are enormous: when the numbers aren't fully reliable, it becomes far more difficult to understand the real size of pension obligations, retiree healthcare liabilities, and overall fiscal health.

The broader 2026 report shows that overall transparency scores across all 50 states declined compared to the previous year. Top performers New Mexico and West Virginia each earned 87 out of 100 points, while states at the bottom, including Connecticut, Georgia, North Carolina, California, and Illinois, struggled with multiple transparency shortfalls. The fact that nearly one-quarter of all states could not secure a clean audit opinion underscores a systemic weakness in government financial accountability.

Truth in Accounting's mission is simple but vital: give citizens and policymakers the clear, undistorted information they need to make informed decisions about public finances. When 13 states fail the single most important test of financial credibility, it highlights an urgent need for reform. Stronger audit standards, faster reporting timelines, and fuller disclosure of retirement liabilities would go a long way toward restoring trust.

The full 2026 Financial Transparency Score report is available for download here.

Taxpayers deserve better than murky numbers and partial assurances. Until more states earn—and maintain—clean audit opinions, the true fiscal picture in many parts of the country will remain partially hidden.

3 of 8

Like What You See? Support Us!

Truth in Accounting believes truthful accounting is the key for citizens, legislators, and the press to clearly understand the truth about government finances. To keep the truth coming, consider contributing with a direct donation.

$1 $5 $10 Other

ALSO ON TRUTH IN ACCOUNTING

The Burden of Unfunded Pension ...

5 months ago · 1 comment

In the 2025 "Financial State of the States" report, Truth in Accounting (TIA) paints ...

70 Years of Mismanagement: ...

a year ago · 1 comment

Joe Carvin is the founder of One World. His time spent as Town Supervisor for ...

Why Government Accounting Reform ...

a year ago · 1 comment

Behind every economic policy—from infrastructure to healthcare, from tax ...

Financial States 20

8 months ag

Our sixteen Financial St (FSOS) rep

Truth in Accounting

Financial Transparency Score 2026

In the spirit of promoting clear and accurate fiscal information, Truth in Accounting has once again assessed the transparency of state governments' financial reporting. Our transparency score is based on key criteria outlining best practices, offering government officials and citizens a roadmap to enhance fiscal transparency and accountability.

4 of 8

Introduction

While state budgets receive most of the public's and media's attention, the outcomes are detailed in each government's Annual Comprehensive Financial Report (ACFR), which is audited annually. All data and comments in this report are based on 2024 information available as of August 25, 2025. For Arizona, California, Idaho, Illinois, Mississippi, and Oklahoma, fiscal year 2023 data was used, as 2024 data was not yet available. Data for Nevada came from its 2022 ACFR, because 2023 and 2024 data were not available.

Key Findings

New Mexico and West Virginia earned the top scores, with each receiving 87 out of 100 points. Indiana, Maryland, and New York rounded out the top five states in that order. Overall, transparency scores for all 50 states worsened compared to the previous year.

Kentucky experienced the most significant improvement, with an 11-point gain, primarily because the state's ACFR received a clean audit opinion in 2024 after receiving a qualified opinion in 2023.

Delaware experienced the most significant decline in its transparency score, decreasing from 78 to 55. This is primarily due to the disclaimer of opinion issued for its state ACFR. Delaware's Business-Type Activities and Unemployment Compensation Fund received a disclaimer of opinion because auditors were unable to obtain sufficient appropriate evidence to form an opinion on their financial statements. However, the state improved its timeliness score by publishing its 2024 ACFR in 176 days compared to 264 days for the prior year. While the report was released more quickly, the adverse audit outcome significantly lowered the state's overall transparency score.

Criteria

To receive the top score of 100 points, a government's annual report must meet the following criteria:

Audit Opinion: 50 points

- Receive a clean opinion from an independent auditor (This criterion also applies to the annual report of the state government's largest pension plan.)

Undistorted Net Position: 10 points

- Include a net position not distorted by misleading and convoluted deferred items

Report Liabilities: 10 points

- Report all retirement liabilities on its balance sheet (Statement of Net Position)

Timeliness: 10 points

- Be published within 100 days of the government's fiscal year-end

Independent Auditor: 10 points

- Be audited by an independent auditor who is not an employee of the government (This criterion also applies to the annual report of the state government's largest pension plan.)

Pension Data Timing: 10 points

- Measure the net pension liability using the same time period of the annual report

5 of 8

Key Findings, Cont.

Connecticut ranked the lowest, followed by Georgia, North Carolina, California, and Illinois. The reasons these states received low scores are outlined as follows:

Connecticut & North Carolina
did not have audited financial reports for their largest pension plans, and a high percentage of complex and convoluted deferred items distorted their financial positions.

Georgia
received a disclaimer of opinion on its state ACFR, and it doesn't measure the net pension liability using the same date as the annual report. The state also took 297 days to publish its ACFR.

California & Illinois
had not published their 2024 state ACFRs at the time this report's research was completed. Their 2023 ACFRs each received a qualified opinion.

Audit Opinions

Given the importance of a clean audit opinion, half of our transparency score is based on this criterion alone. Unfortunately, governments face few consequences when they receive a qualified or disclaimer opinion. In contrast, when a company gets a qualified or disclaimer opinion, it may face increased regulatory scrutiny, a loss of confidence within bond markets, and higher borrowing costs or difficulty obtaining financing.

A disclaimer of opinion is akin to an incomplete grade. Just as students might receive an incomplete when they fail to finish an exam or lack necessary materials, an entity receives a disclaimer when the auditor cannot gather sufficient evidence to form a complete judgment about the financial statements.

A qualified opinion is similar to a passing grade, where the student provided an answer but it was incomplete or inaccurate in certain areas. In the same way, a qualified opinion means the auditor can express an opinion on most of the financial statements, except for specific areas where evidence was insufficient or inaccurate.

Delaware and Georgia were the only states to receive a disclaimer of opinion on their 2024 financial reports. Delaware's opinion was due to its failure to provide sufficient appropriate audit evidence for the balances and financial activity of the unemployment fund, which affected the state's business activities. Georgia's Department of Labor did not provide adequate or appropriate audit evidence to verify whether certain paid unemployment claims met eligibility requirements. Furthermore, the auditors could not determine whether the unemployment compensation fund's balances, revenues, and expenses were free from material misstatement.

The 2024 financial reports for Alaska, Arizona, California, Illinois, Missouri, Nevada, and Washington all received qualified opinions. The State of Alaska's system for processing Medicaid payments relies on outside contractors, but the state did not get independent assurance that these contractors' financial controls were reliable in FY 2024. Because of this, the auditors cannot confirm whether the Medicaid payments are accurately reported in the financial statements. Arizona was unable to substantiate much of its financial statements, including a discrepancy of $231.1 million between the Arizona Department of Economic Security's cash balance and its bank records. California was unable to ensure that its governmental activities liabilities were free from material misstatement in its 2023 financial statements. According to its 2023 ACFR, Illinois was unable to verify the payment activity of its Unemployment Compensation Trust Fund and therefore cannot confirm that its business activities were free from material misstatement. Missouri't auditors were denied access to verify income tax revenues source documents to included tax returns, which make up approximately 24% of the government activities revenue and 27% general fund revenue. Nevada's General Fund was also unverifiable

6 of 8

Audit Opinions, Cont.

because of a lack of audit evidence relating to inventory balances of the Division of Emergency Management. Finally, Washington's auditors noted several potential misstatements in the state's 2024 financial report.

Connecticut, North Carolina, and Vermont each lost 25 points on their transparency scores because their largest pension plans do not issue separate audited financial reports. Hawaii's Employees' Retirement System typically issues a financial report, but its score was reduced by 25 points this year because the 2024 financial report was unavailable on its website as of August 2025.

Net Position Distortions

The total points allocated to this section of the study decreased from 15 available points to 10, which provided a decline and redistribution compared to last year's study. However, despite this criterion change, the states did have lower scores this year due to their total deferred outflow and inflows associated with pensions and retiree healthcare benefits. This is caused by the Governmental Accounting Standards Board (GASB) allowing governments to use complex calculations that vary depending on individual accounting practices, which can distort the government's net positions, overall financial condition, and reported revenues and expenses.

For example, rather than recognizing the full gain in the value of pension plan investments as income during the year it occurs, a government records the gain as a deferred inflow on the liability side of its balance sheet. As a result, the government's net position may be understated. Each state's score is based on the percentage by which the asset side of its balance sheet is overstated due to deferred outflows, combined with the percentage by which the liability side is overstated due to deferred inflows.

California, Connecticut, Delaware, Illinois, Maine, Massachusetts, Nevada, New Hampshire, New Jersey, Pennsylvania, Texas, Vermont, and Wisconsin received the lowest score—zero out of ten—primarily due to overstatements on the liability side of their balance sheets. New Jersey had the highest percentage of balance sheet distortion, with its asset side and liability side each overstated by more than 21%.

Timeliness

Timely financial information is crucial during government decision-making, such as budgeting. However, most states filed their 2024 annual financial reports after completing their budget process. According to the Government Finance Officers Association, the standard for states to publish their annual reports is 180 days after the end of the fiscal year. Arizona, California, Idaho, Illinois, Mississippi, and Oklahoma had not released their FY 2024 reports as of our August 25, 2025, research cut-off date, so we relied on their FY 2023 data for this analysis. Nevada took the lack of timeliness even further. As of August 25, 2025, it had not yet issued its FY 2023 financial report, thereby requiring us to rely on data from FY 2022. This extended delay significantly limits transparency and impedes the timely evaluation of the state's fiscal health.

Hidden Retirement Debt

In three states, we identified significant unreported retirement debt, largely due to the failure to include debt related to teachers' pensions on the states' balance sheets. Kansas had the highest percentage of hidden retirement liabilities (65%) mainly because it does not include the school division of the Kansas Public Employees Retirement System, despite the fact that the state funds the public schools' contributions to the plan. Michigan had the second-highest percentage, 64%, primarily because it excluded most of the Public Schools Employee Retirement System liabilities, even though it also provides the majority of school funding to each district. In Oklahoma, which excluded 62% of its retirement liabilities, the state did not include most of the Teachers' Retirement System pension liability despite providing 80% of its school districts' funding.

7 of 8

Scores

Ranking	Total Transparency Score	State	Auditor Opinion	Deferred Items	Off-Balance Sheet Liabilities	Timeliness	External Auditors	Pension Data Timing
29	70	Alabama	50	1	7	6	3	3
39	59	Alaska	35	9	9	0	3	3
40	57	Arizona	35	6	10	0	3	3
24	72	Arkansas	50	4	10	5	0	3
47	48	California	35	0	10	0	3	0
31	69	Colorado	50	1	9	5	3	1
50	40	Connecticut	25	0	10	2	0	3
42	55	Delaware	25	0	10	7	10	3
30	70	Florida	50	4	10	3	0	3
49	44	Georgia	25	5	10	1	3	0
44	54	Hawaii	25	4	10	5	7	3
27	71	Idaho	50	5	10	0	3	3
46	51	Illinois	35	0	10	0	3	3
3	86	Indiana	50	7	10	6	3	10
12	78	Iowa	50	8	10	7	0	3
6	83	Kansas	50	8	4	8	10	3
25	72	Kentucky	50	1	10	5	3	3
18	76	Louisiana	50	4	10	6	3	3
22	73	Maine	50	0	10	7	3	3
4	84	Maryland	50	1	10	3	10	10
8	80	Massachusetts	50	0	10	0	10	10
37	65	Michigan	50	3	4	5	0	3
19	75	Minnesota	50	5	10	7	0	3
26	72	Mississippi	50	7	9	0	3	3
41	57	Missouri	35	4	10	2	3	3

Scores

8 of 8

Ranking	Total Transparency Score	State	Auditor Opinion	Deferred Items	Off-Balance Sheet Liabilities	Timeliness	External Auditors	Pension Data Timing
34	67	Montana	50	4	10	0	0	3
20	74	Nebraska	50	4	10	7	0	3
43	55	Nevada	35	0	7	0	10	3
10	79	New Hampshire	50	0	10	6	10	3
33	68	New Jersey	50	0	10	2	3	3
1	87	New Mexico	50	5	10	2	10	10
5	84	New York	50	3	10	8	10	3
48	45	North Carolina	25	1	9	7	0	3
15	77	North Dakota	50	4	10	7	3	3
21	74	Ohio	50	5	8	7	3	1
35	67	Oklahoma	50	7	4	0	3	3
11	79	Oregon	50	6	10	7	3	3
16	77	Pennsylvania	50	0	7	7	10	3
28	71	Rhode Island	50	6	10	2	0	3
23	73	South Carolina	50	1	6	3	10	3
13	78	South Dakota	50	6	10	6	3	3
17	77	Tennessee	50	7	10	7	0	3
32	69	Texas	50	0	10	6	0	3
9	80	Utah	50	9	10	7	3	1
45	52	Vermont	25	0	10	7	7	3
14	78	Virginia	50	8	10	7	0	3
38	62	Washington	35	5	9	7	3	3
2	87	West Virginia	50	7	10	7	10	3
36	67	Wisconsin	50	0	9	7	0	1
7	81	Wyoming	50	5	10	5	10	1

1 of 2

PRITZKER BUDGET GIVES NASCAR, PGA UP TO $9 MILLION IN TAXPAYER MONEY

by **LyLena Estabine** MAY 28, 2026

The proposed Illinois budget gives money to NASCAR and PGA as llion lawmakers weigh a Bears stadium tax break, putting taxpayers on the hook for private sports costs.

Illinois' proposed budget calls for spending as much as $9 million on golf and auto racing.

Gov. J.B. Pritzker's plan reappropriates $5 million from the Fund for Illinois' Future to NASCAR Events and Entertainment LLC for "costs associated with operating expenses," using money first appropriated from general revenue in fiscal 2026.

The budget also would reappropriate up to $2.5 million from the Build Illinois Bond Fund for a NASCAR grant tied to "capital improvements."

The same proposal carries forward $1 million from the Fund for Illinois' Future for a grant to PGA Tour Enterprises LLC for "costs associated with the operation of a tournament," plus up to $500,000 from the Build Illinois Bond Fund for PGA "infrastructure improvements."

2 of 2

That's $9 million sequestered for NASCAR- and PGA-related costs.

Major sports events bring visitors, hotel stays, restaurant spending and national attention. NASCAR said the 2024 Chicago Street Race generated $128 million in economic impact and $9.6 million in state and local tax revenue.

But "economic impact" is not the same as taxpayer benefit and is often overstated. Studies have shown that events would be held regardless of public incentive money and that economic impact would occur regardless because residents and visitors would find other events or activities to attend.

Another sports issue — how to keep the Chicago Bears in Illinois — has highlighted the cost that can hit taxpayers when government does things such as spending money to manipulate who stays in or comes to Illinois. State lawmakers have advanced a "megaprojects" bill tied to the Bears' proposed Arlington Heights stadium, a measure that could provide the team a major property tax break.

But that bill wouldn't just give the Bears a tax break — it would go to any qualifying megaproject such as a new White Sox stadium or a massive mixed-use development like One Central.

Those kinds of breaks for megaprojects with minimal relief in the bill for homeowners is unfair. Illinois residents pay the highest property taxes in the nation.

Stadium subsidies have repeatedly failed to generate the new tax revenue, jobs or new businesses used to justify them. Illinois should instead welcome tourists and major events by lowering taxes that increase operational costs, improving services and making the state easier to invest in.

NASCAR, PGA and the Bears all have fans, sponsors, media deals and ticket revenue. They should be financed by their profits, not by further saddling taxpayers.

WIREPOINTS

-- CONNECTING THE DOTS BETWEEN OUR ECONOMY, GOVERNMENT AND BUSINESS --

1 of 9

-- CONNECTING THE DOTS BETWEEN OUR ECONOMY, GOVERNMENT AND BUSINESS --

CPS math and reading scores are much worse than advertised – A City That Works

May 28, 2026 15 Comments

"National Assessment of Educational Progress (NAEP) scores are falling almost everywhere. But they're falling faster in Chicago than in almost all of our peer cities. Since 2017, Fourth Grade Reading and Math scores have fallen by roughly 4 percent in Chicago."

Read the Article

Subscribe

Join the discussion

15

{} [+]

ıgn me up for the Wirepoints newsletter.

CPS math and reading scores are much worse than advertised

2 of 9

A much-vaunted recovery turns out to be a mirage

RICHARD DAY

MAY 28, 2026

23 4 2 Sh

When we were pulling together our 2025 scoreboard last week, I was struck by just how poor the math and reading scores were at Chicago Public Schools. In 2024, jus 23% of CPS fourth graders were proficient in Reading, and 24% were proficient in Math. Those numbers aren't just low – they're also dead last among the four bigges cities in the country (New York, Los Angeles, and Houston).

Part of what surprised me here, as that in 2024, we got really good news: national researchers had found that CPS reading scores rebounded especially quickly from t pandemic. So I figured it might be worth digging a bit further into the data to understand what's going on.

It's not good.

National Assessment of Educational Progress (NAEP) scores are falling almost everywhere. But they're falling faster in Chicago than in almost all of our peer cities. Since 2017, Fourth Grade Reading and Math scores have fallen by roughly 4% in Chicago. That's the worst trajectory among any of largest cities in the country. In M we're now second to last overall.

CPS 4th Grade Math Scores Fell Further Than All Big City Peers

Scaled NAEP 4th grade math scores, average and change, '17-'24

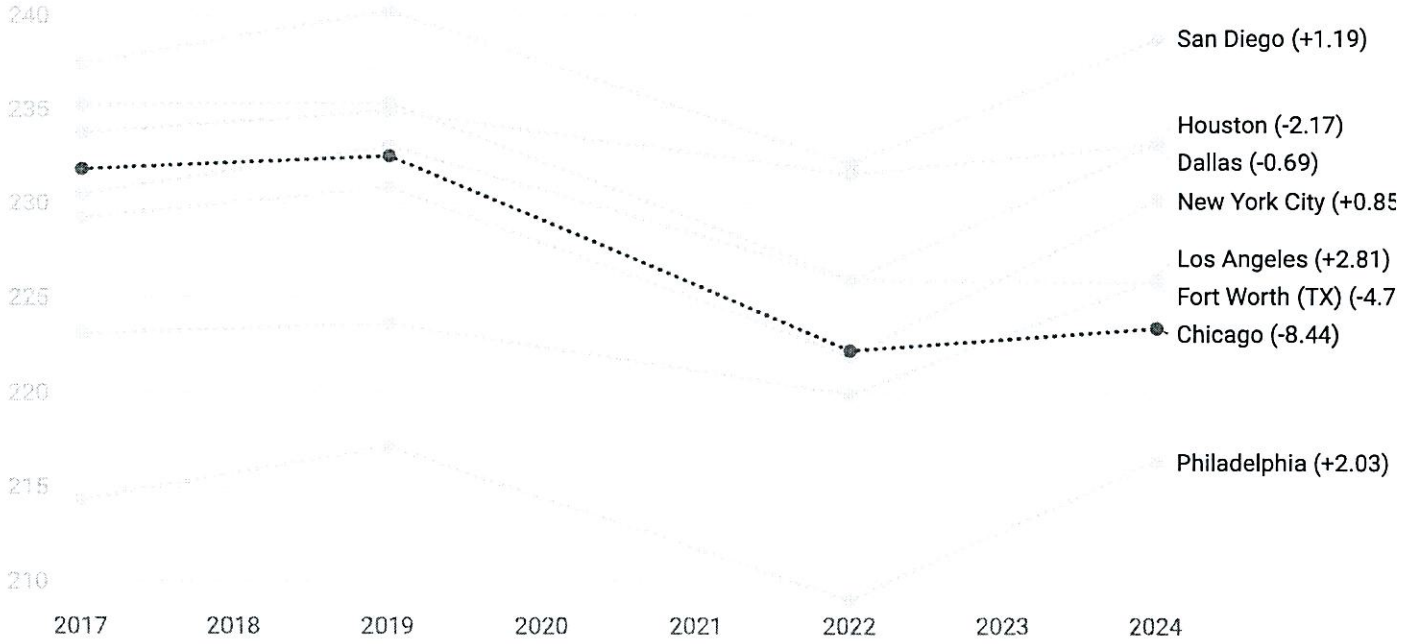

Public school districts at 10 largest US cities (data not available for Phoenix or San Antonio).

Chart: Richard Day • Source: National Assessment of Educational Progress, US Department of Education • Get the data • Created with Datawrap

Reading scores are only slightly better. We're on a steady downward slide, but still r ahead of Philly, Dallas and Ft. Worth.

3 of 9

CPS 4th Grade Reading Scores Fell Fastest Among Big-City Peers

Scaled NAEP 4th grade reading scores, average and change, '17-'24

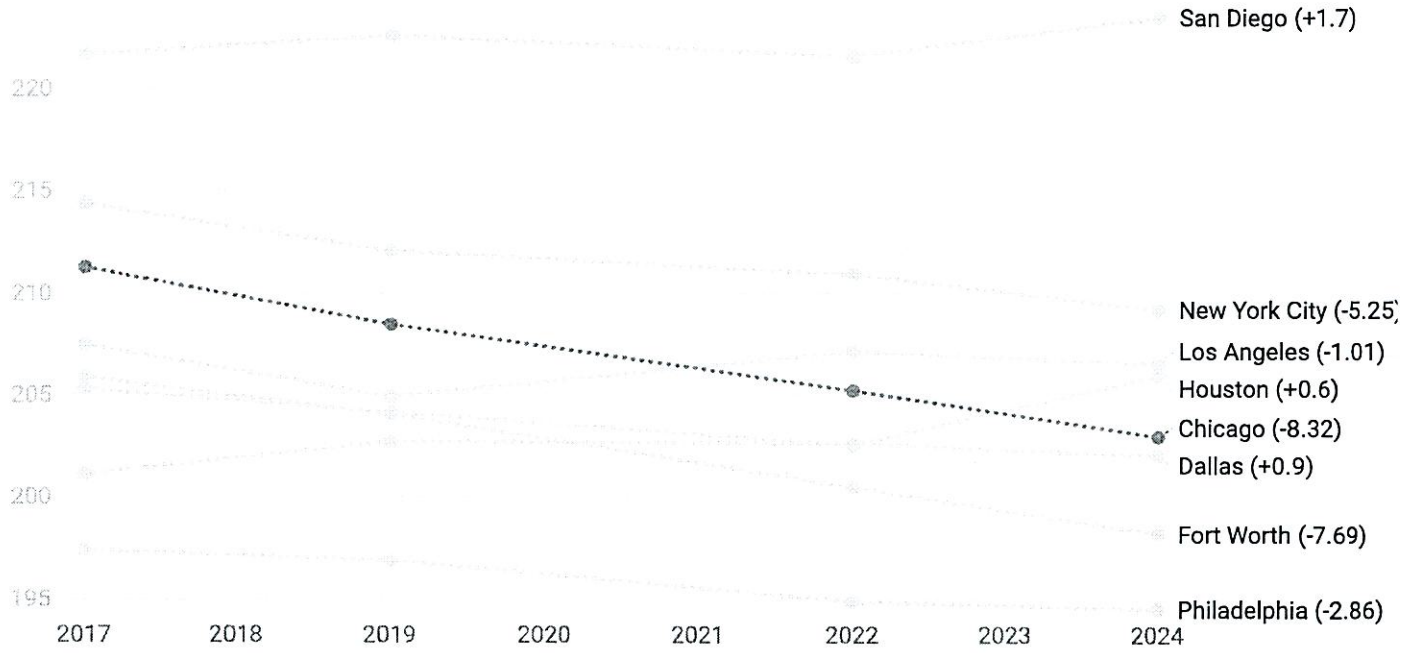

Public school districts at 10 largest US cities (data not available for Phoenix or San Antonio).

Chart: Richard Day • Source: National Assessment of Educational Progress, US Department of Education • Get the data • Created with Datawrap

The picture is only a little less bleak with eighth graders, where Chicago has historic performed a bit better. Since 2017, scaled reading scores have dropped 2% and ma scores are down more than 4%. That math drop is the second worst in the country among the ten largest cities – only Fort Worth posted a faster decline.

4 of 9

CPS is Losing Ground to Peers On 8th Grade Math Scores

Scaled NAEP 8th grade math scores, average and change, '17-'24

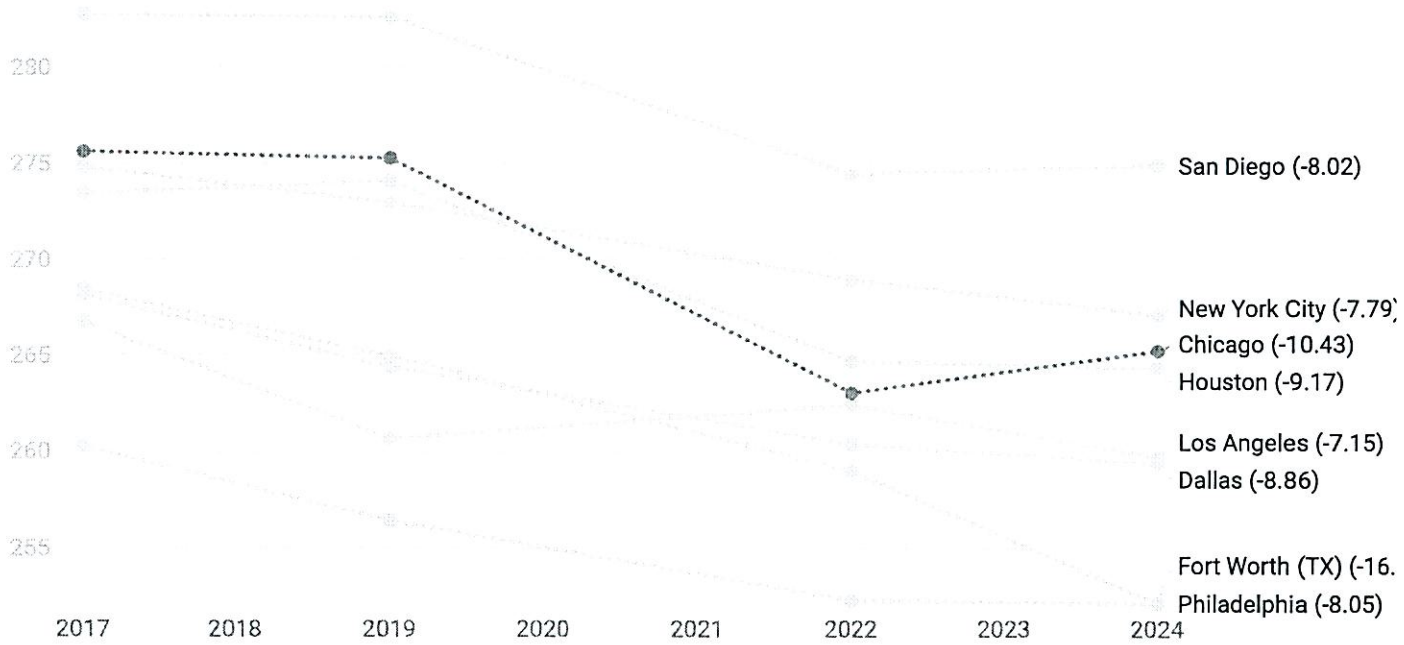

Public school districts at 10 largest US cities (data not available for Phoenix or San Antonio).

Chart: Richard Day • Source: National Assessment of Educational Progress, US Department of Education • Get the data • Created with Datawrap

5 of 9

CPS 8th Grade Reading Scores Are Up Since '19, But Down Since '17

6 of 9

Scaled NAEP 8th grade reading scores, average and change, '17-'24

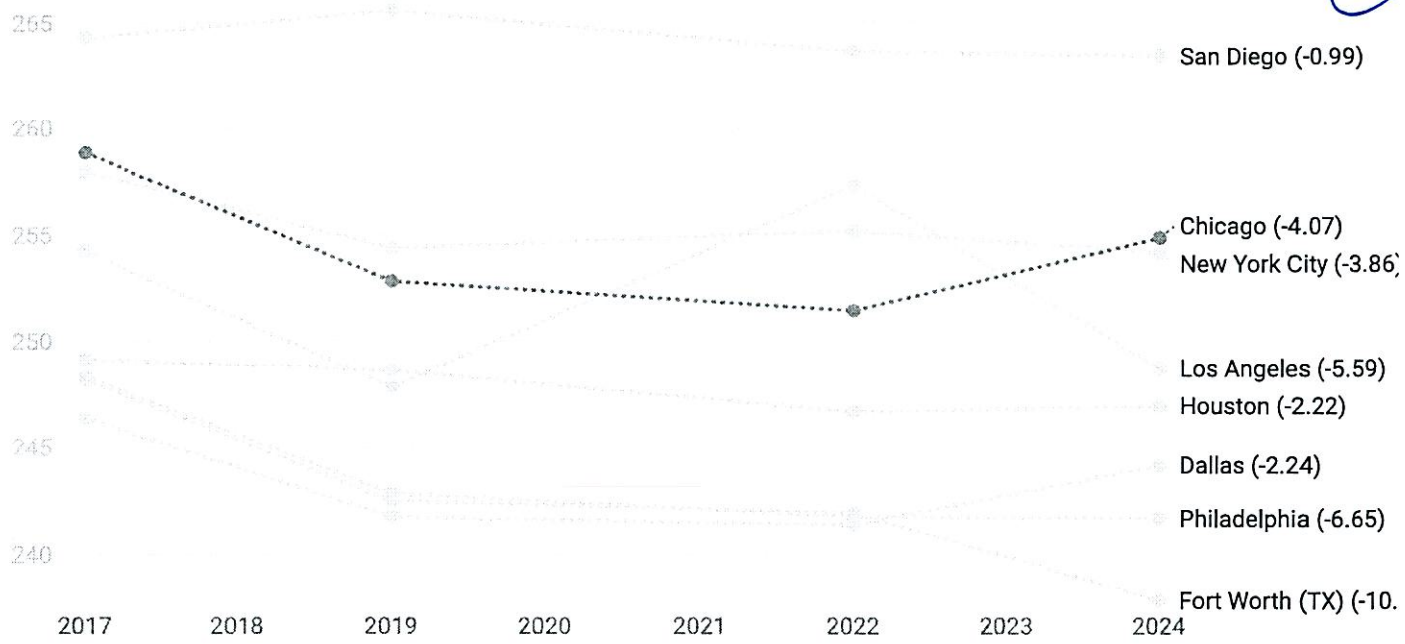

Public school districts at 10 largest US cities (data not available for Phoenix or San Antonio).

Chart: Richard Day • Source: National Assessment of Educational Progress, US Department of Education • Get the data • Created with Datawrap

I've also been shocked by how little coverage this development has attracted. Wher the data came out in January, Chalkbeat wrote a story looking at the trajectory of Illinois overall relative to other states (slightly positive), and mentioned the most rec CPS results. The Tribune did something similar. But I haven't seen a single major workup of CPS's NAEP performance over time, or in comparison to other districts. [1]

It's hard to knock the Chicago press corps here – in a difficult media environment, f reporters have the luxury to play around with new datasets until they see somethin interesting. But I'm struck by the contrast to 2024, when researchers from the Education Recovery Project estimated that CPS had done a better job recovering fr the pandemic than other districts:

- **WTTW**: CPS Shows Strong Academic Recovery After COVID-19 Pandemic, Stud Finds

- **Sun-Times**: CPS students' reading gains rank among top 3 large districts in the nation, study finds
- **ABC7**: CPS ranked No. 1 among other large cities for reading improvement afte COVID pandemic
- **Chalkbeat**: Chicago Public Schools recover from pandemic declines more than other districts, study shows

The district was quick to highlight the results in 2024 - which probably helped spur positive coverage. But what triggered the reversal?

7 of 9

There appears to be a serious problem with Illinois state tests

For the Education Recovery Scorecard, researchers compared CPS student progress Illinois state tests to the performance of other districts on *their* state tests. It was an important effort, but isn't nearly as rigorous as a like-for-like comparison of the fed NAEP test.

That's exactly what happened here. As Larry Gavin details in a terrific piece of explanatory journalism for the Evanston Roundtable [2], Illinois implemented a series technical changes in test administration between 2022 and 2024 which seem to hav triggered a massive jump in scores. Statewide, the share of eighth graders deemed proficient in reading jumped from 30% to 50% in two years. Since CPS students wer being measured by that state test, it's not surprising that the district was crowned a top achiever.

The Education Recovery Project researchers knew what data to trust. When the discrepancy emerged in August 2024, they issued a report calling out "anomalously large" reading improvements in Illinois, and dropped us from their national analyse At the time, they wrote that the upcoming federal NAEP data "will be far more informative" than the state-level sources they were relying on. Now we have NAEP data, and it's very bad for CPS.

8 of 9

A policy problem and a political football

This matters first and foremost because it's hard to fix a problem you refuse to adm even exists.[3] But it also has a lot of implications for the future of CPS. The district u: federal pandemic aid to aggressively hire full-time positions. And a number of advocates, including the Chicago Teachers Union, pointed to that mix of increased funding and improving test scores as evidence for further spending increases.

Now the numbers run in the opposite direction. Since 2019, Chicago's spending pe pupil is up 27% when accounting for inflation. That's 3rd highest among our peer group. But we ranked dead last in academic progress for 4th graders, and were decidedly average when it came to 8th grade progression.

Chicago's per-pupil spending grew faster than most peers, but student outcomes lagged

Change in scaled NAEP scores and per pupil spending, public school districts in largest US cities, 2019-2024

	4th Grade Math	4th Grade Reading	8th Grade Math	8th Grade Reading	Sper Grow
Chicago	−3.9%	−2.6%	−3.7%	0.8%	27%
Dallas	−0.8%	−0.4%	−1.9%	1.0%	24%
Fort Worth	−3.1%	−2.9%	−4.8%	−1.9%	10%
Houston	−1.0%	0.9%	−3.6%	−0.7%	15%
Los Angeles	1.0%	0.3%	−0.4%	0.3%	33%
New York City	−0.3%	−1.4%	−2.2%	−0.1%	4%
Philadelphia	−0.4%	−1.2%	−1.7%	−0.5%	28%
San Diego	−0.7%	0.4%	−2.8%	−0.9%	20%

Table: Richard Day • Source: US Department of Education, US Census Annual Survey of School System Finances • Get the data • Created with Datawrapper

That doesn't mean that more spending can't improve student outcomes. In the aggregate, studies find a weak but positive relationship between district spending a learning outcomes. But it does indicate that something is deeply broken at CPS – ar ever-higher levels of spending are not consistently or reliably translating into more learning.

We will spend much more time on this issue in the coming weeks. For now, I'll just note that we're five months away from selecting Chicago's first fully elected school board. Any candidate whose platform starts and ends with more funding hasn't reckoned with the real challenges at Chicago Public Schools.

They may not have even bothered to look at the data.

9 of 9

Join us for a couple of upcoming events:

- **June 3rd | Edgewater Happy Hour**: Come on out and join the A City That Wo crew to talk housing (and anything else) with Alderwoman Leni Manaa-Hoppenworth (48th) on Wednesday, June 3rd. We'll be at Pasteur starting at 5:3 Register here to let us know you're coming.
- **June 14 | Unlocking Our Potential: Discussing Housing Reform in Chicago:** Chicago Growth Project is hosting a forum on the housing policies shaping our city's future, from 4-7pm at Midwest Coast Brewing. Attendees will include Con Mike Quigley, State Senator Sara Feigenholtz, Ald. Red Burnett, and Democratic nominees Paul Kendrick (State Representative) and Drake Warren (Cook County Commissioner). Register here.

A City That Works is a reader-supported publication. To receive new posts and support

WIREPOINTS

-- CONNECTING THE DOTS BETWEEN OUR ECONOMY, GOVERNMENT AND BUSINESS --

-- CONNECTING THE DOTS BETWEEN OUR ECONOMY, GOVERNMENT AND BUSINESS --

Will new state budget skirt law meant to protect transportation money? – Illinois Policy

May 29, 2026 5 Comments

Illinois' sales tax on gas is supposed to go into a "lockbox" for transportation, but lawmakers aren't adhering to that mandate. For years the state has diverted sales tax revenue on gasoline to fill gaps in the budget, arguably violating the transportation fund lockbox provision in the Illinois Constitution.

Read the Article

Like Kane County "Diversion" of Taxes ?

Subscribe

Join the discussion

5

{} [+]

ign me up for the Wirepoints newsletter.

1 of 3

Like Kane County "Diversion" of Taxes ?

WILL NEW STATE BUDGET SKIRT LAW MEANT TO PROTECT TRANSPORTATION MONEY?

by **Joe Tabor** MAY 29, 2026

Year after year the state budget has diverted money meant for transportation to pay the bills. It's a good bet the fiscal 2027 budget will do it again.

Illinois' sales tax on gas is supposed to go into a "lockbox" for transportation, but lawmakers aren't adhering to that mandate.

For years the state has diverted sales tax revenue on gasoline to fill gaps in the budget, arguably violating the transportation fund lockbox provision in the Illinois Constitution.

Lawmakers show no signs of changing course.

In 2016 Illinoisans overwhelmingly passed the "lockbox" constitutional amendment to prevent transportation-related revenues from going to non-transportation expenses. Article IX, Section 11(a) reads:

No moneys, *including bond proceeds,* ***derived from taxes****, fees, excises, or license taxes* ***relating to registration, title, or operation or use of vehicles****, or related to the use of highways, roads, streets, bridges, mass transit, intercity passenger rail, ports, airports,* ***or to fuels used for propelling vehicles****, or derived from taxes, fees, excises, or license taxes relating to any other transportation infrastructure or transportation operation,* ***shall be expended for purposes other than as provided in subsections (b) and (c)****. (Emphasis added)*

Subsections (b) and (c) list what the money may be used for, including costs for construction, maintenance, repair and improvement of roads, rail or airports and the costs for administering transportation-related laws.

Subsection (d) says the money can't be diverted for other budget purposes:

None of the revenues described in subsection (a) of this Section shall, *by transfer, offset, or otherwise,* ***be diverted to any purpose other than those described in subsections (b) and (c) of this Section.*** *(Emphasis added)*

But in every single annual budget since the amendment passed, part of those revenues have gone to the State Treasury or the General Revenue Fund. Not until fiscal 2022 did the state dedicate even 20% of its share of the sales tax on gas to the Road Fund, with a plan to increase the percentage every year until 100% would go to the Road Fund by fiscal 2026.

Even those increases have been delayed — as the law stands, only 64% of those revenues are deposited into the Road Fund, shifting to 80% into the Transportation Fund and Downstate Transportation Fund beginning in fiscal 2027. Of the funds left over, one fourth goes into the Common School Fund and the other three-fourths go into the General Revenue Fund.

The state has labeled the held-back revenue "delayed transfers," but that would indicate the money is eventually transferred into the lockbox. It's not. It's being used for other purposes,

and it's not clear from recent proposals from Gov. J.B. Pritzker whether the trend will continue.

Defenders of the practice may point to the 2016 ballot summary and lawmaker statements at the time supposedly contradicting the amendment, but it is the text of the amendment that matters.

And while courts will look to ballot summaries and legislative histories to interpret the text, that's only if a law or amendment is ambiguous.

3 of 3

The text of the "lockbox" amendment is not ambiguous.

The Illinois Supreme Court previously ruled that the language "clearly demonstrates an intent by the drafters to encompass the entire swath of proceeds from taxes, fees, excises, and license taxes by using the ... catchall language. Specifically, 'any other' means everything else not already listed."

The court therefore found the amendment "plain and unambiguous."

But for years the state has ignored the plain and unambiguous meaning of the words. Meanwhile, Illinois' roads are rated worse than the national average, with the state seeing a relatively steady decline in road quality since 2015. Yet the General Assembly has continued to arguably unconstitutionally use gas sales tax revenue to close budget gaps.

When lawmakers finalize the budget this session, they should protect that money for transportation-related expenses, as the plain text of the Illinois Constitution requires.

Topics on this page

CONSTITUTION OF ILLINOIS ILLINOIS SUPREME COURT CONSTITUTIONAL LAW

ILLINOIS GENERAL ASSEMBLY SALES TAX

MORE

WIREPOINTS

-- CONNECTING THE DOTS BETWEEN OUR ECONOMY, GOVERNMENT AND BUSINESS --

-- CONNECTING THE DOTS BETWEEN OUR ECONOMY, GOVERNMENT AND BUSINESS --

Gas tax mini-freeze, revenue diversion and competition from Indiana — what does it all mean? – Daily Herald*

June 9, 2026 4 Comments

Instead of cutting the sales tax on gasoline, lawmakers voted to divert $150 million of the extra revenues to the general fund to balance the budget. "What the budget did was essentially acknowledge that those sales tax revenues have been running much higher than initially expected because they directly move with fuel prices," said Paula Worthington, a senior policy adviser with The Civic Foundation. "Some people call it the 'dirty little secret' around inflation and state tax revenues," said Worthington, noting that when prices rise, sales tax revenues follow.

Read the Article

Subscribe

4

'n the discussion

B I U S {} [+]

WIREPOINTS

-- CONNECTING THE DOTS BETWEEN OUR ECONOMY, GOVERNMENT AND BUSINESS --

-- CONNECTING THE DOTS BETWEEN OUR ECONOMY, GOVERNMENT AND BUSINESS --

Illinois set to suspend gas tax hike but sweep $150M in sales taxes – Illinois Policy

June 1, 2026 3 Comments

"Illinois lawmakers will say they gave drivers a break, but the planned suspension of an increase in the gas tax is far outweighed by a plan to use $150 million in additional sales tax revenue from high gas prices to cover the state's budget shortfall."

Read the Article

Subscribe

Join the discussion

3

{} [+]

ign me up for the Wirepoints newsletter.

WIREPOINTS

-- CONNECTING THE DOTS BETWEEN OUR ECONOMY, GOVERNMENT AND BUSINESS --

-- CONNECTING THE DOTS BETWEEN OUR ECONOMY, GOVERNMENT AND BUSINESS --

Pritzker's record: Illinois jobs growth ranks last among big states – Illinois Policy

June 2, 2026 8 Comments

Illinois has added a net of only 9,400 private-sector jobs since JB Pritzker became governor in January 2019. A net 36,600 jobs have been added in state and local government in that time. That total of 46,000 is an increase of only 0.75%, ranking Illinois 44th in the country since Pritzker took over and the lowest growth rate among the 20 largest state job markets.

Read the Article

Subscribe

8 Join the discussion

{} [+]

Sign me up for the Wirepoints newsletter.

1 of 5

PRITZKER'S RECORD: ILLINOIS JOBS GROWTH RANKS LAST AMONG BIG STATES

by **Jon Josko** JUNE 2, 2026

Illinois has added a net of only 9,400 private-sector jobs since the governor took over. es

Illinois has added a net of only 9,400 private-sector jobs since J.B. Pritzker became governor in January 2019.

A net 36,600 jobs have been added in state and local government in that time.

That total of 46,000 is an increase of only 0.75%, ranking Illinois 44th in the country since Pritzker took over and the lowest growth rate among the 20 largest state job markets. The state's growth also lagged its neighbors' overall 2.5%.

Illinois' unemployment rate stood at 5.1% in April, sixth-highest among states. Some 337,000 Illinois residents are looking for work.

2 of 5

Illinois' April unemployment rate No. 6 in U.S.

April unemployment rate of 50 states, seasonally adjusted

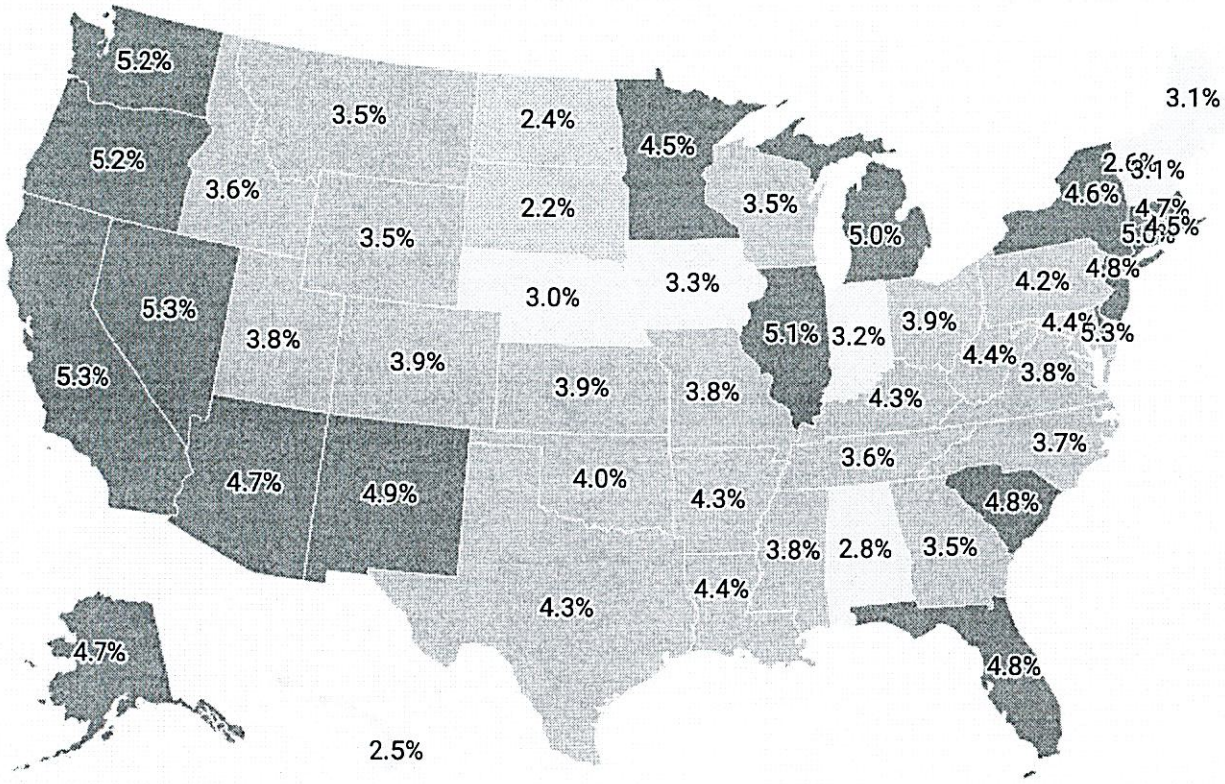

Map: **@Illinoispolicy** • Source: U.S. Bureau of Labor Statistics • Created with Datawrapper

Pritzker's record: Worst job growth among top 20 states

Change in non-farm jobs, top 20 states by total non-farm jobs, January 2019 to April 2026.

3 of 5

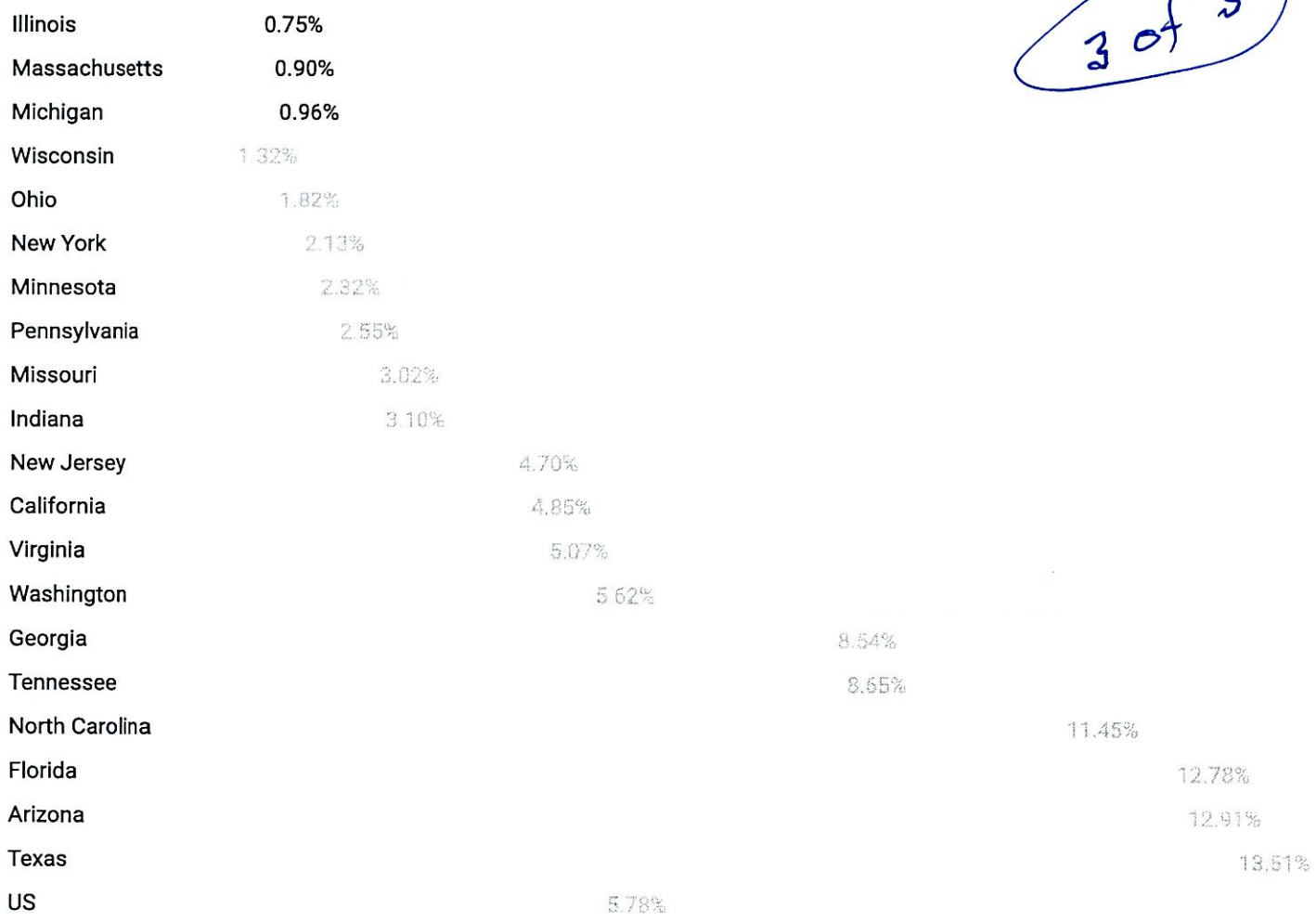

Gov. J.B. Pritzker took office in January 2019.

Chart: **@illinoispolicy** • Source: Bureau of Labor Statistics • Created with Datawrapper

Despite Illinois' low net job growth, several industries showed strong growth, including transportation and utilities, private education and health services. Illinois saw notable job gains in the information sector in the past year, but since January 2019 its jobs have shrunk 8.3%, similar to neighboring states.

Professional and business services jobs have declined by over 50,000.

Illinois job growth strongest in transportation, health, and government

4 of 5

Net jobs gained by industry since January 2019

Industry	Change	%
Total nonfarm	**46,000**	0.75%
Transportation and utilities	37,700	11.77%
Private education and health services	106,300	11.35%
Mining logging construction	19,100	8.10%
State government	8,800	6.12%
Local government	30,400	5.11%
Wholesale trade	−1,900	−0.64%
Other services	−6,000	−2.35%
Leisure and hospitality	−16,100	−2.59%
Federal government	−2,600	−3.29%
Manufacturing	−22,600	−3.82%
Retail trade	−24,400	−4.16%
Financial activities	−21,600	−5.30%
Professional and business services	−53,100	−5.59%
Information	−8,000	−8.31%

Table: **@illinoispolicy** • Source: U.S. Bureau of Labor Statistics • Created with Datawrapper

Illinois' challenging job environment is driven by several fiscal and economic factors.

The state has one of the highest state and local tax burdens in the nation. The state's corporate income tax is third-highest, and its tax code is among the Midwest's least friendly for businesses.

Pritzker has presided over 57 tax and fee hikes, which have cost Illinoisans $77 billion.

Illinois also has one of the most burdensome regulatory environments in the country. The state has added thousands of regulations since Pritzker took office, making it more difficult for people and businesses to grow and create jobs.

Illinois has many advantages, such as its diverse economy, central location and strong infrastructure. To take advantage of that, the state must strengthen its fiscal position, remove regulatory burdens and provide real tax relief — both to workers who are finding it difficult to remain in the state and to job creators desperately trying to stay.

Topics on this page

ILLINOIS **JB PRITZKER** **ECONOMY OF ILLINOIS** **REGULATION** **TAXATION IN THE UNITED STATES**

MORE

5 of 5

1 of 2

ILLINOIS RANKS IN TOP 10 FOR STATE AND LOCAL TAXES

by **Brennan Park** JUNE 3, 2026

The state's residents paid over $8,300, which was 18.5 percent more than the national average.

Illinois had the 10th-highest state and local tax collections per person in fiscal 2023, according to a tax policy nonprofit.

State residents paid an average of $8,339 per capita that year, $1,301 over the national average, data from the Tax Foundation show.

High taxes weigh heavily on households and business competitiveness. Just over 58% of Illinois voters rank taxes as one of the state's top two issues.

Illinois is losing more residents to other places in the country than virtually any other state, ranking third-worst in the country in losses from domestic migration. In the year ending July 1, 2025, more than 40,000 residents moved to other states, with eight of 11 metro areas and more than half the counties in Illinois seeing net outmigration.

1 of 2

Not just residents leave. From 1994 to 2023, Illinois lost over 2,600 businesses, according to federal data, with the highest numbers in the most recent of those years.

Many industries have shown exceptional growth in Illinois. One is construction, which has created 4,000 to 8,000 jobs in the state, in large part because of the boom in AI data centers.

Illinois faces among the highest tax burdens in the nation, businesses leaving, high unemployment and low social mobility. The state should focus on long-term reform that reins in spending and creates an environment in which businesses can thrive. That is the path to a stronger economy in Illinois.

Topics on this page

ILLINOIS **TAX FOUNDATION** **ECONOMIC GROWTH** **INTERNAL MIGRATION** **TAX POLICY**

WIREPOINTS

-- CONNECTING THE DOTS BETWEEN OUR ECONOMY, GOVERNMENT AND BUSINESS --

-- CONNECTING THE DOTS BETWEEN OUR ECONOMY, GOVERNMENT AND BUSINESS --

Property Tax Squeeze: Average U.S. Homeowner Bill Rose 3% in 2025 – Realtor.Com

June 9, 2026 One Comment



"Then, there is Illinois. While valuations in the Prairie State are much lower on average than in Northeast [illegible]s, this Midwest state has the highest effective tax rate at 1.84%. So it's no shocker that Illinois is [illegible] the states revolting."

WIREPOINTS

-- CONNECTING THE DOTS BETWEEN OUR ECONOMY, GOVERNMENT AND BUSINESS --

-- CONNECTING THE DOTS BETWEEN OUR ECONOMY, GOVERNMENT AND BUSINESS --

'Huge loss': Manufacturer to start layoffs in Illinois this month – Peoria Journal Star/Yahoo

June 7, 2026 4 Comments

Dana Incorporated announced plans to close its plant in Robinson, according to the Illinois Department of Commerce and Economic Opportunity. The first layoffs were scheduled to begin June 15 and affect more than 80 employees.

Read the Article

Subscribe

Join the discussion

4

{} [+]

ign me up for the Wirepoints newsletter.

WIREPOINTS

-- CONNECTING THE DOTS BETWEEN OUR ECONOMY, GOVERNMENT AND BUSINESS --

-- CONNECTING THE DOTS BETWEEN OUR ECONOMY, GOVERNMENT AND BUSINESS --

Illinois lawmakers fail to pass Bears bill despite goal line push – Capitol News IL

June 1, 2026 7 Comments

House Speaker Emanuel "Chris" Welch believes the legislature will tackle the stadium question "sooner than later," but not in a special session. But in a statement released minutes later, the Bears said they have no plans to adjust their timeline for deciding on a future home.

Read the Article

Subscribe

Join the discussion

B I U S {} [+]

7

Sign me up for the Wirepoints newsletter.

7 COMMENTS Newest

WIREPOINTS

-- CONNECTING THE DOTS BETWEEN OUR ECONOMY, GOVERNMENT AND BUSINESS --

-- CONNECTING THE DOTS BETWEEN OUR ECONOMY, GOVERNMENT AND BUSINESS --

The Outmigration continues – Eric Allie for Illinois Policy

June 8, 2026 One Comment



Read the Article

1

Subscribe

WIREPOINTS

-- CONNECTING THE DOTS BETWEEN OUR ECONOMY, GOVERNMENT AND BUSINESS --

-- CONNECTING THE DOTS BETWEEN OUR ECONOMY, GOVERNMENT AND BUSINESS --

Aurora lost nearly $1.1M from city bank accounts after employee fell for phone scam – NBC5 (Chicago)

May 22, 2026 2 Comments

A city employee fell for the scam and disclosed "sensitive account information" April 29 when they received a phone call from someone impersonating a bank representative, city officials said.

Read the Article

Subscribe

Join the discussion

2 B I U S {} [+]

gn me up for the Wirepoints newsletter.

2 COMMENTS Newest

Richard,
Pls show Carlos and Jeannie
Back to me.
Thanks
5/21/26

THE
Beacon-News

THURSDAY, MAY 21, 2026 | CHICAGOTRIBUNE.COM/SUBURBS | $2.00

Not as easy as it looks.

Aurora investigating cyberattack

Incident last month led to fraudulent payments from city accounts

By R. Christian Smith
AURORA BEACON-NEWS

The city of Aurora is actively investigating a cyberattack that resulted in fraudulent payments being made from city accounts, according to authorities.

The incident has been confirmed by the Aurora city government, the Aurora Police Department and the FBI, the latter of which said it was aware of the situation but declined to say whether it is investigating due to U.S. Department of Justice policy.

The city discovered the fraudulent activity on April 30, the day after it happened, Aurora Mayor John Laesch said during an interview on Tuesday.

He called it a "very sophisticated cyberattack," but said the city currently believes its internal systems were not compromised.

A "considerable" amount of money was fraudulently transferred from city accounts, according to a city spokesperson. As of Wednesday afternoon, the city had not confirmed a specific number for how much money was transferred.

Laesch similarly declined to give a dollar amount or even a ballpark estimate during the interview.

The Aurora Police Department and other partners are trying to figure out the actual amount, and the city doesn't want to compromise the integrity of the active investigation, the city spokesperson said on Tuesday.

Once Aurora became aware of the fraudulent payments, it took immediate steps to mitigate the impact and begin recovery efforts, according to a statement the city provided to The Beacon-News on Tuesday.

Officials remain hopeful that funds may be recovered as the investigation continues, the statement said, and it noted that the city maintains insurance for incidents like this one.

Aurora has recovered some of the lost funds and will continue working with law enforcement until "all of it or more of it" is recovered, according to Laesch. He would not disclose the specific amount recovered so far.

Specifically, the fraudulent payments were ACH transactions, which according to the federal Consumer Financial Protection Bureau is an electronic transfer of money between banks and credit unions. Businesses often allow the payment of bills through ACH transactions, which requires handing over a bank account number and routing number, the bureau notes on its website.

When asked if disciplinary action has been brought against any employees because of what happened, Laesch said on Tuesday that he couldn't comment since it was still being investigated.

Because of the active investigation involving law enforcement and cybersecurity professionals, there are limits to the amount of information around operations and personnel that can be released at the moment, according to the city's statement.

"Accordingly, we are not commenting on specific departmental details, investigative findings, personnel matters, or other aspects of the ongoing investigative process," city officials said in the

See **ATTACK** on Page A2

THE
Beacon-News

FRIDAY, MAY 22, 2026 | CHICAGOTRIBUNE.COM/SUBURBS | $2.00

NOT as easy as it looks.



Aurora City Hall is at 44 E. Downer Place in downtown Aurora. According to a statement the city of Aurora sent The Beacon-News on Thursday, nearly $1.1 million was lost from the city's bank accounts late last month because a city employee fell for a deceptive phone call.
R. CHRISTIAN SMITH/THE BEACON-NEWS

Officials: Phone scam caused Aurora to lose nearly $1.1M from city bank accounts

By R. Christian Smith
AURORA BEACON-NEWS

Nearly $1.1 million was lost from the city of Aurora's bank accounts late last month because a city employee fell for a deceptive phone call, officials say.

After questions from The Beacon-News, Aurora released limited information about the incident earlier this week. Since then, city officials have confirmed additional details about what has been called a cyber attack.

The "social engineering fraud scheme" is currently being investigated by the city, law enforcement and outside cybersecurity experts, according to a statement Aurora sent The Beacon-News on Thursday.

Early findings of the investigation show that, on April 29, a city employee received a phone call from someone impersonating a bank representative, city officials said in the statement.

"The caller used deceptive tactics to appear legitimate, establish trust, and create a false sense of urgency, ultimately prompting the employee to disclose sensitive account information," the statement said.

Aurora Mayor John Laesch called the incident a "very sophisticated cyber attack" when he

See **SCAM** on Page A2

SCAM

from Page A1

spoke to The Beacon-News on Tuesday. When asked if disciplinary action had been brought against any employees because of what happened, he said that he couldn't comment since the situation was still under investigation.

Despite the fraudulent transfer of nearly $1.1 million from city payroll bank accounts, city officials have said there is currently no evidence the city's network or other data systems were compromised.

Aurora is still waiting to receive the results of its financial institution's forensic audit to see whether any employee data stored on its systems might have been impacted, the city's statement on Thursday said. City employees are expected to be notified if any of their information is found to have been affected.

There's currently no evidence that any resident data was compromised, city officials confirmed.

When Aurora discovered the incident, it notified law enforcement and the city's financial institution, activated response procedures and hired outside cybersecurity experts to help with the investigation, according to the city's recent statement.

The city found out about the situation the day after it happened, Laesch has said, but information wasn't released to the public because of the ongoing investigation.

The FBI has confirmed that it is aware of the incident but declined to say whether it is investigating due to U.S. Department of Justice policy.

The Aurora Police Department replied to questions from The Beacon-News earlier this week by confirming that "a reported incident" involving the city was under investigation, but a spokesperson said that more information was not available because of the "active and ongoing nature of the investigation."

Similarly, city officials have repeatedly declined to provide more information because the investigation into the incident is still ongoing. It its most recent statement, Aurora noted that additional updates would be provided "when appropriate and in a way that protects the integrity of the investigation."

Before Thursday, the city had also declined to give the dollar amount that was lost during the incident, except to say that it was a "considerable" amount, and had declined to discuss the nature of the attack beyond stating that fraudulent payments had been made through ACH transactions.

According to the federal Consumer Financial Protection Bureau, an ACH transaction is an electronic transfer of money between banks and credit unions. Businesses often allow the payment of bills through ACH transactions, which requires handing over a bank account number and routing number, the bureau notes on its website.

Law enforcement agencies are working closely with financial institutions to recover a portion of the funds, and city leadership continues to work with various partners to identify those responsible and work towards options for the full recovery of funds, city officials said in the statement from Thursday.

Aurora has recovered some of the lost funds and will continue working with law enforcement until "all of it or more of it" is recovered, Laesch said on Tuesday. He would not disclose the specific amount recovered so far.

Since these types of attacks are becoming more common nationwide, the city has insurance coverage to help mitigate against financial losses of this kind, according to the recent statement.

"Cybercriminals are increasingly using sophisticated tactics that exploit trust and create urgency, making these types of scams a growing challenge for both public and private organizations," the statement said. "The city takes its responsibility to protect public resources seriously and appreciates the cooperation and support of staff, financial institutions, and law enforcement agencies as this matter continues to be addressed."

The city plans to continue working on its internal procedures, security measures and employee training programs to strengthen protections and help prevent incidents in the future, city officials said.

Aurora is currently contracted for cyber-security-related services with NuHarbor Security, Inc., which was selected by the city towards the end of last year. City Council also approved the cybersecurity training course KnowBe4 for employees at around the same time.

The city holds internal training and phishing exercises that staff have to go through, according to Laesch. A city spokesperson said those trainings happen regularly.

rsmith@chicagotribune.com

WIREPOINTS

-- CONNECTING THE DOTS BETWEEN OUR ECONOMY, GOVERNMENT AND BUSINESS --

1 of 14

-- CONNECTING THE DOTS BETWEEN OUR ECONOMY, GOVERNMENT AND BUSINESS --

Chicago police officer beaten with brass knuckles, teeth knocked out in McKinley Park attack – CBS2 (Chicago)

May 21, 2026 11 Comments

Officer Kevin Mangan had responded to a location where three people had pulled up and blocked an ambulance from leaving a separate scene in McKinley Park. When Mangan started writing that ticket, police said a 30-year-old woman started banging on a squad car. Then she and a 33-year-old man attacked Mangan.

Read the Article

"When Chicago sneezes, Northern Illinois catches a cold."

Subscribe

11 Join the discussion

{} [+]

Sign me up for the Wirepoints newsletter.

WIREPOINTS

-- CONNECTING THE DOTS BETWEEN OUR ECONOMY, GOVERNMENT AND BUSINESS --

2 of 14

-- CONNECTING THE DOTS BETWEEN OUR ECONOMY, GOVERNMENT AND BUSINESS --

Jose Medina, charged in Chicago shooting death of Loyola student, found with weapon in jail, sheriff says – CBS2 (Chicago)

May 29, 2026 One Comment

Friday, the Cook County State's Attorney's Office approved a felony charge of possession of contraband in a penal institution Friday. Jail staff found a 6-inch sharpened piece of metal with a handle made of medical tape in his pants pocket. Medina already faces first-degree murder, attempted first-degree murder, aggravated assault and weapons charges in Sheridan Gorman's death.

Read the Article

Subscribe

Join the discussion

Sign me up for the Wirepoints newsletter.

1 COMMENT Newest

Hello, Inc 1 day ago

Watch for a motion to put this piece of trash on ankle monitor and be released because the jail, as one judge has said,"is more dangerous than a Federal/ State prison.".

WIREPOINTS

-- CONNECTING THE DOTS BETWEEN OUR ECONOMY, GOVERNMENT AND BUSINESS --

3 of 14

-- CONNECTING THE DOTS BETWEEN OUR ECONOMY, GOVERNMENT AND BUSINESS --

Suspected bank robber killed during shootout with FBI was on felony pretrial release – CWB Chicago

May 29, 2026 3 Comments

Read the Article

Subscribe

Join the discussion

3

B I {} [+]

Sign me up for the Wirepoints newsletter.

WIREPOINTS

-- CONNECTING THE DOTS BETWEEN OUR ECONOMY, GOVERNMENT AND BUSINESS --

4 of 14

-- CONNECTING THE DOTS BETWEEN OUR ECONOMY, GOVERNMENT AND BUSINESS --

18 shot, 3 killed in weekend gun violence across Chicago – ABC7 (Chicago)

June 1, 2026 5 Comments

Read the Article

Subscribe

Join the discussion

B I U S {} [+]

Sign me up for the Wirepoints newsletter.

5 COMMENTS Newest

..ke 18 hours ago

Those are rookie numbers

WIREPOINTS

-- CONNECTING THE DOTS BETWEEN OUR ECONOMY, GOVERNMENT AND BUSINESS --

5 of 14

-- CONNECTING THE DOTS BETWEEN OUR ECONOMY, GOVERNMENT AND BUSINESS --

Chicago Sees Fewest May Homicides in Decades, But Shootings Remain Ahead of Last Year's Pace – WTTW (Chicago)

June 5, 2026 One Comment

According to the Chicago Police Department, there were 36 homicides throughout last month, two fewer than were recorded during May 2025. Last month's total was fewer than any other May in Chicago since 2007, when there were 35 homicides recorded, per CPD data. But the number of shootings (127) and shooting victims (165) in May were up 1 percent and 4 percent, respectively over last year.

Read the Article

Subscribe

Join the discussion

1

{} [+]

Sign me up for the Wirepoints newsletter.

WIREPOINTS

-- CONNECTING THE DOTS BETWEEN OUR ECONOMY, GOVERNMENT AND BUSINESS --

6 of 14

-- CONNECTING THE DOTS BETWEEN OUR ECONOMY, GOVERNMENT AND BUSINESS --

Chicago Ald. Pat Dowell blasts parents after 7 teens hurt in Bronzeville shootings – NBC5 (Chicago)

June 7, 2026 3 Comments

"We need to ask ourselves as the adults in the community: Where are their parents? Where are the role models? Why are children out at night when, quite honestly, they should be home and in bed? How are we failing our youth? Parents must be accountable," she said in the letter.

Read the Article

Subscribe

Join the discussion

3

{} [+]

ign me up for the Wirepoints newsletter.

Watch 24/7

7 of 14

BRONZEVILLE

Chicago alderperson blasts parents after 7 teens hurt in Bronzeville shootings

No arrests have been made in either of the shootings

By NBC Chicago Staff • Published June 7, 2026 • Updated on June 7, 2026 at 3:11 pm

Log in or create a free profile to save articles

Joe Amigleo/NBC Chicago

A member of the Chicago City Council is calling on a community to step up and take responsibility after seven teens were hurt in separate shootings.

Watch 24/7

night and Sunday morning, and in a letter to her constituents Ald. Pat Dowell criticized parents for not taking accountability for the actions of their children.

8 of 14

Stream NBC 5 for free, 24/7, wherever you are.

WATCH HERE

While Chicago police did not report that either shooting was related to a recent rise in so-called "teen takeovers" in different parts of the city and suburbs, Dowell cited the behavior at gatherings as evidence that parents need to step up and help to lead their children to better choices.

"We need to ask ourselves as the adults in the community: Where are their parents? Where are the role models? Why are children out at night when, quite honestly, they should be home and in bed? How are we failing our youth? Parents must be accountable," she said in the letter.

Dowell went on to say businesses that host large gatherings of teens need to help maintain order, and said those that fail to do so should be shuttered.

"The attention our young people seek must be found first in the home. Businesses that are complicit in hosting these events must be held responsible and, if necessary, closed," she said.

The first of the two shootings took place in the 4500 block of South Prairie at approximately 9:39 p.m. when an unknown assailant opened fire, striking four children.

Local

53 MINUTES AGO

Illinois lawmaker to reveal new plan in effort to keep Bears out of Indiana

10 HOURS AGO

1 killed, 3 injured in Austin shooting: Chicago police

Two 13-year-olds, a 12-year-old and a 14-year-old were wounded in the shooting. All were hospitalized in good or fair condition.

9 of 14

according to Chicago police.

Chicago firefighters found two victims at the scene. A third was discovered at an area hospital, police said.

An 18-year-old woman was shot in the abdomen and was listed in critical condition.

A 19-year-old was shot in the right hand, and another adult was shot in the left shoulder. Both were in good condition, according to police.

No suspects are in custody in either of the shootings, and investigations remain underway.

Chicago lawmakers and activists have been trying to work out ways to ensure large gatherings of teens remain peaceful, with some floating the idea of citing or arresting parents whose children commit acts of violence at such gatherings.

Curfew changes have also been floated, though that measure has met at least some resistance.

This article tagged under:

BRONZEVILLE

$240 - JOSS & MAIN | SPONSORED

Sabine Metal Rounded Rectangle Wall Mirror

$249 - JOSS & MAIN | SPONSORED

Canonbury Round Scalloped Wooden Wall Mirror

$299 - BIRCH LANE | SPONSORED

Elo 1 - Light Cone Pendant

$119 - JOSS & MAIN | SPONSORED

13 of 14

WIREPOINTS

-- CONNECTING THE DOTS BETWEEN OUR ECONOMY, GOVERNMENT AND BUSINESS --

-- CONNECTING THE DOTS BETWEEN OUR ECONOMY, GOVERNMENT AND BUSINESS --

21 shot, 3 fatally, in weekend gun violence across Chicago – ABC7 (Chicago)

June 8, 2026 3 Comments

Read the Article

Subscribe

Join the discussion

B I U S {} [+]

Sign me up for the Wirepoints newsletter.

3 COMMENTS Newest

.koterzar 22 hours ago

Yep – This is society's fault. It is society's responsibility to put up with and adapt to the criminal's reality because after all, most of Chicago and Illinois is racist and cause this

WIREPOINTS

-- CONNECTING THE DOTS BETWEEN OUR ECONOMY, GOVERNMENT AND BUSINESS --

11 of 14

-- CONNECTING THE DOTS BETWEEN OUR ECONOMY, GOVERNMENT AND BUSINESS --

Four dead and 29 shot in Chicago weekend violence as leaders tout crime progress – FOX News

June 8, 2026 3 Comments

Friday, Chicago Mayor Brandon Johnson posted on social media, in part, "We refuse to accept any level of violence as normal. But we are encouraged, especially on Gun Violence Awareness Day, of the progress Chicago is making in driving down crime. My administration will continue strengthening community violence intervention, coordinated responses to crime, and increased investment in our young people."

Read the Article

Subscribe

3

Join the discussion

B I U S {} [+]

13 of 14

WIREPOINTS

-- CONNECTING THE DOTS BETWEEN OUR ECONOMY, GOVERNMENT AND BUSINESS --

-- CONNECTING THE DOTS BETWEEN OUR ECONOMY, GOVERNMENT AND BUSINESS --

13-year-old shot four victims at large youth gathering in Bronzeville, police say – CWB Chicago

June 8, 2026 2 Comments

More than 100 people, most of them teenagers and some preteens, had gathered around 9 p.m. Saturday when the crowd began spilling into traffic. Officers moved in to contain and disperse the gathering, but the situation became increasingly disorderly, with people fighting, jumping on vehicles, and setting off fireworks, according to witnesses and video from the scene.

Read the Article

Subscribe

2 Join the discussion

{} [+]

Sign me up for the Wirepoints newsletter.

WIREPOINTS

-- CONNECTING THE DOTS BETWEEN OUR ECONOMY, GOVERNMENT AND BUSINESS --

13 of 14

-- CONNECTING THE DOTS BETWEEN OUR ECONOMY, GOVERNMENT AND BUSINESS --

Man on electronic monitoring for CTA sex cases accused of sexually attacking woman on Orange Line in the Loop – CWB Chicago

June 8, 2026 One Comment

News of the arrest comes one day before a special Chicago City Council hearing that hopes to glean answers from Cook County officials about ongoing concerns regarding the handling of criminal warrants, orders of protection, and the county's electronic monitoring programs.

Read the Article

Subscribe

1 Join the discussion

{} [+]

Sign me up for the Wirepoints newsletter.

WIREPOINTS

-- CONNECTING THE DOTS BETWEEN OUR ECONOMY, GOVERNMENT AND BUSINESS --

14 of 14

-- CONNECTING THE DOTS BETWEEN OUR ECONOMY, GOVERNMENT AND BUSINESS --

At least 19 shot, 6 fatally, in weekend gun violence across Chicago – ABC7 (Chicago)

June 15, 2026 One Comment

Read the Article

Subscribe

Join the discussion

B I U S {} [+]

Sign me up for the Wirepoints newsletter.

1 COMMENT Newest

Living Soon, just not soon enough 3 hours ago

No arrests.

WIREPOINTS

-- CONNECTING THE DOTS BETWEEN OUR ECONOMY, GOVERNMENT AND BUSINESS --

-- CONNECTING THE DOTS BETWEEN OUR ECONOMY, GOVERNMENT AND BUSINESS --

Campaign to Win, Govern to Cooperate: The $50 Billion Question Candidates Must Answer – Chicago Contrarian : Source

June 5, 2026 No Comments

"High school student Leo Fiascone: "Illinois captures roughly 80 cents back in federal outlays for every dollar sent. ... Rather, if our political leadership simply stopped treating the federal government as an ideological punching bag and successfully worked toward a break-even balance of payments, the extra $30 to $50 billion annually – an amount that approaches the entire State of Illinois's annual general fund budget – would result in a transformative windfall statewide, and for Chicagoans."

Read the Article

If a young man in high school can recognize proper ("productive") political conduct, how is it that the super-majority party of incumbents in Illinois can not ... ??
You don't like to hear it, but it's that obvious.

Subscribe

Be the First to Comment!

B I U S {} [+]

STATE OF ILLINOIS)
SS.
COUNTY OF KANE)

REPORT NO. TMP-26-823

MONTHLY REPORT

COUNTY OF KANE

Office of the Kane County Auditor

Penny Wegman
Kane County Auditor

719 South Batavia Ave.
Building A
Geneva, Illinois 60134-3077
Phone: (630) 232-5915
WegmanPenny@KaneCountyIL.gov

June 24th, 2026
Finance and Budget Committee Report

Announcements from the Auditor's Office

- Kane County Auditor's Hotline – This is a reminder that we have an Audit Hotline used for reporting fraud, waste or abuse and all information can be submitted anonymously and will remain confidential.
  - (630) 23-AUDIT (630-232-8348) or AuditorHotline@KaneCountyIL.gov

- The Procurement Card Business Purpose Audit for the April 2026 statement is available at http://www.kanecountyauditor.com/
  - Missing receipt affidavits: 4
  - Resolved affidavits: -0-

- Procurement Card Top 10 Vendor Report is included in the packet.

- The Accounts Payable Activity Report for May 2026 is included in the packet.

- The Auditor's Quarterly Financial Report for the second quarter of 2026 which ended May 31st, 2026, has been circulated and is on the County Auditor's website.

Accounts Payable Claims Paid Report

The Accounts Payable Claims Paid Report for May 2026 details the 2,099 payments *(including any voided and re-issued checks)* which were processed, resulting in net payments of $11,175,706.25.

The detailed report is included in the agenda packet.

OFFICE OF THE KANE COUNTY AUDITOR

Penny Wegman, Kane County Auditor

May 2026 Statement
Procurement Card Top 10 Vendor Report

Porfirio Lara
Chief Deputy Auditor

Emma Saveley
Staff Auditors

Dalia Samak
Accounts Payable Specialist

719 S. Batavia Ave, Geneva, IL 60134
(630) 232-5915

OFFICE OF THE KANE COUNTY AUDITOR

Penny Wegman, Kane County Auditor

TOP 10 VENDORS - May 2026 STATEMENT

Rank	Vendor	Total Spent
1	AMAZON	$22,313.13
2	THE VENETIAN RESORT	$9,527.63
3	ADOBE	$8,915.50
4	DELL TECHNOLOGIES	$7,124.40
5	UNITED AIRLINES	$6,913.88
6	STANDARD AUTO LIFT & EQUIPMENT	$6,314.95
7	BERLA CORPORATION	$5,000.00
8	WYNDHAM	$4,874.08
9	HOME DEPOT	$4,612.45
10	MOPEC	$4,589.81

AMAZON
THE VENETIAN RESORT
ADOBE
DELL TECHNOLOGIES
UNITED AIRLINES
STANDARD AUTO LIFT & EQUIPMENT/ Equipment Parts & Supplies
BERLA CORPORATION/ Registration - IVE Vehicle System Forensics
WYNDHAM
HOME DEPOT
MOPEC/ Operating Supplies

OFFICE OF THE KANE COUNTY AUDITOR

Penny Wegman, Kane County Auditor

May 2026
Accounts Payable Activity Report

Porforio Lara
Chief Deputy Auditor

Emma Saveley
Staff Auditor

Dalia Samak
Accounts Payable Specialist

719 S. Batavia Ave, Geneva, IL 60134
(630) 232-5915

Overview

Illinois Compiled Statutes Chapter 55 Act 5, Section 3 – 1005 (Duties of Auditor) indicate one of the Auditor's duties is an Audit of all claims against the county and recommend either the payment of or rejection of all claims presented.

Claims are submitted to the Auditor's Office by the various County Departments after the various Departments process and approve them for payment. Claims are reviewed and approved on a bi-weekly basis. The Kane County Auditor approves the bi-weekly schedule of expenditures for payment by the County Treasurer, subject to the County Treasurer's determination that the cash balance in each particular fund is sufficient for payment of the listed expenditures. Claims are reviewed for accuracy and completeness.

Claims may be for goods and services, reimbursements, or payments to entities that rely on funding from the County for their operations. Claims also include purchases made utilizing the County Purchase Card and Employee's Personal Expense Vouchers.

Each invoice presented by a vendor for payment must be clear and accurate, be free from mathematical and quantity errors and contain the following elements to facilitate efficient and effective payment processing: ***(This list is not all inclusive as contractual provisions or other requirements/circumstances may require additional information be provided)***

- Purchase follows Financial Policies and has Proper Approvals
- Name of vendor and "Remit To" address
- Vendor invoice number and date
- Description of goods/services delivered
- Quantity and unit price of item
- Extension on each line item
- Total amount due
- Payment due date
- Supporting documentation including detailed itemized receipts for all vendor or reimbursement requests

Invoices missing any required element are returned to the requesting departments for correction along with an email explaining the reason for the return.

May 2026 Activity

May 2026 included two (2) check dates:

- May 4th
- May 18th

The Auditor's Office approved the following number of invoices and total dollars for May 2026:

Payment Cycle	Normal Invoices	P-Card Invoices	Total Invoices	Total Dollar
5/4/2026	854	0	854	$5,506,662.15
5/18/2026	838	643	1,481	$5,298,726.99
Special Run(s)	15	0	15	$1,751,324.26
May Total	**1,707**	**643**	**2,350**	**$12,556,713.40**

Total amounts listed may include "Voided" invoices

During May 2026, the Auditor's Office returned approximately 3.40% of the 2,350 claims submitted for payment, to the County Departments for correction.

Below is the summary of the Reasons for the Invoice Returns:

Number of Invoices Returned				
Reason for Invoice Return	**5/4/2026**	**5/18/2026**	**Special Run(s)**	**May Total**
Incorrect Calculations	1	0	0	**1**
Incorrect Invoice #	4	14	0	**18**
Incorrect Invoice Date	8	5	0	**13**
Incorrect Remit Address	4	4	0	**8**
Invoice not attached	1	0	0	**1**
More support needed	3	4	0	**7**
Other	5	14	0	**19**
Total incorrect	11	2	0	**13**
Grand Total	**37**	**43**	**0**	**80**

Fiscal Year 2026 To Date

The Auditor's Office approved the following number of invoices and total dollars in Fiscal Year (FY) 2026:

Month	Check Pay Dates	Normal Invoices	P-Card Invoices	Total Invoices	Total Dollar
December 2025	3	2,713	633	3,346	$ 30,883,728.47
January 2026	2	1,467	540	2,007	$ 15,747,132.46
February 2026	2	1,537	570	2,107	$ 11,564,256.24
March 2026	2	1,659	620	2,279	$ 12,294,234.16
April 2026	2	1,739	668	2,407	$ 12,340,436.15
May 2026	2	1,707	643	2,350	$ 12,556,713.40
FY 2026 Total	**13**	**10,822**	**3,674**	**14,496**	**$ 95,386,500.88**

During Fiscal Year 2026 (6 Month Total), the Auditor's Office returned approximately 5.06% of the 14,496 claims submitted for payment, to the County Departments for correction.

OFFICE OF THE KANE COUNTY AUDITOR

Penny Wegman, Kane County Auditor

County Auditor's Quarterly Financial Report – 2nd Quarter 2026

Porfirio Lara
Chief Deputy Auditor

Emma Saveley
Staff Auditors

Dalia Samak
Accounts Payable Specialist

719 S. Batavia Ave, Geneva, IL 60134
(630) 232-5915

Penny Wegman
Kane County Auditor

719 South Batavia Ave.
Building A
Geneva, Illinois 60134-3077
Phone: (630) 232-5915
WegmanPenny@KaneCountyIL.gov

TO:	Madam Chair, Corinne Pierog Members of the Kane County Board
FROM:	Penny Wegman, Kane County Auditor
SUBJECT:	Quarterly Financial Report, Second Quarter FY 2026

In accordance with Chapter 55, Act 5, Section 3-1005, Illinois Compiled Statutes, the following Quarterly Financial Report of the financial operations of Kane County for the second quarter of fiscal year 2026, is presented.

The report presents a comparison of actual and anticipated revenues, as well as information regarding the amount of appropriations and expenditures for all funds of Kane County.

Additionally, this report provides a comprehensive overview of the County's expenditures and revenues, organized by department and corresponding fund(s), and presented through three distinct reports.

> The Expenditures Summary section is organized by department and their associated funds, with the total percentage of the budget utilized displayed. Variances exceeding expected thresholds for the current quarter are highlighted in red to indicate significant deviations. Quarterly benchmarks are as follows: 1st Quarter – 25%, 2nd Quarter – 50%, 3rd Quarter – 75%, and 4th Quarter – 100%.

The Expenditures Detail section includes the same organizational structure as the summary report but provides a more granular breakdown of expenditures by specific expense categories (e.g., Commodities, Personnel Services, etc.). This section also displays the percentage of budget utilized, with variances exceeding the expected quarterly benchmarks highlighted in red, consistent with the thresholds outlined above.

The Revenues Summary section is similarly organized by department and corresponding funds, with the total percentage of revenue received displayed. Revenues falling below expected thresholds for the current quarter are highlighted in red. Quarterly benchmarks are consistent with those applied to expenditures: 1st Quarter – 25%, 2nd Quarter – 50%, 3rd Quarter – 75%, and 4th Quarter – 100%.

Figures presented in the Report are obtained from the County's Enterprise Resource Planning Financial system and as such may reflect accounting adjustments, reclassifications and modifications for presentation purposes. Information utilized to prepare the attached report was prepared prior to any final adjustments and therefore, changes to these amounts may be possible.

Kane County Expenditure Report - Summary

12/01/2025 - 5/31/2026

Through May 31st, 2026 (50% YTD)

	Current Month Transactions	Total Amended Budget	YTD Actual Transactions	YTD Encumbrances	Committed Budget	Total % Used
010 - County Board	$ 181,929	$ 12,873,709	$ 5,118,298	$ 177,374	$ 5,295,672	41.1%
Fund 001 - General Fund	$ 90,869	$ 1,231,515	$ 563,899	$ 145,065	$ 708,963	57.6%
Fund 120 - Grand Victoria Casino Elgin	$ 91,060	$ 5,239,437	$ 4,361,385	$ -	$ 4,361,385	83.2%
Fund 430 - Farmland Preservation	$ -	$ 6,402,757	$ 74,951	$ 32,310	$ 107,261	1.7%
Fund 491 - Tax Sale Purchase	$ -	$ -	$ 118,063	$ -	$ 118,063	N/A
040 - Finance	$ 120,068	$ 1,319,738	$ 701,934	$ 151,480	$ 853,414	64.7%
Fund 001 - General Fund	$ 112,056	$ 1,316,703	$ 652,048	$ 151,480	$ 803,528	61.0%
Fund 120 - Grand Victoria Casino Elgin	$ 8,012	$ 3,035	$ 49,886	$ -	$ 49,886	1643.7%
060 - Information Technologies	$ 606,368	$ 7,558,587	$ 4,376,203	$ 250,953	$ 4,627,156	61.2%
Fund 001 - General Fund	$ 296,373	$ 4,902,414	$ 1,951,674	$ 24,092	$ 1,975,767	40.3%
Fund 101 - Geographic Information Systems	$ 112,687	$ 2,324,673	$ 1,095,064	$ 181,641	$ 1,276,705	54.9%
Fund 385 - IL Counties Information Mgmt	$ 241	$ -	$ 241	$ -	$ 241	N/A
Fund 390 - Web Technical Services	$ 16,291	$ 331,500	$ 157,777	$ 45,220	$ 202,997	61.2%
Fund 705 - 911 Emergency Surcharge	$ 729	$ -	$ 34,173	$ -	$ 34,173	N/A
Fund 708 - Wireless 911	$ 180,049	$ -	$ 1,137,274	$ -	$ 1,137,274	N/A
080 - Building Management	$ 623,884	$ 7,249,001	$ 3,608,561	$ 224,419	$ 3,832,979	52.9%
Fund 001 - General Fund	$ 623,884	$ 7,249,001	$ 3,608,561	$ 224,419	$ 3,832,979	52.9%
120 - Human Resource Management	$ 222,408	$ 5,736,435	$ 3,711,461	$ -	$ 3,711,461	64.7%
Fund 001 - General Fund	$ 19,309	$ 252,993	$ 120,087	$ -	$ 120,087	47.5%
Fund 010 - Insurance Liability	$ 203,099	$ 5,482,141	$ 3,591,374	$ -	$ 3,591,374	65.5%
Fund 246 - Employee Events Fund	$ -	$ 1,301	$ -	$ -	$ -	0.0%
140 - County Auditor	$ 22,877	$ 387,607	$ 155,297	$ -	$ 155,297	40.1%
Fund 001 - General Fund	$ 22,877	$ 381,107	$ 148,300	$ -	$ 148,300	38.9%
Fund 020 - The Stipend Fund	$ -	$ 6,500	$ 6,997	$ -	$ 6,997	107.7%

Kane County Expenditure Report - Summary

12/01/2025 - 5/31/2026

Through May 31st, 2026 (50% YTD)

	Current Month Transactions	Total Amended Budget	YTD Actual Transactions	YTD Encumbrances	Committed Budget	Total % Used
150 - Treasurer/Collector	$ 79,835	$ 1,465,986	$ 606,787	$ 55	$ 606,841	41.4%
Fund 001 - General Fund	$ 66,359	$ 1,078,276	$ 496,756	$ 55	$ 496,810	46.1%
Fund 020 - The Stipend Fund	$ 6,997	$ 6,500	$ 6,997	$ -	$ 6,997	107.7%
Fund 150 - Tax Sale Automation	$ 6,479	$ 278,210	$ 12,285	$ -	$ 12,285	4.4%
Fund 268 - Sale & Error	$ -	$ 103,000	$ 89,840	$ -	$ 89,840	87.2%
Fund 762 - Unclaimed Funds	$ -	$ -	$ 909	$ -	$ 909	N/A
170 - Supervisor of Assessments	$ 85,225	$ 1,222,362	$ 537,779	$ 9,136	$ 546,915	44.7%
Fund 001 - General Fund	$ 85,225	$ 1,219,362	$ 534,549	$ 9,136	$ 543,686	44.6%
Fund 020 - The Stipend Fund	$ -	$ 3,000	$ 3,230	$ -	$ 3,230	107.7%
190 - County Clerk	$ 225,950	$ 6,137,053	$ 2,226,904	$ 4,724	$ 2,231,627	36.4%
Fund 001 - General Fund	$ 221,253	$ 5,878,776	$ 2,190,227	$ 4,724	$ 2,194,951	37.3%
Fund 020 - The Stipend Fund	$ -	$ 6,500	$ -	$ -	$ -	0.0%
Fund 160 - Vital Records Automation	$ 4,697	$ 229,180	$ 36,676	$ -	$ 36,676	16.0%
Fund 161 - Election Equipment Fund	$ -	$ 22,597	$ -	$ -	$ -	0.0%
210 - Recorder	$ 64,543	$ 1,684,960	$ 824,856	$ -	$ 824,856	49.0%
Fund 001 - General Fund	$ 51,435	$ 712,403	$ 322,305	$ -	$ 322,305	45.2%
Fund 020 - The Stipend Fund	$ -	$ 6,500	$ -	$ -	$ -	0.0%
Fund 170 - Recorder's Automation	$ 13,108	$ 966,057	$ 502,551	$ -	$ 502,551	52.0%
230 - Regional Office of Education	$ 43,919	$ 398,262	$ 203,308	$ -	$ 203,308	51.0%
Fund 001 - General Fund	$ 43,919	$ 398,262	$ 203,308	$ -	$ 203,308	51.0%
240 - Judiciary and Courts	$ 327,421	$ 4,407,298	$ 1,838,235	$ -	$ 1,838,235	41.7%
Fund 001 - General Fund	$ 314,667	$ 4,171,199	$ 1,764,807	$ -	$ 1,764,807	42.3%
Fund 195 - Children's Waiting Room	$ 12,565	$ 212,001	$ 73,239	$ -	$ 73,239	34.5%
Fund 196 - D.U.I.	$ -	$ 17,650	$ -	$ -	$ -	0.0%
Fund 197 - Foreclosure Mediation Fund	$ -	$ 3,362	$ -	$ -	$ -	0.0%
Fund 492 - Marriage Fees	$ 189	$ 3,086	$ 189	$ -	$ 189	6.1%
250 - Circuit Clerk	$ 452,250	$ 8,569,086	$ 2,820,373	$ 10,614	$ 2,830,987	33.0%
Fund 001 - General Fund	$ 316,877	$ 4,997,491	$ 1,980,209	$ -	$ 1,980,209	39.6%
Fund 200 - Court Automation	$ 63,697	$ 1,645,382	$ 396,691	$ 5,814	$ 402,505	24.5%
Fund 201 - Court Document Storage	$ 33,154	$ 854,237	$ 157,618	$ -	$ 157,618	18.5%
Fund 202 - Child Support	$ 5,796	$ 158,460	$ 40,098	$ -	$ 40,098	25.3%
Fund 203 - Circuit Clerk Admin Services	$ 26,018	$ 547,913	$ 164,061	$ -	$ 164,061	29.9%
Fund 204 - Circuit Clk Electronic Citation	$ 6,707	$ 259,247	$ 69,697	$ -	$ 69,697	26.9%
Fund 205 - Circuit Ct Clerk Op and Admin	$ -	$ 106,356	$ 12,000	$ 4,800	$ 16,800	15.8%

Kane County Expenditure Report - Summary

12/01/2025 - 5/31/2026

Through May 31st, 2026 (50% YTD)

	Current Month Transactions	Total Amended Budget	YTD Actual Transactions	YTD Encumbrances	Committed Budget	Total % Used
300 - State's Attorney	$ 1,454,991	$ 19,398,484	$ 9,007,310	$ 7,289	$ 9,014,599	46.5%
Fund 001 - General Fund	$ 949,060	$ 11,899,616	$ 5,909,404	$ 7,289	$ 5,916,692	49.7%
Fund 010 - Insurance Liability	$ 229,324	$ 2,900,523	$ 1,283,396	$ -	$ 1,283,396	44.2%
Fund 220 - Title IV-D	$ 60,645	$ 907,789	$ 402,317	$ -	$ 402,317	44.3%
Fund 221 - Drug Prosecution	$ 15,745	$ 340,279	$ 83,529	$ -	$ 83,529	24.5%
Fund 222 - Victim Coordinator Services	$ 19,861	$ 396,540	$ 123,206	$ -	$ 123,206	31.1%
Fund 223 - Domestic Violence	$ 10,485	$ 211,024	$ 65,775	$ -	$ 65,775	31.2%
Fund 225 - Auto Theft Task Force	$ -	$ 1,413	$ -	$ -	$ -	0.0%
Fund 226 - Weed and Seed	$ -	$ 10,000	$ -	$ -	$ -	0.0%
Fund 230 - Child Advocacy Center	$ 161,086	$ 2,465,874	$ 1,005,737	$ -	$ 1,005,737	40.8%
Fund 231 - Equitable Sharing Program	$ -	$ 1,413	$ -	$ -	$ -	0.0%
Fund 232 - State's Atty Records Automation	$ -	$ 17,825	$ -	$ -	$ -	0.0%
Fund 233 - Bad Check Restitution	$ -	$ 1,413	$ -	$ -	$ -	0.0%
Fund 234 - Drug Asset Forfeiture	$ -	$ 8,474	$ -	$ -	$ -	0.0%
Fund 235 - State's Attorney Employee Events	$ -	$ 39	$ -	$ -	$ -	0.0%
Fund 236 - Child Advocacy Advisory Board	$ -	$ 707	$ -	$ -	$ -	0.0%
Fund 237 - Money Laundering - State's Atty	$ 8,360	$ 168,313	$ 96,905	$ -	$ 96,905	57.6%
Fund 490 - Kane County Law Enforcement	$ 425	$ 67,242	$ 37,043	$ -	$ 37,043	55.1%
360 - Public Defender	$ 375,764	$ 5,209,745	$ 2,340,662	$ -	$ 2,340,662	44.9%
Fund 001 - General Fund	$ 375,764	$ 5,100,236	$ 2,305,157	$ -	$ 2,305,157	45.2%
Fund 243 - Public Defender Special Fund	$ -	$ 107,802	$ 35,505	$ -	$ 35,505	32.9%
Fund 244 - Public Defender Rec Automation	$ -	$ 1,707	$ -	$ -	$ -	0.0%
370 - Law Library	$ 36,463	$ 371,827	$ 144,868	$ -	$ 144,868	39.0%
Fund 250 - Law Library	$ 36,463	$ 371,827	$ 144,868	$ -	$ 144,868	39.0%
380 - Sheriff	$ 3,878,789	$ 40,145,287	$ 21,263,416	$ 625	$ 21,264,042	53.0%
Fund 001 - General Fund	$ 3,289,254	$ 37,153,553	$ 19,491,252	$ 625	$ 19,491,878	52.5%
Fund 020 - The Stipend Fund	$ -	$ 6,500	$ 6,997	$ -	$ 6,997	107.7%
Fund 128 - Sheriff's Vehicle & Equipment	$ 508,437	$ 1,795,066	$ 1,515,340	$ -	$ 1,515,340	84.4%
Fund 249 - Bomb Squad SWAT	$ -	$ 5,052	$ -	$ -	$ -	0.0%
Fund 251 - Canteen Commission	$ -	$ 651,000	$ -	$ -	$ -	0.0%
Fund 252 - Sheriff DEF Federal - DOJ	$ -	$ 11,000	$ 2,558	$ -	$ 2,558	23.3%
Fund 253 - County Sheriff DEF Local	$ -	$ 20,000	$ -	$ -	$ -	0.0%
Fund 254 - FATS	$ -	$ 6,000	$ -	$ -	$ -	0.0%
Fund 255 - K-9 Unit	$ -	$ 30,000	$ -	$ -	$ -	0.0%
Fund 256 - Vehicle Maintenance/Purchase	$ -	$ 1,200	$ -	$ -	$ -	0.0%
Fund 257 - Sheriff DUI Fund	$ -	$ 32,000	$ -	$ -	$ -	0.0%
Fund 258 - Sheriffs Office Money Laundering	$ -	$ 6,000	$ -	$ -	$ -	0.0%
Fund 259 - Transportation Safety Highway HB	$ -	$ 20,000	$ -	$ -	$ -	0.0%
Fund 262 - AJF Medical Cost	$ -	$ 47,000	$ -	$ -	$ -	0.0%
Fund 263 - Sheriff Civil Operations	$ -	$ 20,000	$ -	$ -	$ -	0.0%
Fund 264 - Cannabis Regulation - Local	$ 2,385	$ 89,503	$ 26,542	$ -	$ 26,542	29.7%
Fund 265 - Sheriff DEF Federal - Treasury	$ 59,420	$ 51,413	$ 108,810	$ -	$ 108,810	211.6%
Fund 702 - Sheriff's Detail Escrow	$ 19,293	$ 200,000	$ 111,917	$ -	$ 111,917	56.0%

Kane County Expenditure Report - Summary

12/01/2025 - 5/31/2026

Through May 31st, 2026 (50% YTD)

	Current Month Transactions	Total Amended Budget	YTD Actual Transactions	YTD Encumbrances	Committed Budget	Total % Used
420 - Merit Commission	$ 6,513	$ 88,654	$ 35,704	$ -	$ 35,704	40.3%
Fund 001 - General Fund	$ 6,513	$ 88,654	$ 35,704	$ -	$ 35,704	40.3%
425 - Kane Comm	$ 237,718	$ 3,254,430	$ 1,586,356	$ 634,227	$ 2,220,583	68.2%
Fund 269 - Kane Comm	$ 237,718	$ 3,254,430	$ 1,586,356	$ 634,227	$ 2,220,583	68.2%
430 - Court Services	$ 1,117,065	$ 15,283,306	$ 7,068,439	$ 5,249	$ 7,073,688	46.3%
Fund 001 - General Fund	$ 1,047,777	$ 13,933,396	$ 6,350,733	$ 5,249	$ 6,355,982	45.6%
Fund 270 - Probation Services	$ 34,348	$ 792,800	$ 520,865	$ -	$ 520,865	65.7%
Fund 271 - Substance Abuse Screening	$ 7,020	$ 70,000	$ 33,838	$ -	$ 33,838	48.3%
Fund 273 - Drug Court Special Resources	$ 9,083	$ 246,450	$ 67,725	$ -	$ 67,725	27.5%
Fund 276 - Probation Victim Services	$ -	$ 10,000	$ -	$ -	$ -	0.0%
Fund 277 - Victim Impact Panel	$ -	$ 200	$ -	$ -	$ -	0.0%
Fund 278 - Juvenile Justice Donation Fund	$ 445	$ 2,089	$ 550	$ -	$ 550	26.3%
Fund 279 - DUI Court	$ 17,668	$ 228,300	$ 85,898	$ -	$ 85,898	37.6%
Fund 757 - Court Srvcs Juvenile Restitution	$ 723	$ -	$ 8,828	$ -	$ 8,828	N/A
Fund 759 - Court Srvcs Employee Education	$ -	$ 71	$ -	$ -	$ -	0.0%
490 - Coroner	$ 159,522	$ 2,852,446	$ 833,168	$ 891	$ 834,058	29.2%
Fund 001 - General Fund	$ 153,462	$ 1,736,348	$ 785,161	$ -	$ 785,161	45.2%
Fund 020 - The Stipend Fund	$ -	$ 6,500	$ 6,500	$ -	$ 6,500	100.0%
Fund 289 - Coroner Administration	$ 6,061	$ 1,109,503	$ 41,507	$ 891	$ 42,398	3.8%
Fund 701 - Elder Fatality Review Team	$ -	$ 95	$ -	$ -	$ -	0.0%
500 - Animal Control	$ 95,725	$ 1,399,378	$ 586,052	$ 137,669	$ 723,721	51.7%
Fund 290 - Animal Control	$ 95,725	$ 1,399,378	$ 586,052	$ 137,669	$ 723,721	51.7%
510 - Emergency Management Services	$ 40,218	$ 597,853	$ 269,262	$ -	$ 269,262	45.0%
Fund 001 - General Fund	$ 39,380	$ 582,446	$ 255,055	$ -	$ 255,055	43.8%
Fund 247 - EMA Volunteer Fund	$ 698	$ 11,700	$ 13,167	$ -	$ 13,167	112.5%
Fund 248 - KC Emergency Planning	$ 140	$ 3,707	$ 1,040	$ -	$ 1,040	28.1%
520 - Transportation	$ 3,212,177	$ 119,222,790	$ 14,283,732	$ 92,424,645	$ 106,708,377	89.5%
Fund 300 - County Highway	$ 436,055	$ 7,540,124	$ 3,000,973	$ 897,974	$ 3,898,947	51.7%
Fund 301 - County Bridge	$ -	$ 381,875	$ 50,705	$ 228,992	$ 279,698	73.2%
Fund 302 - Motor Fuel Tax	$ 549,166	$ 39,705,968	$ 6,373,759	$ 29,444,689	$ 35,818,447	90.2%
Fund 303 - County Highway Matching	$ -	$ 75,011	$ 64,000	$ -	$ 64,000	85.3%
Fund 304 - Motor Fuel Local Option	$ 690,993	$ 20,323,347	$ 2,804,455	$ 15,010,639	$ 17,815,095	87.7%
Fund 305 - Transportation Sales Tax	$ 968,081	$ 39,600,854	$ 1,085,797	$ 32,158,053	$ 33,243,851	83.9%
Fund 558 - North Impact Fees	$ 35,889	$ 4,686,730	$ 92,676	$ 6,264,831	$ 6,357,507	135.6%
Fund 559 - Central Impact Fees	$ 531,992	$ 2,624,644	$ 682,810	$ 2,241,384	$ 2,924,194	111.4%
Fund 560 - South Impact Fees	$ -	$ 4,284,237	$ 61,715	$ 4,750,290	$ 4,812,005	112.3%
Fund 7703 - Blackberry Township	$ -	$ -	$ -	$ 150,000	$ 150,000	N/A
Fund 7704 - Burlington Township	$ -	$ -	$ -	$ 127,091	$ 127,091	N/A
Fund 7705 - Campton Township	$ -	$ -	$ -	$ 124,001	$ 124,001	N/A
Fund 7706 - Dundee Township	$ -	$ -	$ -	$ 20,000	$ 20,000	N/A
Fund 7707 - Elgin Township	$ -	$ -	$ -	$ 157,676	$ 157,676	N/A
Fund 7709 - Hampshire Township	$ -	$ -	$ -	$ 73,000	$ 73,000	N/A
Fund 7710 - Kaneville Township	$ -	$ -	$ -	$ 68,000	$ 68,000	N/A
Fund 7711 - Plato Township	$ -	$ -	$ 8,501	$ 448,133	$ 456,634	N/A
Fund 7712 - Rutland Township	$ -	$ -	$ -	$ 108,941	$ 108,941	N/A
Fund 7714 - Sugar Grove Township	$ -	$ -	$ 58,342	$ 16,658	$ 75,000	N/A
Fund 7715 - Virgil Township	$ -	$ -	$ -	$ 134,294	$ 134,294	N/A

Kane County Expenditure Report - Summary

12/01/2025 - 5/31/2026

Through May 31st, 2026 (50% YTD)

	Current Month Transactions	Total Amended Budget	YTD Actual Transactions	YTD Encumbrances	Committed Budget	Total % Used
580 - Health	$ 1,040,221	$ 19,515,430	$ 7,009,268	$ 3,094,344	$ 10,103,612	51.8%
Fund 349 - Opioid Settlement Fund	$ -	$ 2,000,000	$ 728,970	$ 48,733	$ 777,703	38.9%
Fund 350 - County Health	$ 707,405	$ 10,579,681	$ 4,121,594	$ 444,177	$ 4,565,771	43.2%
Fund 351 - Kane Kares	$ 6,814	$ 719,256	$ 147,041	$ 725	$ 147,766	20.5%
Fund 355 - American Rescue Plan	$ 325,689	$ 5,263,883	$ 1,659,678	$ 2,595,198	$ 4,254,876	80.8%
Fund 404 - Homeless Management Info Systems	$ -	$ 147,651	$ 25,618	$ 5,511	$ 31,130	21.1%
Fund 409 - Continuum of Care Planning Grant	$ -	$ 158,750	$ 6,487	$ -	$ 6,487	4.1%
Fund 414 - Home - ARP	$ 314	$ 646,209	$ 319,880	$ -	$ 319,880	49.5%
660 - Veterans' Commission	$ 42,838	$ 713,191	$ 280,513	$ -	$ 280,513	39.3%
Fund 380 - Veterans' Commission	$ 42,838	$ 713,191	$ 280,513	$ -	$ 280,513	39.3%
670 - Environmental Management	$ 94,620	$ 2,248,676	$ 597,391	$ 242,256	$ 839,647	37.3%
Fund 001 - General Fund	$ 53,023	$ 687,539	$ 330,016	$ 39,686	$ 369,702	53.8%
Fund 420 - Stormwater Management	$ 9,260	$ 691,908	$ 22,301	$ 40,825	$ 63,126	9.1%
Fund 421 - Elec Agg Civic Contribution	$ -	$ 207,494	$ 53,815	$ -	$ 53,815	25.9%
Fund 650 - Enterprise Surcharge	$ 32,337	$ 660,247	$ 191,259	$ 161,745	$ 353,004	53.5%
Fund 751 - Subdivision Review Escrow	$ -	$ 1,488	$ -	$ -	$ -	0.0%
690 - Development	$ 375,224	$ 12,069,866	$ 2,844,562	$ 1,230,028	$ 4,074,590	33.8%
Fund 001 - General Fund	$ 75,635	$ 1,202,461	$ 543,500	$ 910	$ 544,410	45.3%
Fund 400 - Economic Development	$ 154,307	$ 2,040,714	$ 812,035	$ 842,140	$ 1,654,175	81.1%
Fund 401 - Community Dev Block Program	$ 53,723	$ 1,702,201	$ 416,231	$ -	$ 416,231	24.5%
Fund 402 - HOME Program	$ 34,236	$ 1,366,243	$ 468,296	$ -	$ 468,296	34.3%
Fund 403 - Unincorporated Stormwater Mgmt	$ -	$ 39,240	$ -	$ -	$ -	0.0%
Fund 404 - Homeless Management Info Systems	$ -	$ -	$ 9,654	$ 3,160	$ 12,814	N/A
Fund 405 - Cost Share Drainage	$ 16,765	$ 392,519	$ 76,739	$ 73,440	$ 150,179	38.3%
Fund 406 - OCR & Recovery Act Programs	$ -	$ 504,870	$ 50,091	$ -	$ 50,091	9.9%
Fund 407 - Quality of Kane Grants	$ -	$ 30,870	$ -	$ -	$ -	0.0%
Fund 408 - Neighborhood Stabilization Progr	$ -	$ 87,166	$ -	$ -	$ -	0.0%
Fund 411 - Emergency Rental Assistance	$ -	$ 40,047	$ -	$ -	$ -	0.0%
Fund 412 - Emergency Rental Assistance #2	$ -	$ 2,554,241	$ 28,348	$ -	$ 28,348	1.1%
Fund 413 - CDBG-CV	$ -	$ 562,103	$ -	$ -	$ -	0.0%
Fund 414 - Home - ARP	$ -	$ 6,790	$ 86,172	$ -	$ 86,172	1269.1%
Fund 425 - Blighted Structure Demolition	$ -	$ 124,205	$ -	$ -	$ -	0.0%
Fund 435 - Growing for Kane	$ 5,500	$ 238,453	$ 20,079	$ 11,539	$ 31,618	13.3%
Fund 520 - Mill Creek Special Service Area	$ 35,057	$ 1,164,419	$ 328,718	$ 298,838	$ 627,556	53.9%
Fund 521 - Bowes Creek Special Service Area	$ -	$ 32	$ -	$ -	$ -	0.0%
Fund 5300 - Sunvale SBA SW 37	$ -	$ 92	$ -	$ -	$ -	0.0%
Fund 5301 - Middle Creek SBA SW38	$ -	$ 73	$ -	$ -	$ -	0.0%
Fund 5302 - Shirewood Farm SSA SW39	$ -	$ 120	$ -	$ -	$ -	0.0%
Fund 5303 - Ogden Gardens SBA SW40	$ -	$ 226	$ -	$ -	$ -	0.0%
Fund 5304 - Wildwood West SBA SW41	$ -	$ 3,579	$ -	$ -	$ -	0.0%
Fund 5306 - Cheval DeSelle Venetian SBA SW43	$ -	$ 81	$ -	$ -	$ -	0.0%
Fund 5308 - Plank Road Estates SBA SW45	$ -	$ 1,634	$ -	$ -	$ -	0.0%
Fund 5310 - Exposition View SBA SW47	$ -	$ 528	$ -	$ -	$ -	0.0%
Fund 5311 - Pasadena Drive SBA SW48	$ -	$ 117	$ -	$ -	$ -	0.0%
Fund 5312 - Tamara Dittman SBA SW 50	$ -	$ 1,120	$ -	$ -	$ -	0.0%
Fund 5313 - Church Molitor SSA SA 52	$ -	$ 1,020	$ -	$ -	$ -	0.0%
Fund 5314 - 45W185 Plank Road SSA SW 54	$ -	$ 4,002	$ 4,000	$ -	$ 4,000	100.0%
Fund 5315 - Boyer Road Special Service Area	$ -	$ 700	$ 700	$ -	$ 700	100.0%

Kane County Expenditure Report - Summary

12/01/2025 - 5/31/2026

Through May 31st, 2026 (50% YTD)

	Current Month Transactions	Total Amended Budget	YTD Actual Transactions	YTD Encumbrances	Committed Budget	Total % Used
760 - Debt Service	$ -	$ 3,460,355	$ 3,199,687	$ -	$ 3,199,687	92.5%
Fund 601 - Public Building Commission	$ -	$ 1,000	$ -	$ -	$ -	0.0%
Fund 610 - Capital Improvement Debt Service	$ -	$ 3,304,641	$ 3,096,101	$ -	$ 3,096,101	93.7%
Fund 622 - Recovery Zone Bond Debt Service	$ -	$ 154,714	$ 103,586	$ -	$ 103,586	67.0%
800 - Other- Countywide Expenses	$ 4,612,405	$ 89,640,965	$ 39,754,216	$ 18,049,692	$ 57,803,908	64.5%
Fund 001 - General Fund	$ 33,187	$ 8,747,280	$ 7,419,294	$ 120,366	$ 7,539,660	86.2%
Fund 100 - County Automation	$ -	$ 8,894	$ -	$ -	$ -	0.0%
Fund 110 - Illinois Municipal Retirement	$ 605,815	$ 8,934,763	$ 3,783,874	$ -	$ 3,783,874	42.4%
Fund 111 - FICA/Social Security	$ 482,404	$ 6,837,660	$ 2,983,049	$ -	$ 2,983,049	43.6%
Fund 112 - Special Reserve	$ -	$ 417,379	$ -	$ -	$ -	0.0%
Fund 125 - Public Safety Sales Tax	$ 83,455	$ 4,441,178	$ 1,790,266	$ 262,120	$ 2,052,386	46.2%
Fund 127 - Judicial Technology Sales Tax	$ 348,770	$ 2,042,614	$ 1,483,609	$ 4,375	$ 1,487,984	72.8%
Fund 355 - American Rescue Plan	$ 928,684	$ 21,086,460	$ 7,983,681	$ 10,472,139	$ 18,455,820	87.5%
Fund 356 - ARP Recoupment of Lost Revenue	$ 23,200	$ 1,652,500	$ 1,774,237	$ 143,590	$ 1,917,827	116.1%
Fund 500 - Capital Projects	$ 435,852	$ 8,877,097	$ 1,882,040	$ 7,017,751	$ 8,899,791	100.3%
Fund 501 - Judicial Facility Construction	$ 15,529	$ 904,000	$ 148,203	$ 29,351	$ 177,555	19.6%
Fund 510 - Capital Improvement Bond Const	$ -	$ 16,854	$ -	$ -	$ -	0.0%
Fund 652 - Health Insurance Fund	$ 1,655,507	$ 25,674,286	$ 10,505,964	$ -	$ 10,505,964	40.9%
Department 850 - Other County-Wide Group Ins	$ 1,246,288	$ 15,302,644	$ 7,452,686	$ -	$ 7,452,686	48.7%
Fund 001 - General Fund	$ 1,246,288	$ 15,302,644	$ 7,452,686	$ -	$ 7,452,686	48.7%
900 - Contingency	$ -	$ 79,674	$ -	$ -	$ -	0.0%
Fund 660 - Working Cash	$ -	$ 79,674	$ -	$ -	$ -	0.0%
98124 - WIOA 24	$ 347,933	$ -	$ 794,890	$ (1,209,010)	$ (414,120)	N/A
Fund 480 - Workforce Development	$ 347,933	$ -	$ 794,890	$ (1,209,010)	$ (414,120)	N/A
98125 - WIOA 25	$ 557,496	$ -	$ 2,489,717	$ 1,049,361	$ 3,539,079	N/A
Fund 480 - Workforce Development	$ 557,496	$ -	$ 2,489,717	$ 1,049,361	$ 3,539,079	N/A
Department 98324 - TAA 23	$ 2,797	$ -	$ 13,502	$ -	$ 13,502	N/A
Fund 480 - Workforce Development	$ 2,797	$ -	$ 13,502	$ -	$ 13,502	N/A
98900 - Operating Pool	$ 47,460	$ -	$ 20,617	$ 7,840	$ 28,457	N/A
Fund 480 - Workforce Development	$ 47,460	$ -	$ 20,617	$ 7,840	$ 28,457	N/A
98920 - One-Stop shared costs	$ 30,121	$ -	$ 216,757	$ 640	$ 217,397	N/A
Fund 480 - Workforce Development	$ 30,121	$ -	$ 216,757	$ 640	$ 217,397	N/A
98921 - One-Stop Operator	$ 3,414	$ -	$ 22,741	$ 159	$ 22,900	N/A
Fund 480 - Workforce Development	$ 3,414	$ -	$ 22,741	$ 159	$ 22,900	N/A
98980 - FY25 PY24 Supplemntl State Funds	$ (359)	$ -	$ 20,000	$ -	$ 20,000	N/A
Fund 480 - Workforce Development	$ (359)	$ -	$ 20,000	$ -	$ 20,000	N/A
98982 - WFD FY25-PY25 Supplemental Grant	$ 18,015	$ -	$ 46,711	$ (28,966)	$ 17,744	N/A
Fund 480 - Workforce Development	$ 18,015	$ -	$ 46,711	$ (28,966)	$ 17,744	N/A
Grand Total	$ 22,090,096	$ 409,865,085	$ 148,912,221	$ 116,475,692	$ 265,387,913	64.8%

Kane County Expenditure Report - Detail
12/01/2025 - 5/31/2026
Through May 31st, 2026 (50% YTD)

	Current Month Transactions	Total Amended Budget	YTD Actual Transactions	YTD Encumbrances	Committed Budget	Total % Used
010 - County Board	$ 181,929	$ 12,873,709	$ 5,118,298	$ 177,374	$ 5,295,672	41.1%
001 - General Fund	**$ 90,869**	**$ 1,231,515**	**$ 563,899**	**$ 145,065**	**$ 708,963**	**57.6%**
Commodities	$ 343	$ 13,619	$ 4,682	$ 3,065	$ 7,747	56.9%
Contractual Services	$ 10,780	$ 178,350	$ 68,394	$ 142,000	$ 210,394	118.0%
Personnel Services- Employee Benefits	$ -	$ 454,418	$ -	$ -	$ -	0.0%
Personnel Services- Salaries & Wages	$ 79,746	$ 1,039,546	$ 490,822	$ -	$ 490,822	47.2%
Services	$ -	$ (454,418)	$ -	$ -	$ -	0.0%
120 - Grand Victoria Casino Elgin	**$ 91,060**	**$ 5,239,437**	**$ 4,361,385**	**$ -**	**$ 4,361,385**	**83.2%**
Commodities	$ -	$ 30	$ 3,539	$ -	$ 3,539	11795.3%
Contractual Services	$ 80,736	$ 1,084,721	$ 403,415	$ -	$ 403,415	37.2%
Personnel Services- Employee Benefits	$ 1,659	$ 43,336	$ 8,052	$ -	$ 8,052	18.6%
Personnel Services- Salaries & Wages	$ 5,305	$ 160,743	$ 28,150	$ -	$ 28,150	17.5%
Services	$ 3,360	$ 35,000	$ 4,800	$ -	$ 4,800	13.7%
Transfers Out	$ -	$ 3,915,607	$ 3,913,430	$ -	$ 3,913,430	99.9%
430 - Farmland Preservation	**$ -**	**$ 6,402,757**	**$ 74,951**	**$ 32,310**	**$ 107,261**	**1.7%**
Capital	$ -	$ 5,710,336	$ -	$ -	$ -	0.0%
Contractual Services	$ -	$ 600,689	$ 45,807	$ 32,310	$ 78,116	13.0%
Personnel Services- Employee Benefits	$ -	$ 23,478	$ 6,868	$ -	$ 6,868	29.3%
Personnel Services- Salaries & Wages	$ -	$ 68,254	$ 22,277	$ -	$ 22,277	32.6%
491 - Tax Sale Purchase	**$ -**	**$ -**	**$ 118,063**	**$ -**	**$ 118,063**	**N/A**
Contractual Services	$ -	$ -	$ 118,063	$ -	$ 118,063	N/A
040 - Finance	$ 120,068	$ 1,319,738	$ 701,934	$ 151,480	$ 853,414	64.7%
001 - General Fund	**$ 112,056**	**$ 1,316,703**	**$ 652,048**	**$ 151,480**	**$ 803,528**	**61.0%**
Commodities	$ 27	$ 5,784	$ 3,862	$ -	$ 3,862	66.8%
Contractual Services	$ 43,344	$ 373,749	$ 204,686	$ 151,480	$ 356,166	95.3%
Personnel Services- Employee Benefits	$ -	$ 323,104	$ -	$ -	$ -	0.0%
Personnel Services- Salaries & Wages	$ 68,685	$ 937,170	$ 443,500	$ -	$ 443,500	47.3%
Services	$ -	$ (323,104)	$ -	$ -	$ -	0.0%
120 - Grand Victoria Casino Elgin	**$ 8,012**	**$ 3,035**	**$ 49,886**	**$ -**	**$ 49,886**	**1643.7%**
Personnel Services- Employee Benefits	$ 992	$ 377	$ 6,065	$ -	$ 6,065	1608.7%
Personnel Services- Salaries & Wages	$ 7,020	$ 2,658	$ 43,822	$ -	$ 43,822	1648.7%
060 - Information Technologies	$ 606,368	$ 7,558,587	$ 4,376,203	$ 250,953	$ 4,627,156	61.2%
001 - General Fund	**$ 296,373**	**$ 4,902,414**	**$ 1,951,674**	**$ 24,092**	**$ 1,975,767**	**40.3%**
Commodities	$ 5,687	$ 106,750	$ 22,268	$ 192	$ 22,460	21.0%
Contractual Services	$ 5,139	$ 808,704	$ 155,271	$ 23,901	$ 179,172	22.2%
Personnel Services- Employee Benefits	$ -	$ 1,303,209	$ -	$ -	$ -	0.0%
Personnel Services- Salaries & Wages	$ 285,547	$ 3,986,960	$ 1,774,134	$ -	$ 1,774,134	44.5%
Services	$ -	$ (1,303,209)	$ -	$ -	$ -	0.0%
101 - Geographic Information Systems	**$ 112,687**	**$ 2,324,673**	**$ 1,095,064**	**$ 181,641**	**$ 1,276,705**	**54.9%**
Capital	$ 26,732	$ 547,600	$ 414,644	$ -	$ 414,644	75.7%
Commodities	$ 915	$ 51,756	$ 9,304	$ 145	$ 9,449	18.3%
Contractual Services	$ 200	$ 457,120	$ 105,502	$ 181,496	$ 286,998	62.8%
Personnel Services- Employee Benefits	$ 19,489	$ 295,155	$ 118,762	$ -	$ 118,762	40.2%
Personnel Services- Salaries & Wages	$ 65,351	$ 935,495	$ 409,306	$ -	$ 409,306	43.8%
Transfers Out	$ -	$ 37,547	$ 37,547	$ -	$ 37,547	100.0%
385 - IL Counties Information Mgmt	**$ 241**	**$ -**	**$ 241**	**$ -**	**$ 241**	**N/A**
Contractual Services	$ 241	$ -	$ 241	$ -	$ 241	N/A
390 - Web Technical Services	**$ 16,291**	**$ 331,500**	**$ 157,777**	**$ 45,220**	**$ 202,997**	**61.2%**
Contractual Services	$ 16,291	$ 331,500	$ 157,777	$ 45,220	$ 202,997	61.2%
705 - 911 Emergency Surcharge	**$ 729**	**$ -**	**$ 34,173**	**$ -**	**$ 34,173**	**N/A**
Contractual Services	$ 729	$ -	$ 34,173	$ -	$ 34,173	N/A
708 - Wireless 911	**$ 180,049**	**$ -**	**$ 1,137,274**	**$ -**	**$ 1,137,274**	**N/A**
Contractual Services	$ 180,049	$ -	$ 1,137,274	$ -	$ 1,137,274	N/A
080 - Building Management	$ 623,884	$ 7,249,001	$ 3,608,561	$ 224,443	$ 3,833,004	52.9%
001 - General Fund	**$ 623,884**	**$ 7,249,001**	**$ 3,608,561**	**$ 224,443**	**$ 3,833,004**	**52.9%**
Commodities	$ 141,146	$ 1,903,452	$ 989,314	$ 544	$ 989,858	52.0%
Contractual Services	$ 273,739	$ 2,411,227	$ 1,301,816	$ 223,899	$ 1,525,716	63.3%
Personnel Services- Employee Benefits	$ -	$ 1,055,053	$ -	$ -	$ -	0.0%
Personnel Services- Salaries & Wages	$ 208,999	$ 2,934,322	$ 1,317,431	$ -	$ 1,317,431	44.9%
Services	$ -	$ (1,055,053)	$ -	$ -	$ -	0.0%

Kane County Expenditure Report - Detail
12/01/2025 - 5/31/2026
Through May 31st, 2026 (50% YTD)

	Current Month Transactions	Total Amended Budget	YTD Actual Transactions	YTD Encumbrances	Committed Budget	Total % Used
120 - Human Resource Management	$ 222,408	$ 5,736,435	$ 3,711,461	$ -	$ 3,711,461	64.7%
001 - General Fund	**$ 19,309**	**$ 252,993**	**$ 120,087**	**$ -**	**$ 120,087**	**47.5%**
Commodities	$ 155	$ 5,900	$ 2,524	$ -	$ 2,524	42.8%
Contractual Services	$ 814	$ 7,750	$ 3,070	$ -	$ 3,070	39.6%
Personnel Services- Employee Benefits	$ -	$ 95,914	$ -	$ -	$ -	0.0%
Personnel Services- Salaries & Wages	$ 18,340	$ 239,343	$ 114,493	$ -	$ 114,493	47.8%
Services	$ -	$ (95,914)	$ -	$ -	$ -	0.0%
010 - Insurance Liability	**$ 203,099**	**$ 5,482,141**	**$ 3,591,374**	**$ -**	**$ 3,591,374**	**65.5%**
Contractual Services	$ 90,294	$ 3,239,640	$ 2,596,013	$ -	$ 2,596,013	80.1%
Personnel Services- Employee Benefits	$ 4,900	$ 87,179	$ 771,888	$ -	$ 771,888	885.4%
Personnel Services- Salaries & Wages	$ 21,102	$ 275,388	$ 131,735	$ -	$ 131,735	47.8%
Services	$ 86,803	$ 1,874,999	$ 86,803	$ -	$ 86,803	4.6%
Transfers Out	$ -	$ 4,935	$ 4,935	$ -	$ 4,935	100.0%
246 - Employee Events Fund	**$ -**	**$ 1,301**	**$ -**	**$ -**	**$ -**	**0.0%**
Commodities	$ -	$ 984	$ -	$ -	$ -	0.0%
Contingency and Other	$ -	$ 317	$ -	$ -	$ -	0.0%
140 - County Auditor	$ 22,877	$ 387,607	$ 155,297	$ -	$ 155,297	40.1%
001 - General Fund	**$ 22,877**	**$ 381,107**	**$ 148,300**	**$ -**	**$ 148,300**	**38.9%**
Commodities	$ 50	$ 1,288	$ 247	$ -	$ 247	19.2%
Contractual Services	$ 11	$ 24,538	$ 4,031	$ -	$ 4,031	16.4%
Personnel Services- Employee Benefits	$ -	$ 95,703	$ -	$ -	$ -	0.0%
Personnel Services- Salaries & Wages	$ 22,816	$ 355,281	$ 144,022	$ -	$ 144,022	40.5%
Services	$ -	$ (95,703)	$ -	$ -	$ -	0.0%
020 - The Stipend Fund	**$ -**	**$ 6,500**	**$ 6,997**	**$ -**	**$ 6,997**	**107.7%**
Personnel Services- Employee Benefits	$ -	$ 1,037	$ 497	$ -	$ 497	48.0%
Personnel Services- Salaries & Wages	$ -	$ 6,500	$ 6,500	$ -	$ 6,500	100.0%
Services	$ -	$ (1,037)	$ -	$ -	$ -	0.0%
150 - Treasurer/Collector	$ 79,835	$ 1,465,986	$ 606,787	$ 55	$ 606,841	41.4%
001 - General Fund	**$ 66,359**	**$ 1,078,276**	**$ 496,756**	**$ 55**	**$ 496,810**	**46.1%**
Commodities	$ -	$ 8,961	$ 5,738	$ 55	$ 5,793	64.6%
Contractual Services	$ 3,275	$ 145,987	$ 98,936	$ -	$ 98,936	67.8%
Personnel Services- Employee Benefits	$ -	$ 316,161	$ -	$ -	$ -	0.0%
Personnel Services- Salaries & Wages	$ 63,084	$ 923,328	$ 392,082	$ -	$ 392,082	42.5%
Services	$ -	$ (316,161)	$ -	$ -	$ -	0.0%
020 - The Stipend Fund	**$ 6,997**	**$ 6,500**	**$ 6,997**	**$ -**	**$ 6,997**	**107.7%**
Personnel Services- Employee Benefits	$ 497	$ 611	$ 497	$ -	$ 497	81.4%
Personnel Services- Salaries & Wages	$ 6,500	$ 6,500	$ 6,500	$ -	$ 6,500	100.0%
Services	$ -	$ (611)	$ -	$ -	$ -	0.0%
150 - Tax Sale Automation	**$ 6,479**	**$ 278,210**	**$ 12,285**	**$ -**	**$ 12,285**	**4.4%**
Capital	$ -	$ 33,500	$ -	$ -	$ -	0.0%
Commodities	$ -	$ 10,300	$ -	$ -	$ -	0.0%
Contractual Services	$ -	$ 164,008	$ -	$ -	$ -	0.0%
Personnel Services- Employee Benefits	$ 460	$ 5,545	$ 460	$ -	$ 460	8.3%
Personnel Services- Salaries & Wages	$ 6,019	$ 59,051	$ 6,019	$ -	$ 6,019	10.2%
Transfers Out	$ -	$ 5,806	$ 5,806	$ -	$ 5,806	100.0%
268 - Sale & Error	**$ -**	**$ 103,000**	**$ 89,840**	**$ -**	**$ 89,840**	**87.2%**
Contingency and Other	$ -	$ 13,160	$ -	$ -	$ -	0.0%
Transfers Out	$ -	$ 89,840	$ 89,840	$ -	$ 89,840	100.0%
762 - Unclaimed Funds	**$ -**	**$ -**	**$ 909**	**$ -**	**$ 909**	**N/A**
Contractual Services	$ -	$ -	$ 909	$ -	$ 909	N/A
170 - Supervisor of Assessments	$ 85,225	$ 1,222,362	$ 537,779	$ 9,136	$ 546,915	44.7%
001 - General Fund	**$ 85,225**	**$ 1,219,362**	**$ 534,549**	**$ 9,136**	**$ 543,686**	**44.6%**
Commodities	$ 2,265	$ 24,784	$ 5,088	$ 3,780	$ 8,868	35.8%
Contractual Services	$ 1,824	$ 95,500	$ 23,915	$ 5,356	$ 29,271	30.7%
Personnel Services- Employee Benefits	$ -	$ 473,162	$ -	$ -	$ -	0.0%
Personnel Services- Salaries & Wages	$ 81,136	$ 1,099,078	$ 505,546	$ -	$ 505,546	46.0%
Services	$ -	$ (473,162)	$ -	$ -	$ -	0.0%
020 - The Stipend Fund	**$ -**	**$ 3,000**	**$ 3,230**	**$ -**	**$ 3,230**	**107.7%**
Personnel Services- Employee Benefits	$ -	$ 479	$ 230	$ -	$ 230	47.9%
Personnel Services- Salaries & Wages	$ -	$ 3,000	$ 3,000	$ -	$ 3,000	100.0%
Services	$ -	$ (479)	$ -	$ -	$ -	0.0%

Kane County Expenditure Report - Detail
12/01/2025 - 5/31/2026
Through May 31st, 2026 (50% YTD)

	Current Month Transactions	Total Amended Budget	YTD Actual Transactions	YTD Encumbrances	Committed Budget	Total % Used
190 - County Clerk	$ 225,950	$ 6,137,053	$ 2,226,904	$ 4,724	$ 2,231,627	36.4%
001 - General Fund	**$ 221,253**	**$ 5,878,776**	**$ 2,190,227**	**$ 4,724**	**$ 2,194,951**	**37.3%**
Commodities	$ 10,012	$ 1,107,800	$ 100,793	$ 4,724	$ 105,516	9.5%
Contractual Services	$ 38,019	$ 1,113,811	$ 559,624	$ -	$ 559,624	50.2%
Personnel Services- Employee Benefits	$ -	$ 749,697	$ -	$ -	$ -	0.0%
Personnel Services- Salaries & Wages	$ 173,222	$ 3,657,165	$ 1,529,811	$ -	$ 1,529,811	41.8%
Services	$ -	$ (749,697)	$ -	$ -	$ -	0.0%
020 - The Stipend Fund	**$ -**	**$ 6,500**	**$ -**	**$ -**	**$ -**	**0.0%**
Personnel Services- Employee Benefits	$ -	$ 1,037	$ -	$ -	$ -	0.0%
Personnel Services- Salaries & Wages	$ -	$ 6,500	$ -	$ -	$ -	0.0%
Services	$ -	$ (1,037)	$ -	$ -	$ -	0.0%
160 - Vital Records Automation	**$ 4,697**	**$ 229,180**	**$ 36,676**	**$ -**	**$ 36,676**	**16.0%**
Capital	$ -	$ 46,927	$ 7,732	$ -	$ 7,732	16.5%
Commodities	$ -	$ 17,045	$ -	$ -	$ -	0.0%
Contingency and Other	$ -	$ 86,810	$ -	$ -	$ -	0.0%
Contractual Services	$ -	$ 31,551	$ 788	$ -	$ 788	2.5%
Personnel Services- Employee Benefits	$ 762	$ 8,097	$ 4,176	$ -	$ 4,176	51.6%
Personnel Services- Salaries & Wages	$ 3,935	$ 35,621	$ 20,852	$ -	$ 20,852	58.5%
Transfers Out	$ -	$ 3,129	$ 3,129	$ -	$ 3,129	100.0%
161 - Election Equipment Fund	**$ -**	**$ 22,597**	**$ -**	**$ -**	**$ -**	**0.0%**
Contingency and Other	$ -	$ 22,597	$ -	$ -	$ -	0.0%
210 - Recorder	$ 64,543	$ 1,684,960	$ 824,856	$ -	$ 824,856	49.0%
001 - General Fund	**$ 51,435**	**$ 712,403**	**$ 322,305**	**$ -**	**$ 322,305**	**45.2%**
Commodities	$ 41	$ 8,670	$ 271	$ -	$ 271	3.1%
Contractual Services	$ 87	$ 5,165	$ 1,367	$ -	$ 1,367	26.5%
Personnel Services- Employee Benefits	$ -	$ 258,740	$ -	$ -	$ -	0.0%
Personnel Services- Salaries & Wages	$ 51,307	$ 698,568	$ 320,666	$ -	$ 320,666	45.9%
Services	$ -	$ (258,740)	$ -	$ -	$ -	0.0%
020 - The Stipend Fund	**$ -**	**$ 6,500**	**$ -**	**$ -**	**$ -**	**0.0%**
Personnel Services- Employee Benefits	$ -	$ 1,037	$ -	$ -	$ -	0.0%
Personnel Services- Salaries & Wages	$ -	$ 6,500	$ -	$ -	$ -	0.0%
Services	$ -	$ (1,037)	$ -	$ -	$ -	0.0%
170 - Recorder's Automation	**$ 13,108**	**$ 966,057**	**$ 502,551**	**$ -**	**$ 502,551**	**52.0%**
Commodities	$ 1,187	$ 204,200	$ 9,704	$ -	$ 9,704	4.8%
Contractual Services	$ -	$ 517,488	$ 418,594	$ -	$ 418,594	80.9%
Personnel Services- Employee Benefits	$ 2,429	$ 63,979	$ 14,923	$ -	$ 14,923	23.3%
Personnel Services- Salaries & Wages	$ 9,493	$ 180,390	$ 59,329	$ -	$ 59,329	32.9%
230 - Regional Office of Education	$ 43,919	$ 398,262	$ 203,308	$ -	$ 203,308	51.0%
001 - General Fund	**$ 43,919**	**$ 398,262**	**$ 203,308**	**$ -**	**$ 203,308**	**51.0%**
Contingency and Other	$ -	$ -	$ -	$ -	$ -	N/A
Personnel Services- Salaries & Wages	$ 43,919	$ 398,262	$ 203,308	$ -	$ 203,308	51.0%
240 - Judiciary and Courts	$ 327,421	$ 4,407,298	$ 1,838,235	$ -	$ 1,838,235	41.7%
001 - General Fund	**$ 314,667**	**$ 4,171,199**	**$ 1,764,807**	**$ -**	**$ 1,764,807**	**42.3%**
Commodities	$ 12,417	$ 100,000	$ 29,497	$ -	$ 29,497	29.5%
Contractual Services	$ 133,644	$ 1,684,960	$ 684,003	$ -	$ 684,003	40.6%
Personnel Services- Employee Benefits	$ -	$ 860,885	$ -	$ -	$ -	0.0%
Personnel Services- Salaries & Wages	$ 168,605	$ 2,386,239	$ 1,051,307	$ -	$ 1,051,307	44.1%
Services	$ -	$ (860,885)	$ -	$ -	$ -	0.0%
195 - Children's Waiting Room	**$ 12,565**	**$ 212,001**	**$ 73,239**	**$ -**	**$ 73,239**	**34.5%**
Contingency and Other	$ -	$ 1	$ -	$ -	$ -	0.0%
Contractual Services	$ 12,565	$ 200,000	$ 61,239	$ -	$ 61,239	30.6%
Transfers Out	$ -	$ 12,000	$ 12,000	$ -	$ 12,000	100.0%
196 - D.U.I.	**$ -**	**$ 17,650**	**$ -**	**$ -**	**$ -**	**0.0%**
Contingency and Other	$ -	$ 5,650	$ -	$ -	$ -	0.0%
Contractual Services	$ -	$ 12,000	$ -	$ -	$ -	0.0%
197 - Foreclosure Mediation Fund	**$ -**	**$ 3,362**	**$ -**	**$ -**	**$ -**	**0.0%**
Commodities	$ -	$ 1	$ -	$ -	$ -	0.0%
Contingency and Other	$ -	$ 2	$ -	$ -	$ -	0.0%
Contractual Services	$ -	$ 3,359	$ -	$ -	$ -	0.0%
492 - Marriage Fees	**$ 189**	**$ 3,086**	**$ 189**	**$ -**	**$ 189**	**6.1%**
Commodities	$ 189	$ 3,086	$ 189	$ -	$ 189	6.1%

Kane County Expenditure Report - Detail
12/01/2025 - 5/31/2026
Through May 31st, 2026 (50% YTD)

	Current Month Transactions	Total Amended Budget	YTD Actual Transactions	YTD Encumbrances	Committed Budget	Total % Used
250 - Circuit Clerk	$ 452,250	$ 8,569,086	$ 2,820,373	$ 10,614	$ 2,830,987	33.0%
001 - General Fund	**$ 316,877**	**$ 4,997,491**	**$ 1,980,209**	**$ -**	**$ 1,980,209**	**39.6%**
Commodities	$ 271	$ 57,082	$ 3,491	$ -	$ 3,491	6.1%
Contractual Services	$ 5,234	$ 139,324	$ 48,868	$ -	$ 48,868	35.1%
Personnel Services- Employee Benefits	$ -	$ 1,690,628	$ -	$ -	$ -	0.0%
Personnel Services- Salaries & Wages	$ 311,372	$ 4,801,085	$ 1,927,849	$ -	$ 1,927,849	40.2%
Services	$ -	$ (1,690,628)	$ -	$ -	$ -	0.0%
200 - Court Automation	**$ 63,697**	**$ 1,645,382**	**$ 396,691**	**$ 5,814**	**$ 402,505**	**24.5%**
Capital	$ -	$ 193,812	$ -	$ -	$ -	0.0%
Commodities	$ 5,814	$ 185,250	$ 6,073	$ 5,814	$ 11,886	6.4%
Contractual Services	$ 3,969	$ 166,915	$ 17,021	$ -	$ 17,021	10.2%
Personnel Services- Employee Benefits	$ 17,214	$ 324,589	$ 108,811	$ -	$ 108,811	33.5%
Personnel Services- Salaries & Wages	$ 36,701	$ 762,300	$ 252,270	$ -	$ 252,270	33.1%
Transfers Out	$ -	$ 12,516	$ 12,516	$ -	$ 12,516	100.0%
201 - Court Document Storage	**$ 33,154**	**$ 854,237**	**$ 157,618**	**$ -**	**$ 157,618**	**18.5%**
Capital	$ -	$ 193,812	$ -	$ -	$ -	0.0%
Commodities	$ 12,886	$ 94,020	$ 15,657	$ -	$ 15,657	16.7%
Contingency and Other	$ -	$ 164,834	$ -	$ -	$ -	0.0%
Contractual Services	$ 1,162	$ 50,958	$ 15,215	$ -	$ 15,215	29.9%
Personnel Services- Employee Benefits	$ 5,786	$ 107,164	$ 35,441	$ -	$ 35,441	33.1%
Personnel Services- Salaries & Wages	$ 13,320	$ 237,191	$ 85,046	$ -	$ 85,046	35.9%
Transfers Out	$ -	$ 6,258	$ 6,258	$ -	$ 6,258	100.0%
202 - Child Support	**$ 5,796**	**$ 158,460**	**$ 40,098**	**$ -**	**$ 40,098**	**25.3%**
Contractual Services	$ -	$ 12,090	$ -	$ -	$ -	0.0%
Personnel Services- Employee Benefits	$ 2,359	$ 37,494	$ 13,219	$ -	$ 13,219	35.3%
Personnel Services- Salaries & Wages	$ 3,437	$ 102,618	$ 20,621	$ -	$ 20,621	20.1%
Transfers Out	$ -	$ 6,258	$ 6,258	$ -	$ 6,258	100.0%
203 - Circuit Clerk Admin Services	**$ 26,018**	**$ 547,913**	**$ 164,061**	**$ -**	**$ 164,061**	**29.9%**
Commodities	$ -	$ 30,450	$ 186	$ -	$ 186	0.6%
Contractual Services	$ 1,838	$ 57,117	$ 4,268	$ -	$ 4,268	7.5%
Personnel Services- Employee Benefits	$ 6,179	$ 139,016	$ 37,566	$ -	$ 37,566	27.0%
Personnel Services- Salaries & Wages	$ 18,001	$ 311,943	$ 112,654	$ -	$ 112,654	36.1%
Transfers Out	$ -	$ 9,387	$ 9,387	$ -	$ 9,387	100.0%
204 - Circuit Clk Electronic Citation	**$ 6,707**	**$ 259,247**	**$ 69,697**	**$ -**	**$ 69,697**	**26.9%**
Commodities	$ -	$ 2,515	$ 260	$ -	$ 260	10.3%
Contingency and Other	$ -	$ 81,472	$ -	$ -	$ -	0.0%
Contractual Services	$ -	$ 24,268	$ 50	$ -	$ 50	0.2%
Personnel Services- Employee Benefits	$ 1,409	$ 41,936	$ 15,755	$ -	$ 15,755	37.6%
Personnel Services- Salaries & Wages	$ 5,299	$ 105,927	$ 50,502	$ -	$ 50,502	47.7%
Transfers Out	$ -	$ 3,129	$ 3,129	$ -	$ 3,129	100.0%
205 - Circuit Ct Clerk Op and Admin	**$ -**	**$ 106,356**	**$ 12,000**	**$ 4,800**	**$ 16,800**	**15.8%**
Commodities	$ -	$ 10,000	$ -	$ -	$ -	0.0%
Contingency and Other	$ -	$ 76,356	$ -	$ -	$ -	0.0%
Contractual Services	$ -	$ 20,000	$ 12,000	$ 4,800	$ 16,800	84.0%

Kane County Expenditure Report - Detail
12/01/2025 - 5/31/2026
Through May 31st, 2026 (50% YTD)

	Current Month Transactions	Total Amended Budget	YTD Actual Transactions	YTD Encumbrances	Committed Budget	Total % Used
300 - State's Attorney	$ 1,454,991	$ 19,398,484	$ 9,007,310	$ 7,289	$ 9,014,599	46.5%
001 - General Fund	**$ 949,060**	**$ 11,899,616**	**$ 5,909,404**	**$ 7,289**	**$ 5,916,692**	**49.7%**
Commodities	$ 7,250	$ 218,290	$ 103,112	$ 891	$ 104,003	47.6%
Contingency and Other	$ -	$ -	$ -	$ -	$ -	N/A
Contractual Services	$ 38,567	$ 452,144	$ 171,814	$ 6,398	$ 178,212	39.4%
Personnel Services- Salaries & Wages	$ 903,243	$ 12,422,685	$ 5,634,478	$ -	$ 5,634,478	45.4%
Services	$ -	$ (1,193,503)	$ -	$ -	$ -	0.0%
010 - Insurance Liability	**$ 229,324**	**$ 2,900,523**	**$ 1,283,396**	**$ -**	**$ 1,283,396**	**44.2%**
Commodities	$ 125	$ 41,500	$ 22,318	$ -	$ 22,318	53.8%
Contractual Services	$ 49,792	$ 487,828	$ 147,868	$ -	$ 147,868	30.3%
Personnel Services- Employee Benefits	$ 44,857	$ 605,876	$ 272,158	$ -	$ 272,158	44.9%
Personnel Services- Salaries & Wages	$ 134,550	$ 1,762,150	$ 837,884	$ -	$ 837,884	47.5%
Transfers Out	$ -	$ 3,169	$ 3,169	$ -	$ 3,169	100.0%
220 - Title IV-D	**$ 60,645**	**$ 907,789**	**$ 402,317**	**$ -**	**$ 402,317**	**44.3%**
Commodities	$ -	$ 750	$ -	$ -	$ -	0.0%
Contractual Services	$ -	$ 39,913	$ 1,540	$ -	$ 1,540	3.9%
Personnel Services- Employee Benefits	$ 14,087	$ 197,536	$ 90,086	$ -	$ 90,086	45.6%
Personnel Services- Salaries & Wages	$ 46,558	$ 669,590	$ 310,691	$ -	$ 310,691	46.4%
221 - Drug Prosecution	**$ 15,745**	**$ 340,279**	**$ 83,529**	**$ -**	**$ 83,529**	**24.5%**
Contingency and Other	$ -	$ 156,055	$ -	$ -	$ -	0.0%
Contractual Services	$ 3,426	$ 18,208	$ 6,941	$ -	$ 6,941	38.1%
Personnel Services- Employee Benefits	$ 3,092	$ 44,428	$ 18,984	$ -	$ 18,984	42.7%
Personnel Services- Salaries & Wages	$ 9,227	$ 121,588	$ 57,604	$ -	$ 57,604	47.4%
222 - Victim Coordinator Services	**$ 19,861**	**$ 396,540**	**$ 123,206**	**$ -**	**$ 123,206**	**31.1%**
Contingency and Other	$ -	$ 129,504	$ -	$ -	$ -	0.0%
Contractual Services	$ -	$ 6,442	$ -	$ -	$ -	0.0%
Personnel Services- Employee Benefits	$ 6,966	$ 90,673	$ 42,305	$ -	$ 42,305	46.7%
Personnel Services- Salaries & Wages	$ 12,895	$ 169,921	$ 80,901	$ -	$ 80,901	47.6%
223 - Domestic Violence	**$ 10,485**	**$ 211,024**	**$ 65,775**	**$ -**	**$ 65,775**	**31.2%**
Contingency and Other	$ -	$ 64,041	$ -	$ -	$ -	0.0%
Contractual Services	$ 28	$ 7,098	$ 517	$ -	$ 517	7.3%
Personnel Services- Employee Benefits	$ 1,299	$ 19,214	$ 8,088	$ -	$ 8,088	42.1%
Personnel Services- Salaries & Wages	$ 9,158	$ 120,671	$ 57,170	$ -	$ 57,170	47.4%
225 - Auto Theft Task Force	**$ -**	**$ 1,413**	**$ -**	**$ -**	**$ -**	**0.0%**
Contingency and Other	$ -	$ 1,413	$ -	$ -	$ -	0.0%
226 - Weed and Seed	**$ -**	**$ 10,000**	**$ -**	**$ -**	**$ -**	**0.0%**
Commodities	$ -	$ 5,000	$ -	$ -	$ -	0.0%
Contractual Services	$ -	$ 5,000	$ -	$ -	$ -	0.0%
230 - Child Advocacy Center	**$ 161,086**	**$ 2,465,874**	**$ 1,005,737**	**$ -**	**$ 1,005,737**	**40.8%**
Commodities	$ 493	$ 28,990	$ 4,143	$ -	$ 4,143	14.3%
Contingency and Other	$ -	$ 192,243	$ -	$ -	$ -	0.0%
Contractual Services	$ 5,884	$ 194,734	$ 34,034	$ -	$ 34,034	17.5%
Personnel Services- Employee Benefits	$ 39,299	$ 521,974	$ 245,096	$ -	$ 245,096	47.0%
Personnel Services- Salaries & Wages	$ 115,410	$ 1,527,933	$ 722,464	$ -	$ 722,464	47.3%
231 - Equitable Sharing Program	**$ -**	**$ 1,413**	**$ -**	**$ -**	**$ -**	**0.0%**
Contingency and Other	$ -	$ 1,413	$ -	$ -	$ -	0.0%
232 - State's Atty Records Automation	**$ -**	**$ 17,825**	**$ -**	**$ -**	**$ -**	**0.0%**
Contingency and Other	$ -	$ 17,825	$ -	$ -	$ -	0.0%
233 - Bad Check Restitution	**$ -**	**$ 1,413**	**$ -**	**$ -**	**$ -**	**0.0%**
Contingency and Other	$ -	$ 1,413	$ -	$ -	$ -	0.0%
234 - Drug Asset Forfeiture	**$ -**	**$ 8,474**	**$ -**	**$ -**	**$ -**	**0.0%**
Contingency and Other	$ -	$ 8,474	$ -	$ -	$ -	0.0%
235 - State's Attorney Employee Events	**$ -**	**$ 39**	**$ -**	**$ -**	**$ -**	**0.0%**
Contingency and Other	$ -	$ 39	$ -	$ -	$ -	0.0%
236 - Child Advocacy Advisory Board	**$ -**	**$ 707**	**$ -**	**$ -**	**$ -**	**0.0%**
Contingency and Other	$ -	$ 707	$ -	$ -	$ -	0.0%
237 - Money Laundering - State's Atty	**$ 8,360**	**$ 168,313**	**$ 96,905**	**$ -**	**$ 96,905**	**57.6%**
Commodities	$ 8,360	$ 108,313	$ 41,905	$ -	$ 41,905	38.7%
Contractual Services	$ -	$ 60,000	$ 55,000	$ -	$ 55,000	91.7%
490 - Kane County Law Enforcement	**$ 425**	**$ 67,242**	**$ 37,043**	**$ -**	**$ 37,043**	**55.1%**
Contractual Services	$ 425	$ 50,547	$ 31,876	$ -	$ 31,876	63.1%
Personnel Services- Employee Benefits	$ -	$ 2,294	$ 367	$ -	$ 367	16.0%
Personnel Services- Salaries & Wages	$ -	$ 14,401	$ 4,800	$ -	$ 4,800	33.3%

Kane County Expenditure Report - Detail
12/01/2025 - 5/31/2026
Through May 31st, 2026 (50% YTD)

	Current Month Transactions	Total Amended Budget	YTD Actual Transactions	YTD Encumbrances	Committed Budget	Total % Used
360 - Public Defender	$ 375,764	$ 5,209,745	$ 2,340,662	$ -	$ 2,340,662	44.9%
001 - General Fund	**$ 375,764**	**$ 5,100,236**	**$ 2,305,157**	**$ -**	**$ 2,305,157**	**45.2%**
Commodities	$ 6,599	$ 89,130	$ 35,028	$ -	$ 35,028	39.3%
Contingency and Other	$ -	$ -	$ -	$ -	$ -	N/A
Contractual Services	$ 5,910	$ 102,850	$ 31,116	$ -	$ 31,116	30.3%
Personnel Services- Salaries & Wages	$ 363,254	$ 4,908,256	$ 2,239,013	$ -	$ 2,239,013	45.6%
243 - Public Defender Special Fund	**$ -**	**$ 107,802**	**$ 35,505**	**$ -**	**$ 35,505**	**32.9%**
Commodities	$ -	$ -	$ 35,505	$ -	$ 35,505	N/A
Contingency and Other	$ -	$ 107,802	$ -	$ -	$ -	0.0%
244 - Public Defender Rec Automation	**$ -**	**$ 1,707**	**$ -**	**$ -**	**$ -**	**0.0%**
Contingency and Other	$ -	$ 707	$ -	$ -	$ -	0.0%
Contractual Services	$ -	$ 1,000	$ -	$ -	$ -	0.0%
370 - Law Library	$ 36,463	$ 371,827	$ 144,868	$ -	$ 144,868	39.0%
250 - Law Library	**$ 36,463**	**$ 371,827**	**$ 144,868**	**$ -**	**$ 144,868**	**39.0%**
Capital	$ -	$ 2,000	$ -	$ -	$ -	0.0%
Commodities	$ 27,315	$ 195,262	$ 69,550	$ -	$ 69,550	35.6%
Contractual Services	$ (941)	$ 38,211	$ 9,380	$ -	$ 9,380	24.5%
Personnel Services- Employee Benefits	$ 2,118	$ 29,206	$ 12,991	$ -	$ 12,991	44.5%
Personnel Services- Salaries & Wages	$ 7,971	$ 104,019	$ 49,817	$ -	$ 49,817	47.9%
Transfers Out	$ -	$ 3,129	$ 3,129	$ -	$ 3,129	100.0%

Kane County Expenditure Report - Detail
12/01/2025 - 5/31/2026
Through May 31st, 2026 (50% YTD)

	Current Month Transactions	Total Amended Budget	YTD Actual Transactions	YTD Encumbrances	Committed Budget	Total % Used
380 - Sheriff	$ 3,878,789	$ 40,145,287	$ 21,263,416	$ 625	$ 21,264,042	53.0%
001 - General Fund	**$ 3,289,254**	**$ 37,153,553**	**$ 19,491,252**	**$ 625**	**$ 19,491,878**	**52.5%**
Commodities	$ 158,647	$ (269,600)	$ 1,073,714	$ -	$ 1,073,714	-398.3%
Contingency and Other	$ -	$ -	$ -	$ -	$ -	N/A
Contractual Services	$ 477,688	$ 2,537,841	$ 2,525,884	$ 625	$ 2,526,510	99.6%
Personnel Services- Employee Benefits	$ 167,975	$ -	$ 167,975	$ -	$ 167,975	N/A
Personnel Services- Salaries & Wages	$ 2,484,945	$ 34,885,312	$ 15,723,679	$ -	$ 15,723,679	45.1%
020 - The Stipend Fund	**$ -**	**$ 6,500**	**$ 6,997**	**$ -**	**$ 6,997**	**107.7%**
Personnel Services- Employee Benefits	$ -	$ 1,835	$ 497	$ -	$ 497	27.1%
Personnel Services- Salaries & Wages	$ -	$ 6,500	$ 6,500	$ -	$ 6,500	100.0%
Services	$ -	$ (1,835)	$ -	$ -	$ -	0.0%
128 - Sheriff's Vehicle & Equipment	**$ 508,437**	**$ 1,795,066**	**$ 1,515,340**	**$ -**	**$ 1,515,340**	**84.4%**
Capital	$ 508,437	$ 1,265,929	$ 1,004,333	$ -	$ 1,004,333	79.3%
Contractual Services	$ -	$ 529,137	$ 511,007	$ -	$ 511,007	96.6%
249 - Bomb Squad SWAT	**$ -**	**$ 5,052**	**$ -**	**$ -**	**$ -**	**0.0%**
Commodities	$ -	$ 2,500	$ -	$ -	$ -	0.0%
Contractual Services	$ -	$ 2,552	$ -	$ -	$ -	0.0%
251 - Canteen Commission	**$ -**	**$ 651,000**	**$ -**	**$ -**	**$ -**	**0.0%**
Commodities	$ -	$ 326,000	$ -	$ -	$ -	0.0%
Contractual Services	$ -	$ 325,000	$ -	$ -	$ -	0.0%
252 - Sheriff DEF Federal - DOJ	**$ -**	**$ 11,000**	**$ 2,558**	**$ -**	**$ 2,558**	**23.3%**
Contingency and Other	$ -	$ 1,000	$ -	$ -	$ -	0.0%
Contractual Services	$ -	$ 10,000	$ 2,558	$ -	$ 2,558	25.6%
253 - County Sheriff DEF Local	**$ -**	**$ 20,000**	**$ -**	**$ -**	**$ -**	**0.0%**
Contractual Services	$ -	$ 20,000	$ -	$ -	$ -	0.0%
254 - FATS	**$ -**	**$ 6,000**	**$ -**	**$ -**	**$ -**	**0.0%**
Contractual Services	$ -	$ 6,000	$ -	$ -	$ -	0.0%
255 - K-9 Unit	**$ -**	**$ 30,000**	**$ -**	**$ -**	**$ -**	**0.0%**
Commodities	$ -	$ 15,000	$ -	$ -	$ -	0.0%
Contractual Services	$ -	$ 15,000	$ -	$ -	$ -	0.0%
256 - Vehicle Maintenance/Purchase	**$ -**	**$ 1,200**	**$ -**	**$ -**	**$ -**	**0.0%**
Commodities	$ -	$ 1,200	$ -	$ -	$ -	0.0%
257 - Sheriff DUI Fund	**$ -**	**$ 32,000**	**$ -**	**$ -**	**$ -**	**0.0%**
Commodities	$ -	$ 10,000	$ -	$ -	$ -	0.0%
Contractual Services	$ -	$ 22,000	$ -	$ -	$ -	0.0%
258 - Sheriffs Office Money Laundering	**$ -**	**$ 6,000**	**$ -**	**$ -**	**$ -**	**0.0%**
Contingency and Other	$ -	$ 1,000	$ -	$ -	$ -	0.0%
Contractual Services	$ -	$ 5,000	$ -	$ -	$ -	0.0%
259 - Transportation Safety Highway HB	**$ -**	**$ 20,000**	**$ -**	**$ -**	**$ -**	**0.0%**
Contingency and Other	$ -	$ 20,000	$ -	$ -	$ -	0.0%
262 - AJF Medical Cost	**$ -**	**$ 47,000**	**$ -**	**$ -**	**$ -**	**0.0%**
Contingency and Other	$ -	$ 21,960	$ -	$ -	$ -	0.0%
Contractual Services	$ -	$ 25,040	$ -	$ -	$ -	0.0%
263 - Sheriff Civil Operations	**$ -**	**$ 20,000**	**$ -**	**$ -**	**$ -**	**0.0%**
Contractual Services	$ -	$ 20,000	$ -	$ -	$ -	0.0%
264 - Cannabis Regulation - Local	**$ 2,385**	**$ 89,503**	**$ 26,542**	**$ -**	**$ 26,542**	**29.7%**
Commodities	$ 2,385	$ 45,090	$ 26,542	$ -	$ 26,542	58.9%
Contractual Services	$ -	$ 44,413	$ -	$ -	$ -	0.0%
265 - Sheriff DEF Federal - Treasury	**$ 59,420**	**$ 51,413**	**$ 108,810**	**$ -**	**$ 108,810**	**211.6%**
Commodities	$ 59,420	$ 49,413	$ 108,810	$ -	$ 108,810	220.2%
Contingency and Other	$ -	$ 2,000	$ -	$ -	$ -	0.0%
702 - Sheriff's Detail Escrow	**$ 19,293**	**$ 200,000**	**$ 111,917**	**$ -**	**$ 111,917**	**56.0%**
Contractual Services	$ 19,293	$ 200,000	$ 111,917	$ -	$ 111,917	56.0%
420 - Merit Commission	$ 6,513	$ 88,654	$ 35,704	$ -	$ 35,704	40.3%
001 - General Fund	**$ 6,513**	**$ 88,654**	**$ 35,704**	**$ -**	**$ 35,704**	**40.3%**
Commodities	$ -	$ 2,000	$ 1,798	$ -	$ 1,798	89.9%
Contractual Services	$ 1,933	$ 13,050	$ 5,116	$ -	$ 5,116	39.2%
Personnel Services- Employee Benefits	$ -	$ 13,726	$ -	$ -	$ -	0.0%
Personnel Services- Salaries & Wages	$ 4,580	$ 73,604	$ 28,790	$ -	$ 28,790	39.1%
Services	$ -	$ (13,726)	$ -	$ -	$ -	0.0%

Kane County Expenditure Report - Detail
12/01/2025 - 5/31/2026
Through May 31st, 2026 (50% YTD)

	Current Month Transactions	Total Amended Budget	YTD Actual Transactions	YTD Encumbrances	Committed Budget	Total % Used
425 - Kane Comm	$ 237,718	$ 3,254,430	$ 1,586,356	$ 634,227	$ 2,220,583	68.2%
269 - Kane Comm	**$ 237,718**	**$ 3,254,430**	**$ 1,586,356**	**$ 634,227**	**$ 2,220,583**	**68.2%**
Commodities	$ 1,795	$ 92,446	$ 3,284	$ -	$ 3,284	3.6%
Contractual Services	$ 20,598	$ 417,298	$ 170,437	$ 634,227	$ 804,664	192.8%
Personnel Services- Employee Benefits	$ 43,042	$ 639,224	$ 253,959	$ -	$ 253,959	39.7%
Personnel Services- Salaries & Wages	$ 172,283	$ 2,036,627	$ 1,089,841	$ -	$ 1,089,841	53.5%
Transfers Out	$ -	$ 68,835	$ 68,835	$ -	$ 68,835	100.0%
430 - Court Services	$ 1,117,065	$ 15,283,306	$ 7,068,439	$ 5,249	$ 7,073,688	46.3%
001 - General Fund	**$ 1,047,777**	**$ 13,933,396**	**$ 6,350,733**	**$ 5,249**	**$ 6,355,982**	**45.6%**
Commodities	$ 31,051	$ 301,200	$ 132,957	$ 3,580	$ 136,536	45.3%
Contingency and Other	$ -	$ -	$ -	$ -	$ -	N/A
Contractual Services	$ 102,563	$ 997,016	$ 539,792	$ 1,669	$ 541,461	54.3%
Personnel Services- Salaries & Wages	$ 914,162	$ 12,635,180	$ 5,677,985	$ -	$ 5,677,985	44.9%
270 - Probation Services	**$ 34,348**	**$ 792,800**	**$ 520,865**	**$ -**	**$ 520,865**	**65.7%**
Commodities	$ 2,024	$ 21,000	$ 3,209	$ -	$ 3,209	15.3%
Contingency and Other	$ -	$ 8,400	$ -	$ -	$ -	0.0%
Contractual Services	$ 32,324	$ 763,400	$ 517,656	$ -	$ 517,656	67.8%
271 - Substance Abuse Screening	**$ 7,020**	**$ 70,000**	**$ 33,838**	**$ -**	**$ 33,838**	**48.3%**
Commodities	$ -	$ -	$ 120	$ -	$ 120	N/A
Contractual Services	$ 7,020	$ 70,000	$ 33,718	$ -	$ 33,718	48.2%
273 - Drug Court Special Resources	**$ 9,083**	**$ 246,450**	**$ 67,725**	**$ -**	**$ 67,725**	**27.5%**
Commodities	$ 805	$ 17,700	$ 3,028	$ -	$ 3,028	17.1%
Contractual Services	$ 8,278	$ 228,750	$ 64,697	$ -	$ 64,697	28.3%
276 - Probation Victim Services	**$ -**	**$ 10,000**	**$ -**	**$ -**	**$ -**	**0.0%**
Contractual Services	$ -	$ 10,000	$ -	$ -	$ -	0.0%
277 - Victim Impact Panel	**$ -**	**$ 200**	**$ -**	**$ -**	**$ -**	**0.0%**
Contingency and Other	$ -	$ 200	$ -	$ -	$ -	0.0%
278 - Juvenile Justice Donation Fund	**$ 445**	**$ 2,089**	**$ 550**	**$ -**	**$ 550**	**26.3%**
Commodities	$ 445	$ 400	$ 550	$ -	$ 550	137.6%
Contingency and Other	$ -	$ 1,689	$ -	$ -	$ -	0.0%
279 - DUI Court	**$ 17,668**	**$ 228,300**	**$ 85,898**	**$ -**	**$ 85,898**	**37.6%**
Commodities	$ 1,724	$ 4,000	$ 1,816	$ -	$ 1,816	45.4%
Contingency and Other	$ -	$ 32,200	$ -	$ -	$ -	0.0%
Contractual Services	$ 15,944	$ 192,100	$ 84,082	$ -	$ 84,082	43.8%
757 - Court Srvcs Juvenile Restitution	**$ 723**	**$ -**	**$ 8,828**	**$ -**	**$ 8,828**	**N/A**
Contractual Services	$ 723	$ -	$ 8,828	$ -	$ 8,828	N/A
759 - Court Srvcs Employee Education	**$ -**	**$ 71**	**$ -**	**$ -**	**$ -**	**0.0%**
Contingency and Other	$ -	$ 71	$ -	$ -	$ -	0.0%
490 - Coroner	$ 159,522	$ 2,852,446	$ 833,168	$ 891	$ 834,058	29.2%
001 - General Fund	**$ 153,462**	**$ 1,736,348**	**$ 785,161**	**$ -**	**$ 785,161**	**45.2%**
Commodities	$ 5,259	$ 15,500	$ 8,721	$ -	$ 8,721	56.3%
Contingency and Other	$ -	$ -	$ -	$ -	$ -	N/A
Contractual Services	$ 70,421	$ 486,700	$ 288,569	$ -	$ 288,569	59.3%
Personnel Services- Salaries & Wages	$ 77,783	$ 1,234,148	$ 487,871	$ -	$ 487,871	39.5%
020 - The Stipend Fund	**$ -**	**$ 6,500**	**$ 6,500**	**$ -**	**$ 6,500**	**100.0%**
Personnel Services- Employee Benefits	$ -	$ 1,037	$ -	$ -	$ -	0.0%
Personnel Services- Salaries & Wages	$ -	$ 6,500	$ 6,500	$ -	$ 6,500	100.0%
Services	$ -	$ (1,037)	$ -	$ -	$ -	0.0%
289 - Coroner Administration	**$ 6,061**	**$ 1,109,503**	**$ 41,507**	**$ 891**	**$ 42,398**	**3.8%**
Capital	$ -	$ 595,000	$ -	$ -	$ -	0.0%
Commodities	$ 5,939	$ 441,503	$ 28,970	$ 891	$ 29,861	6.8%
Contractual Services	$ 122	$ 73,000	$ 12,537	$ -	$ 12,537	17.2%
701 - Elder Fatality Review Team	**$ -**	**$ 95**	**$ -**	**$ -**	**$ -**	**0.0%**
Contingency and Other	$ -	$ 95	$ -	$ -	$ -	0.0%
500 - Animal Control	$ 95,725	$ 1,399,378	$ 586,052	$ 137,669	$ 723,721	51.7%
290 - Animal Control	**$ 95,725**	**$ 1,399,378**	**$ 586,052**	**$ 137,669**	**$ 723,721**	**51.7%**
Capital	$ -	$ 70,000	$ -	$ 77,856	$ 77,856	111.2%
Commodities	$ 6,306	$ 102,006	$ 35,769	$ 26,995	$ 62,764	61.5%
Contractual Services	$ 13,079	$ 160,567	$ 42,974	$ 32,817	$ 75,791	47.2%
Personnel Services- Employee Benefits	$ 15,459	$ 203,269	$ 92,096	$ -	$ 92,096	45.3%
Personnel Services- Salaries & Wages	$ 60,881	$ 822,859	$ 374,537	$ -	$ 374,537	45.5%
Transfers Out	$ -	$ 40,677	$ 40,677	$ -	$ 40,677	100.0%

Kane County Expenditure Report - Detail
12/01/2025 - 5/31/2026
Through May 31st, 2026 (50% YTD)

	Current Month Transactions	Total Amended Budget	YTD Actual Transactions	YTD Encumbrances	Committed Budget	Total % Used
510 - Emergency Management Services	$ 40,218	$ 597,853	$ 269,262	$ -	$ 269,262	45.0%
001 - General Fund	**$ 39,380**	**$ 582,446**	**$ 255,055**	**$ -**	**$ 255,055**	**43.8%**
Commodities	$ 256	$ 35,225	$ 4,663	$ -	$ 4,663	13.2%
Contractual Services	$ 173	$ 36,905	$ 7,190	$ -	$ 7,190	19.5%
Personnel Services- Employee Benefits	$ -	$ 134,969	$ -	$ -	$ -	0.0%
Personnel Services- Salaries & Wages	$ 38,952	$ 510,316	$ 243,202	$ -	$ 243,202	47.7%
Services	$ -	$ (134,969)	$ -	$ -	$ -	0.0%
247 - EMA Volunteer Fund	**$ 698**	**$ 11,700**	**$ 13,167**	**$ -**	**$ 13,167**	**112.5%**
Commodities	$ 698	$ 4,900	$ 4,463	$ -	$ 4,463	91.1%
Contractual Services	$ -	$ 6,800	$ 8,704	$ -	$ 8,704	128.0%
248 - KC Emergency Planning	**$ 140**	**$ 3,707**	**$ 1,040**	**$ -**	**$ 1,040**	**28.1%**
Commodities	$ 140	$ 675	$ 140	$ -	$ 140	20.7%
Contingency and Other	$ -	$ 1,532	$ -	$ -	$ -	0.0%
Contractual Services	$ -	$ 1,500	$ 900	$ -	$ 900	60.0%

Kane County Expenditure Report - Detail
12/01/2025 - 5/31/2026
Through May 31st, 2026 (50% YTD)

	Current Month Transactions	Total Amended Budget	YTD Actual Transactions	YTD Encumbrances	Committed Budget	Total % Used
520 - Transportation	$ 3,212,177	$ 119,222,790	$ 14,283,732	$ 92,424,645	$ 106,708,377	89.5%
300 - County Highway	**$ 436,055**	**$ 7,540,124**	**$ 3,000,973**	**$ 897,974**	**$ 3,898,947**	**51.7%**
Capital	$ 6,105	$ 119,500	$ 22,918	$ 3,535	$ 26,453	22.1%
Commodities	$ 37,971	$ 487,404	$ 163,882	$ 10,917	$ 174,799	35.9%
Contractual Services	$ 74,668	$ 1,932,552	$ 477,299	$ 883,522	$ 1,360,821	70.4%
Personnel Services- Employee Benefits	$ 79,666	$ 1,104,343	$ 494,882	$ -	$ 494,882	44.8%
Personnel Services- Salaries & Wages	$ 237,645	$ 3,563,663	$ 1,509,330	$ -	$ 1,509,330	42.4%
Transfers Out	$ -	$ 332,662	$ 332,662	$ -	$ 332,662	100.0%
301 - County Bridge	**$ -**	**$ 381,875**	**$ 50,705**	**$ 228,992**	**$ 279,698**	**73.2%**
Contingency and Other	$ -	$ 69,418	$ -	$ -	$ -	0.0%
Contractual Services	$ -	$ 312,457	$ 50,705	$ 228,992	$ 279,698	89.5%
302 - Motor Fuel Tax	**$ 549,166**	**$ 39,705,968**	**$ 6,373,759**	**$ 29,444,689**	**$ 35,818,447**	**90.2%**
Capital	$ -	$ 14,942,588	$ 736,400	$ 8,051,753	$ 8,788,153	58.8%
Contractual Services	$ 149,628	$ 19,468,563	$ 3,230,803	$ 20,937,064	$ 24,167,867	124.1%
Personnel Services- Employee Benefits	$ 40,164	$ 673,407	$ 280,649	$ -	$ 280,649	41.7%
Personnel Services- Salaries & Wages	$ 230,080	$ 3,651,069	$ 1,650,540	$ -	$ 1,650,540	45.2%
Services	$ 129,294	$ 854,568	$ 359,594	$ 455,872	$ 815,466	95.4%
Transfers Out	$ -	$ 115,773	$ 115,773	$ -	$ 115,773	100.0%
303 - County Highway Matching	**$ -**	**$ 75,011**	**$ 64,000**	**$ -**	**$ 64,000**	**85.3%**
Commodities	$ -	$ 64,000	$ 64,000	$ -	$ 64,000	100.0%
Contingency and Other	$ -	$ 11,011	$ -	$ -	$ -	0.0%
304 - Motor Fuel Local Option	**$ 690,993**	**$ 20,323,347**	**$ 2,804,455**	**$ 15,010,639**	**$ 17,815,095**	**87.7%**
Capital	$ 18,510	$ 4,339,000	$ 833,670	$ 2,683,169	$ 3,516,839	81.1%
Commodities	$ 210,651	$ 2,217,860	$ 1,182,338	$ 1,576,516	$ 2,758,854	124.4%
Contractual Services	$ 461,831	$ 13,766,487	$ 788,448	$ 10,750,954	$ 11,539,402	83.8%
305 - Transportation Sales Tax	**$ 968,081**	**$ 39,600,854**	**$ 1,085,797**	**$ 32,158,053**	**$ 33,243,851**	**83.9%**
Capital	$ 335,018	$ 23,750,890	$ (150,075)	$ 20,162,738	$ 20,012,662	84.3%
Contractual Services	$ 633,063	$ 15,849,964	$ 1,235,873	$ 11,995,316	$ 13,231,188	83.5%
558 - North Impact Fees	**$ 35,889**	**$ 4,686,730**	**$ 92,676**	**$ 6,264,831**	**$ 6,357,507**	**135.6%**
Capital	$ -	$ 3,099,230	$ (62,100)	$ 5,302,070	$ 5,239,970	169.1%
Contractual Services	$ 35,889	$ 1,500,000	$ 67,276	$ 962,761	$ 1,030,037	68.7%
Transfers Out	$ -	$ 87,500	$ 87,500	$ -	$ 87,500	100.0%
559 - Central Impact Fees	**$ 531,992**	**$ 2,624,644**	**$ 682,810**	**$ 2,241,384**	**$ 2,924,194**	**111.4%**
Capital	$ 434,885	$ 1,689,321	$ 497,503	$ 1,191,818	$ 1,689,321	100.0%
Contractual Services	$ 97,107	$ 907,823	$ 157,807	$ 1,049,566	$ 1,207,373	133.0%
Transfers Out	$ -	$ 27,500	$ 27,500	$ -	$ 27,500	100.0%
560 - South Impact Fees	**$ -**	**$ 4,284,237**	**$ 61,715**	**$ 4,750,290**	**$ 4,812,005**	**112.3%**
Capital	$ -	$ 3,985,280	$ 1,715	$ 4,000,000	$ 4,001,715	100.4%
Contractual Services	$ -	$ 238,957	$ -	$ 750,290	$ 750,290	314.0%
Transfers Out	$ -	$ 60,000	$ 60,000	$ -	$ 60,000	100.0%
7703 - Blackberry Township	**$ -**	**$ -**	**$ -**	**$ 150,000**	**$ 150,000**	**N/A**
Contractual Services	$ -	$ -	$ -	$ 150,000	$ 150,000	N/A
7704 - Burlington Township	**$ -**	**$ -**	**$ -**	**$ 127,091**	**$ 127,091**	**N/A**
Contractual Services	$ -	$ -	$ -	$ 127,091	$ 127,091	N/A
7705 - Campton Township	**$ -**	**$ -**	**$ -**	**$ 124,001**	**$ 124,001**	**N/A**
Contractual Services	$ -	$ -	$ -	$ 124,001	$ 124,001	N/A
7706 - Dundee Township	**$ -**	**$ -**	**$ -**	**$ 20,000**	**$ 20,000**	**N/A**
Contractual Services	$ -	$ -	$ -	$ 20,000	$ 20,000	N/A
7707 - Elgin Township	**$ -**	**$ -**	**$ -**	**$ 157,676**	**$ 157,676**	**N/A**
Capital	$ -	$ -	$ -	$ 150,000	$ 150,000	N/A
Contractual Services	$ -	$ -	$ -	$ 7,676	$ 7,676	N/A
7709 - Hampshire Township	**$ -**	**$ -**	**$ -**	**$ 73,000**	**$ 73,000**	**N/A**
Contractual Services	$ -	$ -	$ -	$ 73,000	$ 73,000	N/A
7710 - Kaneville Township	**$ -**	**$ -**	**$ -**	**$ 68,000**	**$ 68,000**	**N/A**
Contractual Services	$ -	$ -	$ -	$ 68,000	$ 68,000	N/A
7711 - Plato Township	**$ -**	**$ -**	**$ 8,501**	**$ 448,133**	**$ 456,634**	**N/A**
Capital	$ -	$ -	$ -	$ 440,763	$ 440,763	N/A
Contractual Services	$ -	$ -	$ 8,501	$ 7,370	$ 15,871	N/A
7712 - Rutland Township	**$ -**	**$ -**	**$ -**	**$ 108,941**	**$ 108,941**	**N/A**
Contractual Services	$ -	$ -	$ -	$ 108,941	$ 108,941	N/A
7714 - Sugar Grove Township	**$ -**	**$ -**	**$ 58,342**	**$ 16,658**	**$ 75,000**	**N/A**
Commodities	$ -	$ -	$ 58,342	$ 16,658	$ 75,000	N/A
7715 - Virgil Township	**$ -**	**$ -**	**$ -**	**$ 134,294**	**$ 134,294**	**N/A**
Contractual Services	$ -	$ -	$ -	$ 134,294	$ 134,294	N/A

Kane County Expenditure Report - Detail
12/01/2025 - 5/31/2026
Through May 31st, 2026 (50% YTD)

	Current Month Transactions	Total Amended Budget	YTD Actual Transactions	YTD Encumbrances	Committed Budget	Total % Used
580 - Health	$ 1,040,221	$ 19,515,430	$ 7,009,268	$ 3,094,344	$ 10,103,612	51.8%
349 - Opioid Settlement Fund	**$ -**	**$ 2,000,000**	**$ 728,970**	**$ 48,733**	**$ 777,703**	**38.9%**
Capital	$ -	$ 1,000,000	$ 728,970	$ 48,733	$ 777,703	77.8%
Contractual Services	$ -	$ 1,000,000	$ -	$ -	$ -	0.0%
350 - County Health	**$ 707,405**	**$ 10,579,681**	**$ 4,121,594**	**$ 444,177**	**$ 4,565,771**	**43.2%**
Capital	$ -	$ 381,675	$ 24,675	$ 357,000	$ 381,675	100.0%
Commodities	$ 89,960	$ 773,271	$ 220,409	$ 41,665	$ 262,074	33.9%
Contractual Services	$ 77,392	$ 1,818,574	$ 434,924	$ 45,512	$ 480,436	26.4%
Personnel Services- Employee Benefits	$ 141,869	$ 2,005,439	$ 828,423	$ -	$ 828,423	41.3%
Personnel Services- Salaries & Wages	$ 398,184	$ 5,322,554	$ 2,334,995	$ -	$ 2,334,995	43.9%
Transfers Out	$ -	$ 278,168	$ 278,168	$ -	$ 278,168	100.0%
351 - Kane Kares	**$ 6,814**	**$ 719,256**	**$ 147,041**	**$ 725**	**$ 147,766**	**20.5%**
Commodities	$ 3,315	$ 10,739	$ 4,022	$ -	$ 4,022	37.4%
Contractual Services	$ 3,499	$ 689,431	$ 22,804	$ 725	$ 23,529	3.4%
Personnel Services- Employee Benefits	$ -	$ -	$ 28,289	$ -	$ 28,289	N/A
Personnel Services- Salaries & Wages	$ -	$ -	$ 72,840	$ -	$ 72,840	N/A
Transfers Out	$ -	$ 19,086	$ 19,086	$ -	$ 19,086	100.0%
355 - American Rescue Plan	**$ 325,689**	**$ 5,263,883**	**$ 1,659,678**	**$ 2,595,198**	**$ 4,254,876**	**80.8%**
Commodities	$ -	$ -	$ 4,054	$ 5,430	$ 9,484	N/A
Contractual Services	$ 312,203	$ 4,869,731	$ 1,518,898	$ 2,589,768	$ 4,108,666	84.4%
Personnel Services- Employee Benefits	$ 3,428	$ 82,352	$ 31,370	$ -	$ 31,370	38.1%
Personnel Services- Salaries & Wages	$ 10,058	$ 311,800	$ 105,356	$ -	$ 105,356	33.8%
404 - Homeless Management Info Systems	**$ -**	**$ 147,651**	**$ 25,618**	**$ 5,511**	**$ 31,130**	**21.1%**
Commodities	$ -	$ 705	$ -	$ -	$ -	0.0%
Contractual Services	$ -	$ 144,950	$ 7,904	$ 5,511	$ 13,415	9.3%
Personnel Services- Employee Benefits	$ -	$ -	$ 3,557	$ -	$ 3,557	N/A
Personnel Services- Salaries & Wages	$ -	$ -	$ 14,158	$ -	$ 14,158	N/A
Transfers Out	$ -	$ 1,996	$ -	$ -	$ -	0.0%
409 - Continuum of Care Planning Grant	**$ -**	**$ 158,750**	**$ 6,487**	**$ -**	**$ 6,487**	**4.1%**
Commodities	$ -	$ 475	$ -	$ -	$ -	0.0%
Contractual Services	$ -	$ 154,949	$ -	$ -	$ -	0.0%
Personnel Services- Employee Benefits	$ -	$ -	$ 1,282	$ -	$ 1,282	N/A
Personnel Services- Salaries & Wages	$ -	$ -	$ 5,206	$ -	$ 5,206	N/A
Transfers Out	$ -	$ 3,326	$ -	$ -	$ -	0.0%
414 - Home - ARP	**$ 314**	**$ 646,209**	**$ 319,880**	**$ -**	**$ 319,880**	**49.5%**
Commodities	$ -	$ 3,038	$ 561	$ -	$ 561	18.5%
Contractual Services	$ 314	$ 635,188	$ 319,319	$ -	$ 319,319	50.3%
Transfers Out	$ -	$ 7,983	$ -	$ -	$ -	0.0%
660 - Veterans' Commission	$ 42,838	$ 713,191	$ 280,513	$ -	$ 280,513	39.3%
380 - Veterans' Commission	**$ 42,838**	**$ 713,191**	**$ 280,513**	**$ -**	**$ 280,513**	**39.3%**
Commodities	$ 69	$ 8,420	$ 2,409	$ -	$ 2,409	28.6%
Contractual Services	$ 1,603	$ 108,644	$ 5,804	$ -	$ 5,804	5.3%
Personnel Services- Employee Benefits	$ 8,148	$ 149,672	$ 50,289	$ -	$ 50,289	33.6%
Personnel Services- Salaries & Wages	$ 33,018	$ 430,810	$ 206,366	$ -	$ 206,366	47.9%
Transfers Out	$ -	$ 15,645	$ 15,645	$ -	$ 15,645	100.0%

Kane County Expenditure Report - Detail
12/01/2025 - 5/31/2026
Through May 31st, 2026 (50% YTD)

	Current Month Transactions	Total Amended Budget	YTD Actual Transactions	YTD Encumbrances	Committed Budget	Total % Used
670 - Environmental Management	$ 94,620	$ 2,248,676	$ 597,391	$ 242,256	$ 839,647	37.3%
001 - General Fund	**$ 53,023**	**$ 687,539**	**$ 330,016**	**$ 39,686**	**$ 369,702**	**53.8%**
Commodities	$ 154	$ 1,200	$ 587	$ -	$ 587	48.9%
Contractual Services	$ 633	$ 4,650	$ 3,333	$ 39,686	$ 43,019	925.1%
Personnel Services- Employee Benefits	$ -	$ 241,345	$ -	$ -	$ -	0.0%
Personnel Services- Salaries & Wages	$ 52,236	$ 681,689	$ 326,096	$ -	$ 326,096	47.8%
Services	$ -	$ (241,345)	$ -	$ -	$ -	0.0%
420 - Stormwater Management	**$ 9,260**	**$ 691,908**	**$ 22,301**	**$ 40,825**	**$ 63,126**	**9.1%**
Contractual Services	$ 8,099	$ 676,566	$ 14,857	$ 40,825	$ 55,682	8.2%
Personnel Services- Employee Benefits	$ 384	$ 4,947	$ 2,335	$ -	$ 2,335	47.2%
Personnel Services- Salaries & Wages	$ 777	$ 10,134	$ 4,848	$ -	$ 4,848	47.8%
Transfers Out	$ -	$ 261	$ 261	$ -	$ 261	100.0%
421 - Elec Agg Civic Contribution	**$ -**	**$ 207,494**	**$ 53,815**	**$ -**	**$ 53,815**	**25.9%**
Contingency and Other	$ -	$ 63,679	$ -	$ -	$ -	0.0%
Contractual Services	$ -	$ 110,000	$ 20,000	$ -	$ 20,000	18.2%
Transfers Out	$ -	$ 33,815	$ 33,815	$ -	$ 33,815	100.0%
650 - Enterprise Surcharge	**$ 32,337**	**$ 660,247**	**$ 191,259**	**$ 161,745**	**$ 353,004**	**53.5%**
Commodities	$ 935	$ 45,349	$ 7,310	$ 8,521	$ 15,830	34.9%
Contingency and Other	$ -	$ 52,239	$ -	$ -	$ -	0.0%
Contractual Services	$ 22,141	$ 432,398	$ 125,993	$ 153,225	$ 279,217	64.6%
Personnel Services- Employee Benefits	$ 3,017	$ 40,871	$ 17,996	$ -	$ 17,996	44.0%
Personnel Services- Salaries & Wages	$ 6,243	$ 88,403	$ 38,973	$ -	$ 38,973	44.1%
Transfers Out	$ -	$ 987	$ 987	$ -	$ 987	100.0%
751 - Subdivision Review Escrow	**$ -**	**$ 1,488**	**$ -**	**$ -**	**$ -**	**0.0%**
Contractual Services	$ -	$ 1,488	$ -	$ -	$ -	0.0%

Kane County Expenditure Report - Detail
12/01/2025 - 5/31/2026
Through May 31st, 2026 (50% YTD)

	Current Month Transactions	Total Amended Budget	YTD Actual Transactions	YTD Encumbrances	Committed Budget	Total % Used
690 - Development	$ 375,224	$ 12,069,866	$ 2,844,562	$ 1,230,028	$ 4,074,590	33.8%
001 - General Fund	**$ 75,635**	**$ 1,202,461**	**$ 543,500**	**$ 910**	**$ 544,410**	**45.3%**
Commodities	$ 193	$ 78,786	$ 6,524	$ 910	$ 7,434	9.4%
Contractual Services	$ 1,694	$ 71,946	$ 73,398	$ -	$ 73,398	102.0%
Personnel Services- Employee Benefits	$ -	$ 417,371	$ -	$ -	$ -	0.0%
Personnel Services- Salaries & Wages	$ 73,748	$ 1,051,729	$ 463,578	$ -	$ 463,578	44.1%
Services	$ -	$ (417,371)	$ -	$ -	$ -	0.0%
400 - Economic Development	**$ 154,307**	**$ 2,040,714**	**$ 812,035**	**$ 842,140**	**$ 1,654,175**	**81.1%**
Commodities	$ -	$ 400	$ -	$ -	$ -	0.0%
Contractual Services	$ 122,624	$ 1,556,583	$ 616,724	$ 842,140	$ 1,458,865	93.7%
Personnel Services- Employee Benefits	$ 6,969	$ 119,003	$ 41,765	$ -	$ 41,765	35.1%
Personnel Services- Salaries & Wages	$ 24,715	$ 364,728	$ 153,545	$ -	$ 153,545	42.1%
401 - Community Dev Block Program	**$ 53,723**	**$ 1,702,201**	**$ 416,231**	**$ -**	**$ 416,231**	**24.5%**
Capital	$ 25,107	$ -	$ 25,107	$ -	$ 25,107	N/A
Commodities	$ -	$ 3,502	$ 4,437	$ -	$ 4,437	126.7%
Contractual Services	$ -	$ 1,253,950	$ 223,399	$ -	$ 223,399	17.8%
Personnel Services- Employee Benefits	$ 7,220	$ 109,434	$ 39,907	$ -	$ 39,907	36.5%
Personnel Services- Salaries & Wages	$ 21,396	$ 298,603	$ 123,381	$ -	$ 123,381	41.3%
Transfers Out	$ -	$ 36,712	$ -	$ -	$ -	0.0%
402 - HOME Program	**$ 34,236**	**$ 1,366,243**	**$ 468,296**	**$ -**	**$ 468,296**	**34.3%**
Capital	$ 25,107	$ -	$ 25,107	$ -	$ 25,107	N/A
Commodities	$ -	$ 501	$ 2,182	$ -	$ 2,182	435.6%
Contractual Services	$ -	$ 1,242,640	$ 391,371	$ -	$ 391,371	31.5%
Personnel Services- Employee Benefits	$ 2,516	$ 33,467	$ 13,325	$ -	$ 13,325	39.8%
Personnel Services- Salaries & Wages	$ 6,613	$ 86,877	$ 36,311	$ -	$ 36,311	41.8%
Transfers Out	$ -	$ 2,758	$ -	$ -	$ -	0.0%
403 - Unincorporated Stormwater Mgmt	**$ -**	**$ 39,240**	**$ -**	**$ -**	**$ -**	**0.0%**
Contingency and Other	$ -	$ 9,240	$ -	$ -	$ -	0.0%
Contractual Services	$ -	$ 30,000	$ -	$ -	$ -	0.0%
404 - Homeless Management Info Systems	**$ -**	**$ -**	**$ 9,654**	**$ 3,160**	**$ 12,814**	**N/A**
Contractual Services	$ -	$ -	$ 9,654	$ 3,160	$ 12,814	N/A
405 - Cost Share Drainage	**$ 16,765**	**$ 392,519**	**$ 76,739**	**$ 73,440**	**$ 150,179**	**38.3%**
Commodities	$ 3,878	$ 840	$ 3,907	$ -	$ 3,907	465.1%
Contingency and Other	$ -	$ 13,000	$ -	$ -	$ -	0.0%
Contractual Services	$ 12,887	$ 377,629	$ 71,782	$ 73,440	$ 145,222	38.5%
Transfers Out	$ -	$ 1,050	$ 1,050	$ -	$ 1,050	100.0%
406 - OCR & Recovery Act Programs	**$ -**	**$ 504,870**	**$ 50,091**	**$ -**	**$ 50,091**	**9.9%**
Contractual Services	$ -	$ 500,000	$ 28,074	$ -	$ 28,074	5.6%
Personnel Services- Employee Benefits	$ -	$ 605	$ 4,723	$ -	$ 4,723	780.7%
Personnel Services- Salaries & Wages	$ -	$ 4,265	$ 17,293	$ -	$ 17,293	405.5%
407 - Quality of Kane Grants	**$ -**	**$ 30,870**	**$ -**	**$ -**	**$ -**	**0.0%**
Contractual Services	$ -	$ 30,870	$ -	$ -	$ -	0.0%
408 - Neighborhood Stabilization Progr	**$ -**	**$ 87,166**	**$ -**	**$ -**	**$ -**	**0.0%**
Contractual Services	$ -	$ 87,166	$ -	$ -	$ -	0.0%
411 - Emergency Rental Assistance	**$ -**	**$ 40,047**	**$ -**	**$ -**	**$ -**	**0.0%**
Contractual Services	$ -	$ 40,047	$ -	$ -	$ -	0.0%
412 - Emergency Rental Assistance #2	**$ -**	**$ 2,554,241**	**$ 28,348**	**$ -**	**$ 28,348**	**1.1%**
Commodities	$ -	$ -	$ 576	$ -	$ 576	N/A
Contractual Services	$ -	$ 2,551,338	$ 27,771	$ -	$ 27,771	1.1%
Transfers Out	$ -	$ 2,903	$ -	$ -	$ -	0.0%
413 - CDBG-CV	**$ -**	**$ 562,103**	**$ -**	**$ -**	**$ -**	**0.0%**
Commodities	$ -	$ 287	$ -	$ -	$ -	0.0%
Contractual Services	$ -	$ 560,655	$ -	$ -	$ -	0.0%
Transfers Out	$ -	$ 1,161	$ -	$ -	$ -	0.0%
414 - Home - ARP	**$ -**	**$ 6,790**	**$ 86,172**	**$ -**	**$ 86,172**	**1269.1%**
Commodities	$ -	$ -	$ 316	$ -	$ 316	N/A
Personnel Services- Employee Benefits	$ -	$ 844	$ 19,232	$ -	$ 19,232	2278.7%
Personnel Services- Salaries & Wages	$ -	$ 5,946	$ 66,624	$ -	$ 66,624	1120.5%
425 - Blighted Structure Demolition	**$ -**	**$ 124,205**	**$ -**	**$ -**	**$ -**	**0.0%**
Contractual Services	$ -	$ 124,205	$ -	$ -	$ -	0.0%
435 - Growing for Kane	**$ 5,500**	**$ 238,453**	**$ 20,079**	**$ 11,539**	**$ 31,618**	**13.3%**
Commodities	$ -	$ 1,000	$ -	$ -	$ -	0.0%
Contractual Services	$ 5,500	$ 237,453	$ 20,079	$ 11,539	$ 31,618	13.3%
520 - Mill Creek Special Service Area	**$ 35,057**	**$ 1,164,419**	**$ 328,718**	**$ 298,838**	**$ 627,556**	**53.9%**

Kane County Expenditure Report - Detail
12/01/2025 - 5/31/2026
Through May 31st, 2026 (50% YTD)

	Current Month Transactions	Total Amended Budget	YTD Actual Transactions	YTD Encumbrances	Committed Budget	Total % Used
Commodities	$ 1,273	$ 27,400	$ 5,219	$ -	$ 5,219	19.0%
Contractual Services	$ 25,750	$ 1,004,311	$ 248,606	$ 298,838	$ 547,444	54.5%
Personnel Services- Employee Benefits	$ 2,565	$ 33,466	$ 15,394	$ -	$ 15,394	46.0%
Personnel Services- Salaries & Wages	$ 5,469	$ 73,713	$ 33,971	$ -	$ 33,971	46.1%
Transfers Out	$ -	$ 25,529	$ 25,529	$ -	$ 25,529	100.0%
521 - Bowes Creek Special Service Area	**$ -**	**$ 32**	**$ -**	**$ -**	**$ -**	**0.0%**
Contingency and Other	$ -	$ 32	$ -	$ -	$ -	0.0%
5300 - Sunvale SBA SW 37	**$ -**	**$ 92**	**$ -**	**$ -**	**$ -**	**0.0%**
Contractual Services	$ -	$ 92	$ -	$ -	$ -	0.0%
5301 - Middle Creek SBA SW38	**$ -**	**$ 73**	**$ -**	**$ -**	**$ -**	**0.0%**
Contractual Services	$ -	$ 73	$ -	$ -	$ -	0.0%
5302 - Shirewood Farm SSA SW39	**$ -**	**$ 120**	**$ -**	**$ -**	**$ -**	**0.0%**
Contractual Services	$ -	$ 120	$ -	$ -	$ -	0.0%
5303 - Ogden Gardens SBA SW40	**$ -**	**$ 226**	**$ -**	**$ -**	**$ -**	**0.0%**
Contingency and Other	$ -	$ 226	$ -	$ -	$ -	0.0%
5304 - Wildwood West SBA SW41	**$ -**	**$ 3,579**	**$ -**	**$ -**	**$ -**	**0.0%**
Contingency and Other	$ -	$ 3,579	$ -	$ -	$ -	0.0%
5306 - Cheval DeSelle Venetian SBA SW43	**$ -**	**$ 81**	**$ -**	**$ -**	**$ -**	**0.0%**
Contingency and Other	$ -	$ 81	$ -	$ -	$ -	0.0%
5308 - Plank Road Estates SBA SW45	**$ -**	**$ 1,634**	**$ -**	**$ -**	**$ -**	**0.0%**
Contingency and Other	$ -	$ 59	$ -	$ -	$ -	0.0%
Contractual Services	$ -	$ 1,575	$ -	$ -	$ -	0.0%
5310 - Exposition View SBA SW47	**$ -**	**$ 528**	**$ -**	**$ -**	**$ -**	**0.0%**
Contingency and Other	$ -	$ 28	$ -	$ -	$ -	0.0%
Contractual Services	$ -	$ 500	$ -	$ -	$ -	0.0%
5311 - Pasadena Drive SBA SW48	**$ -**	**$ 117**	**$ -**	**$ -**	**$ -**	**0.0%**
Contingency and Other	$ -	$ 117	$ -	$ -	$ -	0.0%
5312 - Tamara Dittman SBA SW 50	**$ -**	**$ 1,120**	**$ -**	**$ -**	**$ -**	**0.0%**
Contingency and Other	$ -	$ 1,120	$ -	$ -	$ -	0.0%
5313 - Church Molitor SSA SA 52	**$ -**	**$ 1,020**	**$ -**	**$ -**	**$ -**	**0.0%**
Contingency and Other	$ -	$ 1,020	$ -	$ -	$ -	0.0%
5314 - 45W185 Plank Road SSA SW 54	**$ -**	**$ 4,002**	**$ 4,000**	**$ -**	**$ 4,000**	**100.0%**
Contingency and Other	$ -	$ 2	$ -	$ -	$ -	0.0%
Transfers Out	$ -	$ 4,000	$ 4,000	$ -	$ 4,000	100.0%
5315 - Boyer Road Special Service Area	**$ -**	**$ 700**	**$ 700**	**$ -**	**$ 700**	**100.0%**
Transfers Out	$ -	$ 700	$ 700	$ -	$ 700	100.0%

Kane County Expenditure Report - Detail
12/01/2025 - 5/31/2026
Through May 31st, 2026 (50% YTD)

	Current Month Transactions	Total Amended Budget	YTD Actual Transactions	YTD Encumbrances	Committed Budget	Total % Used
760 - Debt Service	$ -	$ 3,460,355	$ 3,199,687	$ -	$ 3,199,687	92.5%
601 - Public Building Commission	**$ -**	**$ 1,000**	**$ -**	**$ -**	**$ -**	**0.0%**
Contingency and Other	$ -	$ 1,000	$ -	$ -	$ -	0.0%
610 - Capital Improvement Debt Service	**$ -**	**$ 3,304,641**	**$ 3,096,101**	**$ -**	**$ 3,096,101**	**93.7%**
Debt Service	$ -	$ 3,304,641	$ 3,096,101	$ -	$ 3,096,101	93.7%
622 - Recovery Zone Bond Debt Service	**$ -**	**$ 154,714**	**$ 103,586**	**$ -**	**$ 103,586**	**67.0%**
Contingency and Other	$ -	$ 35,280	$ -	$ -	$ -	0.0%
Contractual Services	$ -	$ 550	$ 422	$ -	$ 422	76.7%
Debt Service	$ -	$ 118,884	$ 103,164	$ -	$ 103,164	86.8%
800 - Other- Countywide Expenses	$ 4,612,405	$ 89,640,965	$ 39,754,216	$ 18,049,692	$ 57,803,908	64.5%
001 - General Fund	**$ 33,187**	**$ 8,747,280**	**$ 7,419,294**	**$ 120,366**	**$ 7,539,660**	**86.2%**
Commodities	$ 14,973	$ 1,199,034	$ 646,166	$ -	$ 646,166	53.9%
Contractual Services	$ 18,214	$ 2,054,142	$ 1,279,023	$ 120,366	$ 1,399,389	68.1%
Transfers Out	$ -	$ 5,494,104	$ 5,494,104	$ -	$ 5,494,104	100.0%
100 - County Automation	**$ -**	**$ 8,894**	**$ -**	**$ -**	**$ -**	**0.0%**
Contractual Services	$ -	$ 8,894	$ -	$ -	$ -	0.0%
110 - Illinois Municipal Retirement	**$ 605,815**	**$ 8,934,763**	**$ 3,783,874**	**$ -**	**$ 3,783,874**	**42.4%**
Personnel Services- Employee Benefits	$ 605,815	$ -	$ 3,783,874	$ -	$ 3,783,874	N/A
Services	$ -	$ 8,934,763	$ -	$ -	$ -	0.0%
111 - FICA/Social Security	**$ 482,404**	**$ 6,837,660**	**$ 2,983,049**	**$ -**	**$ 2,983,049**	**43.6%**
Personnel Services- Employee Benefits	$ 482,404	$ -	$ 2,983,049	$ -	$ 2,983,049	N/A
Services	$ -	$ 6,837,660	$ -	$ -	$ -	0.0%
112 - Special Reserve	**$ -**	**$ 417,379**	**$ -**	**$ -**	**$ -**	**0.0%**
Contingency and Other	$ -	$ 417,379	$ -	$ -	$ -	0.0%
125 - Public Safety Sales Tax	**$ 83,455**	**$ 4,441,178**	**$ 1,790,266**	**$ 262,120**	**$ 2,052,386**	**46.2%**
Capital	$ 35,510	$ 1,718,000	$ 106,028	$ 258,620	$ 364,648	21.2%
Contractual Services	$ 24,786	$ 1,210,778	$ 333,220	$ 3,500	$ 336,720	27.8%
Personnel Services- Employee Benefits	$ 7,364	$ 76,129	$ 31,798	$ -	$ 31,798	41.8%
Personnel Services- Salaries & Wages	$ 15,795	$ 202,271	$ 85,219	$ -	$ 85,219	42.1%
Transfers Out	$ -	$ 1,234,000	$ 1,234,000	$ -	$ 1,234,000	100.0%
127 - Judicial Technology Sales Tax	**$ 348,770**	**$ 2,042,614**	**$ 1,483,609**	**$ 4,375**	**$ 1,487,984**	**72.8%**
Contractual Services	$ 312,851	$ 1,550,375	$ 1,255,036	$ 4,375	$ 1,259,411	81.2%
Personnel Services- Employee Benefits	$ 9,017	$ 113,025	$ 55,528	$ -	$ 55,528	49.1%
Personnel Services- Salaries & Wages	$ 26,902	$ 363,570	$ 157,400	$ -	$ 157,400	43.3%
Transfers Out	$ -	$ 15,644	$ 15,644	$ -	$ 15,644	100.0%
355 - American Rescue Plan	**$ 928,684**	**$ 21,086,460**	**$ 7,983,681**	**$ 10,472,139**	**$ 18,455,820**	**87.5%**
Capital	$ 553,127	$ 12,395,329	$ 3,588,950	$ 6,962,751	$ 10,551,701	85.1%
Commodities	$ 8,088	$ 11,500	$ 19,693	$ -	$ 19,693	171.2%
Contingency and Other	$ -	$ -	$ -	$ 25,750	$ 25,750	N/A
Contractual Services	$ 324,088	$ 6,240,366	$ 2,212,689	$ 3,483,638	$ 5,696,327	91.3%
Personnel Services- Employee Benefits	$ 11,326	$ 147,737	$ 74,217	$ -	$ 74,217	50.2%
Personnel Services- Salaries & Wages	$ 32,055	$ 415,012	$ 211,617	$ -	$ 211,617	51.0%
Transfers Out	$ -	$ 1,876,516	$ 1,876,516	$ -	$ 1,876,516	100.0%
356 - ARP Recoupment of Lost Revenue	**$ 23,200**	**$ 1,652,500**	**$ 1,774,237**	**$ 143,590**	**$ 1,917,827**	**116.1%**
Contractual Services	$ 23,200	$ -	$ 121,737	$ 143,590	$ 265,327	N/A
Transfers Out	$ -	$ 1,652,500	$ 1,652,500	$ -	$ 1,652,500	100.0%
500 - Capital Projects	**$ 435,852**	**$ 8,877,097**	**$ 1,882,040**	**$ 7,017,751**	**$ 8,899,791**	**100.3%**
Capital	$ 435,852	$ 8,677,097	$ 1,860,946	$ 7,035,739	$ 8,896,685	102.5%
Contingency and Other	$ -	$ -	$ -	$ (4,747)	$ (4,747)	N/A
Contractual Services	$ -	$ 200,000	$ 21,094	$ (13,241)	$ 7,853	3.9%
501 - Judicial Facility Construction	**$ 15,529**	**$ 904,000**	**$ 148,203**	**$ 29,351**	**$ 177,555**	**19.6%**
Capital	$ 6,370	$ 904,000	$ 123,105	$ 29,351	$ 152,456	16.9%
Contractual Services	$ 9,159	$ -	$ 25,098	$ -	$ 25,098	N/A
510 - Capital Improvement Bond Const	**$ -**	**$ 16,854**	**$ -**	**$ -**	**$ -**	**0.0%**
Contingency and Other	$ -	$ 16,854	$ -	$ -	$ -	0.0%
652 - Health Insurance Fund	**$ 1,655,507**	**$ 25,674,286**	**$ 10,505,964**	**$ -**	**$ 10,505,964**	**40.9%**
Commodities	$ -	$ 1,000	$ 298	$ -	$ 298	29.8%
Contingency and Other	$ -	$ 215,164	$ -	$ -	$ -	0.0%
Contractual Services	$ 1,655,507	$ 25,458,122	$ 10,503,166	$ -	$ 10,503,166	41.3%
Personnel Services- Employee Benefits	$ -	$ -	$ 2,500	$ -	$ 2,500	N/A

Kane County Expenditure Report - Detail
12/01/2025 - 5/31/2026
Through May 31st, 2026 (50% YTD)

	Current Month Transactions	Total Amended Budget	YTD Actual Transactions	YTD Encumbrances	Committed Budget	Total % Used
850 - Other County-Wide Group Ins	$ 1,246,288	$ 15,302,644	$ 7,452,686	$ -	$ 7,452,686	48.7%
001 - General Fund	**$ 1,246,288**	**$ 15,302,644**	**$ 7,452,686**	**$ -**	**$ 7,452,686**	**48.7%**
Services	$ 1,246,288	$ 15,302,644	$ 7,452,686	$ -	$ 7,452,686	48.7%
900 - Contingency	$ -	$ 79,674	$ -	$ -	$ -	0.0%
660 - Working Cash	**$ -**	**$ 79,674**	**$ -**	**$ -**	**$ -**	**0.0%**
Contingency and Other	$ -	$ 79,674	$ -	$ -	$ -	0.0%
98124 - WIOA 24	$ 347,933	$ -	$ 794,890	$ (1,208,726)	$ (413,836)	N/A
480 - Workforce Development	**$ 347,933**	**$ -**	**$ 794,890**	**$ (1,208,726)**	**$ (413,836)**	**N/A**
Commodities	$ 3,053	$ -	$ 24,259	$ -	$ 24,259	N/A
Contingency and Other	$ 1,300	$ -	$ 8,917	$ -	$ 8,917	N/A
Contractual Services	$ 290,719	$ -	$ 1,124,697	$ (1,208,726)	$ (84,029)	N/A
Personnel Services- Employee Benefits	$ 18,698	$ -	$ (54,357)	$ -	$ (54,357)	N/A
Personnel Services- Salaries & Wages	$ 34,163	$ -	$ (308,626)	$ -	$ (308,626)	N/A
98125 - WIOA 25	$ 557,496	$ -	$ 2,489,717	$ 1,049,361	$ 3,539,079	N/A
480 - Workforce Development	**$ 557,496**	**$ -**	**$ 2,489,717**	**$ 1,049,361**	**$ 3,539,079**	**N/A**
Commodities	$ 828	$ -	$ 9,207	$ 4,809	$ 14,016	N/A
Contractual Services	$ 374,205	$ -	$ 779,731	$ 1,044,552	$ 1,824,283	N/A
Personnel Services- Employee Benefits	$ 51,073	$ -	$ 429,502	$ -	$ 429,502	N/A
Personnel Services- Salaries & Wages	$ 131,391	$ -	$ 1,271,277	$ -	$ 1,271,277	N/A
98324 - TAA 23	$ 2,797	$ -	$ 13,502	$ -	$ 13,502	N/A
480 - Workforce Development	**$ 2,797**	**$ -**	**$ 13,502**	**$ -**	**$ 13,502**	**N/A**
Commodities	$ 68	$ -	$ 234	$ -	$ 234	N/A
Contractual Services	$ 679	$ -	$ 4,032	$ -	$ 4,032	N/A
Personnel Services- Employee Benefits	$ 606	$ -	$ 2,290	$ -	$ 2,290	N/A
Personnel Services- Salaries & Wages	$ 1,444	$ -	$ 6,946	$ -	$ 6,946	N/A
98900 - Operating Pool	$ 47,460	$ -	$ 20,617	$ 7,840	$ 28,457	N/A
480 - Workforce Development	**$ 47,460**	**$ -**	**$ 20,617**	**$ 7,840**	**$ 28,457**	**N/A**
Commodities	$ 16,464	$ -	$ 13,681	$ -	$ 13,681	N/A
Contractual Services	$ 30,996	$ -	$ 48,264	$ 7,840	$ 56,104	N/A
Personnel Services- Employee Benefits	$ -	$ -	$ (4,548)	$ -	$ (4,548)	N/A
Personnel Services- Salaries & Wages	$ -	$ -	$ (36,780)	$ -	$ (36,780)	N/A
98920 - One-Stop shared costs	$ 30,121	$ -	$ 216,757	$ 640	$ 217,397	N/A
480 - Workforce Development	**$ 30,121**	**$ -**	**$ 216,757**	**$ 640**	**$ 217,397**	**N/A**
Commodities	$ 838	$ -	$ 9,349	$ 640	$ 9,989	N/A
Contractual Services	$ 12,594	$ -	$ 81,349	$ -	$ 81,349	N/A
Personnel Services- Employee Benefits	$ 5,531	$ -	$ 43,555	$ -	$ 43,555	N/A
Personnel Services- Salaries & Wages	$ 11,158	$ -	$ 82,504	$ -	$ 82,504	N/A
98921 - One-Stop Operator	$ 3,414	$ -	$ 22,741	$ 159	$ 22,900	N/A
480 - Workforce Development	**$ 3,414**	**$ -**	**$ 22,741**	**$ 159**	**$ 22,900**	**N/A**
Commodities	$ 39	$ -	$ 196	$ -	$ 196	N/A
Contractual Services	$ 248	$ -	$ 1,562	$ 159	$ 1,721	N/A
Personnel Services- Employee Benefits	$ 1,045	$ -	$ 6,742	$ -	$ 6,742	N/A
Personnel Services- Salaries & Wages	$ 2,082	$ -	$ 14,241	$ -	$ 14,241	N/A
98980 - FY25 PY24 Supplemntl State Funds	$ (359)	$ -	$ 20,000	$ -	$ 20,000	N/A
480 - Workforce Development	**$ (359)**	**$ -**	**$ 20,000**	**$ -**	**$ 20,000**	**N/A**
Commodities	$ (359)	$ -	$ -	$ -	$ -	N/A
Contractual Services	$ -	$ -	$ 20,000	$ -	$ 20,000	N/A
98982 - WFD FY25-PY25 Supplemental Grant	$ 18,015	$ -	$ 46,711	$ (28,966)	$ 17,744	N/A
480 - Workforce Development	**$ 18,015**	**$ -**	**$ 46,711**	**$ (28,966)**	**$ 17,744**	**N/A**
Contractual Services	$ 13,442	$ -	$ 36,316	$ (28,966)	$ 7,350	N/A
Personnel Services- Employee Benefits	$ 1,483	$ -	$ 3,319	$ -	$ 3,319	N/A
Personnel Services- Salaries & Wages	$ 3,090	$ -	$ 7,075	$ -	$ 7,075	N/A
Grand Total	$ 22,090,096	$ 409,865,085	$ 148,912,221	$ 116,476,000	$ 265,388,221	64.8%

Kane County Revenue Report - Summary
12/01/2025 - 5/31/2026
Through May 31st, 2026 (50% YTD)

		Current Month Transactions		Total Amended Budget		YTD Transactions	Total % Received
000 - General Government Revenue	$	7,134,173	$	109,123,863	$	27,392,851	25.1%
001 - General Fund	$	6,833,593	$	100,871,199	$	25,581,057	25.4%
010 - Insurance Liability	$	300,580	$	8,252,664	$	1,811,795	22.0%
010 - County Board	$	-	$	11,774,694	$	6,068,634	51.5%
001 - General Fund	$	-	$	132,500	$	105,216	79.4%
120 - Grand Victoria Casino Elgin	$	-	$	5,239,437	$	5,004,778	95.5%
430 - Farmland Preservation	$	-	$	6,402,757	$	840,544	13.1%
491 - Tax Sale Purchase	$	-	$	-	$	118,063	N/A
753 - Junior Kane County Board	$	-	$	-	$	34	N/A
040 - Finance	$	-	$	18,035	$	-	0.0%
001 - General Fund	$	-	$	15,000	$	-	0.0%
120 - Grand Victoria Casino Elgin	$	-	$	3,035	$	-	0.0%
060 - Information Technologies	$	268,738	$	3,862,300	$	3,973,253	102.9%
001 - General Fund	$	54,430	$	1,206,127	$	1,019,155	84.5%
101 - Geographic Information Systems	$	214,308	$	2,324,673	$	1,287,664	55.4%
385 - IL Counties Information Mgmt	$	-	$	-	$	3	N/A
390 - Web Technical Services	$	-	$	331,500	$	316,539	95.5%
705 - 911 Emergency Surcharge	$	-	$	-	$	367,753	N/A
708 - Wireless 911	$	-	$	-	$	982,138	N/A
080 - Building Management	$	1,912	$	50,659	$	16,371	32.3%
001 - General Fund	$	1,912	$	50,659	$	16,371	32.3%
120 - Human Resource Management	$	-	$	1,301	$	813	62.5%
246 - Employee Events Fund	$	-	$	1,301	$	813	62.5%
140 - County Auditor	$	-	$	6,500	$	6,500	100.0%
020 - The Stipend Fund	$	-	$	6,500	$	6,500	100.0%
150 - Treasurer/Collector	$	6,500	$	2,145,421	$	180,102	8.4%
001 - General Fund	$	-	$	1,757,711	$	89,840	5.1%
020 - The Stipend Fund	$	6,500	$	6,500	$	6,500	100.0%
150 - Tax Sale Automation	$	-	$	278,210	$	13,285	4.8%
268 - Sale & Error	$	-	$	103,000	$	7,504	7.3%
703 - Special Trust	$	-	$	-	$	13,200	N/A
709 - Special Deposit	$	-	$	-	$	12,224	N/A
762 - Unclaimed Funds	$	-	$	-	$	37,549	N/A
170 - Supervisor of Assessments	$	6,825	$	88,957	$	41,712	46.9%
001 - General Fund	$	6,825	$	85,957	$	38,712	45.0%
020 - The Stipend Fund	$	-	$	3,000	$	3,000	100.0%

Kane County Revenue Report - Summary
12/01/2025 - 5/31/2026
Through May 31st, 2026 (50% YTD)

		Current Month Transactions		Total Amended Budget		YTD Transactions	Total % Received
190 - County Clerk	$	95,745	$	2,511,317	$	734,233	29.2%
001 - General Fund	$	79,857	$	2,253,040	$	622,202	27.6%
020 - The Stipend Fund	$	-	$	6,500	$	-	0.0%
160 - Vital Records Automation	$	15,889	$	229,180	$	105,959	46.2%
161 - Election Equipment Fund	$	-	$	22,597	$	5,933	26.3%
746 - County Clerk Domestic Violence	$	-	$	-	$	11	N/A
747 - Death Certificates	$	-	$	-	$	128	N/A
210 - Recorder	$	417,205	$	4,153,597	$	2,040,693	49.1%
001 - General Fund	$	364,673	$	3,181,040	$	1,714,472	53.9%
020 - The Stipend Fund	$	-	$	6,500	$	-	0.0%
170 - Recorder's Automation	$	52,532	$	966,057	$	320,757	33.2%
724 - Recorder's Rental Surcharge	$	-	$	-	$	1,069	N/A
761 - State Real Estate Transfer Tax	$	-	$	-	$	4,395	N/A
240 - Judiciary and Courts	$	56,403	$	1,485,249	$	496,661	33.4%
001 - General Fund	$	26,708	$	1,249,150	$	300,927	24.1%
195 - Children's Waiting Room	$	28,882	$	212,001	$	184,951	87.2%
196 - D.U.I.	$	2	$	17,650	$	3,968	22.5%
197 - Foreclosure Mediation Fund	$	-	$	3,362	$	1,964	58.4%
492 - Marriage Fees	$	810	$	3,086	$	4,850	157.2%
250 - Circuit Clerk	$	566,585	$	6,951,595	$	3,244,150	46.7%
001 - General Fund	$	334,754	$	3,380,000	$	1,927,214	57.0%
200 - Court Automation	$	81,084	$	1,645,382	$	476,282	28.9%
201 - Court Document Storage	$	81,011	$	854,237	$	470,946	55.1%
202 - Child Support	$	9,426	$	158,460	$	40,913	25.8%
203 - Circuit Clerk Admin Services	$	21,434	$	547,913	$	146,949	26.8%
204 - Circuit Clk Electronic Citation	$	21,000	$	259,247	$	114,291	44.1%
205 - Circuit Ct Clerk Op and Admin	$	17,876	$	106,356	$	67,554	63.5%

Kane County Revenue Report - Summary
12/01/2025 - 5/31/2026
Through May 31st, 2026 (50% YTD)

		Current Month Transactions		Total Amended Budget		YTD Transactions	Total % Received
300 - State's Attorney	$	385,131	$	6,448,709	$	4,235,589	65.7%
001 - General Fund	$	171,691	$	1,720,364	$	904,983	52.6%
010 - Insurance Liability	$	-	$	130,000	$	130,000	100.0%
220 - Title IV-D	$	78,979	$	907,789	$	397,406	43.8%
221 - Drug Prosecution	$	2,770	$	340,279	$	340,307	100.0%
222 - Victim Coordinator Services	$	7,692	$	396,540	$	363,960	91.8%
223 - Domestic Violence	$	-	$	211,024	$	210,095	99.6%
225 - Auto Theft Task Force	$	-	$	1,413	$	623	44.1%
226 - Weed and Seed	$	-	$	10,000	$	264	2.6%
230 - Child Advocacy Center	$	122,568	$	2,465,874	$	1,851,192	75.1%
231 - Equitable Sharing Program	$	-	$	1,413	$	720	51.0%
232 - State's Atty Records Automation	$	1,431	$	17,825	$	9,892	55.5%
233 - Bad Check Restitution	$	-	$	1,413	$	741	52.4%
234 - Drug Asset Forfeiture	$	-	$	8,474	$	263	3.1%
235 - State's Attorney Employee Events	$	-	$	39	$	25	64.8%
236 - Child Advocacy Advisory Board	$	-	$	707	$	459	64.9%
237 - Money Laundering - State's Atty	$	-	$	168,313	$	6,222	3.7%
490 - Kane County Law Enforcement	$	-	$	67,242	$	18,437	27.4%
360 - Public Defender	$	11,711	$	302,683	$	65,406	21.6%
001 - General Fund	$	10,965	$	193,174	$	57,159	29.6%
243 - Public Defender Special Fund	$	-	$	107,802	$	2,759	2.6%
244 - Public Defender Rec Automation	$	745	$	1,707	$	5,487	321.5%
370 - Law Library	$	29,736	$	371,827	$	183,546	49.4%
250 - Law Library	$	29,736	$	371,827	$	183,546	49.4%

Kane County Revenue Report - Summary
12/01/2025 - 5/31/2026
Through May 31st, 2026 (50% YTD)

		Current Month Transactions		Total Amended Budget		YTD Transactions	Total % Received
380 - Sheriff	$	306,305	$	5,860,373	$	2,901,850	49.5%
001 - General Fund	$	210,663	$	2,868,639	$	1,379,683	48.1%
020 - The Stipend Fund	$	-	$	6,500	$	6,500	100.0%
128 - Sheriff's Vehicle & Equipment	$	-	$	1,795,066	$	1,256,921	70.0%
247 - EMA Volunteer Fund	$	-	$	-	$	721	N/A
248 - KC Emergency Planning	$	-	$	-	$	638	N/A
249 - Bomb Squad SWAT	$	-	$	5,052	$	38	0.8%
251 - Canteen Commission	$	-	$	651,000	$	400	0.1%
252 - Sheriff DEF Federal - DOJ	$	-	$	11,000	$	5,606	51.0%
253 - County Sheriff DEF Local	$	-	$	20,000	$	-	0.0%
254 - FATS	$	-	$	6,000	$	-	0.0%
255 - K-9 Unit	$	-	$	30,000	$	146	0.5%
256 - Vehicle Maintenance/Purchase	$	-	$	1,200	$	52	4.4%
257 - Sheriff DUI Fund	$	-	$	32,000	$	128	0.4%
258 - Sheriffs Office Money Laundering	$	-	$	6,000	$	147	2.5%
259 - Transportation Safety Highway HB	$	162	$	20,000	$	832	4.2%
262 - AJF Medical Cost	$	1,920	$	47,000	$	12,127	25.8%
263 - Sheriff Civil Operations	$	-	$	20,000	$	66	0.3%
264 - Cannabis Regulation - Local	$	9,754	$	89,503	$	42,215	47.2%
265 - Sheriff DEF Federal - Treasury	$	67,771	$	51,413	$	115,877	225.4%
702 - Sheriff's Detail Escrow	$	16,035	$	200,000	$	79,754	39.9%
425 - Kane Comm	$	-	$	3,254,430	$	1,372,572	42.2%
269 - Kane Comm	$	-	$	3,254,430	$	1,372,572	42.2%
430 - Court Services	$	684,480	$	10,127,910	$	4,717,904	46.6%
001 - General Fund	$	617,022	$	8,778,000	$	4,133,910	47.1%
270 - Probation Services	$	57,829	$	792,800	$	382,933	48.3%
271 - Substance Abuse Screening	$	659	$	70,000	$	12,303	17.6%
273 - Drug Court Special Resources	$	7,600	$	246,450	$	63,894	25.9%
276 - Probation Victim Services	$	632	$	10,000	$	4,873	48.7%
277 - Victim Impact Panel	$	-	$	200	$	118	58.9%
278 - Juvenile Justice Donation Fund	$	-	$	2,089	$	1,413	67.6%
279 - DUI Court	$	-	$	228,300	$	109,541	48.0%
756 - Court Services Adult Restitution	$	11	$	-	$	64	N/A
757 - Court Srvcs Juvenile Restitution	$	727	$	-	$	8,855	N/A
759 - Court Srvcs Employee Education	$	-	$	71	$	-	0.0%
490 - Coroner	$	46,402	$	1,116,098	$	208,681	18.7%
020 - The Stipend Fund	$	-	$	6,500	$	6,500	100.0%
289 - Coroner Administration	$	46,402	$	1,109,503	$	202,120	18.2%
701 - Elder Fatality Review Team	$	-	$	95	$	62	64.9%
500 - Animal Control	$	77,595	$	1,399,378	$	656,258	46.9%
290 - Animal Control	$	77,595	$	1,399,378	$	656,258	46.9%

Kane County Revenue Report - Summary
12/01/2025 - 5/31/2026
Through May 31st, 2026 (50% YTD)

		Current Month Transactions		Total Amended Budget		YTD Transactions	Total % Received
510 - Emergency Management Services	$	585	$	87,657	$	68,321	77.9%
001 - General Fund	$	-	$	72,250	$	61,281	84.8%
247 - EMA Volunteer Fund	$	585	$	11,700	$	1,490	12.7%
248 - KC Emergency Planning	$	-	$	3,707	$	5,550	149.7%
520 - Transportation	$	3,418,296	$	119,222,790	$	23,430,009	19.7%
300 - County Highway	$	293,701	$	7,540,124	$	966,469	12.8%
301 - County Bridge	$	14,658	$	381,875	$	18,197	4.8%
302 - Motor Fuel Tax	$	1,013,692	$	39,705,968	$	4,981,578	12.5%
303 - County Highway Matching	$	3,059	$	75,011	$	3,031	4.0%
304 - Motor Fuel Local Option	$	797,373	$	20,323,347	$	3,763,464	18.5%
305 - Transportation Sales Tax	$	1,036,659	$	39,600,854	$	12,105,913	30.6%
558 - North Impact Fees	$	116,133	$	4,686,730	$	630,919	13.5%
559 - Central Impact Fees	$	32,438	$	2,624,644	$	144,817	5.5%
560 - South Impact Fees	$	10,990	$	4,284,237	$	379,803	8.9%
706 - Township Bridge	$	-	$	-	$	768	N/A
7700 - Aurora Township	$	7,688	$	-	$	31,715	N/A
7701 - Batavia Township	$	2,297	$	-	$	11,289	N/A
7702 - Big Rock Township	$	5,287	$	-	$	22,848	N/A
7703 - Blackberry Township	$	10,993	$	-	$	46,040	N/A
7704 - Burlington Township	$	5,217	$	-	$	23,135	N/A
7705 - Campton Township	$	6,155	$	-	$	27,384	N/A
7706 - Dundee Township	$	5,399	$	-	$	22,776	N/A
7707 - Elgin Township	$	5,462	$	-	$	25,207	N/A
7708 - Geneva Township	$	519	$	-	$	2,361	N/A
7709 - Hampshire Township	$	5,858	$	-	$	24,650	N/A
7710 - Kaneville Township	$	5,154	$	-	$	20,656	N/A
7711 - Plato Township	$	7,545	$	-	$	40,301	N/A
7712 - Rutland Township	$	4,941	$	-	$	22,098	N/A
7713 - St. Charles Township	$	17,187	$	-	$	71,287	N/A
7714 - Sugar Grove Township	$	3,895	$	-	$	17,973	N/A
7715 - Virgil Township	$	5,997	$	-	$	25,328	N/A
580 - Health	$	611,298	$	14,258,430	$	3,887,130	27.3%
349 - Opioid Settlement Fund	$	98,388	$	2,000,000	$	219,509	11.0%
350 - County Health	$	497,801	$	10,579,681	$	3,065,180	29.0%
351 - Kane Kares	$	11,185	$	719,256	$	403,974	56.2%
355 - American Rescue Plan	$	-	$	6,883	$	-	0.0%
404 - Homeless Management Info Systems	$	-	$	147,651	$	29,961	20.3%
409 - Continuum of Care Planning Grant	$	3,925	$	158,750	$	168,507	106.1%
414 - Home - ARP	$	-	$	646,209	$	-	0.0%

Kane County Revenue Report - Summary
12/01/2025 - 5/31/2026
Through May 31st, 2026 (50% YTD)

		Current Month Transactions		Total Amended Budget		YTD Transactions	Total % Received
660 - Veterans' Commission	$	26,660	$	713,191	$	35,925	5.0%
380 - Veterans' Commission	$	26,660	$	713,191	$	35,925	5.0%
670 - Environmental Management	$	552,916	$	1,636,952	$	952,248	58.2%
001 - General Fund	$	5,025	$	75,815	$	65,396	86.3%
420 - Stormwater Management	$	469,367	$	691,908	$	498,895	72.1%
421 - Elec Agg Civic Contribution	$	20,000	$	207,494	$	50,782	24.5%
650 - Enterprise Surcharge	$	58,524	$	660,247	$	336,950	51.0%
751 - Subdivision Review Escrow	$	-	$	1,488	$	225	15.1%
690 - Development	$	715,918	$	13,200,455	$	4,258,011	32.3%
001 - General Fund	$	66,353	$	2,333,050	$	618,706	26.5%
400 - Economic Development	$	23,627	$	2,040,714	$	1,895,051	92.9%
401 - Community Dev Block Program	$	127,386	$	1,702,201	$	495,549	29.1%
402 - HOME Program	$	184,683	$	1,366,243	$	611,487	44.8%
403 - Unincorporated Stormwater Mgmt	$	-	$	39,240	$	8,266	21.1%
405 - Cost Share Drainage	$	-	$	392,519	$	11,948	3.0%
406 - OCR & Recovery Act Programs	$	69,399	$	504,870	$	110,724	21.9%
407 - Quality of Kane Grants	$	-	$	30,870	$	946	3.1%
408 - Neighborhood Stabilization Progr	$	-	$	87,166	$	-	0.0%
411 - Emergency Rental Assistance	$	-	$	40,047	$	428	1.1%
412 - Emergency Rental Assistance #2	$	-	$	2,554,241	$	7,149	0.3%
413 - CDBG-CV	$	-	$	562,103	$	-	0.0%
414 - Home - ARP	$	199,784	$	6,790	$	420,572	6194.0%
425 - Blighted Structure Demolition	$	-	$	124,205	$	3,096	2.5%
435 - Growing for Kane	$	-	$	238,453	$	15,246	6.4%
520 - Mill Creek Special Service Area	$	44,183	$	1,164,419	$	55,840	4.8%
521 - Bowes Creek Special Service Area	$	-	$	32	$	20	62.1%
5300 - Sunvale SBA SW 37	$	-	$	92	$	42	46.1%
5301 - Middle Creek SBA SW38	$	-	$	73	$	51	69.7%
5302 - Shirewood Farm SSA SW39	$	-	$	120	$	9	7.7%
5303 - Ogden Gardens SBA SW40	$	-	$	226	$	104	46.2%
5304 - Wildwood West SBA SW41	$	311	$	3,579	$	679	19.0%
5306 - Cheval DeSelle Venetian SBA SW43	$	-	$	81	$	68	84.3%
5308 - Plank Road Estates SBA SW45	$	-	$	1,634	$	77	4.7%
5310 - Exposition View SBA SW47	$	20	$	528	$	54	10.2%
5311 - Pasadena Drive SBA SW48	$	150	$	117	$	256	219.0%
5312 - Tamara Dittman SBA SW 50	$	25	$	1,120	$	584	52.1%
5313 - Church Molitor SSA SA 52	$	-	$	1,020	$	509	49.9%
5314 - 45W185 Plank Road SSA SW 54	$	-	$	4,002	$	(0)	0.0%
5315 - Boyer Road Special Service Area	$	-	$	700	$	-	0.0%
752 - Crane Road Estates SSA	$	-	$	-	$	548	N/A

Kane County Revenue Report - Summary
12/01/2025 - 5/31/2026
Through May 31st, 2026 (50% YTD)

	Current Month Transactions	Total Amended Budget	YTD Transactions	Total % Received
760 - Debt Service	$ -	$ 3,460,355	$ 3,262,276	94.3%
601 - Public Building Commission	$ -	$ 1,000	$ 117	11.7%
610 - Capital Improvement Debt Service	$ -	$ 3,304,641	$ 3,222,097	97.5%
622 - Recovery Zone Bond Debt Service	$ -	$ 154,714	$ 40,062	25.9%
800 - Other- Countywide Expenses	$ 2,935,375	$ 86,150,685	$ 15,723,047	18.3%
100 - County Automation	$ 610	$ 8,894	$ 3,107	34.9%
110 - Illinois Municipal Retirement	$ 277,217	$ 8,934,763	$ 331,910	3.7%
111 - FICA/Social Security	$ 220,260	$ 6,837,660	$ 250,438	3.7%
112 - Special Reserve	$ -	$ 417,379	$ 358,178	85.8%
125 - Public Safety Sales Tax	$ 186,599	$ 4,441,178	$ 883,642	19.9%
127 - Judicial Technology Sales Tax	$ 124,399	$ 2,042,614	$ 602,311	29.5%
355 - American Rescue Plan	$ -	$ 26,343,460	$ 180,012	0.7%
356 - ARP Recoupment of Lost Revenue	$ -	$ 1,652,500	$ (45)	0.0%
500 - Capital Projects	$ 23,140	$ 8,877,097	$ 215,316	2.4%
501 - Judicial Facility Construction	$ 77,592	$ 904,000	$ 543,766	60.2%
510 - Capital Improvement Bond Const	$ -	$ 16,854	$ -	0.0%
652 - Health Insurance Fund	$ 2,025,559	$ 25,674,286	$ 12,354,413	48.1%
900 - Contingency	$ -	$ 79,674	$ 52,098	65.4%
660 - Working Cash	$ -	$ 79,674	$ 52,098	65.4%
98124 - WIOA 24	$ 712,562	$ -	$ 662,725	N/A
480 - Workforce Development	$ 712,562	$ -	$ 662,725	N/A
98125 - WIOA 25	$ (39,305)	$ -	$ 1,403,111	N/A
480 - Workforce Development	$ (39,305)	$ -	$ 1,403,111	N/A
98324 - TAA 23	$ 4,632	$ -	$ 18,172	N/A
480 - Workforce Development	$ 4,632	$ -	$ 18,172	N/A
98325 - TAA 24	$ -	$ -	$ (12,344)	N/A
480 - Workforce Development	$ -	$ -	$ (12,344)	N/A
98920 - One-Stop shared costs	$ 73,935	$ -	$ 198,401	N/A
480 - Workforce Development	$ 73,935	$ -	$ 198,401	N/A
98921 - One-Stop Operator	$ 42,267	$ -	$ 118,033	N/A
480 - Workforce Development	$ 42,267	$ -	$ 118,033	N/A
98982 - WFD FY25-PY25 Supplemental Grant	$ 21,956	$ -	$ 66,932	N/A
480 - Workforce Development	$ 21,956	$ -	$ 66,932	N/A
Grand Total	$ 19,172,541	$ 409,865,085	$ 112,661,875	27.5%

Budget Performance Report

Fiscal Year to Date 05/31/26

Include Rollup Account and Rollup to Account

Account	Account Description	Adopted Budget	Budget Amendments	Amended Budget	Current Month Transactions	YTD Encumbrances	YTD Transactions	Budget - YTD Transactions	% Used/ Rec'd	Prior Year Total
Fund	**001 - General Fund**									
REVENUE										
30000	Property Taxes	37,623,175.00	.00	37,623,175.00	1,763,306.18	.00	1,813,143.20	35,810,031.80	5	35,802,536.00
30005	Property Tax Revenue Recapture	.00	.00	.00	.00	.00	.00	.00	+++	148,994.59
30010	Back Taxes- Interest and Penalty	1,667,871.00	.00	1,667,871.00	.00	.00	.00	1,667,871.00	0	1,963,666.58
30100	Sales Tax	28,000,000.00	.00	28,000,000.00	1,939,157.66	.00	9,548,749.34	18,451,250.66	34	29,074,917.23
30105	Sales Tax- RTA	9,595,249.00	.00	9,595,249.00	725,661.05	.00	3,375,434.47	6,219,814.53	35	2,893,400.75
30110	Income Tax	11,000,000.00	.00	11,000,000.00	1,873,488.30	.00	5,708,870.73	5,291,129.27	52	10,921,292.18
30120	Local Use Tax	440,000.00	.00	440,000.00	33,437.61	.00	168,509.02	271,490.98	38	891,671.17
30160	Personal Property ReplaceTax	2,500,000.00	.00	2,500,000.00	473,908.55	.00	1,152,446.99	1,347,553.01	46	2,263,210.99
30170	TIF Distribution Tax	8,000.00	.00	8,000.00	.00	.00	.00	8,000.00	0	46,684.51
30999	Lease Revenue	50,000.00	.00	50,000.00	.00	.00	.00	50,000.00	0	46,721.00
31000	Liquor Licenses	130,000.00	.00	130,000.00	.00	.00	105,215.70	24,784.30	81	100,278.25
31010	Marriage Licenses	81,000.00	.00	81,000.00	7,857.00	.00	35,505.00	45,495.00	44	92,610.00
31020	Civil Union Licenses	400.00	.00	400.00	81.00	.00	108.00	292.00	27	351.00
31300	Building and Inspection Permits	1,550,000.00	.00	1,550,000.00	(150.00)	.00	404,331.00	1,145,669.00	26	1,324,522.00
31310	Residential Grading Plan Permits	5,000.00	.00	5,000.00	.00	.00	300.00	4,700.00	6	18,079.00
31320	Stormwater Permits	25,000.00	.00	25,000.00	2,125.00	.00	23,556.25	1,443.75	94	93,345.50
31360	Wetland Permits	2,000.00	.00	2,000.00	2,000.00	.00	2,000.00	.00	100	5,000.00
31380	Publication Permits	300.00	.00	300.00	.00	.00	.00	300.00	0	50.00
31390	Gathering Permits	2,500.00	.00	2,500.00	.00	.00	.00	2,500.00	0	3,900.00
31410	Fireworks Permits	2,000.00	.00	2,000.00	.00	.00	1,500.00	500.00	75	1,900.00
32077	Sheriff DCFS Grant	236,401.00	.00	236,401.00	.00	.00	49,605.84	186,795.16	21	148,072.01
32078	Sheriff RSAT Grant	190,000.00	.00	190,000.00	.00	.00	.00	190,000.00	0	190,000.00
32079	SAO JAG Grant	.00	.00	.00	.00	.00	.00	.00	+++	97,500.00
32095	JJC Council Grant	.00	.00	.00	.00	.00	.00	.00	+++	15,509.60
32220	State Alien Assistance Grant	100,000.00	.00	100,000.00	.00	.00	.00	100,000.00	0	135,218.00
32270	Help America Vote Act (HAVA) Grant	.00	.00	.00	.00	.00	30,555.00	(30,555.00)	+++	122,083.42
32650	Justice Assistance Grant	20,000.00	.00	20,000.00	.00	.00	.00	20,000.00	0	.00
32719	CLEPD Grant	175,000.00	.00	175,000.00	32,862.88	.00	71,107.88	103,892.12	41	150,726.08
32745	Tech & Civic Life Grant	350,000.00	.00	350,000.00	.00	.00	.00	350,000.00	0	877,649.01
33690	Illinois Voter Registration State (IVRS) Grant	250,000.00	.00	250,000.00	.00	.00	.00	250,000.00	0	.00
33700	Child Protection Data Court Grant	.00	.00	.00	.00	.00	1,128.00	(1,128.00)	+++	2,702.70
33900	Grants - Other	12,000.00	.00	12,000.00	8,097.98	.00	14,308.90	(2,308.90)	119	237,942.72
33902	Grants - State Government	1,133,907.00	(1,000,000.00)	133,907.00	.00	.00	26,030.27	107,876.73	19	936,379.00
33903	Grants - Federal Government	450,454.00	.00	450,454.00	35,612.67	.00	225,460.12	224,993.88	50	158,913.34
34000	Off Track Wagering Fees	50,000.00	.00	50,000.00	1,987.00	.00	2,940.00	47,060.00	6	23,054.00
34020	Computer Services Fees	98,934.00	.00	98,934.00	40,704.70	.00	59,483.12	39,450.88	60	353,717.87
34050	Mapping Royalties Fees	5,500.00	.00	5,500.00	.00	.00	5,286.55	213.45	96	5,477.62
34060	Assessor Fees	1,000.00	.00	1,000.00	5.00	.00	500.00	500.00	50	950.00
34070	Notary Fees	200.00	.00	200.00	14.00	.00	104.00	96.00	52	173.00

Budget Performance Report

Fiscal Year to Date 05/31/26

Include Rollup Account and Rollup to Account

Account	Account Description	Adopted Budget	Budget Amendments	Amended Budget	Current Month Transactions	YTD Encumbrances	YTD Transactions	Budget - YTD Transactions	% Used/ Rec'd	Prior Year Total
Fund **001 - General Fund**										
REVENUE										
34080	Business Fees	1,600.00	.00	1,600.00	140.00	.00	905.00	695.00	57	1,515.00
34090	Passport Fees	391,000.00	.00	391,000.00	15,367.00	.00	129,738.00	261,262.00	33	316,167.00
34100	Certified Copy Fees	630,000.00	.00	630,000.00	43,079.40	.00	267,401.40	362,598.60	42	602,895.58
34110	Tax Redemption Fees	148,000.00	.00	148,000.00	6,156.00	.00	70,520.40	77,479.60	48	120,657.60
34120	Election Fees	160,000.00	.00	160,000.00	84.00	.00	190.00	159,810.00	0	216,645.50
34130	Tax Extension Fees	42,000.00	.00	42,000.00	172.90	.00	26,347.88	15,652.12	63	21,839.14
34140	Financing Statement Fees	20,000.00	.00	20,000.00	1,285.00	.00	8,425.00	11,575.00	42	19,560.00
34150	Recording Fees	1,050,000.00	.00	1,050,000.00	102,436.50	.00	601,252.20	448,747.80	57	1,133,010.50
34160	Certified Record Copy Fees	11,000.00	.00	11,000.00	1,153.44	.00	4,387.79	6,612.21	40	10,761.03
34170	Revenue Tax Stamp Fees	2,100,000.00	.00	2,100,000.00	259,796.50	.00	1,100,389.25	999,610.75	52	2,416,444.87
34200	General Circuit Division Fees	2,870,000.00	.00	2,870,000.00	278,029.03	.00	1,631,458.75	1,238,541.25	57	2,885,447.83
34210	10% Bond Fees	.00	.00	.00	310.00	.00	7,111.00	(7,111.00)	+++	15,293.50
34220	Mailing Fees	45,000.00	.00	45,000.00	10,048.20	.00	30,594.86	14,405.14	68	58,329.01
34230	County Court System Fees	450,000.00	.00	450,000.00	44,049.54	.00	251,709.80	198,290.20	56	469,484.16
34250	State's Atty Prosecution Fees	465,000.00	.00	465,000.00	42,974.34	.00	228,999.98	236,000.02	49	462,999.84
34350	Detail Fees	185,000.00	.00	185,000.00	14,190.60	.00	82,184.35	102,815.65	44	160,968.75
34360	Net Civil Processing Fees	240,000.00	.00	240,000.00	8,994.00	.00	99,716.25	140,283.75	42	5,360.19
34370	Chancery Foreclosure Fees	110,000.00	.00	110,000.00	5,200.00	.00	56,000.00	54,000.00	51	109,200.00
34380	Body Writ Fees	10,000.00	.00	10,000.00	1,718.00	.00	5,636.00	4,364.00	56	9,924.50
34390	Accident Copy Fees	4,000.00	.00	4,000.00	533.50	.00	4,987.00	(987.00)	125	6,979.26
34400	Weekend Prisoner Fees	6,000.00	.00	6,000.00	695.20	.00	5,287.20	712.80	88	1,751.17
34430	Inmate Telephone Fees- AJF	50,000.00	.00	50,000.00	21,461.02	.00	75,750.54	(25,750.54)	152	69,702.59
34440	Fingerprinting Fees	2,000.00	.00	2,000.00	200.00	.00	880.00	1,120.00	44	1,740.00
34450	Bond Fees	5,000.00	.00	5,000.00	600.00	.00	4,617.50	382.50	92	12,300.00
34470	Court Security Fees	600,000.00	.00	600,000.00	59,693.10	.00	344,553.03	255,446.97	57	640,189.68
34480	KIDS Program Fees	90,000.00	.00	90,000.00	7,380.00	.00	52,605.00	37,395.00	58	102,230.00
34490	Electronic Monitoring Fees	60,000.00	.00	60,000.00	4,371.27	.00	45,331.04	14,668.96	76	101,590.57
34520	Mental Health/Specialty Court Fees	90,000.00	.00	90,000.00	8,790.43	.00	47,800.85	42,199.15	53	95,867.89
34710	Cable Franchise Fees	640,000.00	.00	640,000.00	66,502.52	.00	182,725.27	457,274.73	29	482,077.27
34720	Zoning Fees	60,000.00	.00	60,000.00	.00	.00	27,500.00	32,500.00	46	77,515.00
34730	Subdivision Approval Fees	5,000.00	.00	5,000.00	.00	.00	750.00	4,250.00	15	5,000.00
34740	Development/Planning Srv Fees	100.00	.00	100.00	.00	.00	.00	100.00	0	.00
34750	Adjudication Hearing Fees	600.00	.00	600.00	.00	.00	600.00	.00	100	1,900.00
34790	Public Defender Fees	2,500.00	.00	2,500.00	.00	.00	337.05	2,162.95	13	542.07
34880	Interstate Compact Fees	1,000.00	.00	1,000.00	.00	.00	250.00	750.00	25	1,000.00
34890	Indemnity Fees	45,000.00	.00	45,000.00	.00	.00	.00	45,000.00	0	43,720.00
35010	Default Fees	45,000.00	.00	45,000.00	8,450.93	.00	26,427.17	18,572.83	59	55,071.92
35050	Domestic Violence GPS Fees	.00	.00	.00	.00	.00	.00	.00	+++	13.72
35230	DV Diversion Program Fee	75,000.00	.00	75,000.00	6,747.07	.00	40,229.66	34,770.34	54	65,241.53

Budget Performance Report

Fiscal Year to Date 05/31/26

Include Rollup Account and Rollup to Account

Account	Account Description	Adopted Budget	Budget Amendments	Amended Budget	Current Month Transactions	YTD Encumbrances	YTD Transactions	Budget - YTD Transactions	% Used/ Rec'd	Prior Year Total
Fund	**001 - General Fund**									
REVENUE										
35260	Additional Circuit Divison Fees	.00	.00	.00	.00	.00	.00	.00	+++	258,648.42
35270	Drug Testing Administrative Fee	10,000.00	.00	10,000.00	840.64	.00	4,997.84	5,002.16	50	9,646.67
35280	Drug Diversion Program Fee	36,000.00	.00	36,000.00	2,499.34	.00	21,837.74	14,162.26	61	39,182.85
35345	Deferred Prosecution	145,000.00	.00	145,000.00	15,009.54	.00	69,391.20	75,608.80	48	148,133.61
35350	D/A Deferred Prosecution	.00	.00	.00	164.03	.00	164.03	(164.03)	+++	1,666.00
35355	P/S Deferred Prosecution	.00	.00	.00	.00	.00	553.26	(553.26)	+++	.00
35375	Vacant Dwelling Fees	300.00	.00	300.00	.00	.00	.00	300.00	0	.00
35420	KEEP/C-PACE Admin Fees	75,000.00	.00	75,000.00	.00	.00	.00	75,000.00	0	.00
35900	Miscellaneous Fees	89,000.00	.00	89,000.00	2,713.00	.00	11,987.81	77,012.19	13	56,320.68
36000	State's Attorney Fines	270,000.00	.00	270,000.00	35,601.69	.00	149,452.13	120,547.87	55	295,556.85
36010	Bond Forfeiture Fines	.00	.00	.00	4,500.00	.00	14,130.00	(14,130.00)	+++	7,020.00
36050	DUI Fines	.00	.00	.00	50.00	.00	150.00	(150.00)	+++	522.17
36060	Traffic Violation Fines	100,000.00	.00	100,000.00	2,867.55	.00	21,676.17	78,323.83	22	35,751.54
36080	Eviction Fines	80,000.00	.00	80,000.00	13,363.00	.00	48,514.50	31,485.50	61	120,523.00
36090	Adjudication Fines	750.00	.00	750.00	.00	.00	.00	750.00	0	.00
36115	Judicial Technology Fine	250,000.00	.00	250,000.00	26,708.33	.00	153,759.87	96,240.13	62	287,444.53
37020	Sup of Assr Salary Reimbursement	79,457.00	.00	79,457.00	6,819.96	.00	32,925.42	46,531.58	41	76,942.67
37030	States Atty Salary Reimbursement	217,495.00	.00	217,495.00	19,291.22	.00	96,456.10	121,038.90	44	223,088.16
37050	Public Def Salary Reimbursement	131,582.00	.00	131,582.00	10,965.19	.00	54,825.95	76,756.05	42	125,908.41
37060	Prisoner Transfer Reimbursement	3,000.00	.00	3,000.00	757.05	.00	1,779.75	1,220.25	59	4,232.90
37080	Probation Salary Reimbursement	7,400,000.00	.00	7,400,000.00	529,721.09	.00	3,505,198.82	3,894,801.18	47	7,793,867.87
37082	Sheriff PCard Reimbursement	.00	.00	.00	15,862.87	.00	56,053.68	(56,053.68)	+++	123,911.35
37085	Sheriff Salary Reimbursement	110,238.00	.00	110,238.00	9,746.83	.00	48,734.15	61,503.85	44	112,479.00
37090	Youth Home Reimbursement	1,200,000.00	.00	1,200,000.00	58,628.52	.00	486,246.98	713,753.02	41	823,680.09
37130	Emergency Mgmt Reimbursement	.00	.00	.00	.00	.00	61,281.19	(61,281.19)	+++	30,842.93
37240	Sheriff Training Reimbursement	15,000.00	.00	15,000.00	.00	.00	.00	15,000.00	0	83,216.00
37500	Board and Care Reimbursements	400,000.00	.00	400,000.00	.00	.00	2,262.00	397,738.00	1	6,600.00
37550	Treatment Alt Court Reimbursement	5,000.00	.00	5,000.00	1,106.49	.00	3,908.75	1,091.25	78	5,179.13
37570	IL State Board Education (ISBE) Reimbursement	80,000.00	.00	80,000.00	6,376.35	.00	32,683.43	47,316.57	41	66,422.22
37580	Death Surcharge Reimbursement	32,000.00	.00	32,000.00	.00	.00	17,506.00	14,494.00	55	30,303.00
37583	Illinois State Board of Elections - Election Judge Reimbursement	78,840.00	.00	78,840.00	.00	.00	.00	78,840.00	0	.00
37610	SVP Reimbursement	8,000.00	.00	8,000.00	.00	.00	1,996.29	6,003.71	25	2,405.94
37625	Overtime Reimbursement	30,000.00	.00	30,000.00	8,904.16	.00	31,939.82	(1,939.82)	106	75,946.92
37630	Interpreter Service Reimbursements	900,000.00	.00	900,000.00	.00	.00	132,120.20	767,879.80	15	679,108.59
37900	Miscellaneous Reimbursement	110,000.00	.00	110,000.00	8,013.82	.00	342,388.53	(232,388.53)	311	467,390.08
38000	Investment Income	1,530,266.00	.00	1,530,266.00	(5,072.11)	.00	182,770.05	1,347,495.95	12	1,786,462.84
38030	Investment Income- Other Depts	15,000.00	.00	15,000.00	6,459.73	.00	37,596.23	(22,596.23)	251	29,196.77
38500	Rental Income	50,659.00	.00	50,659.00	882.27	.00	5,293.62	45,365.38	10	(19,939.76)

Budget Performance Report

Fiscal Year to Date 05/31/26

Include Rollup Account and Rollup to Account

Account	Account Description	Adopted Budget	Budget Amendments	Amended Budget	Current Month Transactions	YTD Encumbrances	YTD Transactions	Budget - YTD Transactions	% Used/ Rec'd	Prior Year Total
Fund **001 - General Fund**										
REVENUE										
38530	Auction Sales	45,000.00	.00	45,000.00	8,800.00	.00	18,400.00	26,600.00	41	35,328.00
38560	State's Attorney Refunds	.00	.00	.00	.00	.00	810.97	(810.97)	+++	1,477.00
38565	Rebates	15,000.00	.00	15,000.00	.00	.00	.00	15,000.00	0	26,196.15
38570	Refunds	.00	.00	.00	16,535.28	.00	35,607.14	(35,607.14)	+++	1,616.54
38580	Cell Tower Lease	26,341.00	.00	26,341.00	.00	.00	12,728.64	13,612.36	48	2,790.75
38900	Miscellaneous Other	221,731.00	.00	221,731.00	15,589.30	.00	105,177.32	116,553.68	47	195,605.74
39010	Transfer from Insurance Liability Fund 010	8,104.00	.00	8,104.00	.00	.00	8,104.00	.00	100	4,935.00
39101	Transfer from Geographic Information Systems Fund 101	37,547.00	.00	37,547.00	.00	.00	37,547.00	.00	100	32,775.00
39120	Transfer from Grand Victoria Casino Elgin Fund 120	2,177.00	.00	2,177.00	.00	.00	.00	2,177.00	0	1,543.43
39127	Transfer from Judicial Technology Sales Tax Fund 127	15,644.00	.00	15,644.00	.00	.00	15,644.00	.00	100	8,709.00
39150	Transfer from Sales Tax Automation Fund 150	5,806.00	.00	5,806.00	.00	.00	5,806.00	.00	100	5,806.00
39160	Transfer from Vital Record Automation Fund 160	3,129.00	.00	3,129.00	.00	.00	3,129.00	.00	100	2,032.00
39195	Transfer from Children's Waiting Room Fund 195	12,000.00	.00	12,000.00	.00	.00	12,000.00	.00	100	12,000.00
39200	Transfer from Court Automation Fund 200	12,516.00	.00	12,516.00	.00	.00	12,516.00	.00	100	17,418.00
39201	Transfer from Court Document Storage Fund 201	6,258.00	.00	6,258.00	.00	.00	6,258.00	.00	100	11,612.00
39202	Transfer from Child Support Fund 202	6,258.00	.00	6,258.00	.00	.00	6,258.00	.00	100	5,806.00
39203	Transfer from Circuit Clerk Admin Services Fund 203	9,387.00	.00	9,387.00	.00	.00	9,387.00	.00	100	8,709.00
39204	Transfer from Circuit Clerk Electronic Citation Fund 204	3,129.00	.00	3,129.00	.00	.00	3,129.00	.00	100	5,806.00
39250	Transfer from Law Library Fund 250	3,129.00	.00	3,129.00	.00	.00	3,129.00	.00	100	2,903.00
39268	Transfer from Sale and Error Fund 268	89,840.00	.00	89,840.00	.00	.00	89,840.00	.00	100	89,840.00
39269	Transfer from KaneComm Fund 269	68,835.00	.00	68,835.00	.00	.00	68,835.00	.00	100	63,866.00
39290	Transfer from Animal Control Fund 290	40,677.00	.00	40,677.00	.00	.00	40,677.00	.00	100	37,739.00
39300	Transfer from County Highway Fund 300	202,662.00	.00	202,662.00	.00	.00	202,662.00	.00	100	180,216.00
39302	Transfer from Motor Fuel Tax Fund 302	115,773.00	.00	115,773.00	.00	.00	115,773.00	.00	100	107,411.00
39350	Transfer from County Health Fund 350	278,168.00	.00	278,168.00	.00	.00	278,168.00	.00	100	250,253.00
39351	Transfer from Kane Kares Fund 351	19,086.00	.00	19,086.00	.00	.00	19,086.00	.00	100	17,708.00
39355	Transfer from American Rescue Plan Fund 355	1,876,516.00	.00	1,876,516.00	.00	.00	1,876,516.00	.00	100	1,761,612.00
39356	Transfer from Lost Rev Recoup Fund 356	1,652,500.00	.00	1,652,500.00	.00	.00	1,652,500.00	.00	100	3,532,500.00
39380	Transfer from Veterans' Commission Fund 380	15,645.00	.00	15,645.00	.00	.00	15,645.00	.00	100	14,515.00
39400	Transfer from Economic Development Fund 400	.00	.00	.00	.00	.00	.00	.00	+++	2,177.00
39401	Transfer from Community Development Block Grant Fund 401	7,112.00	.00	7,112.00	.00	.00	.00	7,112.00	0	2,740.90
39402	Transfer from HOME Program Fund 402	2,758.00	.00	2,758.00	.00	.00	.00	2,758.00	0	638.64
39404	Transfer from Homeless Management Info Systems Fund 404	1,996.00	.00	1,996.00	.00	.00	.00	1,996.00	0	1,357.17
39409	Transfer from Continuum of Care Planning Grant Fund 409	3,326.00	.00	3,326.00	.00	.00	.00	3,326.00	0	2,421.58
39410	Transfer from Elgin CDBG Fund 410	.00	.00	.00	.00	.00	.00	.00	+++	984.59
39412	Transfer from Emergency Rental Assistance #2 Fund 412	2,903.00	.00	2,903.00	.00	.00	.00	2,903.00	0	4,310.96

Budget Performance Report

Fiscal Year to Date 05/31/26

Include Rollup Account and Rollup to Account

Account	Account Description	Adopted Budget	Budget Amendments	Amended Budget	Current Month Transactions	YTD Encumbrances	YTD Transactions	Budget - YTD Transactions	% Used/ Rec'd	Prior Year Total
Fund	**001 - General Fund**									
REVENUE										
39413	Transfer from CDBG-CV Fund 413	1,161.00	.00	1,161.00	.00	.00	.00	1,161.00	0	.00
39414	Transfer from Home - ARP Fund 414	7,983.00	.00	7,983.00	.00	.00	.00	7,983.00	0	4,630.29
39420	Transfer from Stormwater Management Fund 420	261.00	.00	261.00	.00	.00	261.00	.00	100	261.00
39421	Transfer from Elec Agg Civic Contribution Fund 421	33,815.00	.00	33,815.00	.00	.00	33,815.00	.00	100	28,321.00
39430	Transfer from Farmland Preservation Fund 430	.00	.00	.00	.00	.00	.00	.00	+++	2,177.00
39520	Transfer from Mill Creek Special Service Area Fund 520	25,529.00	.00	25,529.00	.00	.00	25,529.00	.00	100	25,419.00
39623	Transfer From JJC/AJC Refunding Debt Service Fund 623	.00	.00	.00	.00	.00	.00	.00	+++	440,925.75
39650	Transfer from Enterprise Surcharge Fund 650	987.00	.00	987.00	.00	.00	987.00	.00	100	987.00
39900	Fund Balance Utilization	2,155,816.00	4,268,892.00	6,424,708.00	.00	.00	.00	6,424,708.00	0	.00
	REVENUE TOTALS	$126,954,783.00	$3,268,892.00	$130,223,675.00	$8,784,471.21	$0.00	$38,636,285.18	$91,587,389.82	30%	$120,693,877.71
EXPENSE										
40000	Salaries and Wages	24,293,087.00	63,494,318.00	87,787,405.00	6,225,993.91	.00	39,384,622.85	48,402,782.15	45	80,553,262.51
40200	Overtime Salaries	655,454.00	2,558,031.00	3,213,485.00	201,759.59	.00	1,274,356.88	1,939,128.12	40	2,900,610.73
40300	Employee Per Diem	38,000.00	.00	38,000.00	2,180.00	.00	15,195.00	22,805.00	40	47,885.00
40310	Bond Call	65,006.00	205,600.00	270,606.00	18,007.50	.00	120,485.00	150,121.00	45	225,453.75
40315	Kids First Stipend	.00	18,001.00	18,001.00	1,500.00	.00	9,000.00	9,001.00	50	18,500.00
40320	Merit Employee Longevity	.00	526,768.00	526,768.00	39,857.04	.00	233,619.05	293,148.95	44	491,114.93
40335	Stipend for Diversion Program	.00	5,001.00	5,001.00	383.60	.00	2,383.80	2,617.20	48	5,000.50
45000	Healthcare Contribution	4,658,739.00	.00	4,658,739.00	.00	.00	.00	4,658,739.00	0	.00
45005	Healthcare Contribution Contra Account	(4,658,739.00)	.00	(4,658,739.00)	.00	.00	.00	(4,658,739.00)	0	.00
45006	General Fund Health Insurance County-Wide	14,896,819.00	.00	14,896,819.00	1,214,197.72	.00	7,260,206.62	7,636,612.38	49	14,194,326.35
45010	Dental Contribution	125,152.00	.00	125,152.00	.00	.00	.00	125,152.00	0	.00
45015	Dental Insurance Contra Account	(125,152.00)	.00	(125,152.00)	.00	.00	.00	(125,152.00)	0	.00
45016	General Fund Departments Dental Insurance County-Wide	405,825.00	.00	405,825.00	32,089.94	.00	192,479.07	213,345.93	47	375,501.40
45100	FICA/SS Contribution	1,840,836.00	.00	1,840,836.00	.00	.00	.00	1,840,836.00	0	.00
45105	FICA/SS Contribution Contra Account	(1,840,836.00)	.00	(1,840,836.00)	.00	.00	.00	(1,840,836.00)	0	.00
45200	IMRF Contribution	1,425,742.00	.00	1,425,742.00	.00	.00	.00	1,425,742.00	0	.00
45205	IMRF Contribution Contra Account	(1,425,742.00)	.00	(1,425,742.00)	.00	.00	.00	(1,425,742.00)	0	.00
45400	Uniform Allowance	.00	.00	.00	167,975.00	.00	167,975.00	(167,975.00)	+++	330,550.00
45500	Unallocated Reduction to Budget Request - Personnel	.00	(1,193,503.00)	(1,193,503.00)	.00	.00	.00	(1,193,503.00)	0	.00
50040	State of Illinois Salaries	16,000.00	.00	16,000.00	.00	.00	.00	16,000.00	0	15,500.00
50050	Jurors- Circuit Court	150,000.00	.00	150,000.00	22,470.56	.00	74,178.44	75,821.56	49	162,363.07
50060	Jurors- Grand Jury	1,000.00	.00	1,000.00	.00	.00	.00	1,000.00	0	.00
50070	Jurors' Expense	205,000.00	.00	205,000.00	12,210.00	.00	53,296.49	151,703.51	26	132,782.87
50110	Election Services	40,000.00	.00	40,000.00	100.00	.00	4,620.15	35,379.85	12	42,518.69
50120	Per Diem Expense	100,000.00	.00	100,000.00	2,657.00	.00	28,876.02	71,123.98	29	74,701.50
50130	Certified Audit Contract	119,200.00	.00	119,200.00	23,000.00	17,700.00	101,000.00	500.00	100	118,675.00
50150	Contractual/Consulting Services	1,187,081.00	334,341.00	1,521,422.00	171,536.80	317,214.32	1,019,375.27	184,832.41	88	2,160,311.26

Budget Performance Report

Fiscal Year to Date 05/31/26

Include Rollup Account and Rollup to Account

Account	Account Description	Adopted Budget	Budget Amendments	Amended Budget	Current Month Transactions	YTD Encumbrances	YTD Transactions	Budget - YTD Transactions	% Used/ Rec'd	Prior Year Total
Fund **001 - General Fund**										
EXPENSE										
50160	Legal Services	35,400.00	75,000.00	110,400.00	225.00	.00	45,576.00	64,824.00	41	63,267.17
50170	Appraisal Services	24,000.00	.00	24,000.00	.00	.00	.00	24,000.00	0	8,250.00
50190	Court Appointed Counsel	300,000.00	.00	300,000.00	14,081.00	.00	90,252.46	209,747.54	30	296,843.70
50200	Psychological/Psychiatric Srvs	40,000.00	118,600.00	158,600.00	6,366.00	.00	46,120.00	112,480.00	29	109,118.90
50210	Medical/Dental/Hospital Services	.00	4,525,000.00	4,525,000.00	411,900.48	.00	2,124,720.67	2,400,279.33	47	5,250,770.62
50240	Trials and Costs of Hearing	.00	65,000.00	65,000.00	2,374.64	.00	11,916.20	53,083.80	18	51,660.44
50250	Legal Trial Notices	.00	2,000.00	2,000.00	.00	.00	.00	2,000.00	0	.00
50260	Witness Costs	.00	15,000.00	15,000.00	99.44	.00	16,664.33	(1,664.33)	111	46,033.40
50270	Court Reporter Costs	.00	60,000.00	60,000.00	5,128.00	.00	28,328.75	31,671.25	47	61,564.69
50300	Extradition Costs	.00	40,000.00	40,000.00	2,251.23	.00	75,589.32	(35,589.32)	189	97,808.44
50340	Software Licensing Cost	2,430,729.00	(113,095.00)	2,317,634.00	17,709.00	24,934.71	1,301,136.79	991,562.50	57	1,893,531.48
50350	Notary Services	60.00	.00	60.00	.00	.00	.00	60.00	0	83.97
50420	Juvenile Board and Care	.00	22,000.00	22,000.00	590.95	1,669.00	2,649.79	17,681.21	20	47,147.40
50430	Autopsies/Consulting	.00	335,500.00	335,500.00	43,800.00	.00	216,384.00	119,116.00	64	463,450.00
50440	Forensic Expense	.00	5,000.00	5,000.00	.00	.00	.00	5,000.00	0	4,875.80
50450	Toxicology Expense	.00	122,000.00	122,000.00	19,083.90	.00	49,463.15	72,536.85	41	168,089.85
50480	Security Services	35,000.00	42,000.00	77,000.00	2,834.34	.00	15,399.82	61,600.18	20	55,184.01
50490	Destruction of Records Services	.00	250.00	250.00	.00	.00	720.00	(470.00)	288	1,448.82
50500	Lab Services	.00	2,300.00	2,300.00	209.20	.00	308.70	1,991.30	13	99,324.63
50665	Judicial Technology Fine Expenses	273,500.00	.00	273,500.00	19,500.00	.00	55,222.69	218,277.31	20	57,618.28
52000	Disposal and Water Softener Srvs	75,375.00	15,000.00	90,375.00	6,495.89	.00	38,518.47	51,856.53	43	72,221.12
52010	Janitorial Services	175,000.00	7,200.00	182,200.00	14,981.00	.00	89,886.00	92,314.00	49	194,869.84
52020	Repairs and Maintenance- Roads	325,000.00	.00	325,000.00	.00	10,687.33	178,152.81	136,159.86	58	243,909.63
52110	Repairs and Maint- Buildings	1,452,000.00	2,406.00	1,454,406.00	177,036.20	169,792.96	826,040.66	458,572.38	68	1,535,636.95
52120	Repairs and Maint- Grounds	250,000.00	.00	250,000.00	77,530.52	30,500.00	120,083.43	99,416.57	60	131,240.96
52130	Repairs and Maint- Computers	149,004.00	.00	149,004.00	696.29	1,125.00	747.68	147,131.32	1	106,480.02
52140	Repairs and Maint- Copiers	23,512.00	39,200.00	62,712.00	5,539.06	5,356.05	23,890.97	33,464.98	47	53,332.73
52150	Repairs and Maint- Comm Equip	270,720.00	40,560.00	311,280.00	8,370.25	17,441.56	44,586.58	249,251.86	20	447,662.23
52160	Repairs and Maint- Equipment	22,340.00	20,000.00	42,340.00	.00	6,146.74	5,154.56	31,038.70	27	106,113.02
52170	Polling Place Rental	25,000.00	.00	25,000.00	520.00	.00	8,200.00	16,800.00	33	11,120.00
52180	Building Space Rental	.00	35,400.00	35,400.00	11,799.02	.00	41,296.57	(5,896.57)	117	69,521.64
52190	Equipment Rental	205,000.00	8,600.00	213,600.00	913.64	.00	115,396.45	98,203.55	54	110,811.11
52210	Building Lease	179,998.00	.00	179,998.00	14,802.42	.00	103,616.94	76,381.06	58	144,038.96
52230	Repairs and Maint- Vehicles	54,200.00	140,000.00	194,200.00	16,687.55	.00	147,549.27	46,650.73	76	355,409.10
52240	Repairs and Maint- Office Equip	.00	1,900.00	1,900.00	21.19	.00	123.48	1,776.52	6	242.70
52260	Grease Trap- Septic Services	9,952.00	.00	9,952.00	.00	.00	5,195.00	4,757.00	52	10,535.00
52300	Repairs and Maintenance- Voting System Equipment	15,000.00	.00	15,000.00	.00	.00	.00	15,000.00	0	400.00
53000	Liability Insurance	6,000.00	3,000.00	9,000.00	.00	.00	751.00	8,249.00	8	5,544.39
53010	Workers Compensation	433,616.00	.00	433,616.00	.00	.00	.00	433,616.00	0	.00

Budget Performance Report

Fiscal Year to Date 05/31/26

Include Rollup Account and Rollup to Account

Account	Account Description	Adopted Budget	Budget Amendments	Amended Budget	Current Month Transactions	YTD Encumbrances	YTD Transactions	Budget - YTD Transactions	% Used/ Rec'd	Prior Year Total
Fund **001 - General Fund**										
EXPENSE										
53015	Worker's Comp Contra Account	(433,616.00)	.00	(433,616.00)	.00	.00	.00	(433,616.00)	0	.00
53040	General Advertising	2,000.00	1,250.00	3,250.00	35.00	.00	60.00	3,190.00	2	2,175.19
53050	Employment Advertising	.00	500.00	500.00	.00	.00	46.00	454.00	9	41.40
53060	General Printing	164,660.00	550.00	165,210.00	14,902.93	.00	55,126.15	110,083.85	33	102,754.43
53070	Legal Printing	288,075.00	.00	288,075.00	1,525.08	.00	78,941.96	209,133.04	27	297,811.49
53100	Conferences and Meetings	114,412.00	83,500.00	197,912.00	24,245.32	.00	88,348.79	109,563.21	45	198,999.45
53104	Program Events	.00	2,000.00	2,000.00	.00	.00	.00	2,000.00	0	.00
53105	Conferences and Meetings - Board Members	12,000.00	.00	12,000.00	.00	.00	5,376.07	6,623.93	45	7,153.18
53106	Conferences & Meetings - Chairman	4,000.00	.00	4,000.00	675.00	.00	2,055.29	1,944.71	51	2,943.50
53110	Employee Training	76,798.00	277,941.00	354,739.00	37,664.77	16,964.25	211,343.70	126,431.05	64	482,658.91
53120	Employee Mileage Expense	83,378.00	9,450.00	92,828.00	4,799.72	.00	24,704.90	68,123.10	27	50,401.60
53130	General Association Dues	61,940.00	49,503.00	111,443.00	1,258.00	.00	62,404.23	49,038.77	56	109,213.14
53140	Attorney Association Dues	.00	23,100.00	23,100.00	.00	.00	13,475.00	9,625.00	58	17,420.00
53150	Pre-Employ Drug Testing and Labs	.00	5,000.00	5,000.00	.00	.00	.00	5,000.00	0	9,000.00
53160	Pre-Employment Physicals	.00	5,000.00	5,000.00	3,325.00	.00	4,500.00	500.00	90	20,318.00
53170	Employee Medical Expense	200.00	.00	200.00	.00	.00	.00	200.00	0	66.00
53190	Entrance/Promotional Testing	9,050.00	.00	9,050.00	1,730.00	.00	3,338.80	5,711.20	37	5,842.00
55000	Miscellaneous Contractual Exp	281,419.00	31,350.00	312,769.00	14,161.31	95,431.68	362,452.00	(145,114.68)	146	713,360.00
55032	Sheriff Reimbursable Expense	.00	.00	.00	15,862.87	.00	56,053.68	(56,053.68)	+++	119,149.30
55500	Unallocated Reduction to Budget Request - Contractual	.00	(2,000,000.00)	(2,000,000.00)	.00	.00	.00	(2,000,000.00)	0	.00
60000	Office Supplies	147,420.00	81,634.00	229,054.00	8,134.94	7,641.18	53,493.81	167,919.01	27	258,899.79
60010	Operating Supplies	153,896.00	225,670.00	379,566.00	45,995.70	1,043.24	389,894.18	(11,371.42)	103	1,106,881.72
60015	Board Meeting Supplies	1,750.00	.00	1,750.00	.00	.00	135.99	1,614.01	8	1,727.35
60020	Computer Related Supplies	101,745.00	18,250.00	119,995.00	10,176.86	6,259.61	37,856.88	75,878.51	37	101,651.32
60030	Self-Mailer	8,800.00	.00	8,800.00	.00	.00	.00	8,800.00	0	3,309.31
60040	Postage	880,168.00	100.00	880,268.00	2,086.80	.00	427,956.20	452,311.80	49	891,332.42
60050	Books and Subscriptions	70,000.00	92,480.00	162,480.00	16,748.72	.00	54,404.54	108,075.46	33	272,153.02
60055	Office Equipment - Non Capital	6,600.00	15,000.00	21,600.00	.00	.00	616.83	20,983.17	3	6,600.00
60060	Computer Software- Non Capital	52,306.00	97,655.00	149,961.00	1,814.25	910.00	73,768.49	75,282.51	50	137,935.94
60070	Computer Hardware- Non Capital	980.00	.00	980.00	.00	890.55	4,198.87	(4,109.42)	519	72,307.26
60080	Employee Recognition Supplies	6,500.00	.00	6,500.00	434.71	.00	1,385.50	5,114.50	21	3,661.44
60090	Utilities- Sewer	130,000.00	.00	130,000.00	14,686.68	.00	76,903.14	53,096.86	59	156,040.37
60100	Utilities- Water	105,000.00	13,000.00	118,000.00	14,378.50	.00	69,938.24	48,061.76	59	136,944.46
60110	Printing Supplies	100,080.00	.00	100,080.00	3,336.76	191.55	41,472.68	58,415.77	42	86,256.46
60160	Cleaning Supplies	166,000.00	.00	166,000.00	10,703.55	(39.90)	70,602.92	95,436.98	43	132,790.96
60180	S.W.A.T. Supplies	.00	25,000.00	25,000.00	.00	.00	9,861.84	15,138.16	39	50,307.78
60190	Bomb Squad Supplies	.00	25,000.00	25,000.00	.00	.00	43.71	24,956.29	0	39,502.87
60210	Uniform Supplies	12,231.00	43,250.00	55,481.00	4,735.71	583.70	53,816.59	1,080.71	98	191,850.80

Budget Performance Report

Fiscal Year to Date 05/31/26

Include Rollup Account and Rollup to Account

Account	Account Description	Adopted Budget	Budget Amendments	Amended Budget	Current Month Transactions	YTD Encumbrances	YTD Transactions	Budget - YTD Transactions	% Used/ Rec'd	Prior Year Total
Fund **001 - General Fund**										
EXPENSE										
60220	Weapons and Ammunition	.00	50,500.00	50,500.00	.00	.00	48,114.35	2,385.65	95	69,316.90
60230	Food	600.00	1,060,000.00	1,060,600.00	78,060.00	.00	463,905.78	596,694.22	44	1,970,472.89
60235	National School Lunch Program	.00	80,000.00	80,000.00	4,418.86	.00	23,192.96	56,807.04	29	26,342.40
60240	Clothing Supplies	.00	22,000.00	22,000.00	5,377.19	258.48	19,957.09	1,784.43	92	11,887.43
60250	Medical Supplies and Drugs	1,900.00	16,250.00	18,150.00	1,528.38	.00	4,053.39	14,096.61	22	9,346.49
60320	Voting Systems and Accessories	650,000.00	.00	650,000.00	.00	.00	43,435.00	606,565.00	7	600,260.26
60450	Drug Court Graduation Supplies	.00	500.00	500.00	.00	.00	.00	500.00	0	330.74
60460	Subscription Databases	.00	1,000.00	1,000.00	395.00	.00	609.98	390.02	61	1,145.68
60490	Equipment < $1000	.00	.00	.00	.00	.00	.00	.00	+++	556.00
60520	Incentives	.00	7,500.00	7,500.00	3,872.84	.00	4,734.32	2,765.68	63	30,543.97
60540	Testing Materials	.00	8,000.00	8,000.00	3,440.29	.00	4,983.20	3,016.80	62	8,375.47
60550	Peer Group Activities Supplies	.00	1,000.00	1,000.00	.00	.00	547.95	452.05	55	3,751.72
60555	Business Relationship Commodities	500.00	.00	500.00	.00	.00	.00	500.00	0	334.18
60570	Office Furniture - Non-Capital	.00	2,500.00	2,500.00	.00	.00	635.00	1,865.00	25	9,892.34
60590	Communication Equip - Non-Capital	2,000.00	.00	2,000.00	.00	.00	79.69	1,920.31	4	4,043.40
63000	Utilities- Natural Gas	325,000.00	.00	325,000.00	20,796.05	.00	198,089.17	126,910.83	61	290,281.12
63010	Utilities- Electric	1,064,000.00	.00	1,064,000.00	74,861.71	.00	523,339.43	540,660.57	49	1,197,723.40
63040	Fuel- Vehicles	47,000.00	448,450.00	495,450.00	55,411.56	.00	250,086.42	245,363.58	50	601,962.88
64000	Telephone	334,533.00	.00	334,533.00	9,337.19	.00	101,170.96	233,362.04	30	246,215.94
64010	Cellular Phone	359,200.00	(181,200.00)	178,000.00	(326.38)	.00	68,592.24	109,407.76	39	365,969.39
64020	Internet	126,800.00	.00	126,800.00	5,294.30	.00	53,140.15	73,659.85	42	101,863.92
65000	Miscellaneous Supplies	5,957.00	350.00	6,307.00	1,094.98	.00	6,028.71	278.29	96	17,487.04
65500	Unallocated Reduction to Budget Request - Commodities	.00	(2,000,000.00)	(2,000,000.00)	.00	.00	.00	(2,000,000.00)	0	.00
70070	Automotive Equipment	.00	.00	.00	.00	.00	.00	.00	+++	204,525.00
85000	Allowance for Budget Expense	66,952,519.00	(66,952,519.00)	.00	.00	.00	.00	.00	+++	.00
99269	Transfer to KaneComm Fund 269	1,066,471.00	.00	1,066,471.00	.00	.00	1,066,471.00	.00	100	1,015,687.00
99400	Transfer to Econ Develop Fund 400	1,250,000.00	.00	1,250,000.00	.00	.00	1,250,000.00	.00	100	1,250,000.00
99500	Transfer to Capital Projects Fund 500	.00	.00	.00	.00	.00	.00	.00	+++	8,280,000.00
99610	Transfer to Capital Improvement Debt Service Fund 610	3,177,633.00	.00	3,177,633.00	.00	.00	3,177,633.00	.00	100	1,987,202.00
	EXPENSE TOTALS	$126,954,783.00	$3,268,892.00	$130,223,675.00	$9,534,445.02	$732,702.01	$65,414,688.95	$64,076,284.04	51%	$138,319,196.98
	Fund **001 - General Fund** Totals									
	REVENUE TOTALS	126,954,783.00	3,268,892.00	130,223,675.00	8,784,471.21	.00	38,636,285.18	91,587,389.82	30%	120,693,877.71
	EXPENSE TOTALS	126,954,783.00	3,268,892.00	130,223,675.00	9,534,445.02	732,702.01	65,414,688.95	64,076,284.04	51%	138,319,196.98
	Fund **001 - General Fund** Totals	$0.00	$0.00	$0.00	($749,973.81)	($732,702.01)	($26,778,403.77)	$27,511,105.78		($17,625,319.27)
Fund **010 - Insurance Liability**										
REVENUE										
30000	Property Taxes	6,411,918.00	.00	6,411,918.00	300,575.05	.00	305,392.48	6,106,525.52	5	6,398,702.00

Budget Performance Report

Fiscal Year to Date 05/31/26

Include Rollup Account and Rollup to Account

Account	Account Description	Adopted Budget	Budget Amendments	Amended Budget	Current Month Transactions	YTD Encumbrances	YTD Transactions	Budget - YTD Transactions	% Used/ Rec'd	Prior Year Total
Fund **010 - Insurance Liability**										
REVENUE										
30005	Property Tax Revenue Recapture	.00	.00	.00	.00	.00	.00	.00	+++	15,740.92
30170	TIF Distribution Tax	.00	.00	.00	.00	.00	.00	.00	+++	8,150.97
37900	Miscellaneous Reimbursement	49,774.00	.00	49,774.00	5.00	.00	1,056,924.96	(1,007,150.96)	2123	501,921.73
38000	Investment Income	232,320.00	.00	232,320.00	.00	.00	99,915.76	132,404.24	43	545,882.66
38905	Insurance Recovery	180,000.00	.00	180,000.00	.00	.00	349,561.48	(169,561.48)	194	.00
39300	Transfer from County Highway Fund 300	130,000.00	.00	130,000.00	.00	.00	130,000.00	.00	100	125,000.00
39900	Fund Balance Utilization	1,369,492.00	9,160.00	1,378,652.00	.00	.00	.00	1,378,652.00	0	.00
	REVENUE TOTALS	$8,373,504.00	$9,160.00	$8,382,664.00	$300,580.05	$0.00	$1,941,794.68	$6,440,869.32	23%	$7,595,398.28
EXPENSE										
40000	Salaries and Wages	2,029,517.00	8,021.00	2,037,538.00	155,652.56	.00	969,619.13	1,067,918.87	48	1,885,589.33
45000	Healthcare Contribution	363,314.00	.00	363,314.00	30,716.94	.00	180,890.11	182,423.89	50	353,639.94
45010	Dental Contribution	8,719.00	.00	8,719.00	769.68	.00	4,588.19	4,130.81	53	8,201.28
45100	FICA/SS Contribution	153,926.00	614.00	154,540.00	11,301.29	.00	70,615.39	83,924.61	46	137,825.09
45200	IMRF Contribution	130,836.00	525.00	131,361.00	9,661.46	.00	59,817.00	71,544.00	46	100,447.60
50000	Project Administration Services	135,500.00	.00	135,500.00	.00	.00	112,739.45	22,760.55	83	53,770.00
50150	Contractual/Consulting Services	185,000.00	.00	185,000.00	350.00	.00	1,881.25	183,118.75	1	.00
50160	Legal Services	350,000.00	.00	350,000.00	48,449.65	.00	132,735.95	217,264.05	38	493,863.59
50240	Trials and Costs of Hearing	12,500.00	.00	12,500.00	317.50	.00	348.50	12,151.50	3	1,771.51
50250	Legal Trial Notices	10,000.00	.00	10,000.00	30.00	.00	1,600.02	8,399.98	16	6,979.55
50260	Witness Costs	13,000.00	.00	13,000.00	.00	.00	.00	13,000.00	0	11,622.00
50270	Court Reporter Costs	10,000.00	.00	10,000.00	455.00	.00	3,445.60	6,554.40	34	6,081.10
52140	Repairs and Maint- Copiers	4,500.00	.00	4,500.00	318.00	.00	2,071.45	2,428.55	46	4,180.32
53000	Liability Insurance	2,899,268.00	.00	2,899,268.00	16,003.23	.00	2,359,361.38	539,906.62	81	2,370,232.28
53010	Workers Compensation	35,121.00	.00	35,121.00	(2,692.67)	.00	728,134.51	(693,013.51)	2073	1,265,373.40
53011	Worker's Compensation Claims	1,874,999.00	.00	1,874,999.00	86,802.77	.00	86,802.77	1,788,196.23	5	.00
53020	Unemployment Claims	80,987.00	.00	80,987.00	73,642.00	.00	121,732.00	(40,745.00)	150	81,635.04
53100	Conferences and Meetings	6,000.00	.00	6,000.00	222.30	.00	446.61	5,553.39	7	257.86
53110	Employee Training	9,000.00	.00	9,000.00	.00	.00	2,289.00	6,711.00	25	7,965.35
53120	Employee Mileage Expense	.00	.00	.00	.00	.00	.00	.00	+++	192.50
53130	General Association Dues	11,713.00	.00	11,713.00	299.00	.00	5,229.50	6,483.50	45	10,924.00
60000	Office Supplies	6,000.00	.00	6,000.00	.00	.00	616.68	5,383.32	10	2,552.39
60050	Books and Subscriptions	2,000.00	.00	2,000.00	.00	.00	101.95	1,898.05	5	375.00
60060	Computer Software- Non Capital	33,500.00	.00	33,500.00	125.10	.00	21,599.05	11,900.95	64	39,288.84
99001	Transfer to General Fund 001	8,104.00	.00	8,104.00	.00	.00	8,104.00	.00	100	4,935.00
	EXPENSE TOTALS	$8,373,504.00	$9,160.00	$8,382,664.00	$432,423.81	$0.00	$4,874,769.49	$3,507,894.51	58%	$6,847,702.97
	Fund **010 - Insurance Liability** Totals									
	REVENUE TOTALS	8,373,504.00	9,160.00	8,382,664.00	300,580.05	.00	1,941,794.68	6,440,869.32	23%	7,595,398.28
	EXPENSE TOTALS	8,373,504.00	9,160.00	8,382,664.00	432,423.81	.00	4,874,769.49	3,507,894.51	58%	6,847,702.97

Budget Performance Report

Fiscal Year to Date 05/31/26

Include Rollup Account and Rollup to Account

Account	Account Description	Adopted Budget	Budget Amendments	Amended Budget	Current Month Transactions	YTD Encumbrances	YTD Transactions	Budget - YTD Transactions	% Used/ Rec'd	Prior Year Total
	Fund **010 - Insurance Liability** Totals	$0.00	$0.00	$0.00	($131,843.76)	$0.00	($2,932,974.81)	$2,932,974.81		$747,695.31
Fund **020 - The Stipend Fund**										
REVENUE										
37115	State Stipend Certain EO and DH	42,000.00	.00	42,000.00	6,500.00	.00	29,000.00	13,000.00	69	42,789.75
	REVENUE TOTALS	$42,000.00	$0.00	$42,000.00	$6,500.00	$0.00	$29,000.00	$13,000.00	69%	$42,789.75
EXPENSE										
40000	Salaries and Wages	42,000.00	.00	42,000.00	6,500.00	.00	29,000.00	13,000.00	69	42,000.00
45100	FICA/SS Contribution	3,218.00	.00	3,218.00	497.25	.00	1,721.25	1,496.75	53	.00
45105	FICA/SS Contribution Contra Account	(3,218.00)	.00	(3,218.00)	.00	.00	.00	(3,218.00)	0	.00
45200	IMRF Contribution	1,901.00	.00	1,901.00	.00	.00	.00	1,901.00	0	.00
45205	IMRF Contribution Contra Account	(1,901.00)	.00	(1,901.00)	.00	.00	.00	(1,901.00)	0	.00
45210	SLEP Contribution	1,224.00	.00	1,224.00	.00	.00	.00	1,224.00	0	.00
45215	SLEP Contribution Contra Account	(1,224.00)	.00	(1,224.00)	.00	.00	.00	(1,224.00)	0	.00
53010	Workers Compensation	730.00	.00	730.00	.00	.00	.00	730.00	0	.00
53015	Worker's Comp Contra Account	(730.00)	.00	(730.00)	.00	.00	.00	(730.00)	0	.00
	EXPENSE TOTALS	$42,000.00	$0.00	$42,000.00	$6,997.25	$0.00	$30,721.25	$11,278.75	73%	$42,000.00
	Fund **020 - The Stipend Fund** Totals									
	REVENUE TOTALS	42,000.00	.00	42,000.00	6,500.00	.00	29,000.00	13,000.00	69%	42,789.75
	EXPENSE TOTALS	42,000.00	.00	42,000.00	6,997.25	.00	30,721.25	11,278.75	73%	42,000.00
	Fund **020 - The Stipend Fund** Totals	$0.00	$0.00	$0.00	($497.25)	$0.00	($1,721.25)	$1,721.25		$789.75
Fund **100 - County Automation**										
REVENUE										
34150	Recording Fees	6,775.00	.00	6,775.00	609.75	.00	1,761.50	5,013.50	26	3,523.00
38000	Investment Income	2,119.00	.00	2,119.00	.00	.00	1,345.69	773.31	64	5,190.15
	REVENUE TOTALS	$8,894.00	$0.00	$8,894.00	$609.75	$0.00	$3,107.19	$5,786.81	35%	$8,713.15
EXPENSE										
52130	Repairs and Maint- Computers	8,894.00	.00	8,894.00	.00	.00	.00	8,894.00	0	.00
	EXPENSE TOTALS	$8,894.00	$0.00	$8,894.00	$0.00	$0.00	$0.00	$8,894.00	0%	$0.00
	Fund **100 - County Automation** Totals									
	REVENUE TOTALS	8,894.00	.00	8,894.00	609.75	.00	3,107.19	5,786.81	35%	8,713.15
	EXPENSE TOTALS	8,894.00	.00	8,894.00	.00	.00	.00	8,894.00	0%	.00
	Fund **100 - County Automation** Totals	$0.00	$0.00	$0.00	$609.75	$0.00	$3,107.19	($3,107.19)		$8,713.15
Fund **101 - Geographic Information Systems**										
REVENUE										
34010	GIS Counter Sale Fees	500.00	.00	500.00	.00	.00	90.00	410.00	18	620.00
34180	GIS Fees	2,256,000.00	.00	2,256,000.00	214,308.00	.00	1,263,606.00	992,394.00	56	2,395,512.00
38000	Investment Income	35,306.00	.00	35,306.00	.00	.00	23,968.09	11,337.91	68	71,208.78
39900	Fund Balance Utilization	.00	32,867.00	32,867.00	.00	.00	.00	32,867.00	0	.00
	REVENUE TOTALS	$2,291,806.00	$32,867.00	$2,324,673.00	$214,308.00	$0.00	$1,287,664.09	$1,037,008.91	55%	$2,467,340.78

Budget Performance Report

Fiscal Year to Date 05/31/26

Include Rollup Account and Rollup to Account

Account	Account Description	Adopted Budget	Budget Amendments	Amended Budget	Current Month Transactions	YTD Encumbrances	YTD Transactions	Budget - YTD Transactions	% Used/ Rec'd	Prior Year Total
Fund **101 - Geographic Information Systems**										
EXPENSE										
40000	Salaries and Wages	906,712.00	28,783.00	935,495.00	65,351.41	.00	406,915.57	528,579.43	43	719,884.67
40200	Overtime Salaries	.00	.00	.00	.00	.00	2,389.95	(2,389.95)	+++	118.72
45000	Healthcare Contribution	147,362.00	.00	147,362.00	10,211.25	.00	60,801.27	86,560.73	41	106,198.65
45010	Dental Contribution	4,329.00	.00	4,329.00	300.40	.00	1,793.43	2,535.57	41	3,254.49
45100	FICA/SS Contribution	69,127.00	2,202.00	71,329.00	4,839.00	.00	30,355.85	40,973.15	43	53,059.87
45200	IMRF Contribution	54,557.00	1,882.00	56,439.00	4,138.13	.00	25,811.21	30,627.79	46	37,912.85
50150	Contractual/Consulting Services	384,575.00	.00	384,575.00	.00	174,142.40	93,122.60	117,310.00	69	335,936.63
50340	Software Licensing Cost	20,500.00	.00	20,500.00	.00	7,353.26	6,185.64	6,961.10	66	.00
52130	Repairs and Maint- Computers	1,300.00	.00	1,300.00	.00	.00	619.15	680.85	48	305,017.58
53000	Liability Insurance	33,821.00	.00	33,821.00	.00	.00	.00	33,821.00	0	29,368.00
53010	Workers Compensation	15,696.00	.00	15,696.00	.00	.00	.00	15,696.00	0	13,720.00
53020	Unemployment Claims	544.00	.00	544.00	.00	.00	.00	544.00	0	396.00
53100	Conferences and Meetings	5,000.00	.00	5,000.00	.00	.00	.00	5,000.00	0	2,490.00
53110	Employee Training	10,000.00	.00	10,000.00	.00	.00	4,400.00	5,600.00	44	.00
53120	Employee Mileage Expense	150.00	.00	150.00	.00	.00	.00	150.00	0	54.74
53130	General Association Dues	1,230.00	.00	1,230.00	200.00	.00	1,175.00	55.00	96	1,460.00
60000	Office Supplies	2,200.00	.00	2,200.00	.00	.00	39.18	2,160.82	2	3,289.01
60010	Operating Supplies	2,100.00	.00	2,100.00	22.95	145.21	340.84	1,613.95	23	.00
60020	Computer Related Supplies	2,500.00	.00	2,500.00	601.68	.00	1,424.73	1,075.27	57	1,351.24
60050	Books and Subscriptions	500.00	.00	500.00	.00	.00	.00	500.00	0	12,700.20
60060	Computer Software- Non Capital	15,106.00	.00	15,106.00	.00	.00	5,816.42	9,289.58	39	.00
60070	Computer Hardware- Non Capital	14,350.00	.00	14,350.00	289.90	.00	1,682.90	12,667.10	12	2,423.94
60570	Office Furniture - Non-Capital	6,000.00	.00	6,000.00	.00	.00	.00	6,000.00	0	915.99
64000	Telephone	6,000.00	.00	6,000.00	.00	.00	.00	6,000.00	0	3,991.56
64010	Cellular Phone	3,000.00	.00	3,000.00	.00	.00	.00	3,000.00	0	2,867.93
70000	Computers	15,000.00	.00	15,000.00	.00	.00	.00	15,000.00	0	37,681.97
70020	Computer Software- Capital	80,000.00	.00	80,000.00	.00	.00	51,290.19	28,709.81	64	.00
70030	Computer Software License Cost	452,600.00	.00	452,600.00	26,732.00	.00	363,353.56	89,246.44	80	.00
99001	Transfer to General Fund 001	37,547.00	.00	37,547.00	.00	.00	37,547.00	.00	100	32,775.00
	EXPENSE TOTALS	$2,291,806.00	$32,867.00	$2,324,673.00	$112,686.72	$181,640.87	$1,095,064.49	$1,047,967.64	55%	$1,706,869.04
	Fund **101 - Geographic Information Systems** Totals									
	REVENUE TOTALS	2,291,806.00	32,867.00	2,324,673.00	214,308.00	.00	1,287,664.09	1,037,008.91	55%	2,467,340.78
	EXPENSE TOTALS	2,291,806.00	32,867.00	2,324,673.00	112,686.72	181,640.87	1,095,064.49	1,047,967.64	55%	1,706,869.04
	Fund **101 - Geographic Information Systems** Totals	$0.00	$0.00	$0.00	$101,621.28	($181,640.87)	$192,599.60	($10,958.73)		$760,471.74
Fund **110 - Illinois Municipal Retirement**										
REVENUE										
30000	Property Taxes	5,917,586.00	.00	5,917,586.00	277,217.33	.00	280,912.03	5,636,673.97	5	4,907,485.00
30005	Property Tax Revenue Recapture	.00	.00	.00	.00	.00	.00	.00	+++	31,160.21

Budget Performance Report

Fiscal Year to Date 05/31/26

Include Rollup Account and Rollup to Account

Account	Account Description	Adopted Budget	Budget Amendments	Amended Budget	Current Month Transactions	YTD Encumbrances	YTD Transactions	Budget - YTD Transactions	% Used/ Rec'd	Prior Year Total
Fund **110 - Illinois Municipal Retirement**										
REVENUE										
30170	TIF Distribution Tax	.00	.00	.00	.00	.00	.00	.00	+++	9,768.92
38000	Investment Income	197,013.00	.00	197,013.00	.00	.00	50,998.32	146,014.68	26	271,536.07
39900	Fund Balance Utilization	2,798,984.00	21,180.00	2,820,164.00	.00	.00	.00	2,820,164.00	0	.00
	REVENUE TOTALS	$8,913,583.00	$21,180.00	$8,934,763.00	$277,217.33	$0.00	$331,910.35	$8,602,852.65	4%	$5,219,950.20
EXPENSE										
45200	IMRF Contribution	.00	.00	.00	284,448.37	.00	1,748,973.21	(1,748,973.21)	+++	3,020,105.73
45201	IMRF Contribution From General Fund	3,968,658.00	21,180.00	3,989,838.00	.00	.00	.00	3,989,838.00	0	.00
45210	SLEP Contribution	.00	.00	.00	321,366.87	.00	2,034,900.34	(2,034,900.34)	+++	3,872,369.66
45211	SLEP Contribution from the General Fund	4,944,925.00	.00	4,944,925.00	.00	.00	.00	4,944,925.00	0	.00
	EXPENSE TOTALS	$8,913,583.00	$21,180.00	$8,934,763.00	$605,815.24	$0.00	$3,783,873.55	$5,150,889.45	42%	$6,892,475.39
	Fund **110 - Illinois Municipal Retirement** Totals									
	REVENUE TOTALS	8,913,583.00	21,180.00	8,934,763.00	277,217.33	.00	331,910.35	8,602,852.65	4%	5,219,950.20
	EXPENSE TOTALS	8,913,583.00	21,180.00	8,934,763.00	605,815.24	.00	3,783,873.55	5,150,889.45	42%	6,892,475.39
	Fund **110 - Illinois Municipal Retirement** Totals	$0.00	$0.00	$0.00	($328,597.91)	$0.00	($3,451,963.20)	$3,451,963.20		($1,672,525.19)
Fund **111 - FICA/Social Security**										
REVENUE										
30000	Property Taxes	4,694,843.00	.00	4,694,843.00	220,259.71	.00	224,538.32	4,470,304.68	5	5,683,053.00
30005	Property Tax Revenue Recapture	.00	.00	.00	.00	.00	.00	.00	+++	23,569.72
30170	TIF Distribution Tax	.00	.00	.00	.00	.00	.00	.00	+++	6,714.85
37900	Miscellaneous Reimbursement	.00	.00	.00	.00	.00	7,620.24	(7,620.24)	+++	6,003.18
38000	Investment Income	94,623.00	.00	94,623.00	.00	.00	18,279.25	76,343.75	19	137,113.47
39900	Fund Balance Utilization	2,023,420.00	24,774.00	2,048,194.00	.00	.00	.00	2,048,194.00	0	.00
	REVENUE TOTALS	$6,812,886.00	$24,774.00	$6,837,660.00	$220,259.71	$0.00	$250,437.81	$6,587,222.19	4%	$5,856,454.22
EXPENSE										
45100	FICA/SS Contribution	.00	.00	.00	482,404.40	.00	2,983,048.92	(2,983,048.92)	+++	6,165,922.68
45101	FICA/SS Contribution from General Fund	6,812,886.00	24,774.00	6,837,660.00	.00	.00	.00	6,837,660.00	0	.00
45300	Payroll Taxes	.00	.00	.00	.00	.00	.00	.00	+++	3,304.78
	EXPENSE TOTALS	$6,812,886.00	$24,774.00	$6,837,660.00	$482,404.40	$0.00	$2,983,048.92	$3,854,611.08	44%	$6,169,227.46
	Fund **111 - FICA/Social Security** Totals									
	REVENUE TOTALS	6,812,886.00	24,774.00	6,837,660.00	220,259.71	.00	250,437.81	6,587,222.19	4%	5,856,454.22
	EXPENSE TOTALS	6,812,886.00	24,774.00	6,837,660.00	482,404.40	.00	2,983,048.92	3,854,611.08	44%	6,169,227.46
	Fund **111 - FICA/Social Security** Totals	$0.00	$0.00	$0.00	($262,144.69)	$0.00	($2,732,611.11)	$2,732,611.11		($312,773.24)
Fund **112 - Special Reserve**										
REVENUE										
38000	Investment Income	417,379.00	.00	417,379.00	.00	.00	358,177.68	59,201.32	86	1,413,412.06
	REVENUE TOTALS	$417,379.00	$0.00	$417,379.00	$0.00	$0.00	$358,177.68	$59,201.32	86%	$1,413,412.06

Budget Performance Report

Fiscal Year to Date 05/31/26

Include Rollup Account and Rollup to Account

Account	Account Description	Adopted Budget	Budget Amendments	Amended Budget	Current Month Transactions	YTD Encumbrances	YTD Transactions	Budget - YTD Transactions	% Used/ Rec'd	Prior Year Total
Fund **112 - Special Reserve**										
EXPENSE										
89000	Addition to Fund Balance	417,379.00	.00	417,379.00	.00	.00	.00	417,379.00	0	.00
	EXPENSE TOTALS	$417,379.00	$0.00	$417,379.00	$0.00	$0.00	$0.00	$417,379.00	0%	$0.00
	Fund **112 - Special Reserve** Totals									
	REVENUE TOTALS	417,379.00	.00	417,379.00	.00	.00	358,177.68	59,201.32	86%	1,413,412.06
	EXPENSE TOTALS	417,379.00	.00	417,379.00	.00	.00	.00	417,379.00	0%	.00
	Fund **112 - Special Reserve** Totals	$0.00	$0.00	$0.00	$0.00	$0.00	$358,177.68	($358,177.68)		$1,413,412.06
Fund **120 - Grand Victoria Casino Elgin**										
REVENUE										
37900	Miscellaneous Reimbursement	.00	.00	.00	.00	.00	735.00	(735.00)	+++	.00
38000	Investment Income	228,790.00	.00	228,790.00	.00	.00	94,017.09	134,772.91	41	599,448.12
38550	Riverboat Proceeds	4,896,290.00	.00	4,896,290.00	.00	.00	4,910,025.89	(13,735.89)	100	4,896,289.97
39900	Fund Balance Utilization	112,592.00	4,800.00	117,392.00	.00	.00	.00	117,392.00	0	.00
	REVENUE TOTALS	$5,237,672.00	$4,800.00	$5,242,472.00	$0.00	$0.00	$5,004,777.98	$237,694.02	95%	$5,495,738.09
EXPENSE										
40000	Salaries and Wages	159,197.00	4,204.00	163,401.00	12,325.04	.00	71,971.33	91,429.67	44	39,884.85
45000	Healthcare Contribution	17,199.00	.00	17,199.00	916.56	.00	4,175.34	13,023.66	24	14,658.94
45010	Dental Contribution	576.00	.00	576.00	20.20	.00	91.76	484.24	16	51.53
45100	FICA/SS Contribution	12,172.00	321.00	12,493.00	924.12	.00	5,316.69	7,176.31	43	2,909.66
45200	IMRF Contribution	10,414.00	275.00	10,689.00	790.04	.00	4,532.71	6,156.29	42	2,071.39
45420	Tuition Reimbursement	35,000.00	.00	35,000.00	3,360.00	.00	4,800.00	30,200.00	14	18,550.20
50340	Software Licensing Cost	381.00	.00	381.00	.00	.00	.00	381.00	0	571.00
50590	Professional Services	.00	.00	.00	.00	.00	.00	.00	+++	33.34
52010	Janitorial Services	.00	.00	.00	.00	.00	.00	.00	+++	205.03
52110	Repairs and Maint- Buildings	.00	.00	.00	.00	.00	.00	.00	+++	36.86
52140	Repairs and Maint- Copiers	.00	.00	.00	.00	.00	.00	.00	+++	46.85
52180	Building Space Rental	.00	.00	.00	.00	.00	.00	.00	+++	1,674.61
53000	Liability Insurance	2,634.00	.00	2,634.00	.00	.00	.00	2,634.00	0	1,479.73
53010	Workers Compensation	2,756.00	.00	2,756.00	.00	.00	.00	2,756.00	0	664.39
53020	Unemployment Claims	43.00	.00	43.00	.00	.00	.00	43.00	0	19.93
53100	Conferences and Meetings	50.00	.00	50.00	.00	.00	.00	50.00	0	.00
53110	Employee Training	15,000.00	.00	15,000.00	.00	.00	.00	15,000.00	0	663.37
55010	External Grants	1,066,613.00	.00	1,066,613.00	80,735.60	.00	403,415.12	663,197.88	38	982,359.31
60000	Office Supplies	30.00	.00	30.00	.00	.00	.00	30.00	0	.00
60050	Books and Subscriptions	.00	.00	.00	.00	.00	3,500.00	(3,500.00)	+++	8,500.00
60070	Computer Hardware- Non Capital	.00	.00	.00	.00	.00	.00	.00	+++	1,095.00
63000	Utilities- Natural Gas	.00	.00	.00	.00	.00	.00	.00	+++	36.92
63010	Utilities- Electric	.00	.00	.00	.00	.00	.00	.00	+++	25.01
64000	Telephone	.00	.00	.00	.00	.00	15.04	(15.04)	+++	346.72

Budget Performance Report

Fiscal Year to Date 05/31/26

Include Rollup Account and Rollup to Account

Account	Account Description	Adopted Budget	Budget Amendments	Amended Budget	Current Month Transactions	YTD Encumbrances	YTD Transactions	Budget - YTD Transactions	% Used/ Rec'd	Prior Year Total
Fund **120 - Grand Victoria Casino Elgin**										
EXPENSE										
64010	Cellular Phone	.00	.00	.00	.00	.00	23.54	(23.54)	+++	449.96
64020	Internet	.00	.00	.00	.00	.00	.00	.00	+++	61.48
99001	Transfer to General Fund 001	2,177.00	.00	2,177.00	.00	.00	.00	2,177.00	0	1,543.43
99220	Transfer to Title IV-D Fund 220	.00	.00	.00	.00	.00	.00	.00	+++	4,933.00
99221	Transfer to Drug Prosecution Fund 221	288,226.00	.00	288,226.00	.00	.00	288,226.00	.00	100	246,976.00
99222	Transfer to Victim Coordinator Services Fund 222	295,833.00	.00	295,833.00	.00	.00	295,833.00	.00	100	254,583.00
99223	Transfer to Domestic Violence Fund 223	206,081.00	.00	206,081.00	.00	.00	206,081.00	.00	100	164,831.00
99230	Transfer to Child Advocacy Center Fund 230	1,105,731.00	.00	1,105,731.00	.00	.00	1,105,731.00	.00	100	1,064,481.00
99351	Transfer to Kane Kares Fund 351	213,229.00	.00	213,229.00	.00	.00	213,229.00	.00	100	213,229.00
99390	Transfer to Web Technical Services Fund 390	306,500.00	.00	306,500.00	.00	.00	306,500.00	.00	100	292,500.00
99400	Transfer to Econ Develop Fund 400	580,375.00	.00	580,375.00	.00	.00	580,375.00	.00	100	280,375.00
99405	Transfer to Cost Share Drainage Fund 405	5,055.00	.00	5,055.00	.00	.00	5,055.00	.00	100	4,555.00
99430	Transfer to Farmland Preservation Fund 430	750,000.00	.00	750,000.00	.00	.00	750,000.00	.00	100	750,000.00
99650	Transfer to Enterprise Surcharge Fund 650	162,400.00	.00	162,400.00	.00	.00	162,400.00	.00	100	96,800.00
	EXPENSE TOTALS	$5,237,672.00	$4,800.00	$5,242,472.00	$99,071.56	$0.00	$4,411,271.53	$831,200.47	84%	$4,451,202.51
	Fund **120 - Grand Victoria Casino Elgin** Totals									
	REVENUE TOTALS	5,237,672.00	4,800.00	5,242,472.00	.00	.00	5,004,777.98	237,694.02	95%	5,495,738.09
	EXPENSE TOTALS	5,237,672.00	4,800.00	5,242,472.00	99,071.56	.00	4,411,271.53	831,200.47	84%	4,451,202.51
	Fund **120 - Grand Victoria Casino Elgin** Totals	$0.00	$0.00	$0.00	($99,071.56)	$0.00	$593,506.45	($593,506.45)		$1,044,535.58
Fund **125 - Public Safety Sales Tax**										
REVENUE										
30105	Sales Tax- RTA	2,467,349.00	.00	2,467,349.00	186,598.56	.00	867,968.87	1,599,380.13	35	2,604,060.71
38000	Investment Income	45,193.00	.00	45,193.00	.00	.00	15,672.76	29,520.24	35	112,116.30
39900	Fund Balance Utilization	1,921,607.00	7,029.00	1,928,636.00	.00	.00	.00	1,928,636.00	0	.00
	REVENUE TOTALS	$4,434,149.00	$7,029.00	$4,441,178.00	$186,598.56	$0.00	$883,641.63	$3,557,536.37	20%	$2,716,177.01
EXPENSE										
40000	Salaries and Wages	196,116.00	6,155.00	202,271.00	15,795.11	.00	82,989.27	119,281.73	41	148,306.87
40200	Overtime Salaries	.00	.00	.00	.00	.00	2,230.00	(2,230.00)	+++	300.00
45000	Healthcare Contribution	42,054.00	.00	42,054.00	5,191.21	.00	19,960.01	22,093.99	47	21,409.68
45010	Dental Contribution	1,380.00	.00	1,380.00	68.16	.00	269.64	1,110.36	20	283.43
45100	FICA/SS Contribution	15,008.00	471.00	15,479.00	1,112.15	.00	6,167.95	9,311.05	40	11,019.25
45200	IMRF Contribution	13,419.00	403.00	13,822.00	992.71	.00	5,400.30	8,421.70	39	7,992.60
50150	Contractual/Consulting Services	218,000.00	.00	218,000.00	1,400.00	3,500.00	75,191.12	139,308.88	36	202,375.25
50340	Software Licensing Cost	985,344.00	.00	985,344.00	23,385.75	.00	258,029.31	727,314.69	26	806,189.83
53000	Liability Insurance	7,316.00	.00	7,316.00	.00	.00	.00	7,316.00	0	2,269.00
53010	Workers Compensation	3,394.00	.00	3,394.00	.00	.00	.00	3,394.00	0	2,529.00
53020	Unemployment Claims	118.00	.00	118.00	.00	.00	.00	118.00	0	31.00
70060	Communications Equipment	818,000.00	.00	818,000.00	35,510.38	258,619.75	106,028.27	453,351.98	45	325,559.47

Budget Performance Report

Fiscal Year to Date 05/31/26

Include Rollup Account and Rollup to Account

Account	Account Description	Adopted Budget	Budget Amendments	Amended Budget	Current Month Transactions	YTD Encumbrances	YTD Transactions	Budget - YTD Transactions	% Used/ Rec'd	Prior Year Total
Fund **125 - Public Safety Sales Tax**										
EXPENSE										
72010	Building Improvements	900,000.00	.00	900,000.00	.00	.00	.00	900,000.00	0	.00
99128	Transfer to Sheriff's Vehicle & Equipment Fund 128	1,234,000.00	.00	1,234,000.00	.00	.00	1,234,000.00	.00	100	1,234,000.00
	EXPENSE TOTALS	$4,434,149.00	$7,029.00	$4,441,178.00	$83,455.47	$262,119.75	$1,790,265.87	$2,388,792.38	46%	$2,762,265.38
	Fund **125 - Public Safety Sales Tax** Totals									
	REVENUE TOTALS	4,434,149.00	7,029.00	4,441,178.00	186,598.56	.00	883,641.63	3,557,536.37	20%	2,716,177.01
	EXPENSE TOTALS	4,434,149.00	7,029.00	4,441,178.00	83,455.47	262,119.75	1,790,265.87	2,388,792.38	46%	2,762,265.38
	Fund **125 - Public Safety Sales Tax** Totals	$0.00	$0.00	$0.00	$103,143.09	($262,119.75)	($906,624.24)	$1,168,743.99		($46,088.37)
Fund **127 - Judicial Technology Sales Tax**										
REVENUE										
30105	Sales Tax- RTA	1,644,900.00	.00	1,644,900.00	124,399.04	.00	578,645.92	1,066,254.08	35	1,736,040.47
38000	Investment Income	31,777.00	.00	31,777.00	.00	.00	23,665.48	8,111.52	74	84,123.01
39900	Fund Balance Utilization	353,745.00	12,192.00	365,937.00	.00	.00	.00	365,937.00	0	.00
	REVENUE TOTALS	$2,030,422.00	$12,192.00	$2,042,614.00	$124,399.04	$0.00	$602,311.40	$1,440,302.60	29%	$1,820,163.48
EXPENSE										
40000	Salaries and Wages	352,893.00	10,677.00	363,570.00	26,902.36	.00	157,190.25	206,379.75	43	295,909.58
40200	Overtime Salaries	.00	.00	.00	.00	.00	210.00	(210.00)	+++	319.89
45000	Healthcare Contribution	55,048.00	.00	55,048.00	5,196.44	.00	33,116.87	21,931.13	60	55,347.33
45010	Dental Contribution	1,836.00	.00	1,836.00	128.00	.00	827.14	1,008.86	45	1,767.35
45100	FICA/SS Contribution	27,001.00	817.00	27,818.00	1,983.59	.00	11,594.57	16,223.43	42	22,100.14
45200	IMRF Contribution	21,516.00	698.00	22,214.00	1,709.40	.00	9,989.74	12,224.26	45	16,037.17
50150	Contractual/Consulting Services	260,000.00	.00	260,000.00	20,208.33	4,375.00	81,541.65	174,083.35	33	157,999.95
50340	Software Licensing Cost	1,247,000.00	.00	1,247,000.00	288,372.50	.00	1,146,895.35	100,104.65	92	890,295.58
53000	Liability Insurance	13,163.00	.00	13,163.00	.00	.00	.00	13,163.00	0	12,122.00
53010	Workers Compensation	6,109.00	.00	6,109.00	.00	.00	.00	6,109.00	0	5,656.00
53020	Unemployment Claims	212.00	.00	212.00	.00	.00	.00	212.00	0	164.00
53100	Conferences and Meetings	30,000.00	.00	30,000.00	4,269.82	.00	26,598.95	3,401.05	89	16,976.21
99001	Transfer to General Fund 001	15,644.00	.00	15,644.00	.00	.00	15,644.00	.00	100	8,709.00
	EXPENSE TOTALS	$2,030,422.00	$12,192.00	$2,042,614.00	$348,770.44	$4,375.00	$1,483,608.52	$554,630.48	73%	$1,483,404.20
	Fund **127 - Judicial Technology Sales Tax** Totals									
	REVENUE TOTALS	2,030,422.00	12,192.00	2,042,614.00	124,399.04	.00	602,311.40	1,440,302.60	29%	1,820,163.48
	EXPENSE TOTALS	2,030,422.00	12,192.00	2,042,614.00	348,770.44	4,375.00	1,483,608.52	554,630.48	73%	1,483,404.20
	Fund **127 - Judicial Technology Sales Tax** Totals	$0.00	$0.00	$0.00	($224,371.40)	($4,375.00)	($881,297.12)	$885,672.12		$336,759.28
Fund **128 - Sheriff's Vehicle & Equipment**										
REVENUE										
38000	Investment Income	41,663.00	.00	41,663.00	.00	.00	22,921.21	18,741.79	55	60,167.70
39125	Transfer from Public Safety Sales Tax Fund 125	1,234,000.00	.00	1,234,000.00	.00	.00	1,234,000.00	.00	100	1,234,000.00
39900	Fund Balance Utilization	519,403.00	.00	519,403.00	.00	.00	.00	519,403.00	0	.00

Budget Performance Report

Fiscal Year to Date 05/31/26

Include Rollup Account and Rollup to Account

Account	Account Description	Adopted Budget	Budget Amendments	Amended Budget	Current Month Transactions	YTD Encumbrances	YTD Transactions	Budget - YTD Transactions	% Used/ Rec'd	Prior Year Total
Fund **128 - Sheriff's Vehicle & Equipment**										
	REVENUE TOTALS	$1,795,066.00	$0.00	$1,795,066.00	$0.00	$0.00	$1,256,921.21	$538,144.79	70%	$1,294,167.70
EXPENSE										
52220	Equipment Lease	529,137.00	.00	529,137.00	.00	.00	511,007.00	18,130.00	97	204,663.00
70070	Automotive Equipment	1,265,929.00	.00	1,265,929.00	508,437.25	.00	1,004,333.22	261,595.78	79	685,328.39
	EXPENSE TOTALS	$1,795,066.00	$0.00	$1,795,066.00	$508,437.25	$0.00	$1,515,340.22	$279,725.78	84%	$889,991.39
	Fund **128 - Sheriff's Vehicle & Equipment** Totals									
	REVENUE TOTALS	1,795,066.00	.00	1,795,066.00	.00	.00	1,256,921.21	538,144.79	70%	1,294,167.70
	EXPENSE TOTALS	1,795,066.00	.00	1,795,066.00	508,437.25	.00	1,515,340.22	279,725.78	84%	889,991.39
	Fund **128 - Sheriff's Vehicle & Equipment** Totals	$0.00	$0.00	$0.00	($508,437.25)	$0.00	($258,419.01)	$258,419.01		$404,176.31
Fund **150 - Tax Sale Automation**										
REVENUE										
34040	Electronic Information Srvs Fees	25,300.00	.00	25,300.00	.00	.00	.00	25,300.00	0	25,970.00
34850	Treasurer/Collector Fees	55,100.00	.00	55,100.00	.00	.00	.00	55,100.00	0	59,040.00
35420	KEEP/C-PACE Admin Fees	21,000.00	.00	21,000.00	.00	.00	.00	21,000.00	0	1,200.00
35900	Miscellaneous Fees	4,700.00	.00	4,700.00	.00	.00	.00	4,700.00	0	5,196.01
38000	Investment Income	28,000.00	.00	28,000.00	.00	.00	13,284.67	14,715.33	47	49,398.87
38900	Miscellaneous Other	6,100.00	.00	6,100.00	.00	.00	.00	6,100.00	0	15,440.24
39900	Fund Balance Utilization	138,010.00	.00	138,010.00	.00	.00	.00	138,010.00	0	.00
	REVENUE TOTALS	$278,210.00	$0.00	$278,210.00	$0.00	$0.00	$13,284.67	$264,925.33	5%	$156,245.12
EXPENSE										
40000	Salaries and Wages	59,051.00	.00	59,051.00	6,018.86	.00	6,018.86	53,032.14	10	39,104.86
45100	FICA/SS Contribution	4,522.00	.00	4,522.00	460.45	.00	460.45	4,061.55	10	2,991.51
50150	Contractual/Consulting Services	10,516.00	.00	10,516.00	.00	.00	.00	10,516.00	0	.00
52130	Repairs and Maint- Computers	3,090.00	.00	3,090.00	.00	.00	.00	3,090.00	0	.00
52140	Repairs and Maint- Copiers	2,575.00	.00	2,575.00	.00	.00	.00	2,575.00	0	.00
52240	Repairs and Maint- Office Equip	2,060.00	.00	2,060.00	.00	.00	.00	2,060.00	0	.00
53000	Liability Insurance	2,203.00	.00	2,203.00	.00	.00	.00	2,203.00	0	7,595.00
53010	Workers Compensation	1,023.00	.00	1,023.00	.00	.00	.00	1,023.00	0	5,091.00
53020	Unemployment Claims	36.00	.00	36.00	.00	.00	.00	36.00	0	103.00
53060	General Printing	22,660.00	.00	22,660.00	.00	.00	.00	22,660.00	0	.00
53070	Legal Printing	38,625.00	.00	38,625.00	.00	.00	.00	38,625.00	0	.00
53100	Conferences and Meetings	5,778.00	.00	5,778.00	.00	.00	.00	5,778.00	0	.00
53110	Employee Training	2,575.00	.00	2,575.00	.00	.00	.00	2,575.00	0	.00
53120	Employee Mileage Expense	3,090.00	.00	3,090.00	.00	.00	.00	3,090.00	0	.00
53130	General Association Dues	4,120.00	.00	4,120.00	.00	.00	.00	4,120.00	0	.00
55000	Miscellaneous Contractual Exp	66,680.00	.00	66,680.00	.00	.00	.00	66,680.00	0	.00
60000	Office Supplies	3,090.00	.00	3,090.00	.00	.00	.00	3,090.00	0	.00
60010	Operating Supplies	2,575.00	.00	2,575.00	.00	.00	.00	2,575.00	0	.00
60020	Computer Related Supplies	2,575.00	.00	2,575.00	.00	.00	.00	2,575.00	0	.00

Budget Performance Report

Fiscal Year to Date 05/31/26

Include Rollup Account and Rollup to Account

Account	Account Description	Adopted Budget	Budget Amendments	Amended Budget	Current Month Transactions	YTD Encumbrances	YTD Transactions	Budget - YTD Transactions	% Used/ Rec'd	Prior Year Total
Fund **150 - Tax Sale Automation**										
EXPENSE										
60050	Books and Subscriptions	2,060.00	.00	2,060.00	.00	.00	.00	2,060.00	0	.00
70050	Printers	10,000.00	.00	10,000.00	.00	.00	.00	10,000.00	0	.00
70080	Office Furniture	3,500.00	.00	3,500.00	.00	.00	.00	3,500.00	0	.00
70090	Office Equipment	10,000.00	.00	10,000.00	.00	.00	.00	10,000.00	0	.00
70100	Copiers	10,000.00	.00	10,000.00	.00	.00	.00	10,000.00	0	.00
99001	Transfer to General Fund 001	5,806.00	.00	5,806.00	.00	.00	5,806.00	.00	100	5,806.00
	EXPENSE TOTALS	$278,210.00	$0.00	$278,210.00	$6,479.31	$0.00	$12,285.31	$265,924.69	4%	$60,691.37
	Fund **150 - Tax Sale Automation** Totals									
	REVENUE TOTALS	278,210.00	.00	278,210.00	.00	.00	13,284.67	264,925.33	5%	156,245.12
	EXPENSE TOTALS	278,210.00	.00	278,210.00	6,479.31	.00	12,285.31	265,924.69	4%	60,691.37
	Fund **150 - Tax Sale Automation** Totals	$0.00	$0.00	$0.00	($6,479.31)	$0.00	$999.36	($999.36)		$95,553.75
Fund **160 - Vital Records Automation**										
REVENUE										
34100	Certified Copy Fees	220,000.00	.00	220,000.00	15,888.60	.00	97,026.60	122,973.40	44	209,053.00
38000	Investment Income	9,180.00	.00	9,180.00	.00	.00	8,932.07	247.93	97	31,734.30
	REVENUE TOTALS	$229,180.00	$0.00	$229,180.00	$15,888.60	$0.00	$105,958.67	$123,221.33	46%	$240,787.30
EXPENSE										
40000	Salaries and Wages	35,621.00	.00	35,621.00	3,934.76	.00	20,852.08	14,768.92	59	39,390.91
40200	Overtime Salaries	.00	.00	.00	.00	.00	.00	.00	+++	58.35
45000	Healthcare Contribution	2,474.00	.00	2,474.00	196.10	.00	1,181.60	1,292.40	48	2,955.70
45010	Dental Contribution	56.00	.00	56.00	27.56	.00	153.88	(97.88)	275	79.94
45100	FICA/SS Contribution	2,728.00	.00	2,728.00	290.41	.00	1,535.37	1,192.63	56	2,927.70
45200	IMRF Contribution	2,222.00	.00	2,222.00	248.30	.00	1,304.73	917.27	59	2,083.53
52130	Repairs and Maint- Computers	1,000.00	.00	1,000.00	.00	.00	.00	1,000.00	0	.00
52140	Repairs and Maint- Copiers	3,200.00	.00	3,200.00	.00	.00	.00	3,200.00	0	1,617.25
52240	Repairs and Maint- Office Equip	2,000.00	.00	2,000.00	.00	.00	788.00	1,212.00	39	.00
53000	Liability Insurance	1,329.00	.00	1,329.00	.00	.00	.00	1,329.00	0	1,489.00
53010	Workers Compensation	617.00	.00	617.00	.00	.00	.00	617.00	0	695.00
53020	Unemployment Claims	22.00	.00	22.00	.00	.00	.00	22.00	0	21.00
53060	General Printing	20,000.00	.00	20,000.00	.00	.00	.00	20,000.00	0	6,535.00
53100	Conferences and Meetings	3,000.00	.00	3,000.00	.00	.00	.00	3,000.00	0	.00
53110	Employee Training	1,000.00	.00	1,000.00	.00	.00	.00	1,000.00	0	.00
60010	Operating Supplies	15,000.00	.00	15,000.00	.00	.00	.00	15,000.00	0	7,336.00
60020	Computer Related Supplies	2,045.00	.00	2,045.00	.00	.00	.00	2,045.00	0	.00
70020	Computer Software- Capital	46,927.00	.00	46,927.00	.00	.00	7,731.72	39,195.28	16	38,658.56
89000	Addition to Fund Balance	86,810.00	.00	86,810.00	.00	.00	.00	86,810.00	0	.00
99001	Transfer to General Fund 001	3,129.00	.00	3,129.00	.00	.00	3,129.00	.00	100	2,032.00
	EXPENSE TOTALS	$229,180.00	$0.00	$229,180.00	$4,697.13	$0.00	$36,676.38	$192,503.62	16%	$105,879.94

Budget Performance Report

Fiscal Year to Date 05/31/26

Include Rollup Account and Rollup to Account

Account	Account Description	Adopted Budget	Budget Amendments	Amended Budget	Current Month Transactions	YTD Encumbrances	YTD Transactions	Budget - YTD Transactions	% Used/ Rec'd	Prior Year Total
	Fund **160 - Vital Records Automation** Totals									
	REVENUE TOTALS	229,180.00	.00	229,180.00	15,888.60	.00	105,958.67	123,221.33	46%	240,787.30
	EXPENSE TOTALS	229,180.00	.00	229,180.00	4,697.13	.00	36,676.38	192,503.62	16%	105,879.94
	Fund **160 - Vital Records Automation** Totals	$0.00	$0.00	$0.00	$11,191.47	$0.00	$69,282.29	($69,282.29)		$134,907.36
Fund **161 - Election Equipment Fund**										
REVENUE										
38000	Investment Income	22,597.00	.00	22,597.00	.00	.00	5,933.17	16,663.83	26	23,413.10
	REVENUE TOTALS	$22,597.00	$0.00	$22,597.00	$0.00	$0.00	$5,933.17	$16,663.83	26%	$23,413.10
EXPENSE										
89000	Addition to Fund Balance	22,597.00	.00	22,597.00	.00	.00	.00	22,597.00	0	.00
	EXPENSE TOTALS	$22,597.00	$0.00	$22,597.00	$0.00	$0.00	$0.00	$22,597.00	0%	$0.00
	Fund **161 - Election Equipment Fund** Totals									
	REVENUE TOTALS	22,597.00	.00	22,597.00	.00	.00	5,933.17	16,663.83	26%	23,413.10
	EXPENSE TOTALS	22,597.00	.00	22,597.00	.00	.00	.00	22,597.00	0%	.00
	Fund **161 - Election Equipment Fund** Totals	$0.00	$0.00	$0.00	$0.00	$0.00	$5,933.17	($5,933.17)		$23,413.10
Fund **170 - Recorder's Automation**										
REVENUE										
34150	Recording Fees	496,000.00	.00	496,000.00	47,932.50	.00	282,775.00	213,225.00	57	535,918.00
34180	GIS Fees	48,000.00	.00	48,000.00	4,599.00	.00	27,183.00	20,817.00	57	51,516.00
38000	Investment Income	34,601.00	.00	34,601.00	.00	.00	10,798.59	23,802.41	31	53,627.15
39900	Fund Balance Utilization	387,456.00	.00	387,456.00	.00	.00	.00	387,456.00	0	.00
	REVENUE TOTALS	$966,057.00	$0.00	$966,057.00	$52,531.50	$0.00	$320,756.59	$645,300.41	33%	$641,061.15
EXPENSE										
40000	Salaries and Wages	180,390.00	.00	180,390.00	9,492.70	.00	59,329.31	121,060.69	33	124,660.93
45000	Healthcare Contribution	34,123.00	.00	34,123.00	1,090.80	.00	6,569.80	27,553.20	19	13,660.09
45010	Dental Contribution	1,132.00	.00	1,132.00	34.44	.00	206.64	925.36	18	413.28
45100	FICA/SS Contribution	13,803.00	.00	13,803.00	702.87	.00	4,405.53	9,397.47	32	9,302.70
45200	IMRF Contribution	11,799.00	.00	11,799.00	600.88	.00	3,741.34	8,057.66	32	6,619.77
50150	Contractual/Consulting Services	493,000.00	.00	493,000.00	.00	.00	416,209.00	76,791.00	84	414,033.00
52130	Repairs and Maint- Computers	4,000.00	.00	4,000.00	.00	.00	.00	4,000.00	0	.00
52140	Repairs and Maint- Copiers	6,150.00	.00	6,150.00	.00	.00	2,385.20	3,764.80	39	2,429.14
53000	Liability Insurance	6,729.00	.00	6,729.00	.00	.00	.00	6,729.00	0	6,590.00
53010	Workers Compensation	3,122.00	.00	3,122.00	.00	.00	.00	3,122.00	0	3,074.00
53020	Unemployment Claims	109.00	.00	109.00	.00	.00	.00	109.00	0	89.00
53090	Film Conversion/Book Binding	5,000.00	.00	5,000.00	.00	.00	.00	5,000.00	0	.00
53100	Conferences and Meetings	500.00	.00	500.00	.00	.00	.00	500.00	0	.00
53110	Employee Training	2,000.00	.00	2,000.00	.00	.00	.00	2,000.00	0	.00
60000	Office Supplies	4,000.00	.00	4,000.00	.00	.00	.00	4,000.00	0	241.67
60010	Operating Supplies	8,000.00	.00	8,000.00	388.42	.00	1,942.10	6,057.90	24	4,604.49

Budget Performance Report

Fiscal Year to Date 05/31/26

Include Rollup Account and Rollup to Account

Account	Account Description	Adopted Budget	Budget Amendments	Amended Budget	Current Month Transactions	YTD Encumbrances	YTD Transactions	Budget - YTD Transactions	% Used/ Rec'd	Prior Year Total
Fund **170 - Recorder's Automation**										
EXPENSE										
60020	Computer Related Supplies	190,500.00	.00	190,500.00	798.18	.00	7,762.33	182,737.67	4	22,330.81
60050	Books and Subscriptions	800.00	.00	800.00	.00	.00	.00	800.00	0	710.00
64000	Telephone	900.00	.00	900.00	.00	.00	.00	900.00	0	576.10
	EXPENSE TOTALS	$966,057.00	$0.00	$966,057.00	$13,108.29	$0.00	$502,551.25	$463,505.75	52%	$609,334.98
	Fund **170 - Recorder's Automation** Totals									
	REVENUE TOTALS	966,057.00	.00	966,057.00	52,531.50	.00	320,756.59	645,300.41	33%	641,061.15
	EXPENSE TOTALS	966,057.00	.00	966,057.00	13,108.29	.00	502,551.25	463,505.75	52%	609,334.98
	Fund **170 - Recorder's Automation** Totals	$0.00	$0.00	$0.00	$39,423.21	$0.00	($181,794.66)	$181,794.66		$31,726.17
Fund **195 - Children's Waiting Room**										
REVENUE										
34270	Children's Waiting Room Fees	200,000.00	.00	200,000.00	28,882.32	.00	174,472.45	25,527.55	87	309,303.81
38000	Investment Income	12,001.00	.00	12,001.00	.00	.00	10,479.02	1,521.98	87	37,627.49
	REVENUE TOTALS	$212,001.00	$0.00	$212,001.00	$28,882.32	$0.00	$184,951.47	$27,049.53	87%	$346,931.30
EXPENSE										
50150	Contractual/Consulting Services	200,000.00	.00	200,000.00	12,565.43	.00	61,239.29	138,760.71	31	175,407.78
89000	Addition to Fund Balance	1.00	.00	1.00	.00	.00	.00	1.00	0	.00
99001	Transfer to General Fund 001	12,000.00	.00	12,000.00	.00	.00	12,000.00	.00	100	12,000.00
	EXPENSE TOTALS	$212,001.00	$0.00	$212,001.00	$12,565.43	$0.00	$73,239.29	$138,761.71	35%	$187,407.78
	Fund **195 - Children's Waiting Room** Totals									
	REVENUE TOTALS	212,001.00	.00	212,001.00	28,882.32	.00	184,951.47	27,049.53	87%	346,931.30
	EXPENSE TOTALS	212,001.00	.00	212,001.00	12,565.43	.00	73,239.29	138,761.71	35%	187,407.78
	Fund **195 - Children's Waiting Room** Totals	$0.00	$0.00	$0.00	$16,316.89	$0.00	$111,712.18	($111,712.18)		$159,523.52
Fund **196 - D.U.I.**										
REVENUE										
36050	DUI Fines	12,000.00	.00	12,000.00	2.15	.00	353.40	11,646.60	3	2,287.17
38000	Investment Income	5,650.00	.00	5,650.00	.00	.00	3,614.67	2,035.33	64	14,194.76
	REVENUE TOTALS	$17,650.00	$0.00	$17,650.00	$2.15	$0.00	$3,968.07	$13,681.93	22%	$16,481.93
EXPENSE										
50150	Contractual/Consulting Services	12,000.00	.00	12,000.00	.00	.00	.00	12,000.00	0	.00
89000	Addition to Fund Balance	5,650.00	.00	5,650.00	.00	.00	.00	5,650.00	0	.00
	EXPENSE TOTALS	$17,650.00	$0.00	$17,650.00	$0.00	$0.00	$0.00	$17,650.00	0%	$0.00
	Fund **196 - D.U.I.** Totals									
	REVENUE TOTALS	17,650.00	.00	17,650.00	2.15	.00	3,968.07	13,681.93	22%	16,481.93
	EXPENSE TOTALS	17,650.00	.00	17,650.00	.00	.00	.00	17,650.00	0%	.00
	Fund **196 - D.U.I.** Totals	$0.00	$0.00	$0.00	$2.15	$0.00	$3,968.07	($3,968.07)		$16,481.93

Budget Performance Report

Fiscal Year to Date 05/31/26

Include Rollup Account and Rollup to Account

Account	Account Description	Adopted Budget	Budget Amendments	Amended Budget	Current Month Transactions	YTD Encumbrances	YTD Transactions	Budget - YTD Transactions	% Used/ Rec'd	Prior Year Total
Fund **197 - Foreclosure Mediation Fund**										
REVENUE										
34375	Foreclosure Filing Fee	2.00	.00	2.00	.00	.00	.00	2.00	0	.00
38000	Investment Income	3,360.00	.00	3,360.00	.00	.00	1,963.77	1,396.23	58	7,749.28
	REVENUE TOTALS	$3,362.00	$0.00	$3,362.00	$0.00	$0.00	$1,963.77	$1,398.23	58%	$7,749.28
EXPENSE										
50150	Contractual/Consulting Services	3,359.00	.00	3,359.00	.00	.00	.00	3,359.00	0	.00
60000	Office Supplies	1.00	.00	1.00	.00	.00	.00	1.00	0	.00
89000	Addition to Fund Balance	2.00	.00	2.00	.00	.00	.00	2.00	0	.00
	EXPENSE TOTALS	$3,362.00	$0.00	$3,362.00	$0.00	$0.00	$0.00	$3,362.00	0%	$0.00
	Fund **197 - Foreclosure Mediation Fund** Totals									
	REVENUE TOTALS	3,362.00	.00	3,362.00	.00	.00	1,963.77	1,398.23	58%	7,749.28
	EXPENSE TOTALS	3,362.00	.00	3,362.00	.00	.00	.00	3,362.00	0%	.00
	Fund **197 - Foreclosure Mediation Fund** Totals	$0.00	$0.00	$0.00	$0.00	$0.00	$1,963.77	($1,963.77)		$7,749.28
Fund **200 - Court Automation**										
REVENUE										
35900	Miscellaneous Fees	850,000.00	.00	850,000.00	81,084.09	.00	448,726.01	401,273.99	53	865,200.93
38000	Investment Income	19,066.00	.00	19,066.00	.00	.00	27,556.04	(8,490.04)	145	100,710.82
39900	Fund Balance Utilization	776,316.00	.00	776,316.00	.00	.00	.00	776,316.00	0	.00
	REVENUE TOTALS	$1,645,382.00	$0.00	$1,645,382.00	$81,084.09	$0.00	$476,282.05	$1,169,099.95	29%	$965,911.75
EXPENSE										
40000	Salaries and Wages	762,300.00	.00	762,300.00	36,700.80	.00	252,269.83	510,030.17	33	344,766.45
45000	Healthcare Contribution	196,885.00	.00	196,885.00	12,157.54	.00	74,207.88	122,677.12	38	85,107.62
45010	Dental Contribution	6,318.00	.00	6,318.00	263.88	.00	1,639.49	4,678.51	26	1,717.14
45100	FICA/SS Contribution	58,331.00	.00	58,331.00	2,583.84	.00	17,816.95	40,514.05	31	24,787.27
45200	IMRF Contribution	49,860.00	.00	49,860.00	2,208.92	.00	15,147.11	34,712.89	30	17,648.91
52140	Repairs and Maint- Copiers	.00	.00	.00	.00	.00	.00	.00	+++	39.01
52160	Repairs and Maint- Equipment	80,200.00	.00	80,200.00	.00	.00	2,159.00	78,041.00	3	2,159.00
53000	Liability Insurance	13,595.00	.00	13,595.00	.00	.00	.00	13,595.00	0	14,096.00
53010	Workers Compensation	13,195.00	.00	13,195.00	.00	.00	.00	13,195.00	0	6,576.00
53020	Unemployment Claims	120.00	.00	120.00	.00	.00	.00	120.00	0	191.00
53060	General Printing	33,000.00	.00	33,000.00	.00	.00	7,975.68	25,024.32	24	.00
53100	Conferences and Meetings	37,000.00	.00	37,000.00	2,289.28	.00	5,206.90	31,793.10	14	6,837.90
53110	Employee Training	.00	.00	.00	599.38	.00	599.38	(599.38)	+++	320.80
53120	Employee Mileage Expense	3,000.00	.00	3,000.00	1,080.27	.00	1,080.27	1,919.73	36	758.08
60000	Office Supplies	25,000.00	.00	25,000.00	.00	5,813.50	259.08	18,927.42	24	.00
60070	Computer Hardware- Non Capital	155,750.00	.00	155,750.00	5,813.50	.00	5,813.50	149,936.50	4	5,154.98
64010	Cellular Phone	4,500.00	.00	4,500.00	.00	.00	.00	4,500.00	0	3,768.71
70020	Computer Software- Capital	193,812.00	.00	193,812.00	.00	.00	.00	193,812.00	0	.00
99001	Transfer to General Fund 001	12,516.00	.00	12,516.00	.00	.00	12,516.00	.00	100	17,418.00

Budget Performance Report

Fiscal Year to Date 05/31/26

Include Rollup Account and Rollup to Account

Account	Account Description	Adopted Budget	Budget Amendments	Amended Budget	Current Month Transactions	YTD Encumbrances	YTD Transactions	Budget - YTD Transactions	% Used/ Rec'd	Prior Year Total
Fund **200 - Court Automation**										
	EXPENSE TOTALS	$1,645,382.00	$0.00	$1,645,382.00	$63,697.41	$5,813.50	$396,691.07	$1,242,877.43	24%	$531,346.87
	Fund **200 - Court Automation** Totals									
	REVENUE TOTALS	1,645,382.00	.00	1,645,382.00	81,084.09	.00	476,282.05	1,169,099.95	29%	965,911.75
	EXPENSE TOTALS	1,645,382.00	.00	1,645,382.00	63,697.41	5,813.50	396,691.07	1,242,877.43	24%	531,346.87
	Fund **200 - Court Automation** Totals	$0.00	$0.00	$0.00	$17,386.68	($5,813.50)	$79,590.98	($73,777.48)		$434,564.88
Fund **201 - Court Document Storage**										
REVENUE										
36060	Traffic Violation Fines	850,000.00	.00	850,000.00	81,010.94	.00	448,006.62	401,993.38	53	863,563.23
38000	Investment Income	4,237.00	.00	4,237.00	.00	.00	22,939.32	(18,702.32)	541	72,332.58
	REVENUE TOTALS	$854,237.00	$0.00	$854,237.00	$81,010.94	$0.00	$470,945.94	$383,291.06	55%	$935,895.81
EXPENSE										
40000	Salaries and Wages	237,191.00	.00	237,191.00	13,320.34	.00	85,045.96	152,145.04	36	173,747.29
45000	Healthcare Contribution	67,240.00	.00	67,240.00	3,900.58	.00	23,403.48	43,836.52	35	46,704.66
45010	Dental Contribution	2,154.00	.00	2,154.00	119.52	.00	717.12	1,436.88	33	1,434.24
45100	FICA/SS Contribution	18,150.00	.00	18,150.00	952.05	.00	6,120.98	12,029.02	34	12,488.95
45200	IMRF Contribution	15,515.00	.00	15,515.00	813.90	.00	5,199.66	10,315.34	34	8,887.12
50490	Destruction of Records Services	15,000.00	.00	15,000.00	861.57	.00	3,151.70	11,848.30	21	6,184.95
52140	Repairs and Maint- Copiers	10,720.00	.00	10,720.00	300.82	.00	1,423.60	9,296.40	13	5,352.34
52160	Repairs and Maint- Equipment	18,340.00	.00	18,340.00	.00	.00	10,639.69	7,700.31	58	19,297.78
53000	Liability Insurance	6,788.00	.00	6,788.00	.00	.00	.00	6,788.00	0	7,692.00
53010	Workers Compensation	4,105.00	.00	4,105.00	.00	.00	.00	4,105.00	0	3,607.00
53020	Unemployment Claims	110.00	.00	110.00	.00	.00	.00	110.00	0	104.00
60000	Office Supplies	52,500.00	.00	52,500.00	.00	.00	2,771.83	49,728.17	5	16,628.05
60020	Computer Related Supplies	1,500.00	.00	1,500.00	.00	.00	.00	1,500.00	0	.00
60070	Computer Hardware- Non Capital	40,020.00	.00	40,020.00	12,885.66	.00	12,885.66	27,134.34	32	.00
64010	Cellular Phone	.00	.00	.00	.00	.00	.00	.00	+++	42.64
70020	Computer Software- Capital	193,812.00	.00	193,812.00	.00	.00	.00	193,812.00	0	.00
89000	Addition to Fund Balance	164,834.00	.00	164,834.00	.00	.00	.00	164,834.00	0	.00
99001	Transfer to General Fund 001	6,258.00	.00	6,258.00	.00	.00	6,258.00	.00	100	11,612.00
	EXPENSE TOTALS	$854,237.00	$0.00	$854,237.00	$33,154.44	$0.00	$157,617.68	$696,619.32	18%	$313,783.02
	Fund **201 - Court Document Storage** Totals									
	REVENUE TOTALS	854,237.00	.00	854,237.00	81,010.94	.00	470,945.94	383,291.06	55%	935,895.81
	EXPENSE TOTALS	854,237.00	.00	854,237.00	33,154.44	.00	157,617.68	696,619.32	18%	313,783.02
	Fund **201 - Court Document Storage** Totals	$0.00	$0.00	$0.00	$47,856.50	$0.00	$313,328.26	($313,328.26)		$622,112.79
Fund **202 - Child Support**										
REVENUE										
33903	Grants - Federal Government	37,028.00	.00	37,028.00	.00	.00	.00	37,028.00	0	.00
34830	Child Support Annual Admin Fees	50,000.00	.00	50,000.00	4,323.00	.00	24,918.20	25,081.80	50	58,347.21

Budget Performance Report

Fiscal Year to Date 05/31/26

Include Rollup Account and Rollup to Account

Account	Account Description	Adopted Budget	Budget Amendments	Amended Budget	Current Month Transactions	YTD Encumbrances	YTD Transactions	Budget - YTD Transactions	% Used/ Rec'd	Prior Year Total
Fund **202 - Child Support**										
REVENUE										
34835	Court Clerk/HFS-SDU	.00	.00	.00	5,103.00	.00	11,067.00	(11,067.00)	+++	28,938.00
35900	Miscellaneous Fees	.00	.00	.00	.00	.00	.00	.00	+++	3,960.00
38000	Investment Income	8,474.00	.00	8,474.00	.00	.00	4,927.30	3,546.70	58	19,541.04
39900	Fund Balance Utilization	62,958.00	.00	62,958.00	.00	.00	.00	62,958.00	0	.00
	REVENUE TOTALS	$158,460.00	$0.00	$158,460.00	$9,426.00	$0.00	$40,912.50	$117,547.50	26%	$110,786.25
EXPENSE										
40000	Salaries and Wages	101,618.00	.00	101,618.00	3,436.76	.00	20,620.56	80,997.44	20	57,807.39
40200	Overtime Salaries	1,000.00	.00	1,000.00	.00	.00	.00	1,000.00	0	.00
45000	Healthcare Contribution	20,432.00	.00	20,432.00	1,871.52	.00	10,293.36	10,138.64	50	.00
45010	Dental Contribution	718.00	.00	718.00	59.76	.00	328.68	389.32	46	.00
45100	FICA/SS Contribution	7,854.00	.00	7,854.00	230.67	.00	1,400.11	6,453.89	18	4,422.25
45200	IMRF Contribution	6,713.00	.00	6,713.00	197.20	.00	1,196.98	5,516.02	18	3,147.29
52160	Repairs and Maint- Equipment	800.00	.00	800.00	.00	.00	.00	800.00	0	.00
53000	Liability Insurance	3,828.00	.00	3,828.00	.00	.00	.00	3,828.00	0	1,960.00
53010	Workers Compensation	1,777.00	.00	1,777.00	.00	.00	.00	1,777.00	0	915.00
53020	Unemployment Claims	62.00	.00	62.00	.00	.00	.00	62.00	0	27.00
53060	General Printing	7,400.00	.00	7,400.00	.00	.00	.00	7,400.00	0	.00
99001	Transfer to General Fund 001	6,258.00	.00	6,258.00	.00	.00	6,258.00	.00	100	5,806.00
	EXPENSE TOTALS	$158,460.00	$0.00	$158,460.00	$5,795.91	$0.00	$40,097.69	$118,362.31	25%	$74,084.93
	Fund **202 - Child Support** Totals									
	REVENUE TOTALS	158,460.00	.00	158,460.00	9,426.00	.00	40,912.50	117,547.50	26%	110,786.25
	EXPENSE TOTALS	158,460.00	.00	158,460.00	5,795.91	.00	40,097.69	118,362.31	25%	74,084.93
	Fund **202 - Child Support** Totals	$0.00	$0.00	$0.00	$3,630.09	$0.00	$814.81	($814.81)		$36,701.32
Fund **203 - Circuit Clerk Admin Services**										
REVENUE										
35900	Miscellaneous Fees	270,000.00	.00	270,000.00	21,434.10	.00	132,734.89	137,265.11	49	255,085.29
38000	Investment Income	23,303.00	.00	23,303.00	.00	.00	14,214.49	9,088.51	61	56,932.35
39900	Fund Balance Utilization	254,610.00	.00	254,610.00	.00	.00	.00	254,610.00	0	.00
	REVENUE TOTALS	$547,913.00	$0.00	$547,913.00	$21,434.10	$0.00	$146,949.38	$400,963.62	27%	$312,017.64
EXPENSE										
40000	Salaries and Wages	310,943.00	.00	310,943.00	18,001.30	.00	112,654.17	198,288.83	36	172,317.27
40200	Overtime Salaries	1,000.00	.00	1,000.00	.00	.00	.00	1,000.00	0	.00
45000	Healthcare Contribution	87,114.00	.00	87,114.00	3,685.14	.00	22,071.45	65,042.55	25	19,824.55
45010	Dental Contribution	2,545.00	.00	2,545.00	105.68	.00	627.36	1,917.64	25	396.48
45100	FICA/SS Contribution	23,869.00	.00	23,869.00	1,287.30	.00	8,036.77	15,832.23	34	12,718.46
45200	IMRF Contribution	20,088.00	.00	20,088.00	1,100.50	.00	6,830.63	13,257.37	34	9,053.37
52160	Repairs and Maint- Equipment	23,000.00	.00	23,000.00	1,244.84	.00	1,244.84	21,755.16	5	3,252.88
53000	Liability Insurance	8,086.00	.00	8,086.00	.00	.00	.00	8,086.00	0	6,876.00

Budget Performance Report

Fiscal Year to Date 05/31/26

Include Rollup Account and Rollup to Account

Account	Account Description	Adopted Budget	Budget Amendments	Amended Budget	Current Month Transactions	YTD Encumbrances	YTD Transactions	Budget - YTD Transactions	% Used/ Rec'd	Prior Year Total
Fund **203 - Circuit Clerk Admin Services**										
EXPENSE										
53010	Workers Compensation	5,400.00	.00	5,400.00	.00	.00	.00	5,400.00	0	3,226.00
53020	Unemployment Claims	131.00	.00	131.00	.00	.00	.00	131.00	0	93.00
53060	General Printing	10,000.00	.00	10,000.00	.00	.00	.00	10,000.00	0	.00
53100	Conferences and Meetings	13,100.00	.00	13,100.00	592.96	.00	2,750.73	10,349.27	21	467.60
53110	Employee Training	2,000.00	.00	2,000.00	.00	.00	.00	2,000.00	0	.00
53120	Employee Mileage Expense	500.00	.00	500.00	.00	.00	72.48	427.52	14	162.47
53130	General Association Dues	300.00	.00	300.00	.00	.00	200.00	100.00	67	100.00
60000	Office Supplies	30,000.00	.00	30,000.00	.00	.00	185.75	29,814.25	1	1,000.47
64010	Cellular Phone	450.00	.00	450.00	.00	.00	.00	450.00	0	.00
99001	Transfer to General Fund 001	9,387.00	.00	9,387.00	.00	.00	9,387.00	.00	100	8,709.00
	EXPENSE TOTALS	$547,913.00	$0.00	$547,913.00	$26,017.72	$0.00	$164,061.18	$383,851.82	30%	$238,197.55
	Fund **203 - Circuit Clerk Admin Services** Totals									
	REVENUE TOTALS	547,913.00	.00	547,913.00	21,434.10	.00	146,949.38	400,963.62	27%	312,017.64
	EXPENSE TOTALS	547,913.00	.00	547,913.00	26,017.72	.00	164,061.18	383,851.82	30%	238,197.55
	Fund **203 - Circuit Clerk Admin Services** Totals	$0.00	$0.00	$0.00	($4,583.62)	$0.00	($17,111.80)	$17,111.80		$73,820.09
Fund **204 - Circuit Clk Electronic Citation**										
REVENUE										
35210	Electronic Citation Fee	200,000.00	.00	200,000.00	21,000.03	.00	110,750.57	89,249.43	55	222,824.17
38000	Investment Income	2,825.00	.00	2,825.00	.00	.00	3,540.56	(715.56)	125	11,855.53
39900	Fund Balance Utilization	56,422.00	.00	56,422.00	.00	.00	.00	56,422.00	0	.00
	REVENUE TOTALS	$259,247.00	$0.00	$259,247.00	$21,000.03	$0.00	$114,291.13	$144,955.87	44%	$234,679.70
EXPENSE										
40000	Salaries and Wages	105,927.00	.00	105,927.00	5,298.66	.00	50,502.16	55,424.84	48	103,548.03
45000	Healthcare Contribution	24,349.00	.00	24,349.00	669.76	.00	8,441.23	15,907.77	35	24,275.48
45010	Dental Contribution	718.00	.00	718.00	22.96	.00	255.08	462.92	36	717.12
45100	FICA/SS Contribution	8,106.00	.00	8,106.00	386.07	.00	3,816.18	4,289.82	47	7,505.43
45200	IMRF Contribution	6,929.00	.00	6,929.00	330.04	.00	3,242.98	3,686.02	47	5,340.83
50340	Software Licensing Cost	1,052.00	.00	1,052.00	.00	.00	.00	1,052.00	0	.00
52160	Repairs and Maint- Equipment	1,000.00	.00	1,000.00	.00	.00	.00	1,000.00	0	.00
53000	Liability Insurance	3,952.00	.00	3,952.00	.00	.00	.00	3,952.00	0	5,187.00
53010	Workers Compensation	1,834.00	.00	1,834.00	.00	.00	.00	1,834.00	0	2,438.00
53020	Unemployment Claims	64.00	.00	64.00	.00	.00	.00	64.00	0	70.00
53100	Conferences and Meetings	13,800.00	.00	13,800.00	.00	.00	50.00	13,750.00	0	859.86
53110	Employee Training	1,800.00	.00	1,800.00	.00	.00	.00	1,800.00	0	.00
53120	Employee Mileage Expense	2,100.00	.00	2,100.00	.00	.00	.00	2,100.00	0	310.01
53130	General Association Dues	500.00	.00	500.00	.00	.00	.00	500.00	0	.00
60000	Office Supplies	1,575.00	.00	1,575.00	.00	.00	260.26	1,314.74	17	456.32
64010	Cellular Phone	940.00	.00	940.00	.00	.00	.00	940.00	0	491.92

Budget Performance Report

Fiscal Year to Date 05/31/26

Include Rollup Account and Rollup to Account

Account	Account Description	Adopted Budget	Budget Amendments	Amended Budget	Current Month Transactions	YTD Encumbrances	YTD Transactions	Budget - YTD Transactions	% Used/ Rec'd	Prior Year Total
Fund **204 - Circuit Clk Electronic Citation**										
EXPENSE										
89000	Addition to Fund Balance	81,472.00	.00	81,472.00	.00	.00	.00	81,472.00	0	.00
99001	Transfer to General Fund 001	3,129.00	.00	3,129.00	.00	.00	3,129.00	.00	100	5,806.00
	EXPENSE TOTALS	$259,247.00	$0.00	$259,247.00	$6,707.49	$0.00	$69,696.89	$189,550.11	27%	$157,006.00
	Fund **204 - Circuit Clk Electronic Citation** Totals									
	REVENUE TOTALS	259,247.00	.00	259,247.00	21,000.03	.00	114,291.13	144,955.87	44%	234,679.70
	EXPENSE TOTALS	259,247.00	.00	259,247.00	6,707.49	.00	69,696.89	189,550.11	27%	157,006.00
	Fund **204 - Circuit Clk Electronic Citation** Totals	$0.00	$0.00	$0.00	$14,292.54	$0.00	$44,594.24	($44,594.24)		$77,673.70
Fund **205 - Circuit Ct Clerk Op and Admin**										
REVENUE										
35410	Operation & Admin Fee	100,000.00	.00	100,000.00	17,876.10	.00	60,005.82	39,994.18	60	103,702.36
38000	Investment Income	6,356.00	.00	6,356.00	.00	.00	7,548.40	(1,192.40)	119	26,822.69
	REVENUE TOTALS	$106,356.00	$0.00	$106,356.00	$17,876.10	$0.00	$67,554.22	$38,801.78	64%	$130,525.05
EXPENSE										
50150	Contractual/Consulting Services	20,000.00	.00	20,000.00	.00	4,800.00	12,000.00	3,200.00	84	16,000.00
60010	Operating Supplies	10,000.00	.00	10,000.00	.00	.00	.00	10,000.00	0	.00
89000	Addition to Fund Balance	76,356.00	.00	76,356.00	.00	.00	.00	76,356.00	0	.00
	EXPENSE TOTALS	$106,356.00	$0.00	$106,356.00	$0.00	$4,800.00	$12,000.00	$89,556.00	16%	$16,000.00
	Fund **205 - Circuit Ct Clerk Op and Admin** Totals									
	REVENUE TOTALS	106,356.00	.00	106,356.00	17,876.10	.00	67,554.22	38,801.78	64%	130,525.05
	EXPENSE TOTALS	106,356.00	.00	106,356.00	.00	4,800.00	12,000.00	89,556.00	16%	16,000.00
	Fund **205 - Circuit Ct Clerk Op and Admin** Totals	$0.00	$0.00	$0.00	$17,876.10	($4,800.00)	$55,554.22	($50,754.22)		$114,525.05
Fund **220 - Title IV-D**										
REVENUE										
32020	Title IV-D Grant	.00	.00	.00	.00	.00	.00	.00	+++	428,317.44
33903	Grants - Federal Government	812,258.00	.00	812,258.00	78,978.72	.00	394,536.57	417,721.43	49	259,009.70
38000	Investment Income	3,531.00	.00	3,531.00	.00	.00	2,869.18	661.82	81	15,837.19
39120	Transfer from Grand Victoria Casino Elgin Fund 120	.00	.00	.00	.00	.00	.00	.00	+++	4,933.00
39900	Fund Balance Utilization	92,000.00	.00	92,000.00	.00	.00	.00	92,000.00	0	.00
	REVENUE TOTALS	$907,789.00	$0.00	$907,789.00	$78,978.72	$0.00	$397,405.75	$510,383.25	44%	$708,097.33
EXPENSE										
40000	Salaries and Wages	669,590.00	.00	669,590.00	46,558.05	.00	310,691.20	358,898.80	46	645,938.40
45000	Healthcare Contribution	88,120.00	.00	88,120.00	7,525.50	.00	46,312.80	41,807.20	53	90,985.11
45010	Dental Contribution	2,793.00	.00	2,793.00	216.12	.00	1,350.77	1,442.23	48	2,937.72
45100	FICA/SS Contribution	51,235.00	.00	51,235.00	3,420.67	.00	22,935.75	28,299.25	45	47,702.47
45200	IMRF Contribution	43,798.00	.00	43,798.00	2,924.29	.00	19,486.39	24,311.61	44	34,270.00
50150	Contractual/Consulting Services	5,000.00	.00	5,000.00	.00	.00	.00	5,000.00	0	.00
50240	Trials and Costs of Hearing	2,500.00	.00	2,500.00	.00	.00	.00	2,500.00	0	.00

Budget Performance Report

Fiscal Year to Date 05/31/26

Include Rollup Account and Rollup to Account

Account	Account Description	Adopted Budget	Budget Amendments	Amended Budget	Current Month Transactions	YTD Encumbrances	YTD Transactions	Budget - YTD Transactions	% Used/ Rec'd	Prior Year Total
Fund **220 - Title IV-D**										
EXPENSE										
53000	Liability Insurance	24,912.00	.00	24,912.00	.00	.00	.00	24,912.00	0	24,742.00
53010	Workers Compensation	11,590.00	.00	11,590.00	.00	.00	.00	11,590.00	0	11,542.00
53020	Unemployment Claims	401.00	.00	401.00	.00	.00	.00	401.00	0	334.00
53100	Conferences and Meetings	2,500.00	.00	2,500.00	.00	.00	.00	2,500.00	0	.00
53110	Employee Training	2,500.00	.00	2,500.00	.00	.00	.00	2,500.00	0	.00
53120	Employee Mileage Expense	.00	.00	.00	.00	.00	.00	.00	+++	48.90
53130	General Association Dues	2,100.00	.00	2,100.00	.00	.00	1,540.00	560.00	73	2,290.00
60000	Office Supplies	750.00	.00	750.00	.00	.00	.00	750.00	0	1,064.11
	EXPENSE TOTALS	$907,789.00	$0.00	$907,789.00	$60,644.63	$0.00	$402,316.91	$505,472.09	44%	$861,854.71
	Fund **220 - Title IV-D** Totals									
	REVENUE TOTALS	907,789.00	.00	907,789.00	78,978.72	.00	397,405.75	510,383.25	44%	708,097.33
	EXPENSE TOTALS	907,789.00	.00	907,789.00	60,644.63	.00	402,316.91	505,472.09	44%	861,854.71
	Fund **220 - Title IV-D** Totals	$0.00	$0.00	$0.00	$18,334.09	$0.00	($4,911.16)	$4,911.16		($153,757.38)
Fund **221 - Drug Prosecution**										
REVENUE										
32030	Drug Prosecution Grant	.00	.00	.00	.00	.00	.00	.00	+++	31,858.00
36020	Drug Fines	30,000.00	.00	30,000.00	2,770.16	.00	47,088.60	(17,088.60)	157	33,005.59
36025	Forfeited Funds	15,000.00	.00	15,000.00	.00	.00	1,876.98	13,123.02	13	15,035.65
38000	Investment Income	7,053.00	.00	7,053.00	.00	.00	3,115.35	3,937.65	44	8,016.43
39120	Transfer from Grand Victoria Casino Elgin Fund 120	288,226.00	.00	288,226.00	.00	.00	288,226.00	.00	100	246,976.00
	REVENUE TOTALS	$340,279.00	$0.00	$340,279.00	$2,770.16	$0.00	$340,306.93	($27.93)	100%	$334,891.67
EXPENSE										
40000	Salaries and Wages	121,588.00	.00	121,588.00	9,227.46	.00	57,604.43	63,983.57	47	443,568.05
45000	Healthcare Contribution	24,349.00	.00	24,349.00	1,773.70	.00	10,769.88	13,579.12	44	127,388.17
45010	Dental Contribution	718.00	.00	718.00	59.76	.00	358.56	359.44	50	2,942.25
45100	FICA/SS Contribution	9,303.00	.00	9,303.00	678.47	.00	4,247.16	5,055.84	46	31,701.10
45200	IMRF Contribution	7,953.00	.00	7,953.00	580.02	.00	3,607.94	4,345.06	45	22,989.93
50240	Trials and Costs of Hearing	.00	.00	.00	.00	.00	59.80	(59.80)	+++	15.50
50270	Court Reporter Costs	6,000.00	.00	6,000.00	676.00	.00	3,746.25	2,253.75	62	6,377.50
53000	Liability Insurance	4,535.00	.00	4,535.00	.00	.00	.00	4,535.00	0	17,994.00
53010	Workers Compensation	2,105.00	.00	2,105.00	.00	.00	.00	2,105.00	0	8,392.00
53020	Unemployment Claims	73.00	.00	73.00	.00	.00	.00	73.00	0	243.00
53100	Conferences and Meetings	5,500.00	.00	5,500.00	2,750.03	.00	2,750.03	2,749.97	50	2,020.00
53130	General Association Dues	2,100.00	.00	2,100.00	.00	.00	385.00	1,715.00	18	2,290.00
89000	Addition to Fund Balance	156,055.00	.00	156,055.00	.00	.00	.00	156,055.00	0	.00
	EXPENSE TOTALS	$340,279.00	$0.00	$340,279.00	$15,745.44	$0.00	$83,529.05	$256,749.95	25%	$665,921.50
	Fund **221 - Drug Prosecution** Totals									

Budget Performance Report

Fiscal Year to Date 05/31/26

Include Rollup Account and Rollup to Account

Account	Account Description	Adopted Budget	Budget Amendments	Amended Budget	Current Month Transactions	YTD Encumbrances	YTD Transactions	Budget - YTD Transactions	% Used/ Rec'd	Prior Year Total
	REVENUE TOTALS	340,279.00	.00	340,279.00	2,770.16	.00	340,306.93	(27.93)	100%	334,891.67
	EXPENSE TOTALS	340,279.00	.00	340,279.00	15,745.44	.00	83,529.05	256,749.95	25%	665,921.50
	Fund **221 - Drug Prosecution** Totals	$0.00	$0.00	$0.00	($12,975.28)	$0.00	$256,777.88	($256,777.88)		($331,029.83)
Fund **222 - Victim Coordinator Services**										
REVENUE										
32050	Atty General Victim Coord Grant	.00	.00	.00	.00	.00	.00	.00	+++	100,000.00
33902	Grants - State Government	100,000.00	.00	100,000.00	7,692.00	.00	61,848.00	38,152.00	62	30,460.00
38000	Investment Income	707.00	.00	707.00	.00	.00	6,279.19	(5,572.19)	888	8,822.26
39120	Transfer from Grand Victoria Casino Elgin Fund 120	295,833.00	.00	295,833.00	.00	.00	295,833.00	.00	100	254,583.00
	REVENUE TOTALS	$396,540.00	$0.00	$396,540.00	$7,692.00	$0.00	$363,960.19	$32,579.81	92%	$393,865.26
EXPENSE										
40000	Salaries and Wages	169,921.00	.00	169,921.00	12,895.20	.00	80,901.03	89,019.97	48	163,055.25
45000	Healthcare Contribution	61,461.00	.00	61,461.00	5,121.52	.00	30,729.12	30,731.88	50	61,336.54
45010	Dental Contribution	2,154.00	.00	2,154.00	179.28	.00	1,075.68	1,078.32	50	2,133.89
45100	FICA/SS Contribution	13,003.00	.00	13,003.00	897.46	.00	5,677.05	7,325.95	44	11,406.94
45200	IMRF Contribution	11,114.00	.00	11,114.00	767.26	.00	4,822.76	6,291.24	43	8,117.04
53000	Liability Insurance	6,339.00	.00	6,339.00	.00	.00	.00	6,339.00	0	10,251.00
53010	Workers Compensation	2,941.00	.00	2,941.00	.00	.00	.00	2,941.00	0	4,782.00
53020	Unemployment Claims	103.00	.00	103.00	.00	.00	.00	103.00	0	139.00
89000	Addition to Fund Balance	129,504.00	.00	129,504.00	.00	.00	.00	129,504.00	0	.00
	EXPENSE TOTALS	$396,540.00	$0.00	$396,540.00	$19,860.72	$0.00	$123,205.64	$273,334.36	31%	$261,221.66
	Fund **222 - Victim Coordinator Services** Totals									
	REVENUE TOTALS	396,540.00	.00	396,540.00	7,692.00	.00	363,960.19	32,579.81	92%	393,865.26
	EXPENSE TOTALS	396,540.00	.00	396,540.00	19,860.72	.00	123,205.64	273,334.36	31%	261,221.66
	Fund **222 - Victim Coordinator Services** Totals	$0.00	$0.00	$0.00	($12,168.72)	$0.00	$240,754.55	($240,754.55)		$132,643.60
Fund **223 - Domestic Violence**										
REVENUE										
38000	Investment Income	4,943.00	.00	4,943.00	.00	.00	4,013.65	929.35	81	10,084.06
39120	Transfer from Grand Victoria Casino Elgin Fund 120	206,081.00	.00	206,081.00	.00	.00	206,081.00	.00	100	164,831.00
	REVENUE TOTALS	$211,024.00	$0.00	$211,024.00	$0.00	$0.00	$210,094.65	$929.35	100%	$174,915.06
EXPENSE										
40000	Salaries and Wages	120,671.00	.00	120,671.00	9,157.84	.00	57,169.81	63,501.19	47	217,925.57
45000	Healthcare Contribution	.00	.00	.00	.00	.00	.00	.00	+++	42,208.41
45010	Dental Contribution	.00	.00	.00	.00	.00	.00	.00	+++	975.06
45100	FICA/SS Contribution	9,232.00	.00	9,232.00	700.57	.00	4,373.48	4,858.52	47	15,959.85
45200	IMRF Contribution	7,893.00	.00	7,893.00	598.92	.00	3,714.88	4,178.12	47	11,407.34
50240	Trials and Costs of Hearing	500.00	.00	500.00	.00	.00	.00	500.00	0	.00
50270	Court Reporter Costs	500.00	.00	500.00	28.00	.00	131.50	368.50	26	176.00
53000	Liability Insurance	4,501.00	.00	4,501.00	.00	.00	.00	4,501.00	0	8,224.00
53010	Workers Compensation	2,089.00	.00	2,089.00	.00	.00	.00	2,089.00	0	3,836.00

Budget Performance Report

Fiscal Year to Date 05/31/26

Include Rollup Account and Rollup to Account

Account	Account Description	Adopted Budget	Budget Amendments	Amended Budget	Current Month Transactions	YTD Encumbrances	YTD Transactions	Budget - YTD Transactions	% Used/ Rec'd	Prior Year Total
Fund **223 - Domestic Violence**										
EXPENSE										
53020	Unemployment Claims	72.00	.00	72.00	.00	.00	.00	72.00	0	111.00
53100	Conferences and Meetings	500.00	.00	500.00	.00	.00	.00	500.00	0	.00
53110	Employee Training	500.00	.00	500.00	.00	.00	.00	500.00	0	.00
53130	General Association Dues	525.00	.00	525.00	.00	.00	385.00	140.00	73	385.00
89000	Addition to Fund Balance	64,041.00	.00	64,041.00	.00	.00	.00	64,041.00	0	.00
	EXPENSE TOTALS	$211,024.00	$0.00	$211,024.00	$10,485.33	$0.00	$65,774.67	$145,249.33	31%	$301,208.23
	Fund **223 - Domestic Violence** Totals									
	REVENUE TOTALS	211,024.00	.00	211,024.00	.00	.00	210,094.65	929.35	100%	174,915.06
	EXPENSE TOTALS	211,024.00	.00	211,024.00	10,485.33	.00	65,774.67	145,249.33	31%	301,208.23
	Fund **223 - Domestic Violence** Totals	$0.00	$0.00	$0.00	($10,485.33)	$0.00	$144,319.98	($144,319.98)		($126,293.17)
Fund **225 - Auto Theft Task Force**										
REVENUE										
38000	Investment Income	1,413.00	.00	1,413.00	.00	.00	622.93	790.07	44	2,458.12
	REVENUE TOTALS	$1,413.00	$0.00	$1,413.00	$0.00	$0.00	$622.93	$790.07	44%	$2,458.12
EXPENSE										
89000	Addition to Fund Balance	1,413.00	.00	1,413.00	.00	.00	.00	1,413.00	0	.00
	EXPENSE TOTALS	$1,413.00	$0.00	$1,413.00	$0.00	$0.00	$0.00	$1,413.00	0%	$0.00
	Fund **225 - Auto Theft Task Force** Totals									
	REVENUE TOTALS	1,413.00	.00	1,413.00	.00	.00	622.93	790.07	44%	2,458.12
	EXPENSE TOTALS	1,413.00	.00	1,413.00	.00	.00	.00	1,413.00	0%	.00
	Fund **225 - Auto Theft Task Force** Totals	$0.00	$0.00	$0.00	$0.00	$0.00	$622.93	($622.93)		$2,458.12
Fund **226 - Weed and Seed**										
REVENUE										
38000	Investment Income	436.00	.00	436.00	.00	.00	264.48	171.52	61	1,176.26
39900	Fund Balance Utilization	9,564.00	.00	9,564.00	.00	.00	.00	9,564.00	0	.00
	REVENUE TOTALS	$10,000.00	$0.00	$10,000.00	$0.00	$0.00	$264.48	$9,735.52	3%	$1,176.26
EXPENSE										
50150	Contractual/Consulting Services	5,000.00	.00	5,000.00	.00	.00	.00	5,000.00	0	.00
60000	Office Supplies	5,000.00	.00	5,000.00	.00	.00	.00	5,000.00	0	4,185.00
	EXPENSE TOTALS	$10,000.00	$0.00	$10,000.00	$0.00	$0.00	$0.00	$10,000.00	0%	$4,185.00
	Fund **226 - Weed and Seed** Totals									
	REVENUE TOTALS	10,000.00	.00	10,000.00	.00	.00	264.48	9,735.52	3%	1,176.26
	EXPENSE TOTALS	10,000.00	.00	10,000.00	.00	.00	.00	10,000.00	0%	4,185.00
	Fund **226 - Weed and Seed** Totals	$0.00	$0.00	$0.00	$0.00	$0.00	$264.48	($264.48)		($3,008.74)

Budget Performance Report

Fiscal Year to Date 05/31/26

Include Rollup Account and Rollup to Account

Account	Account Description	Adopted Budget	Budget Amendments	Amended Budget	Current Month Transactions	YTD Encumbrances	YTD Transactions	Budget - YTD Transactions	% Used/ Rec'd	Prior Year Total
Fund	**230 - Child Advocacy Center**									
REVENUE										
32000	Attorney General CAC Grant	.00	.00	.00	.00	.00	.00	.00	+++	85,975.00
32010	DCFS- Child Advocacy Cntr Grant	.00	.00	.00	.00	.00	135,959.64	(135,959.64)	+++	513,580.96
32715	Fit For Kids Grant	.00	.00	.00	.00	.00	.00	.00	+++	3,000.00
33550	VOCA Grant	.00	.00	.00	.00	.00	.00	.00	+++	82,604.69
33902	Grants - State Government	754,664.00	.00	754,664.00	49,839.81	.00	225,600.52	529,063.48	30	(17,664.84)
33903	Grants - Federal Government	50,000.00	.00	50,000.00	23,638.41	.00	78,283.01	(28,283.01)	157	63,904.40
35020	Child Advocacy Center Fees	500,000.00	.00	500,000.00	49,089.77	.00	289,168.89	210,831.11	58	525,478.99
37040	CAC Invest Salary Reimbursement	35,000.00	.00	35,000.00	.00	.00	.00	35,000.00	0	70,000.00
38000	Investment Income	20,479.00	.00	20,479.00	.00	.00	16,423.66	4,055.34	80	29,214.47
38900	Miscellaneous Other	.00	.00	.00	.00	.00	25.00	(25.00)	+++	55.00
39120	Transfer from Grand Victoria Casino Elgin Fund 120	1,105,731.00	.00	1,105,731.00	.00	.00	1,105,731.00	.00	100	1,064,481.00
	REVENUE TOTALS	$2,465,874.00	$0.00	$2,465,874.00	$122,567.99	$0.00	$1,851,191.72	$614,682.28	75%	$2,420,629.67
EXPENSE										
40000	Salaries and Wages	1,512,333.00	.00	1,512,333.00	114,209.81	.00	714,964.31	797,368.69	47	1,763,614.68
40300	Employee Per Diem	15,600.00	.00	15,600.00	1,200.00	.00	7,500.00	8,100.00	48	15,600.00
45000	Healthcare Contribution	272,826.00	.00	272,826.00	23,062.08	.00	143,698.05	129,127.95	53	353,733.17
45010	Dental Contribution	8,072.00	.00	8,072.00	563.32	.00	3,407.85	4,664.15	42	8,620.57
45100	FICA/SS Contribution	115,714.00	.00	115,714.00	8,437.40	.00	52,953.56	62,760.44	46	131,056.78
45200	IMRF Contribution	98,917.00	.00	98,917.00	7,236.43	.00	45,036.12	53,880.88	46	93,543.93
50150	Contractual/Consulting Services	7,500.00	.00	7,500.00	.00	.00	4,524.79	2,975.21	60	7,053.45
50205	Examinations	2,500.00	.00	2,500.00	.00	.00	.00	2,500.00	0	.00
50240	Trials and Costs of Hearing	2,500.00	.00	2,500.00	.00	.00	.00	2,500.00	0	315.63
50260	Witness Costs	7,500.00	.00	7,500.00	.00	.00	.00	7,500.00	0	4,931.13
50270	Court Reporter Costs	4,000.00	.00	4,000.00	202.50	.00	1,690.50	2,309.50	42	2,996.00
50620	Counseling Services	10,000.00	.00	10,000.00	4,625.00	.00	4,625.00	5,375.00	46	.00
52140	Repairs and Maint- Copiers	6,500.00	.00	6,500.00	720.22	.00	3,331.91	3,168.09	51	7,668.39
52230	Repairs and Maint- Vehicles	2,000.00	.00	2,000.00	.00	.00	.00	2,000.00	0	403.68
53000	Liability Insurance	56,992.00	.00	56,992.00	.00	.00	.00	56,992.00	0	68,770.00
53010	Workers Compensation	26,445.00	.00	26,445.00	.00	.00	.00	26,445.00	0	32,347.00
53020	Unemployment Claims	917.00	.00	917.00	.00	.00	.00	917.00	0	927.00
53060	General Printing	.00	.00	.00	.00	.00	.00	.00	+++	623.35
53100	Conferences and Meetings	73,700.00	.00	73,700.00	336.00	.00	15,000.19	58,699.81	20	69,267.23
53110	Employee Training	15,000.00	.00	15,000.00	.00	.00	1,086.70	13,913.30	7	5,020.72
53120	Employee Mileage Expense	500.00	.00	500.00	.00	.00	.00	500.00	0	.00
53130	General Association Dues	5,125.00	.00	5,125.00	.00	.00	3,775.00	1,350.00	74	4,910.00
60000	Office Supplies	1,000.00	.00	1,000.00	.00	.00	.00	1,000.00	0	75.32
60010	Operating Supplies	13,190.00	.00	13,190.00	.00	.00	1,121.96	12,068.04	9	23,601.60
60020	Computer Related Supplies	.00	.00	.00	.00	.00	.00	.00	+++	1,321.80
60050	Books and Subscriptions	1,800.00	.00	1,800.00	212.95	.00	438.73	1,361.27	24	1,945.89

Budget Performance Report

Fiscal Year to Date 05/31/26

Include Rollup Account and Rollup to Account

Account	Account Description	Adopted Budget	Budget Amendments	Amended Budget	Current Month Transactions	YTD Encumbrances	YTD Transactions	Budget - YTD Transactions	% Used/ Rec'd	Prior Year Total
Fund **230 - Child Advocacy Center**										
EXPENSE										
60060	Computer Software- Non Capital	1,000.00	.00	1,000.00	16.99	.00	84.95	915.05	8	163.90
60070	Computer Hardware- Non Capital	6,000.00	.00	6,000.00	.00	.00	.00	6,000.00	0	5,066.99
60290	Photography Supplies	1,000.00	.00	1,000.00	.00	.00	.00	1,000.00	0	.00
63040	Fuel- Vehicles	2,500.00	.00	2,500.00	263.46	.00	2,497.04	2.96	100	2,058.99
64000	Telephone	2,500.00	.00	2,500.00	.00	.00	.00	2,500.00	0	8,619.32
89000	Addition to Fund Balance	192,243.00	.00	192,243.00	.00	.00	.00	192,243.00	0	.00
	EXPENSE TOTALS	$2,465,874.00	$0.00	$2,465,874.00	$161,086.16	$0.00	$1,005,736.66	$1,460,137.34	41%	$2,614,256.52
	Fund **230 - Child Advocacy Center** Totals									
	REVENUE TOTALS	2,465,874.00	.00	2,465,874.00	122,567.99	.00	1,851,191.72	614,682.28	75%	2,420,629.67
	EXPENSE TOTALS	2,465,874.00	.00	2,465,874.00	161,086.16	.00	1,005,736.66	1,460,137.34	41%	2,614,256.52
	Fund **230 - Child Advocacy Center** Totals	$0.00	$0.00	$0.00	($38,518.17)	$0.00	$845,455.06	($845,455.06)		($193,626.85)
Fund **231 - Equitable Sharing Program**										
REVENUE										
38000	Investment Income	1,413.00	.00	1,413.00	.00	.00	719.99	693.01	51	2,841.14
	REVENUE TOTALS	$1,413.00	$0.00	$1,413.00	$0.00	$0.00	$719.99	$693.01	51%	$2,841.14
EXPENSE										
89000	Addition to Fund Balance	1,413.00	.00	1,413.00	.00	.00	.00	1,413.00	0	.00
	EXPENSE TOTALS	$1,413.00	$0.00	$1,413.00	$0.00	$0.00	$0.00	$1,413.00	0%	$0.00
	Fund **231 - Equitable Sharing Program** Totals									
	REVENUE TOTALS	1,413.00	.00	1,413.00	.00	.00	719.99	693.01	51%	2,841.14
	EXPENSE TOTALS	1,413.00	.00	1,413.00	.00	.00	.00	1,413.00	0%	.00
	Fund **231 - Equitable Sharing Program** Totals	$0.00	$0.00	$0.00	$0.00	$0.00	$719.99	($719.99)		$2,841.14
Fund **232 - State's Atty Records Automation**										
REVENUE										
35300	Records Automation Fees	15,000.00	.00	15,000.00	1,430.61	.00	8,925.98	6,074.02	60	18,856.85
38000	Investment Income	2,825.00	.00	2,825.00	.00	.00	965.63	1,859.37	34	3,372.69
	REVENUE TOTALS	$17,825.00	$0.00	$17,825.00	$1,430.61	$0.00	$9,891.61	$7,933.39	55%	$22,229.54
EXPENSE										
40000	Salaries and Wages	.00	.00	.00	.00	.00	.00	.00	+++	15,207.87
45000	Healthcare Contribution	.00	.00	.00	.00	.00	.00	.00	+++	2,737.37
45010	Dental Contribution	.00	.00	.00	.00	.00	.00	.00	+++	64.54
45100	FICA/SS Contribution	.00	.00	.00	.00	.00	.00	.00	+++	1,112.79
45200	IMRF Contribution	.00	.00	.00	.00	.00	.00	.00	+++	788.92
53000	Liability Insurance	.00	.00	.00	.00	.00	.00	.00	+++	1,279.00
53010	Workers Compensation	.00	.00	.00	.00	.00	.00	.00	+++	597.00
53020	Unemployment Claims	.00	.00	.00	.00	.00	.00	.00	+++	18.00
89000	Addition to Fund Balance	17,825.00	.00	17,825.00	.00	.00	.00	17,825.00	0	.00

Budget Performance Report

Fiscal Year to Date 05/31/26

Include Rollup Account and Rollup to Account

Account	Account Description	Adopted Budget	Budget Amendments	Amended Budget	Current Month Transactions	YTD Encumbrances	YTD Transactions	Budget - YTD Transactions	% Used/ Rec'd	Prior Year Total
Fund 232 - State's Atty Records Automation										
	EXPENSE TOTALS	$17,825.00	$0.00	$17,825.00	$0.00	$0.00	$0.00	$17,825.00	0%	$21,805.49
	Fund 232 - State's Atty Records Automation Totals									
	REVENUE TOTALS	17,825.00	.00	17,825.00	1,430.61	.00	9,891.61	7,933.39	55%	22,229.54
	EXPENSE TOTALS	17,825.00	.00	17,825.00	.00	.00	.00	17,825.00	0%	21,805.49
	Fund 232 - State's Atty Records Automation Totals	$0.00	$0.00	$0.00	$1,430.61	$0.00	$9,891.61	($9,891.61)		$424.05
Fund 233 - Bad Check Restitution										
REVENUE										
38000	Investment Income	1,413.00	.00	1,413.00	.00	.00	740.88	672.12	52	2,923.54
	REVENUE TOTALS	$1,413.00	$0.00	$1,413.00	$0.00	$0.00	$740.88	$672.12	52%	$2,923.54
EXPENSE										
89000	Addition to Fund Balance	1,413.00	.00	1,413.00	.00	.00	.00	1,413.00	0	.00
	EXPENSE TOTALS	$1,413.00	$0.00	$1,413.00	$0.00	$0.00	$0.00	$1,413.00	0%	$0.00
	Fund 233 - Bad Check Restitution Totals									
	REVENUE TOTALS	1,413.00	.00	1,413.00	.00	.00	740.88	672.12	52%	2,923.54
	EXPENSE TOTALS	1,413.00	.00	1,413.00	.00	.00	.00	1,413.00	0%	.00
	Fund 233 - Bad Check Restitution Totals	$0.00	$0.00	$0.00	$0.00	$0.00	$740.88	($740.88)		$2,923.54
Fund 234 - Drug Asset Forfeiture										
REVENUE										
38000	Investment Income	8,474.00	.00	8,474.00	.00	.00	263.34	8,210.66	3	1,039.16
	REVENUE TOTALS	$8,474.00	$0.00	$8,474.00	$0.00	$0.00	$263.34	$8,210.66	3%	$1,039.16
EXPENSE										
89000	Addition to Fund Balance	8,474.00	.00	8,474.00	.00	.00	.00	8,474.00	0	.00
	EXPENSE TOTALS	$8,474.00	$0.00	$8,474.00	$0.00	$0.00	$0.00	$8,474.00	0%	$0.00
	Fund 234 - Drug Asset Forfeiture Totals									
	REVENUE TOTALS	8,474.00	.00	8,474.00	.00	.00	263.34	8,210.66	3%	1,039.16
	EXPENSE TOTALS	8,474.00	.00	8,474.00	.00	.00	.00	8,474.00	0%	.00
	Fund 234 - Drug Asset Forfeiture Totals	$0.00	$0.00	$0.00	$0.00	$0.00	$263.34	($263.34)		$1,039.16
Fund 235 - State's Attorney Employee Events										
REVENUE										
38000	Investment Income	39.00	.00	39.00	.00	.00	25.27	13.73	65	99.69
	REVENUE TOTALS	$39.00	$0.00	$39.00	$0.00	$0.00	$25.27	$13.73	65%	$99.69
EXPENSE										
89000	Addition to Fund Balance	39.00	.00	39.00	.00	.00	.00	39.00	0	.00
	EXPENSE TOTALS	$39.00	$0.00	$39.00	$0.00	$0.00	$0.00	$39.00	0%	$0.00
	Fund 235 - State's Attorney Employee Events Totals									
	REVENUE TOTALS	39.00	.00	39.00	.00	.00	25.27	13.73	65%	99.69

Budget Performance Report

Fiscal Year to Date 05/31/26

Include Rollup Account and Rollup to Account

Account	Account Description	Adopted Budget	Budget Amendments	Amended Budget	Current Month Transactions	YTD Encumbrances	YTD Transactions	Budget - YTD Transactions	% Used/ Rec'd	Prior Year Total
	EXPENSE TOTALS	39.00	.00	39.00	.00	.00	.00	39.00	0%	.00
	Fund **235 - State's Attorney Employee Events** Totals	$0.00	$0.00	$0.00	$0.00	$0.00	$25.27	($25.27)		$99.69
Fund **236 - Child Advocacy Advisory Board**										
REVENUE										
38000	Investment Income	707.00	.00	707.00	.00	.00	459.18	247.82	65	1,729.94
	REVENUE TOTALS	$707.00	$0.00	$707.00	$0.00	$0.00	$459.18	$247.82	65%	$1,729.94
EXPENSE										
89000	Addition to Fund Balance	707.00	.00	707.00	.00	.00	.00	707.00	0	.00
	EXPENSE TOTALS	$707.00	$0.00	$707.00	$0.00	$0.00	$0.00	$707.00	0%	$0.00
	Fund **236 - Child Advocacy Advisory Board** Totals									
	REVENUE TOTALS	707.00	.00	707.00	.00	.00	459.18	247.82	65%	1,729.94
	EXPENSE TOTALS	707.00	.00	707.00	.00	.00	.00	707.00	0%	.00
	Fund **236 - Child Advocacy Advisory Board** Totals	$0.00	$0.00	$0.00	$0.00	$0.00	$459.18	($459.18)		$1,729.94
Fund **237 - Money Laundering - State's Atty**										
REVENUE										
38000	Investment Income	7,062.00	.00	7,062.00	.00	.00	6,222.23	839.77	88	29,208.52
39900	Fund Balance Utilization	161,251.00	.00	161,251.00	.00	.00	.00	161,251.00	0	.00
	REVENUE TOTALS	$168,313.00	$0.00	$168,313.00	$0.00	$0.00	$6,222.23	$162,090.77	4%	$29,208.52
EXPENSE										
50150	Contractual/Consulting Services	60,000.00	.00	60,000.00	.00	.00	55,000.00	5,000.00	92	.00
60050	Books and Subscriptions	108,313.00	.00	108,313.00	8,359.73	.00	41,904.61	66,408.39	39	.00
	EXPENSE TOTALS	$168,313.00	$0.00	$168,313.00	$8,359.73	$0.00	$96,904.61	$71,408.39	58%	$0.00
	Fund **237 - Money Laundering - State's Atty** Totals									
	REVENUE TOTALS	168,313.00	.00	168,313.00	.00	.00	6,222.23	162,090.77	4%	29,208.52
	EXPENSE TOTALS	168,313.00	.00	168,313.00	8,359.73	.00	96,904.61	71,408.39	58%	.00
	Fund **237 - Money Laundering - State's Atty** Totals	$0.00	$0.00	$0.00	($8,359.73)	$0.00	($90,682.38)	$90,682.38		$29,208.52
Fund **243 - Public Defender Special Fund**										
REVENUE										
33701	Pub Defender IL Supreme Court Allocation	.00	.00	.00	.00	.00	.00	.00	+++	107,385.45
33902	Grants - State Government	104,198.00	.00	104,198.00	.00	.00	.00	104,198.00	0	.00
38000	Investment Income	3,604.00	.00	3,604.00	.00	.00	2,759.24	844.76	77	10,515.72
	REVENUE TOTALS	$107,802.00	$0.00	$107,802.00	$0.00	$0.00	$2,759.24	$105,042.76	3%	$117,901.17
EXPENSE										
60000	Office Supplies	.00	.00	.00	.00	.00	.00	.00	+++	798.99
60010	Operating Supplies	.00	.00	.00	.00	.00	35,505.32	(35,505.32)	+++	32,242.27
60055	Office Equipment - Non Capital	.00	.00	.00	.00	.00	.00	.00	+++	34,239.53
89000	Addition to Fund Balance	107,802.00	.00	107,802.00	.00	.00	.00	107,802.00	0	.00
	EXPENSE TOTALS	$107,802.00	$0.00	$107,802.00	$0.00	$0.00	$35,505.32	$72,296.68	33%	$67,280.79

Budget Performance Report

Fiscal Year to Date 05/31/26

Include Rollup Account and Rollup to Account

Account	Account Description	Adopted Budget	Budget Amendments	Amended Budget	Current Month Transactions	YTD Encumbrances	YTD Transactions	Budget - YTD Transactions	% Used/ Rec'd	Prior Year Total
	Fund **243 - Public Defender Special Fund** Totals									
	REVENUE TOTALS	107,802.00	.00	107,802.00	.00	.00	2,759.24	105,042.76	3%	117,901.17
	EXPENSE TOTALS	107,802.00	.00	107,802.00	.00	.00	35,505.32	72,296.68	33%	67,280.79
	Fund **243 - Public Defender Special Fund** Totals	$0.00	$0.00	$0.00	$0.00	$0.00	($32,746.08)	$32,746.08		$50,620.38
Fund **244 - Public Defender Rec Automation**										
REVENUE										
35300	Records Automation Fees	1,000.00	.00	1,000.00	745.40	.00	4,613.39	(3,613.39)	461	9,546.30
38000	Investment Income	707.00	.00	707.00	.00	.00	873.83	(166.83)	124	3,139.33
	REVENUE TOTALS	$1,707.00	$0.00	$1,707.00	$745.40	$0.00	$5,487.22	($3,780.22)	321%	$12,685.63
EXPENSE										
50150	Contractual/Consulting Services	1,000.00	.00	1,000.00	.00	.00	.00	1,000.00	0	.00
89000	Addition to Fund Balance	707.00	.00	707.00	.00	.00	.00	707.00	0	.00
	EXPENSE TOTALS	$1,707.00	$0.00	$1,707.00	$0.00	$0.00	$0.00	$1,707.00	0%	$0.00
	Fund **244 - Public Defender Rec Automation** Totals									
	REVENUE TOTALS	1,707.00	.00	1,707.00	745.40	.00	5,487.22	(3,780.22)	321%	12,685.63
	EXPENSE TOTALS	1,707.00	.00	1,707.00	.00	.00	.00	1,707.00	0%	.00
	Fund **244 - Public Defender Rec Automation** Totals	$0.00	$0.00	$0.00	$745.40	$0.00	$5,487.22	($5,487.22)		$12,685.63
Fund **246 - Employee Events Fund**										
REVENUE										
37900	Miscellaneous Reimbursement	800.00	.00	800.00	.00	.00	445.99	354.01	56	998.86
38000	Investment Income	501.00	.00	501.00	.00	.00	367.29	133.71	73	1,416.63
	REVENUE TOTALS	$1,301.00	$0.00	$1,301.00	$0.00	$0.00	$813.28	$487.72	63%	$2,415.49
EXPENSE										
60080	Employee Recognition Supplies	984.00	.00	984.00	.00	.00	.00	984.00	0	.00
89000	Addition to Fund Balance	317.00	.00	317.00	.00	.00	.00	317.00	0	.00
	EXPENSE TOTALS	$1,301.00	$0.00	$1,301.00	$0.00	$0.00	$0.00	$1,301.00	0%	$0.00
	Fund **246 - Employee Events Fund** Totals									
	REVENUE TOTALS	1,301.00	.00	1,301.00	.00	.00	813.28	487.72	63%	2,415.49
	EXPENSE TOTALS	1,301.00	.00	1,301.00	.00	.00	.00	1,301.00	0%	.00
	Fund **246 - Employee Events Fund** Totals	$0.00	$0.00	$0.00	$0.00	$0.00	$813.28	($813.28)		$2,415.49
Fund **247 - EMA Volunteer Fund**										
REVENUE										
38000	Investment Income	707.00	.00	707.00	.00	.00	721.12	(14.12)	102	2,880.96
38520	General Donations	3,000.00	.00	3,000.00	585.00	.00	1,490.00	1,510.00	50	16,300.00
39900	Fund Balance Utilization	7,993.00	.00	7,993.00	.00	.00	.00	7,993.00	0	.00
	REVENUE TOTALS	$11,700.00	$0.00	$11,700.00	$585.00	$0.00	$2,211.12	$9,488.88	19%	$19,180.96
EXPENSE										
55000	Miscellaneous Contractual Exp	6,800.00	.00	6,800.00	.00	.00	8,703.96	(1,903.96)	128	4,232.84
60010	Operating Supplies	4,900.00	.00	4,900.00	697.64	.00	4,462.88	437.12	91	2,780.73

Budget Performance Report

Fiscal Year to Date 05/31/26

Include Rollup Account and Rollup to Account

Account	Account Description	Adopted Budget	Budget Amendments	Amended Budget	Current Month Transactions	YTD Encumbrances	YTD Transactions	Budget - YTD Transactions	% Used/ Rec'd	Prior Year Total
Fund **247 - EMA Volunteer Fund**										
	EXPENSE TOTALS	$11,700.00	$0.00	$11,700.00	$697.64	$0.00	$13,166.84	($1,466.84)	113%	$7,013.57
	Fund **247 - EMA Volunteer Fund** Totals									
	REVENUE TOTALS	11,700.00	.00	11,700.00	585.00	.00	2,211.12	9,488.88	19%	19,180.96
	EXPENSE TOTALS	11,700.00	.00	11,700.00	697.64	.00	13,166.84	(1,466.84)	113%	7,013.57
	Fund **247 - EMA Volunteer Fund** Totals	$0.00	$0.00	$0.00	($112.64)	$0.00	($10,955.72)	$10,955.72		$12,167.39
Fund **248 - KC Emergency Planning**										
REVENUE										
38000	Investment Income	707.00	.00	707.00	.00	.00	637.70	69.30	90	2,319.04
38520	General Donations	3,000.00	.00	3,000.00	.00	.00	5,550.00	(2,550.00)	185	3,000.00
	REVENUE TOTALS	$3,707.00	$0.00	$3,707.00	$0.00	$0.00	$6,187.70	($2,480.70)	167%	$5,319.04
EXPENSE										
55000	Miscellaneous Contractual Exp	1,500.00	.00	1,500.00	.00	.00	900.00	600.00	60	709.09
60010	Operating Supplies	465.00	.00	465.00	.00	.00	.00	465.00	0	.00
65000	Miscellaneous Supplies	210.00	.00	210.00	140.00	.00	140.00	70.00	67	140.00
89000	Addition to Fund Balance	1,532.00	.00	1,532.00	.00	.00	.00	1,532.00	0	.00
	EXPENSE TOTALS	$3,707.00	$0.00	$3,707.00	$140.00	$0.00	$1,040.00	$2,667.00	28%	$849.09
	Fund **248 - KC Emergency Planning** Totals									
	REVENUE TOTALS	3,707.00	.00	3,707.00	.00	.00	6,187.70	(2,480.70)	167%	5,319.04
	EXPENSE TOTALS	3,707.00	.00	3,707.00	140.00	.00	1,040.00	2,667.00	28%	849.09
	Fund **248 - KC Emergency Planning** Totals	$0.00	$0.00	$0.00	($140.00)	$0.00	$5,147.70	($5,147.70)		$4,469.95
Fund **249 - Bomb Squad SWAT**										
REVENUE										
38000	Investment Income	52.00	.00	52.00	.00	.00	38.12	13.88	73	150.42
38900	Miscellaneous Other	5,000.00	.00	5,000.00	.00	.00	.00	5,000.00	0	2,285.00
	REVENUE TOTALS	$5,052.00	$0.00	$5,052.00	$0.00	$0.00	$38.12	$5,013.88	1%	$2,435.42
EXPENSE										
50150	Contractual/Consulting Services	2,552.00	.00	2,552.00	.00	.00	.00	2,552.00	0	.00
65000	Miscellaneous Supplies	2,500.00	.00	2,500.00	.00	.00	.00	2,500.00	0	3,584.95
	EXPENSE TOTALS	$5,052.00	$0.00	$5,052.00	$0.00	$0.00	$0.00	$5,052.00	0%	$3,584.95
	Fund **249 - Bomb Squad SWAT** Totals									
	REVENUE TOTALS	5,052.00	.00	5,052.00	.00	.00	38.12	5,013.88	1%	2,435.42
	EXPENSE TOTALS	5,052.00	.00	5,052.00	.00	.00	.00	5,052.00	0%	3,584.95
	Fund **249 - Bomb Squad SWAT** Totals	$0.00	$0.00	$0.00	$0.00	$0.00	$38.12	($38.12)		($1,149.53)
Fund **250 - Law Library**										
REVENUE										
34275	Conference Room Fees	10.00	.00	10.00	.00	.00	.00	10.00	0	.00
34280	Photocopy Fees	180.00	.00	180.00	.00	.00	423.00	(243.00)	235	20.70

Budget Performance Report

Fiscal Year to Date 05/31/26

Include Rollup Account and Rollup to Account

Account	Account Description	Adopted Budget	Budget Amendments	Amended Budget	Current Month Transactions	YTD Encumbrances	YTD Transactions	Budget - YTD Transactions	% Used/ Rec'd	Prior Year Total
Fund **250 - Law Library**										
REVENUE										
34290	Invoicing Fees	10.00	.00	10.00	.00	.00	.00	10.00	0	.00
34300	Document Delivery Fees	10.00	.00	10.00	.00	.00	.00	10.00	0	.00
34320	Boy Scout Law Merit Badge Fees	450.00	.00	450.00	.00	.00	.00	450.00	0	.00
34330	Law Library Fees	332,556.00	.00	332,556.00	29,736.00	.00	179,296.83	153,259.17	54	316,976.81
34340	Computer Printout Fees	645.00	.00	645.00	.00	.00	350.60	294.40	54	616.72
35080	Law Library Donations	500.00	.00	500.00	.00	.00	.00	500.00	0	19.13
35900	Miscellaneous Fees	10.00	.00	10.00	.00	.00	.00	10.00	0	159.00
37900	Miscellaneous Reimbursement	.00	.00	.00	.00	.00	64.47	(64.47)	+++	338.00
38000	Investment Income	5,650.00	.00	5,650.00	.00	.00	3,411.20	2,238.80	60	12,404.36
38900	Miscellaneous Other	30,000.00	.00	30,000.00	.00	.00	.00	30,000.00	0	1,500.00
39900	Fund Balance Utilization	1,806.00	.00	1,806.00	.00	.00	.00	1,806.00	0	.00
	REVENUE TOTALS	$371,827.00	$0.00	$371,827.00	$29,736.00	$0.00	$183,546.10	$188,280.90	49%	$332,034.72
EXPENSE										
40000	Salaries and Wages	104,019.00	.00	104,019.00	7,970.76	.00	49,817.25	54,201.75	48	102,634.08
45000	Healthcare Contribution	12,367.00	.00	12,367.00	1,030.54	.00	6,183.24	6,183.76	50	12,328.69
45010	Dental Contribution	276.00	.00	276.00	22.96	.00	137.76	138.24	50	275.52
45100	FICA/SS Contribution	7,959.00	.00	7,959.00	574.14	.00	3,607.00	4,352.00	45	7,470.49
45200	IMRF Contribution	6,803.00	.00	6,803.00	490.84	.00	3,063.27	3,739.73	45	5,315.81
50590	Professional Services	12,000.00	.00	12,000.00	.00	.00	2,639.13	9,360.87	22	9,361.70
52140	Repairs and Maint- Copiers	3,000.00	.00	3,000.00	392.59	.00	648.20	2,351.80	22	3,106.03
53000	Liability Insurance	3,737.00	.00	3,737.00	.00	.00	.00	3,737.00	0	3,560.00
53010	Workers Compensation	1,801.00	.00	1,801.00	.00	.00	.00	1,801.00	0	1,661.00
53020	Unemployment Claims	61.00	.00	61.00	.00	.00	.00	61.00	0	48.00
53100	Conferences and Meetings	5,000.00	.00	5,000.00	.00	.00	445.24	4,554.76	9	205.00
53110	Employee Training	.00	.00	.00	.00	.00	25.02	(25.02)	+++	.00
53120	Employee Mileage Expense	1,200.00	.00	1,200.00	100.58	.00	157.72	1,042.28	13	982.59
53130	General Association Dues	1,165.00	.00	1,165.00	.00	.00	425.00	740.00	36	575.00
55000	Miscellaneous Contractual Exp	12,048.00	.00	12,048.00	(1,434.00)	.00	5,040.00	7,008.00	42	9,489.00
60000	Office Supplies	800.00	.00	800.00	41.67	.00	439.83	360.17	55	1,258.53
60010	Operating Supplies	16,400.00	.00	16,400.00	.00	.00	.00	16,400.00	0	1,331.35
60020	Computer Related Supplies	7,430.00	.00	7,430.00	950.58	.00	6,630.68	799.32	89	8,720.54
60040	Postage	300.00	.00	300.00	15.76	.00	86.53	213.47	29	818.37
60050	Books and Subscriptions	168,077.00	.00	168,077.00	26,154.79	.00	61,934.92	106,142.08	37	99,923.75
60230	Food	956.00	.00	956.00	151.93	.00	458.46	497.54	48	401.14
64000	Telephone	699.00	.00	699.00	.00	.00	.00	699.00	0	624.52
64010	Cellular Phone	600.00	.00	600.00	.00	.00	.00	600.00	0	530.75
70050	Printers	2,000.00	.00	2,000.00	.00	.00	.00	2,000.00	0	.00
99001	Transfer to General Fund 001	3,129.00	.00	3,129.00	.00	.00	3,129.00	.00	100	2,903.00
	EXPENSE TOTALS	$371,827.00	$0.00	$371,827.00	$36,463.14	$0.00	$144,868.25	$226,958.75	39%	$273,524.86

Budget Performance Report

Fiscal Year to Date 05/31/26

Include Rollup Account and Rollup to Account

Account	Account Description	Adopted Budget	Budget Amendments	Amended Budget	Current Month Transactions	YTD Encumbrances	YTD Transactions	Budget - YTD Transactions	% Used/ Rec'd	Prior Year Total
	Fund **250 - Law Library** Totals									
	REVENUE TOTALS	371,827.00	.00	371,827.00	29,736.00	.00	183,546.10	188,280.90	49%	332,034.72
	EXPENSE TOTALS	371,827.00	.00	371,827.00	36,463.14	.00	144,868.25	226,958.75	39%	273,524.86
	Fund **250 - Law Library** Totals	$0.00	$0.00	$0.00	($6,727.14)	$0.00	$38,677.85	($38,677.85)		$58,509.86
Fund **251 - Canteen Commission**										
REVENUE										
34450	Bond Fees	.00	.00	.00	.00	.00	.00	.00	+++	1,700.00
37900	Miscellaneous Reimbursement	650,293.00	.00	650,293.00	.00	.00	.00	650,293.00	0	371,974.54
38000	Investment Income	707.00	.00	707.00	.00	.00	399.51	307.49	57	1,576.43
38030	Investment Income- Other Depts	.00	.00	.00	.00	.00	.00	.00	+++	40.39
38520	General Donations	.00	.00	.00	.00	.00	.00	.00	+++	50,161.36
	REVENUE TOTALS	$651,000.00	$0.00	$651,000.00	$0.00	$0.00	$399.51	$650,600.49	0%	$425,452.72
EXPENSE										
50150	Contractual/Consulting Services	325,000.00	.00	325,000.00	.00	.00	.00	325,000.00	0	187,832.56
56010	Bond	.00	.00	.00	.00	.00	.00	.00	+++	1,700.00
60000	Office Supplies	.00	.00	.00	.00	.00	.00	.00	+++	35,184.39
60050	Books and Subscriptions	.00	.00	.00	.00	.00	.00	.00	+++	159.60
60230	Food	.00	.00	.00	.00	.00	.00	.00	+++	52,274.94
60240	Clothing Supplies	.00	.00	.00	.00	.00	.00	.00	+++	26,618.70
63050	Cable TV	.00	.00	.00	.00	.00	.00	.00	+++	5,884.14
65000	Miscellaneous Supplies	326,000.00	.00	326,000.00	.00	.00	.00	326,000.00	0	77,937.87
	EXPENSE TOTALS	$651,000.00	$0.00	$651,000.00	$0.00	$0.00	$0.00	$651,000.00	0%	$387,592.20
	Fund **251 - Canteen Commission** Totals									
	REVENUE TOTALS	651,000.00	.00	651,000.00	.00	.00	399.51	650,600.49	0%	425,452.72
	EXPENSE TOTALS	651,000.00	.00	651,000.00	.00	.00	.00	651,000.00	0%	387,592.20
	Fund **251 - Canteen Commission** Totals	$0.00	$0.00	$0.00	$0.00	$0.00	$399.51	($399.51)		$37,860.52
Fund **252 - Sheriff DEF Federal - DOJ**										
REVENUE										
32225	Equitable Sharing Program-DOJ Federal Grant	.00	.00	.00	.00	.00	5,461.37	(5,461.37)	+++	8,275.31
38000	Investment Income	707.00	.00	707.00	.00	.00	144.63	562.37	20	318.46
38900	Miscellaneous Other	10,293.00	.00	10,293.00	.00	.00	.00	10,293.00	0	.00
	REVENUE TOTALS	$11,000.00	$0.00	$11,000.00	$0.00	$0.00	$5,606.00	$5,394.00	51%	$8,593.77
EXPENSE										
50150	Contractual/Consulting Services	10,000.00	.00	10,000.00	.00	.00	2,558.35	7,441.65	26	1,458.60
60580	Special Purpose Equip - Non-Capital	.00	.00	.00	.00	.00	.00	.00	+++	2,685.13
89000	Addition to Fund Balance	1,000.00	.00	1,000.00	.00	.00	.00	1,000.00	0	.00
	EXPENSE TOTALS	$11,000.00	$0.00	$11,000.00	$0.00	$0.00	$2,558.35	$8,441.65	23%	$4,143.73
	Fund **252 - Sheriff DEF Federal - DOJ** Totals									

Budget Performance Report

Fiscal Year to Date 05/31/26

Include Rollup Account and Rollup to Account

Account	Account Description	Adopted Budget	Budget Amendments	Amended Budget	Current Month Transactions	YTD Encumbrances	YTD Transactions	Budget - YTD Transactions	% Used/ Rec'd	Prior Year Total
	REVENUE TOTALS	11,000.00	.00	11,000.00	.00	.00	5,606.00	5,394.00	51%	8,593.77
	EXPENSE TOTALS	11,000.00	.00	11,000.00	.00	.00	2,558.35	8,441.65	23%	4,143.73
	Fund **252 - Sheriff DEF Federal - DOJ** Totals	$0.00	$0.00	$0.00	$0.00	$0.00	$3,047.65	($3,047.65)		$4,450.04
Fund **253 - County Sheriff DEF Local**										
REVENUE										
36020	Drug Fines	.00	.00	.00	.00	.00	.00	.00	+++	15,953.65
38900	Miscellaneous Other	20,000.00	.00	20,000.00	.00	.00	.00	20,000.00	0	.00
	REVENUE TOTALS	$20,000.00	$0.00	$20,000.00	$0.00	$0.00	$0.00	$20,000.00	0%	$15,953.65
EXPENSE										
50150	Contractual/Consulting Services	20,000.00	.00	20,000.00	.00	.00	.00	20,000.00	0	2,000.00
60580	Special Purpose Equip - Non-Capital	.00	.00	.00	.00	.00	.00	.00	+++	1,375.00
65000	Miscellaneous Supplies	.00	.00	.00	.00	.00	.00	.00	+++	13,910.35
	EXPENSE TOTALS	$20,000.00	$0.00	$20,000.00	$0.00	$0.00	$0.00	$20,000.00	0%	$17,285.35
	Fund **253 - County Sheriff DEF Local** Totals									
	REVENUE TOTALS	20,000.00	.00	20,000.00	.00	.00	.00	20,000.00	0%	15,953.65
	EXPENSE TOTALS	20,000.00	.00	20,000.00	.00	.00	.00	20,000.00	0%	17,285.35
	Fund **253 - County Sheriff DEF Local** Totals	$0.00	$0.00	$0.00	$0.00	$0.00	$0.00	$0.00		($1,331.70)
Fund **254 - FATS**										
REVENUE										
35900	Miscellaneous Fees	6,000.00	.00	6,000.00	.00	.00	.00	6,000.00	0	2,665.00
	REVENUE TOTALS	$6,000.00	$0.00	$6,000.00	$0.00	$0.00	$0.00	$6,000.00	0%	$2,665.00
EXPENSE										
50150	Contractual/Consulting Services	6,000.00	.00	6,000.00	.00	.00	.00	6,000.00	0	.00
65000	Miscellaneous Supplies	.00	.00	.00	.00	.00	.00	.00	+++	1,980.46
	EXPENSE TOTALS	$6,000.00	$0.00	$6,000.00	$0.00	$0.00	$0.00	$6,000.00	0%	$1,980.46
	Fund **254 - FATS** Totals									
	REVENUE TOTALS	6,000.00	.00	6,000.00	.00	.00	.00	6,000.00	0%	2,665.00
	EXPENSE TOTALS	6,000.00	.00	6,000.00	.00	.00	.00	6,000.00	0%	1,980.46
	Fund **254 - FATS** Totals	$0.00	$0.00	$0.00	$0.00	$0.00	$0.00	$0.00		$684.54
Fund **255 - K-9 Unit**										
REVENUE										
35480	K-9 Training	.00	.00	.00	.00	.00	.00	.00	+++	183,025.00
38000	Investment Income	.00	.00	.00	.00	.00	146.38	(146.38)	+++	577.61
38520	General Donations	30,000.00	.00	30,000.00	.00	.00	.00	30,000.00	0	67,431.61
	REVENUE TOTALS	$30,000.00	$0.00	$30,000.00	$0.00	$0.00	$146.38	$29,853.62	0%	$251,034.22
EXPENSE										
50150	Contractual/Consulting Services	15,000.00	.00	15,000.00	.00	.00	.00	15,000.00	0	197,117.64
65000	Miscellaneous Supplies	15,000.00	.00	15,000.00	.00	.00	.00	15,000.00	0	59,347.00
	EXPENSE TOTALS	$30,000.00	$0.00	$30,000.00	$0.00	$0.00	$0.00	$30,000.00	0%	$256,464.64

Budget Performance Report

Fiscal Year to Date 05/31/26

Include Rollup Account and Rollup to Account

Account	Account Description	Adopted Budget	Budget Amendments	Amended Budget	Current Month Transactions	YTD Encumbrances	YTD Transactions	Budget - YTD Transactions	% Used/ Rec'd	Prior Year Total
	Fund **255 - K-9 Unit** Totals									
	REVENUE TOTALS	30,000.00	.00	30,000.00	.00	.00	146.38	29,853.62	0%	251,034.22
	EXPENSE TOTALS	30,000.00	.00	30,000.00	.00	.00	.00	30,000.00	0%	256,464.64
	Fund **255 - K-9 Unit** Totals	$0.00	$0.00	$0.00	$0.00	$0.00	$146.38	($146.38)		($5,430.42)
Fund **256 - Vehicle Maintenance/Purchase**										
REVENUE										
38000	Investment Income	.00	.00	.00	.00	.00	52.22	(52.22)	+++	204.78
38900	Miscellaneous Other	1,200.00	.00	1,200.00	.00	.00	.00	1,200.00	0	511.76
	REVENUE TOTALS	$1,200.00	$0.00	$1,200.00	$0.00	$0.00	$52.22	$1,147.78	4%	$716.54
EXPENSE										
50150	Contractual/Consulting Services	.00	.00	.00	.00	.00	.00	.00	+++	3,511.10
65000	Miscellaneous Supplies	1,200.00	.00	1,200.00	.00	.00	.00	1,200.00	0	526.55
	EXPENSE TOTALS	$1,200.00	$0.00	$1,200.00	$0.00	$0.00	$0.00	$1,200.00	0%	$4,037.65
	Fund **256 - Vehicle Maintenance/Purchase** Totals									
	REVENUE TOTALS	1,200.00	.00	1,200.00	.00	.00	52.22	1,147.78	4%	716.54
	EXPENSE TOTALS	1,200.00	.00	1,200.00	.00	.00	.00	1,200.00	0%	4,037.65
	Fund **256 - Vehicle Maintenance/Purchase** Totals	$0.00	$0.00	$0.00	$0.00	$0.00	$52.22	($52.22)		($3,321.11)
Fund **257 - Sheriff DUI Fund**										
REVENUE										
36050	DUI Fines	32,000.00	.00	32,000.00	.00	.00	.00	32,000.00	0	.00
37900	Miscellaneous Reimbursement	.00	.00	.00	.00	.00	.00	.00	+++	21,387.29
38000	Investment Income	.00	.00	.00	.00	.00	128.08	(128.08)	+++	505.43
	REVENUE TOTALS	$32,000.00	$0.00	$32,000.00	$0.00	$0.00	$128.08	$31,871.92	0%	$21,892.72
EXPENSE										
50150	Contractual/Consulting Services	10,000.00	.00	10,000.00	.00	.00	.00	10,000.00	0	.00
53115	Law Enforcement Training	12,000.00	.00	12,000.00	.00	.00	.00	12,000.00	0	.00
65000	Miscellaneous Supplies	10,000.00	.00	10,000.00	.00	.00	.00	10,000.00	0	16,905.28
	EXPENSE TOTALS	$32,000.00	$0.00	$32,000.00	$0.00	$0.00	$0.00	$32,000.00	0%	$16,905.28
	Fund **257 - Sheriff DUI Fund** Totals									
	REVENUE TOTALS	32,000.00	.00	32,000.00	.00	.00	128.08	31,871.92	0%	21,892.72
	EXPENSE TOTALS	32,000.00	.00	32,000.00	.00	.00	.00	32,000.00	0%	16,905.28
	Fund **257 - Sheriff DUI Fund** Totals	$0.00	$0.00	$0.00	$0.00	$0.00	$128.08	($128.08)		$4,987.44
Fund **258 - Sheriffs Office Money Laundering**										
REVENUE										
36020	Drug Fines	5,293.00	.00	5,293.00	.00	.00	.00	5,293.00	0	.00
38000	Investment Income	707.00	.00	707.00	.00	.00	147.07	559.93	21	574.64
	REVENUE TOTALS	$6,000.00	$0.00	$6,000.00	$0.00	$0.00	$147.07	$5,852.93	2%	$574.64

Budget Performance Report

Fiscal Year to Date 05/31/26

Include Rollup Account and Rollup to Account

Account	Account Description	Adopted Budget	Budget Amendments	Amended Budget	Current Month Transactions	YTD Encumbrances	YTD Transactions	Budget - YTD Transactions	% Used/ Rec'd	Prior Year Total
Fund **258 - Sheriffs Office Money Laundering**										
EXPENSE										
50150	Contractual/Consulting Services	5,000.00	.00	5,000.00	.00	.00	.00	5,000.00	0	10,624.00
60220	Weapons and Ammunition	.00	.00	.00	.00	.00	.00	.00	+++	5,142.87
89000	Addition to Fund Balance	1,000.00	.00	1,000.00	.00	.00	.00	1,000.00	0	.00
	EXPENSE TOTALS	$6,000.00	$0.00	$6,000.00	$0.00	$0.00	$0.00	$6,000.00	0%	$15,766.87
	Fund **258 - Sheriffs Office Money Laundering** Totals									
	REVENUE TOTALS	6,000.00	.00	6,000.00	.00	.00	147.07	5,852.93	2%	574.64
	EXPENSE TOTALS	6,000.00	.00	6,000.00	.00	.00	.00	6,000.00	0%	15,766.87
	Fund **258 - Sheriffs Office Money Laundering** Totals	$0.00	$0.00	$0.00	$0.00	$0.00	$147.07	($147.07)		($15,192.23)
Fund **259 - Transportation Safety Highway HB**										
REVENUE										
36065	Speed Zone Fines	20,000.00	.00	20,000.00	162.00	.00	750.00	19,250.00	4	250.00
38000	Investment Income	.00	.00	.00	.00	.00	82.12	(82.12)	+++	300.04
	REVENUE TOTALS	$20,000.00	$0.00	$20,000.00	$162.00	$0.00	$832.12	$19,167.88	4%	$550.04
EXPENSE										
89000	Addition to Fund Balance	20,000.00	.00	20,000.00	.00	.00	.00	20,000.00	0	.00
	EXPENSE TOTALS	$20,000.00	$0.00	$20,000.00	$0.00	$0.00	$0.00	$20,000.00	0%	$0.00
	Fund **259 - Transportation Safety Highway HB** Totals									
	REVENUE TOTALS	20,000.00	.00	20,000.00	162.00	.00	832.12	19,167.88	4%	550.04
	EXPENSE TOTALS	20,000.00	.00	20,000.00	.00	.00	.00	20,000.00	0%	.00
	Fund **259 - Transportation Safety Highway HB** Totals	$0.00	$0.00	$0.00	$162.00	$0.00	$832.12	($832.12)		$550.04
Fund **262 - AJF Medical Cost**										
REVENUE										
34460	Arrestee Medical Cost Fees	45,587.00	.00	45,587.00	1,919.89	.00	11,145.48	34,441.52	24	21,878.56
38000	Investment Income	1,413.00	.00	1,413.00	.00	.00	981.45	431.55	69	3,232.19
	REVENUE TOTALS	$47,000.00	$0.00	$47,000.00	$1,919.89	$0.00	$12,126.93	$34,873.07	26%	$25,110.75
EXPENSE										
50210	Medical/Dental/Hospital Services	25,040.00	.00	25,040.00	.00	.00	.00	25,040.00	0	25,040.00
89000	Addition to Fund Balance	21,960.00	.00	21,960.00	.00	.00	.00	21,960.00	0	.00
	EXPENSE TOTALS	$47,000.00	$0.00	$47,000.00	$0.00	$0.00	$0.00	$47,000.00	0%	$25,040.00
	Fund **262 - AJF Medical Cost** Totals									
	REVENUE TOTALS	47,000.00	.00	47,000.00	1,919.89	.00	12,126.93	34,873.07	26%	25,110.75
	EXPENSE TOTALS	47,000.00	.00	47,000.00	.00	.00	.00	47,000.00	0%	25,040.00
	Fund **262 - AJF Medical Cost** Totals	$0.00	$0.00	$0.00	$1,919.89	$0.00	$12,126.93	($12,126.93)		$70.75
Fund **263 - Sheriff Civil Operations**										
REVENUE										
34360	Net Civil Processing Fees	.00	.00	.00	.00	.00	.00	.00	+++	266,519.01

Budget Performance Report

Fiscal Year to Date 05/31/26

Include Rollup Account and Rollup to Account

Account	Account Description	Adopted Budget	Budget Amendments	Amended Budget	Current Month Transactions	YTD Encumbrances	YTD Transactions	Budget - YTD Transactions	% Used/ Rec'd	Prior Year Total
Fund **263 - Sheriff Civil Operations**										
REVENUE										
35210	Electronic Citation Fee	.00	.00	.00	.00	.00	.00	.00	+++	60,489.49
36020	Drug Fines	.00	.00	.00	.00	.00	.00	.00	+++	40,113.90
38000	Investment Income	.00	.00	.00	.00	.00	65.55	(65.55)	+++	258.75
38520	General Donations	.00	.00	.00	.00	.00	.00	.00	+++	7,543.42
38900	Miscellaneous Other	20,000.00	.00	20,000.00	.00	.00	.00	20,000.00	0	7,661.96
	REVENUE TOTALS	$20,000.00	$0.00	$20,000.00	$0.00	$0.00	$65.55	$19,934.45	0%	$382,586.53
EXPENSE										
53100	Conferences and Meetings	.00	.00	.00	.00	.00	.00	.00	+++	(6,498.13)
53115	Law Enforcement Training	.00	.00	.00	.00	.00	.00	.00	+++	6,042.18
55000	Miscellaneous Contractual Exp	20,000.00	.00	20,000.00	.00	.00	.00	20,000.00	0	238,806.88
60010	Operating Supplies	.00	.00	.00	.00	.00	.00	.00	+++	55,789.02
60210	Uniform Supplies	.00	.00	.00	.00	.00	.00	.00	+++	955.00
65000	Miscellaneous Supplies	.00	.00	.00	.00	.00	.00	.00	+++	7,326.69
	EXPENSE TOTALS	$20,000.00	$0.00	$20,000.00	$0.00	$0.00	$0.00	$20,000.00	0%	$302,421.64
	Fund **263 - Sheriff Civil Operations** Totals									
	REVENUE TOTALS	20,000.00	.00	20,000.00	.00	.00	65.55	19,934.45	0%	382,586.53
	EXPENSE TOTALS	20,000.00	.00	20,000.00	.00	.00	.00	20,000.00	0%	302,421.64
	Fund **263 - Sheriff Civil Operations** Totals	$0.00	$0.00	$0.00	$0.00	$0.00	$65.55	($65.55)		$80,164.89
Fund **264 - Cannabis Regulation - Local**										
REVENUE										
30185	Cannabis Regulation Tax	90,000.00	.00	90,000.00	9,753.97	.00	41,961.98	48,038.02	47	91,058.55
38000	Investment Income	1,413.00	.00	1,413.00	.00	.00	252.63	1,160.37	18	1,087.90
39900	Fund Balance Utilization	(1,910.00)	.00	(1,910.00)	.00	.00	.00	(1,910.00)	0	.00
	REVENUE TOTALS	$89,503.00	$0.00	$89,503.00	$9,753.97	$0.00	$42,214.61	$47,288.39	47%	$92,146.45
EXPENSE										
50150	Contractual/Consulting Services	44,413.00	.00	44,413.00	.00	.00	.00	44,413.00	0	.00
60010	Operating Supplies	45,090.00	.00	45,090.00	2,384.63	.00	26,542.00	18,548.00	59	110,560.48
	EXPENSE TOTALS	$89,503.00	$0.00	$89,503.00	$2,384.63	$0.00	$26,542.00	$62,961.00	30%	$110,560.48
	Fund **264 - Cannabis Regulation - Local** Totals									
	REVENUE TOTALS	89,503.00	.00	89,503.00	9,753.97	.00	42,214.61	47,288.39	47%	92,146.45
	EXPENSE TOTALS	89,503.00	.00	89,503.00	2,384.63	.00	26,542.00	62,961.00	30%	110,560.48
	Fund **264 - Cannabis Regulation - Local** Totals	$0.00	$0.00	$0.00	$7,369.34	$0.00	$15,672.61	($15,672.61)		($18,414.03)
Fund **265 - Sheriff DEF Federal - Treasury**										
REVENUE										
32226	Equitable Sharing Program-DEF Federal Treasury Grant	50,000.00	.00	50,000.00	67,771.31	.00	114,648.41	(64,648.41)	229	118,874.79
38000	Investment Income	1,413.00	.00	1,413.00	.00	.00	1,228.80	184.20	87	4,599.90

Budget Performance Report

Fiscal Year to Date 05/31/26

Include Rollup Account and Rollup to Account

Account	Account Description	Adopted Budget	Budget Amendments	Amended Budget	Current Month Transactions	YTD Encumbrances	YTD Transactions	Budget - YTD Transactions	% Used/ Rec'd	Prior Year Total
Fund **265 - Sheriff DEF Federal - Treasury**										
	REVENUE TOTALS	$51,413.00	$0.00	$51,413.00	$67,771.31	$0.00	$115,877.21	($64,464.21)	225%	$123,474.69
EXPENSE										
60000	Office Supplies	.00	.00	.00	.00	.00	.00	.00	+++	104.45
60010	Operating Supplies	49,413.00	.00	49,413.00	59,419.65	.00	108,809.58	(59,396.58)	220	69,432.17
89000	Addition to Fund Balance	2,000.00	.00	2,000.00	.00	.00	.00	2,000.00	0	.00
	EXPENSE TOTALS	$51,413.00	$0.00	$51,413.00	$59,419.65	$0.00	$108,809.58	($57,396.58)	212%	$69,536.62
	Fund **265 - Sheriff DEF Federal - Treasury** Totals									
	REVENUE TOTALS	51,413.00	.00	51,413.00	67,771.31	.00	115,877.21	(64,464.21)	225%	123,474.69
	EXPENSE TOTALS	51,413.00	.00	51,413.00	59,419.65	.00	108,809.58	(57,396.58)	212%	69,536.62
	Fund **265 - Sheriff DEF Federal - Treasury** Totals	$0.00	$0.00	$0.00	$8,351.66	$0.00	$7,067.63	($7,067.63)		$53,938.07
Fund **268 - Sale & Error**										
REVENUE										
34115	Sale in Error Fee	80,000.00	.00	80,000.00	.00	.00	.00	80,000.00	0	78,961.09
38000	Investment Income	23,000.00	.00	23,000.00	.00	.00	7,504.09	15,495.91	33	32,391.73
	REVENUE TOTALS	$103,000.00	$0.00	$103,000.00	$0.00	$0.00	$7,504.09	$95,495.91	7%	$111,352.82
EXPENSE										
89000	Addition to Fund Balance	13,160.00	.00	13,160.00	.00	.00	.00	13,160.00	0	.00
99001	Transfer to General Fund 001	89,840.00	.00	89,840.00	.00	.00	89,840.00	.00	100	89,840.00
	EXPENSE TOTALS	$103,000.00	$0.00	$103,000.00	$0.00	$0.00	$89,840.00	$13,160.00	87%	$89,840.00
	Fund **268 - Sale & Error** Totals									
	REVENUE TOTALS	103,000.00	.00	103,000.00	.00	.00	7,504.09	95,495.91	7%	111,352.82
	EXPENSE TOTALS	103,000.00	.00	103,000.00	.00	.00	89,840.00	13,160.00	87%	89,840.00
	Fund **268 - Sale & Error** Totals	$0.00	$0.00	$0.00	$0.00	$0.00	($82,335.91)	$82,335.91		$21,512.82
Fund **269 - Kane Comm**										
REVENUE										
34420	Radio Communication Fees	682,756.00	.00	682,756.00	.00	.00	.00	682,756.00	0	676,994.00
35220	Emergency Communications Audio Recording Fees	700.00	.00	700.00	.00	.00	.00	700.00	0	.00
37070	Cell 911 Surcharge Reimbursement	900,000.00	.00	900,000.00	.00	.00	283,721.53	616,278.47	32	984,560.18
37075	ETSB Reimbursement	400,000.00	.00	400,000.00	.00	.00	.00	400,000.00	0	402,934.99
37470	VoIP Surcharge Reimbursement	.00	.00	.00	.00	.00	.00	.00	+++	73,162.24
38000	Investment Income	36,014.00	.00	36,014.00	.00	.00	22,379.75	13,634.25	62	70,171.96
39001	Transfer from General Fund 001	1,066,471.00	.00	1,066,471.00	.00	.00	1,066,471.00	.00	100	1,015,687.00
39900	Fund Balance Utilization	144,781.00	23,708.00	168,489.00	.00	.00	.00	168,489.00	0	.00
	REVENUE TOTALS	$3,230,722.00	$23,708.00	$3,254,430.00	$0.00	$0.00	$1,372,572.28	$1,881,857.72	42%	$3,223,510.37
EXPENSE										
40000	Salaries and Wages	1,915,865.00	20,762.00	1,936,627.00	143,986.21	.00	928,360.93	1,008,266.07	48	1,791,115.48
40200	Overtime Salaries	100,000.00	.00	100,000.00	28,296.68	.00	161,479.76	(61,479.76)	161	338,366.38
45000	Healthcare Contribution	304,897.00	.00	304,897.00	20,991.62	.00	120,904.10	183,992.90	40	240,841.06

Budget Performance Report

Fiscal Year to Date 05/31/26

Include Rollup Account and Rollup to Account

Account	Account Description	Adopted Budget	Budget Amendments	Amended Budget	Current Month Transactions	YTD Encumbrances	YTD Transactions	Budget - YTD Transactions	% Used/ Rec'd	Prior Year Total
Fund **269 - Kane Comm**										
EXPENSE										
45010	Dental Contribution	11,752.00	.00	11,752.00	550.77	.00	3,271.04	8,480.96	28	6,939.85
45100	FICA/SS Contribution	154,240.00	1,588.00	155,828.00	11,614.11	.00	70,352.28	85,475.72	45	142,053.74
45200	IMRF Contribution	130,504.00	1,358.00	131,862.00	9,885.90	.00	59,431.88	72,430.12	45	97,835.76
50150	Contractual/Consulting Services	57,129.00	.00	57,129.00	10,323.44	.00	32,570.21	24,558.79	57	59,652.84
52130	Repairs and Maint- Computers	4,000.00	.00	4,000.00	.00	863.08	.00	3,136.92	22	3,752.18
52140	Repairs and Maint- Copiers	400.00	.00	400.00	.00	.00	.00	400.00	0	6,233.81
52150	Repairs and Maint- Comm Equip	232,169.00	.00	232,169.00	9,245.80	633,364.28	105,737.97	(506,933.25)	318	397,007.41
52160	Repairs and Maint- Equipment	5,000.00	.00	5,000.00	129.57	.00	129.57	4,870.43	3	3,520.00
52190	Equipment Rental	30,100.00	.00	30,100.00	.00	.00	29,172.96	927.04	97	29,540.95
53000	Liability Insurance	71,462.00	.00	71,462.00	.00	.00	.00	71,462.00	0	71,642.00
53010	Workers Compensation	34,885.00	.00	34,885.00	.00	.00	.00	34,885.00	0	35,156.00
53020	Unemployment Claims	1,150.00	.00	1,150.00	.00	.00	.00	1,150.00	0	966.00
53040	General Advertising	500.00	.00	500.00	.00	.00	52.90	447.10	11	547.00
53100	Conferences and Meetings	6,000.00	.00	6,000.00	.00	.00	142.97	5,857.03	2	6,033.55
53110	Employee Training	4,000.00	.00	4,000.00	543.73	.00	1,283.64	2,716.36	32	2,627.83
53120	Employee Mileage Expense	3,000.00	.00	3,000.00	.00	.00	229.47	2,770.53	8	1,296.55
53130	General Association Dues	1,000.00	.00	1,000.00	.00	.00	260.00	740.00	26	452.00
53160	Pre-Employment Physicals	1,388.00	.00	1,388.00	355.00	.00	857.00	531.00	62	1,676.00
60000	Office Supplies	2,250.00	.00	2,250.00	45.55	.00	800.31	1,449.69	36	1,922.43
60010	Operating Supplies	2,000.00	.00	2,000.00	176.51	.00	460.83	1,539.17	23	4,101.72
60020	Computer Related Supplies	2,000.00	.00	2,000.00	993.43	.00	1,164.58	835.42	58	1,768.28
60080	Employee Recognition Supplies	1,000.00	.00	1,000.00	579.22	.00	858.52	141.48	86	1,750.38
64000	Telephone	85,196.00	.00	85,196.00	.00	.00	.00	85,196.00	0	81,354.68
99001	Transfer to General Fund 001	68,835.00	.00	68,835.00	.00	.00	68,835.00	.00	100	63,866.00
	EXPENSE TOTALS	$3,230,722.00	$23,708.00	$3,254,430.00	$237,717.54	$634,227.36	$1,586,355.92	$1,033,846.72	68%	$3,392,019.88
	Fund **269 - Kane Comm** Totals									
	REVENUE TOTALS	3,230,722.00	23,708.00	3,254,430.00	.00	.00	1,372,572.28	1,881,857.72	42%	3,223,510.37
	EXPENSE TOTALS	3,230,722.00	23,708.00	3,254,430.00	237,717.54	634,227.36	1,586,355.92	1,033,846.72	68%	3,392,019.88
	Fund **269 - Kane Comm** Totals	$0.00	$0.00	$0.00	($237,717.54)	($634,227.36)	($213,783.64)	$848,011.00		($168,509.51)
Fund **270 - Probation Services**										
REVENUE										
34540	DNA Indexing Fees	200.00	.00	200.00	250.00	.00	607.41	(407.41)	304	16.19
34550	GPS Monitoring Fees	100.00	.00	100.00	.00	.00	.00	100.00	0	.00
35060	Risk Assessment Fees	100.00	.00	100.00	.00	.00	8.58	91.42	9	108.17
35200	Protective Order Violation Fees	2,000.00	.00	2,000.00	400.68	.00	1,513.18	486.82	76	3,144.01
35290	Probation Fee Court Cost	180,000.00	.00	180,000.00	18,690.16	.00	98,408.17	81,591.83	55	198,161.07
35900	Miscellaneous Fees	400,000.00	.00	400,000.00	38,137.81	.00	229,518.12	170,481.88	57	423,365.32
37120	Polygraph Testing Reimbursement	1,000.00	.00	1,000.00	350.00	.00	880.00	120.00	88	420.00

Budget Performance Report

Fiscal Year to Date 05/31/26

Include Rollup Account and Rollup to Account

Account	Account Description	Adopted Budget	Budget Amendments	Amended Budget	Current Month Transactions	YTD Encumbrances	YTD Transactions	Budget - YTD Transactions	% Used/ Rec'd	Prior Year Total
Fund **270 - Probation Services**										
REVENUE										
37900	Miscellaneous Reimbursement	5,000.00	.00	5,000.00	.00	.00	20,799.00	(15,799.00)	416	23,767.88
38000	Investment Income	26,128.00	.00	26,128.00	.00	.00	31,198.56	(5,070.56)	119	130,924.75
38030	Investment Income- Other Depts	.00	.00	.00	.00	.00	.00	.00	+++	12.69
39900	Fund Balance Utilization	178,272.00	.00	178,272.00	.00	.00	.00	178,272.00	0	.00
	REVENUE TOTALS	$792,800.00	$0.00	$792,800.00	$57,828.65	$0.00	$382,933.02	$409,866.98	48%	$779,920.08
EXPENSE										
50150	Contractual/Consulting Services	160,000.00	.00	160,000.00	300.00	.00	56,561.36	103,438.64	35	242,184.67
50200	Psychological/Psychiatric Srvs	350,000.00	.00	350,000.00	32,023.80	.00	166,018.17	183,981.83	47	266,004.74
50340	Software Licensing Cost	239,400.00	.00	239,400.00	.00	.00	293,632.71	(54,232.71)	123	419,877.30
50410	Polygraph Testing	2,000.00	.00	2,000.00	.00	.00	350.00	1,650.00	18	350.00
50530	Testing Services	.00	.00	.00	.00	.00	1,094.00	(1,094.00)	+++	.00
53100	Conferences and Meetings	5,000.00	.00	5,000.00	.00	.00	.00	5,000.00	0	1,790.00
53110	Employee Training	4,000.00	.00	4,000.00	.00	.00	.00	4,000.00	0	445.05
53130	General Association Dues	1,000.00	.00	1,000.00	.00	.00	.00	1,000.00	0	.00
55000	Miscellaneous Contractual Exp	2,000.00	.00	2,000.00	.00	.00	.00	2,000.00	0	.00
60020	Computer Related Supplies	1,000.00	.00	1,000.00	.00	.00	.00	1,000.00	0	.00
60520	Incentives	15,000.00	.00	15,000.00	1,550.00	.00	1,550.00	13,450.00	10	14,700.00
60540	Testing Materials	5,000.00	.00	5,000.00	474.00	.00	1,659.00	3,341.00	33	7,297.00
89000	Addition to Fund Balance	8,400.00	.00	8,400.00	.00	.00	.00	8,400.00	0	.00
	EXPENSE TOTALS	$792,800.00	$0.00	$792,800.00	$34,347.80	$0.00	$520,865.24	$271,934.76	66%	$952,648.76
	Fund **270 - Probation Services** Totals									
	REVENUE TOTALS	792,800.00	.00	792,800.00	57,828.65	.00	382,933.02	409,866.98	48%	779,920.08
	EXPENSE TOTALS	792,800.00	.00	792,800.00	34,347.80	.00	520,865.24	271,934.76	66%	952,648.76
	Fund **270 - Probation Services** Totals	$0.00	$0.00	$0.00	$23,480.85	$0.00	($137,932.22)	$137,932.22		($172,728.68)
Fund **271 - Substance Abuse Screening**										
REVENUE										
34530	Substance Abuse Screening Fees	10,000.00	.00	10,000.00	658.90	.00	4,153.15	5,846.85	42	9,966.88
38000	Investment Income	14,829.00	.00	14,829.00	.00	.00	8,149.54	6,679.46	55	32,586.17
39900	Fund Balance Utilization	45,171.00	.00	45,171.00	.00	.00	.00	45,171.00	0	.00
	REVENUE TOTALS	$70,000.00	$0.00	$70,000.00	$658.90	$0.00	$12,302.69	$57,697.31	18%	$42,553.05
EXPENSE										
50500	Lab Services	70,000.00	.00	70,000.00	7,020.31	.00	33,718.33	36,281.67	48	.00
60250	Medical Supplies and Drugs	.00	.00	.00	.00	.00	120.00	(120.00)	+++	.00
	EXPENSE TOTALS	$70,000.00	$0.00	$70,000.00	$7,020.31	$0.00	$33,838.33	$36,161.67	48%	$0.00
	Fund **271 - Substance Abuse Screening** Totals									
	REVENUE TOTALS	70,000.00	.00	70,000.00	658.90	.00	12,302.69	57,697.31	18%	42,553.05
	EXPENSE TOTALS	70,000.00	.00	70,000.00	7,020.31	.00	33,838.33	36,161.67	48%	.00

Budget Performance Report

Fiscal Year to Date 05/31/26

Include Rollup Account and Rollup to Account

Account	Account Description	Adopted Budget	Budget Amendments	Amended Budget	Current Month Transactions	YTD Encumbrances	YTD Transactions	Budget - YTD Transactions	% Used/ Rec'd	Prior Year Total
	Fund **271 - Substance Abuse Screening** Totals	$0.00	$0.00	$0.00	($6,361.41)	$0.00	($21,535.64)	$21,535.64		$42,553.05
Fund **273 - Drug Court Special Resources**										
REVENUE										
34820	Drug Court Fees	80,000.00	.00	80,000.00	7,600.13	.00	39,624.48	40,375.52	50	79,699.91
36020	Drug Fines	.00	.00	.00	.00	.00	60.00	(60.00)	+++	15.00
37900	Miscellaneous Reimbursement	.00	.00	.00	.00	.00	.00	.00	+++	23.09
38000	Investment Income	33,189.00	.00	33,189.00	.00	.00	24,209.61	8,979.39	73	98,525.83
39900	Fund Balance Utilization	133,261.00	.00	133,261.00	.00	.00	.00	133,261.00	0	.00
	REVENUE TOTALS	$246,450.00	$0.00	$246,450.00	$7,600.13	$0.00	$63,894.09	$182,555.91	26%	$178,263.83
EXPENSE										
50150	Contractual/Consulting Services	35,000.00	.00	35,000.00	2,920.00	.00	13,747.00	21,253.00	39	38,795.34
50200	Psychological/Psychiatric Srvs	5,000.00	.00	5,000.00	1,117.15	.00	4,091.65	908.35	82	9,285.00
50340	Software Licensing Cost	.00	.00	.00	.00	.00	.00	.00	+++	49.96
50500	Lab Services	55,000.00	.00	55,000.00	2,898.44	.00	13,684.15	41,315.85	25	39,779.61
50630	Halfway House	15,000.00	.00	15,000.00	.00	.00	1,000.00	14,000.00	7	3,024.66
50640	Residential Treatment	100,000.00	.00	100,000.00	.00	.00	22,176.00	77,824.00	22	23,920.46
52230	Repairs and Maint- Vehicles	2,000.00	.00	2,000.00	.00	.00	.00	2,000.00	0	1,276.88
53040	General Advertising	.00	.00	.00	.00	.00	.00	.00	+++	43.70
53100	Conferences and Meetings	15,000.00	.00	15,000.00	790.16	.00	1,220.18	13,779.82	8	20,739.18
53110	Employee Training	1,500.00	.00	1,500.00	518.95	.00	8,744.84	(7,244.84)	583	646.20
53120	Employee Mileage Expense	100.00	.00	100.00	33.57	.00	33.57	66.43	34	.00
53130	General Association Dues	150.00	.00	150.00	.00	.00	.00	150.00	0	.00
60000	Office Supplies	400.00	.00	400.00	.00	.00	.00	400.00	0	1,265.12
60010	Operating Supplies	750.00	.00	750.00	.00	.00	.00	750.00	0	384.55
60040	Postage	50.00	.00	50.00	.00	.00	.00	50.00	0	.00
60050	Books and Subscriptions	1,500.00	.00	1,500.00	.00	.00	.00	1,500.00	0	242.41
60250	Medical Supplies and Drugs	750.00	.00	750.00	.00	.00	562.00	188.00	75	562.00
60450	Drug Court Graduation Supplies	1,500.00	.00	1,500.00	275.00	.00	275.00	1,225.00	18	1,084.02
60530	Sanction Incentives	9,000.00	.00	9,000.00	370.88	.00	671.01	8,328.99	7	9,081.43
60550	Peer Group Activities Supplies	3,000.00	.00	3,000.00	43.43	.00	1,194.68	1,805.32	40	4,466.99
63040	Fuel- Vehicles	750.00	.00	750.00	115.86	.00	325.31	424.69	43	344.15
65000	Miscellaneous Supplies	.00	.00	.00	.00	.00	.00	.00	+++	1,794.44
	EXPENSE TOTALS	$246,450.00	$0.00	$246,450.00	$9,083.44	$0.00	$67,725.39	$178,724.61	27%	$156,786.10
	Fund **273 - Drug Court Special Resources** Totals									
	REVENUE TOTALS	246,450.00	.00	246,450.00	7,600.13	.00	63,894.09	182,555.91	26%	178,263.83
	EXPENSE TOTALS	246,450.00	.00	246,450.00	9,083.44	.00	67,725.39	178,724.61	27%	156,786.10
	Fund **273 - Drug Court Special Resources** Totals	$0.00	$0.00	$0.00	($1,483.31)	$0.00	($3,831.30)	$3,831.30		$21,477.73
Fund **276 - Probation Victim Services**										
REVENUE										
35180	Probation Victim Services Fees	7,000.00	.00	7,000.00	631.80	.00	3,851.82	3,148.18	55	7,064.88

Budget Performance Report

Fiscal Year to Date 05/31/26

Include Rollup Account and Rollup to Account

Account	Account Description	Adopted Budget	Budget Amendments	Amended Budget	Current Month Transactions	YTD Encumbrances	YTD Transactions	Budget - YTD Transactions	% Used/ Rec'd	Prior Year Total
Fund **276 - Probation Victim Services**										
REVENUE										
38000	Investment Income	1,413.00	.00	1,413.00	.00	.00	1,020.87	392.13	72	3,793.88
39900	Fund Balance Utilization	1,587.00	.00	1,587.00	.00	.00	.00	1,587.00	0	.00
	REVENUE TOTALS	$10,000.00	$0.00	$10,000.00	$631.80	$0.00	$4,872.69	$5,127.31	49%	$10,858.76
EXPENSE										
50590	Professional Services	10,000.00	.00	10,000.00	.00	.00	.00	10,000.00	0	.00
	EXPENSE TOTALS	$10,000.00	$0.00	$10,000.00	$0.00	$0.00	$0.00	$10,000.00	0%	$0.00
	Fund **276 - Probation Victim Services** Totals									
	REVENUE TOTALS	10,000.00	.00	10,000.00	631.80	.00	4,872.69	5,127.31	49%	10,858.76
	EXPENSE TOTALS	10,000.00	.00	10,000.00	.00	.00	.00	10,000.00	0%	.00
	Fund **276 - Probation Victim Services** Totals	$0.00	$0.00	$0.00	$631.80	$0.00	$4,872.69	($4,872.69)		$10,858.76
Fund **277 - Victim Impact Panel**										
REVENUE										
38000	Investment Income	200.00	.00	200.00	.00	.00	117.80	82.20	59	464.87
38030	Investment Income- Other Depts	.00	.00	.00	.00	.00	.00	.00	+++	91.08
	REVENUE TOTALS	$200.00	$0.00	$200.00	$0.00	$0.00	$117.80	$82.20	59%	$555.95
EXPENSE										
89000	Addition to Fund Balance	200.00	.00	200.00	.00	.00	.00	200.00	0	.00
	EXPENSE TOTALS	$200.00	$0.00	$200.00	$0.00	$0.00	$0.00	$200.00	0%	$0.00
	Fund **277 - Victim Impact Panel** Totals									
	REVENUE TOTALS	200.00	.00	200.00	.00	.00	117.80	82.20	59%	555.95
	EXPENSE TOTALS	200.00	.00	200.00	.00	.00	.00	200.00	0%	.00
	Fund **277 - Victim Impact Panel** Totals	$0.00	$0.00	$0.00	$0.00	$0.00	$117.80	($117.80)		$555.95
Fund **278 - Juvenile Justice Donation Fund**										
REVENUE										
38000	Investment Income	89.00	.00	89.00	.00	.00	258.10	(169.10)	290	840.72
38520	General Donations	2,000.00	.00	2,000.00	.00	.00	1,155.00	845.00	58	7,049.03
	REVENUE TOTALS	$2,089.00	$0.00	$2,089.00	$0.00	$0.00	$1,413.10	$675.90	68%	$7,889.75
EXPENSE										
60050	Books and Subscriptions	300.00	.00	300.00	444.75	.00	492.72	(192.72)	164	544.66
65000	Miscellaneous Supplies	100.00	.00	100.00	.00	.00	57.58	42.42	58	71.63
89000	Addition to Fund Balance	1,689.00	.00	1,689.00	.00	.00	.00	1,689.00	0	.00
	EXPENSE TOTALS	$2,089.00	$0.00	$2,089.00	$444.75	$0.00	$550.30	$1,538.70	26%	$616.29
	Fund **278 - Juvenile Justice Donation Fund** Totals									
	REVENUE TOTALS	2,089.00	.00	2,089.00	.00	.00	1,413.10	675.90	68%	7,889.75
	EXPENSE TOTALS	2,089.00	.00	2,089.00	444.75	.00	550.30	1,538.70	26%	616.29
	Fund **278 - Juvenile Justice Donation Fund** Totals	$0.00	$0.00	$0.00	($444.75)	$0.00	$862.80	($862.80)		$7,273.46

Budget Performance Report

Fiscal Year to Date 05/31/26

Include Rollup Account and Rollup to Account

Account	Account Description	Adopted Budget	Budget Amendments	Amended Budget	Current Month Transactions	YTD Encumbrances	YTD Transactions	Budget - YTD Transactions	% Used/ Rec'd	Prior Year Total
Fund **279 - DUI Court**										
REVENUE										
32724	DUI Court IDOT Grant	227,100.00	.00	227,100.00	.00	.00	107,994.21	119,105.79	48	133,648.61
38000	Investment Income	1,200.00	.00	1,200.00	.00	.00	1,547.12	(347.12)	129	3,536.93
	REVENUE TOTALS	$228,300.00	$0.00	$228,300.00	$0.00	$0.00	$109,541.33	$118,758.67	48%	$137,185.54
EXPENSE										
50200	Psychological/Psychiatric Srvs	80,000.00	.00	80,000.00	4,215.00	.00	44,862.50	35,137.50	56	92,052.00
50500	Lab Services	72,000.00	.00	72,000.00	4,686.45	.00	21,985.08	50,014.92	31	49,220.32
53040	General Advertising	.00	.00	.00	.00	.00	.00	.00	+++	43.70
53100	Conferences and Meetings	40,000.00	.00	40,000.00	6,788.74	.00	14,840.33	25,159.67	37	22,134.58
53110	Employee Training	.00	.00	.00	253.86	.00	2,301.94	(2,301.94)	+++	.00
53120	Employee Mileage Expense	100.00	.00	100.00	.00	.00	92.37	7.63	92	56.25
60450	Drug Court Graduation Supplies	.00	.00	.00	.00	.00	23.49	(23.49)	+++	.00
60520	Incentives	4,000.00	.00	4,000.00	1,724.37	.00	1,792.25	2,207.75	45	2,187.17
89000	Addition to Fund Balance	32,200.00	.00	32,200.00	.00	.00	.00	32,200.00	0	.00
	EXPENSE TOTALS	$228,300.00	$0.00	$228,300.00	$17,668.42	$0.00	$85,897.96	$142,402.04	38%	$165,694.02
	Fund **279 - DUI Court** Totals									
	REVENUE TOTALS	228,300.00	.00	228,300.00	.00	.00	109,541.33	118,758.67	48%	137,185.54
	EXPENSE TOTALS	228,300.00	.00	228,300.00	17,668.42	.00	85,897.96	142,402.04	38%	165,694.02
	Fund **279 - DUI Court** Totals	$0.00	$0.00	$0.00	($17,668.42)	$0.00	$23,643.37	($23,643.37)		($28,508.48)
Fund **289 - Coroner Administration**										
REVENUE										
32367	Department of Justice Morgue Tech Grant	.00	.00	.00	12,000.00	.00	12,000.00	(12,000.00)	+++	4,000.00
33705	Death Certificate Surcharge Grant	7,500.00	.00	7,500.00	4,338.00	.00	4,338.00	3,162.00	58	4,386.00
33903	Grants - Federal Government	763,000.00	48,235.00	811,235.00	5,839.17	.00	5,839.17	805,395.83	1	151,765.00
34560	County Coroner Fees	260,000.00	.00	260,000.00	23,300.00	.00	166,147.12	93,852.88	64	270,264.37
34570	Body Bag Fees	10,000.00	.00	10,000.00	925.00	.00	5,325.00	4,675.00	53	11,175.00
38000	Investment Income	7,768.00	.00	7,768.00	.00	.00	8,470.24	(702.24)	109	37,555.26
39900	Fund Balance Utilization	13,000.00	.00	13,000.00	.00	.00	.00	13,000.00	0	.00
	REVENUE TOTALS	$1,061,268.00	$48,235.00	$1,109,503.00	$46,402.17	$0.00	$202,119.53	$907,383.47	18%	$479,145.63
EXPENSE										
50385	Direct Cremation	7,500.00	.00	7,500.00	.00	.00	.00	7,500.00	0	4,700.00
53100	Conferences and Meetings	8,000.00	.00	8,000.00	.00	.00	728.35	7,271.65	9	4,154.83
53110	Employee Training	10,000.00	.00	10,000.00	121.54	.00	9,653.59	346.41	97	9,735.72
53130	General Association Dues	7,500.00	.00	7,500.00	.00	.00	2,155.00	5,345.00	29	7,425.00
55000	Miscellaneous Contractual Exp	40,000.00	.00	40,000.00	.00	.00	.00	40,000.00	0	39,642.80
60000	Office Supplies	3,500.00	.00	3,500.00	.00	.00	834.42	2,665.58	24	3,414.45
60010	Operating Supplies	845,768.00	(475,765.00)	370,003.00	5,939.17	890.55	25,991.03	343,121.42	7	248,330.18
60025	Lab Supplies	24,000.00	.00	24,000.00	.00	.00	.00	24,000.00	0	24,563.00
60210	Uniform Supplies	8,000.00	.00	8,000.00	.00	.00	2,144.81	5,855.19	27	6,062.12

Budget Performance Report

Fiscal Year to Date 05/31/26

Include Rollup Account and Rollup to Account

Account	Account Description	Adopted Budget	Budget Amendments	Amended Budget	Current Month Transactions	YTD Encumbrances	YTD Transactions	Budget - YTD Transactions	% Used/ Rec'd	Prior Year Total
Fund **289 - Coroner Administration**										
EXPENSE										
60280	Body Bags	12,000.00	.00	12,000.00	.00	.00	.00	12,000.00	0	10,865.49
65000	Miscellaneous Supplies	.00	24,000.00	24,000.00	.00	.00	.00	24,000.00	0	.00
70070	Automotive Equipment	95,000.00	.00	95,000.00	.00	.00	.00	95,000.00	0	.00
70120	Special Purpose Equipment	.00	500,000.00	500,000.00	.00	.00	.00	500,000.00	0	.00
	EXPENSE TOTALS	$1,061,268.00	$48,235.00	$1,109,503.00	$6,060.71	$890.55	$41,507.20	$1,067,105.25	4%	$358,893.59
	Fund **289 - Coroner Administration** Totals									
	REVENUE TOTALS	1,061,268.00	48,235.00	1,109,503.00	46,402.17	.00	202,119.53	907,383.47	18%	479,145.63
	EXPENSE TOTALS	1,061,268.00	48,235.00	1,109,503.00	6,060.71	890.55	41,507.20	1,067,105.25	4%	358,893.59
	Fund **289 - Coroner Administration** Totals	$0.00	$0.00	$0.00	$40,341.46	($890.55)	$160,612.33	($159,721.78)		$120,252.04
Fund **290 - Animal Control**										
REVENUE										
34580	Registration and Tag Fees	1,291,578.00	.00	1,291,578.00	73,888.37	.00	618,609.24	672,968.76	48	1,281,855.32
34590	Animal Transportation Fees	.00	.00	.00	.00	.00	212.00	(212.00)	+++	.00
34600	Animal Pickup Fees	.00	.00	.00	.00	.00	.00	.00	+++	614.00
34610	Impound Fees	40,000.00	.00	40,000.00	2,450.00	.00	14,111.00	25,889.00	35	27,845.00
34620	Adoption Fees	7,000.00	.00	7,000.00	800.00	.00	5,065.00	1,935.00	72	13,760.00
34630	Microchip Fees	1,200.00	.00	1,200.00	135.00	.00	615.00	585.00	51	1,396.00
36100	Court Fines	2,000.00	.00	2,000.00	.00	.00	100.00	1,900.00	5	.00
37230	Service Reimbursements	.00	.00	.00	.00	.00	.00	.00	+++	143.79
38000	Investment Income	45,000.00	.00	45,000.00	.00	.00	15,915.13	29,084.87	35	63,480.35
38030	Investment Income- Other Depts	.00	.00	.00	.00	.00	23.99	(23.99)	+++	.00
38520	General Donations	2,000.00	.00	2,000.00	171.73	.00	856.73	1,143.27	43	4,049.70
38900	Miscellaneous Other	600.00	.00	600.00	150.00	.00	750.00	(150.00)	125	1,390.00
39900	Fund Balance Utilization	.00	10,000.00	10,000.00	.00	.00	.00	10,000.00	0	.00
	REVENUE TOTALS	$1,389,378.00	$10,000.00	$1,399,378.00	$77,595.10	$0.00	$656,258.09	$743,119.91	47%	$1,394,534.16
EXPENSE										
40000	Salaries and Wages	758,820.00	24,039.00	782,859.00	58,195.04	.00	359,422.61	423,436.39	46	740,748.19
40200	Overtime Salaries	40,000.00	.00	40,000.00	2,685.72	.00	15,114.60	24,885.40	38	35,427.73
45000	Healthcare Contribution	70,116.00	.00	70,116.00	7,137.70	.00	40,927.63	29,188.37	58	69,954.15
45010	Dental Contribution	2,540.00	.00	2,540.00	220.90	.00	1,301.55	1,238.45	51	2,518.85
45100	FICA/SS Contribution	61,122.00	1,839.00	62,961.00	4,497.86	.00	27,770.03	35,190.97	44	58,073.41
45200	IMRF Contribution	52,251.00	1,572.00	53,823.00	3,602.65	.00	22,096.33	31,726.67	41	38,576.82
50150	Contractual/Consulting Services	22,000.00	.00	22,000.00	5,331.42	.00	7,155.04	14,844.96	33	22,291.34
50180	Veterinarian Services	8,000.00	.00	8,000.00	830.18	.00	3,000.13	4,999.87	38	9,241.14
50340	Software Licensing Cost	65,000.00	.00	65,000.00	3,840.00	21,727.48	20,490.00	22,782.52	65	37,259.37
50380	Cremation Services	750.00	.00	750.00	.00	.00	585.10	164.90	78	3,426.20
52000	Disposal and Water Softener Srvs	1,700.00	.00	1,700.00	38.80	.00	238.50	1,461.50	14	130.20
52020	Repairs and Maintenance- Roads	2,500.00	(500.00)	2,000.00	.00	.00	.00	2,000.00	0	1,467.14

Budget Performance Report

Fiscal Year to Date 05/31/26

Include Rollup Account and Rollup to Account

Account	Account Description	Adopted Budget	Budget Amendments	Amended Budget	Current Month Transactions	YTD Encumbrances	YTD Transactions	Budget - YTD Transactions	% Used/ Rec'd	Prior Year Total
Fund **290 - Animal Control**										
EXPENSE										
52110	Repairs and Maint- Buildings	7,000.00	(1,000.00)	6,000.00	1,643.00	.00	3,354.27	2,645.73	56	14,712.45
52120	Repairs and Maint- Grounds	5,000.00	.00	5,000.00	.00	3,640.00	603.71	756.29	85	5,787.62
52130	Repairs and Maint- Computers	1,000.00	.00	1,000.00	.00	.00	.00	1,000.00	0	9,728.76
52140	Repairs and Maint- Copiers	1,000.00	.00	1,000.00	.00	.00	599.14	400.86	60	1,271.11
52150	Repairs and Maint- Comm Equip	500.00	.00	500.00	.00	.00	.00	500.00	0	.00
52160	Repairs and Maint- Equipment	2,000.00	.00	2,000.00	.00	7,450.00	.00	(5,450.00)	372	275.50
52230	Repairs and Maint- Vehicles	7,000.00	(2,000.00)	5,000.00	1,395.93	.00	4,694.18	305.82	94	9,573.07
53000	Liability Insurance	28,304.00	.00	28,304.00	.00	.00	.00	28,304.00	0	28,800.00
53010	Workers Compensation	13,829.00	.00	13,829.00	.00	.00	.00	13,829.00	0	13,959.00
53020	Unemployment Claims	456.00	.00	456.00	.00	.00	.00	456.00	0	389.00
53040	General Advertising	3,000.00	(500.00)	2,500.00	.00	.00	957.51	1,542.49	38	7,048.92
53060	General Printing	500.00	(205.00)	295.00	.00	.00	.00	295.00	0	545.87
53100	Conferences and Meetings	2,000.00	(500.00)	1,500.00	.00	.00	.00	1,500.00	0	.00
53110	Employee Training	4,000.00	(1,000.00)	3,000.00	.00	.00	958.63	2,041.37	32	3,058.38
53120	Employee Mileage Expense	1,500.00	(500.00)	1,000.00	.00	.00	.00	1,000.00	0	236.60
53130	General Association Dues	500.00	.00	500.00	.00	.00	337.50	162.50	68	715.50
53170	Employee Medical Expense	3,562.00	(500.00)	3,062.00	.00	.00	.00	3,062.00	0	2,422.00
55000	Miscellaneous Contractual Exp	1,500.00	(1,500.00)	.00	.00	.00	.00	.00	+++	.00
60000	Office Supplies	8,000.00	(1,000.00)	7,000.00	181.12	8,094.09	1,407.58	(2,501.67)	136	5,817.83
60010	Operating Supplies	16,000.00	8,000.00	24,000.00	1,307.54	7,725.58	9,058.87	7,215.55	70	32,975.72
60100	Utilities- Water	5,500.00	.00	5,500.00	501.31	.00	2,639.36	2,860.64	48	5,607.34
60140	Animal Care Supplies	25,245.00	(10,245.00)	15,000.00	90.30	9,728.76	676.07	4,595.17	69	14,597.46
60160	Cleaning Supplies	9,000.00	(3,000.00)	6,000.00	133.37	1,446.79	343.08	4,210.13	30	5,197.38
60210	Uniform Supplies	2,000.00	.00	2,000.00	.00	.00	.00	2,000.00	0	150.00
60250	Medical Supplies and Drugs	9,000.00	(2,500.00)	6,500.00	785.70	.00	4,797.17	1,702.83	74	27,857.87
63000	Utilities- Natural Gas	8,000.00	.00	8,000.00	817.23	.00	4,635.66	3,364.34	58	5,410.11
63010	Utilities- Electric	9,406.00	.00	9,406.00	742.37	.00	4,390.18	5,015.82	47	9,404.95
63040	Fuel- Vehicles	9,500.00	(500.00)	9,000.00	1,010.32	.00	4,145.38	4,854.62	46	9,466.14
64000	Telephone	5,100.00	.00	5,100.00	462.22	.00	2,302.65	2,797.35	45	5,707.40
64010	Cellular Phone	4,500.00	.00	4,500.00	274.40	.00	1,372.56	3,127.44	31	3,351.23
70070	Automotive Equipment	70,000.00	.00	70,000.00	.00	.00	.00	70,000.00	0	.00
72010	Building Improvements	.00	.00	.00	.00	77,856.00	.00	(77,856.00)	+++	35,536.00
99001	Transfer to General Fund 001	40,677.00	.00	40,677.00	.00	.00	40,677.00	.00	100	37,739.00
	EXPENSE TOTALS	$1,389,378.00	$10,000.00	$1,399,378.00	$95,725.08	$137,668.70	$586,052.02	$675,657.28	52%	$1,316,456.75
	Fund **290 - Animal Control** Totals									
	REVENUE TOTALS	1,389,378.00	10,000.00	1,399,378.00	77,595.10	.00	656,258.09	743,119.91	47%	1,394,534.16
	EXPENSE TOTALS	1,389,378.00	10,000.00	1,399,378.00	95,725.08	137,668.70	586,052.02	675,657.28	52%	1,316,456.75
	Fund **290 - Animal Control** Totals	$0.00	$0.00	$0.00	($18,129.98)	($137,668.70)	$70,206.07	$67,462.63		$78,077.41

Budget Performance Report

Fiscal Year to Date 05/31/26

Include Rollup Account and Rollup to Account

Account	Account Description	Adopted Budget	Budget Amendments	Amended Budget	Current Month Transactions	YTD Encumbrances	YTD Transactions	Budget - YTD Transactions	% Used/ Rec'd	Prior Year Total
Fund **300 - County Highway**										
REVENUE										
30000	Property Taxes	5,010,909.00	.00	5,010,909.00	234,900.83	.00	238,665.68	4,772,243.32	5	5,000,646.00
30005	Property Tax Revenue Recapture	.00	.00	.00	.00	.00	.00	.00	+++	20,746.24
30170	TIF Distribution Tax	.00	.00	.00	.00	.00	.00	.00	+++	7,251.78
30999	Lease Revenue	42,317.00	.00	42,317.00	3,649.91	.00	21,899.46	20,417.54	52	57,038.03
31350	Oversized Moving Permits	225,000.00	.00	225,000.00	41,635.00	.00	198,430.00	26,570.00	88	261,020.00
31370	Roadway Access Permits	350,000.00	.00	350,000.00	12,000.00	.00	113,650.00	236,350.00	32	227,700.00
33903	Grants - Federal Government	342,386.00	.00	342,386.00	.00	.00	124,183.01	218,202.99	36	.00
34640	Engineering Fees	24,000.00	.00	24,000.00	.00	.00	(4,000.00)	28,000.00	-17	30,969.50
34650	Sale of Various Material Fees	100.00	.00	100.00	.00	.00	.00	100.00	0	.00
35340	Township Administration Fee	6,954.00	.00	6,954.00	1,315.00	.00	4,329.00	2,625.00	62	9,411.00
37140	KDOT Planner Reimbursement	.00	.00	.00	.00	.00	8,042.24	(8,042.24)	+++	325,389.38
37900	Miscellaneous Reimbursement	.00	.00	.00	200.00	.00	2,801.40	(2,801.40)	+++	393.24
38000	Investment Income	273,983.00	.00	273,983.00	.00	.00	45,267.96	228,715.04	17	296,493.47
38530	Auction Sales	15,000.00	.00	15,000.00	.00	.00	38,200.00	(23,200.00)	255	103,200.00
38900	Miscellaneous Other	.00	.00	.00	.00	.00	.00	.00	+++	26,895.15
39558	Transfer from North Impact Fees Fund 558	87,500.00	.00	87,500.00	.00	.00	87,500.00	.00	100	72,846.00
39559	Transfer from Central Impact Fees Fund 559	27,500.00	.00	27,500.00	.00	.00	27,500.00	.00	100	22,475.00
39560	Transfer from South Impact Fees Fund 560	60,000.00	.00	60,000.00	.00	.00	60,000.00	.00	100	28,365.00
39900	Fund Balance Utilization	968,376.00	106,099.00	1,074,475.00	.00	.00	.00	1,074,475.00	0	.00
	REVENUE TOTALS	$7,434,025.00	$106,099.00	$7,540,124.00	$293,700.74	$0.00	$966,468.75	$6,573,655.25	13%	$6,490,839.79
EXPENSE										
40000	Salaries and Wages	3,340,749.00	92,914.00	3,433,663.00	230,689.81	.00	1,487,166.73	1,946,496.27	43	3,006,615.80
40200	Overtime Salaries	130,000.00	.00	130,000.00	6,955.12	.00	22,162.83	107,837.17	17	121,440.54
45000	Healthcare Contribution	560,127.00	.00	560,127.00	46,205.24	.00	282,719.65	277,407.35	50	537,945.85
45010	Dental Contribution	13,154.00	.00	13,154.00	998.28	.00	6,065.10	7,088.90	46	11,821.84
45100	FICA/SS Contribution	265,547.00	7,108.00	272,655.00	17,501.15	.00	111,534.62	161,120.38	41	231,398.52
45200	IMRF Contribution	192,267.00	6,077.00	198,344.00	14,961.81	.00	94,563.05	103,780.95	48	164,453.53
50140	Engineering Services	487,238.00	.00	487,238.00	6,365.00	366,518.53	13,195.00	107,524.47	78	268,006.49
50150	Contractual/Consulting Services	537,000.00	.00	537,000.00	17,878.86	296,049.78	142,139.76	98,810.46	82	395,564.48
50160	Legal Services	78,000.00	.00	78,000.00	.00	28,000.00	20,845.00	29,155.00	63	48,875.00
50210	Medical/Dental/Hospital Services	5,000.00	.00	5,000.00	2,491.08	.00	5,909.08	(909.08)	118	4,885.84
50330	Northeast IL Plan and Metro Srvs	61,065.00	.00	61,065.00	.00	.00	60,947.16	117.84	100	59,172.00
50340	Software Licensing Cost	268,465.00	.00	268,465.00	21,983.56	126,752.80	128,856.21	12,855.99	95	148,444.53
50480	Security Services	15,000.00	.00	15,000.00	1,226.85	921.37	9,878.63	4,200.00	72	13,229.18
52000	Disposal and Water Softener Srvs	20,000.00	.00	20,000.00	2,288.27	8,023.54	6,023.96	5,952.50	70	20,328.53
52010	Janitorial Services	45,000.00	.00	45,000.00	3,006.00	29,970.00	15,030.00	.00	100	36,132.00
52110	Repairs and Maint- Buildings	91,353.00	.00	91,353.00	5,813.78	4,276.55	20,973.91	66,102.54	28	69,267.87
52120	Repairs and Maint- Grounds	28,000.00	.00	28,000.00	7,530.00	14,550.00	8,960.00	4,490.00	84	24,399.95
52140	Repairs and Maint- Copiers	6,304.00	.00	6,304.00	745.71	4,420.56	2,559.44	(676.00)	111	4,621.92

Budget Performance Report

Fiscal Year to Date 05/31/26

Include Rollup Account and Rollup to Account

Account	Account Description	Adopted Budget	Budget Amendments	Amended Budget	Current Month Transactions	YTD Encumbrances	YTD Transactions	Budget - YTD Transactions	% Used/ Rec'd	Prior Year Total
Fund **300 - County Highway**										
EXPENSE										
52160	Repairs and Maint- Equipment	16,500.00	.00	16,500.00	829.00	4,038.75	7,208.46	5,252.79	68	20,672.36
52230	Repairs and Maint- Vehicles	21,630.00	.00	21,630.00	.00	.00	730.96	20,899.04	3	14,791.16
52240	Repairs and Maint- Office Equip	3,684.00	.00	3,684.00	.00	.00	.00	3,684.00	0	.00
53000	Liability Insurance	122,955.00	.00	122,955.00	.00	.00	.00	122,955.00	0	134,379.00
53010	Workers Compensation	60,063.00	.00	60,063.00	.00	.00	.00	60,063.00	0	64,759.00
53020	Unemployment Claims	1,978.00	.00	1,978.00	.00	.00	.00	1,978.00	0	1,812.00
53060	General Printing	1,655.00	.00	1,655.00	.00	.00	.00	1,655.00	0	367.50
53070	Legal Printing	2,060.00	.00	2,060.00	572.93	.00	1,082.12	977.88	53	7,392.79
53080	Mapping	13,390.00	.00	13,390.00	.00	.00	.00	13,390.00	0	8,825.00
53100	Conferences and Meetings	37,080.00	.00	37,080.00	1,471.86	.00	13,020.32	24,059.68	35	38,128.91
53110	Employee Training	35,000.00	.00	35,000.00	1,052.69	.00	6,270.98	28,729.02	18	14,499.92
53120	Employee Mileage Expense	6,180.00	.00	6,180.00	1,412.52	.00	2,608.58	3,571.42	42	3,905.70
53130	General Association Dues	27,662.00	.00	27,662.00	.00	.00	11,059.17	16,602.83	40	16,361.38
55000	Miscellaneous Contractual Exp	353.00	.00	353.00	.00	.00	.00	353.00	0	.00
60000	Office Supplies	25,200.00	.00	25,200.00	2,156.42	4,673.55	10,692.64	9,833.81	61	23,893.42
60010	Operating Supplies	36,134.00	.00	36,134.00	1,925.00	5,290.88	10,164.54	20,678.58	43	28,383.43
60040	Postage	300.00	.00	300.00	.00	.00	48.13	251.87	16	198.85
60050	Books and Subscriptions	1,500.00	.00	1,500.00	150.00	.00	134.73	1,365.27	9	4,028.00
60060	Computer Software- Non Capital	.00	.00	.00	.00	.00	.00	.00	+++	7,538.07
60070	Computer Hardware- Non Capital	71,500.00	.00	71,500.00	329.99	.00	5,226.31	66,273.69	7	17,676.15
60340	Buildings and Grounds Supplies	35,020.00	.00	35,020.00	1,217.95	.00	11,861.68	23,158.32	34	34,733.14
60360	Equipment Parts/Supplies	.00	.00	.00	.00	.00	.00	.00	+++	3,323.46
60380	Liquid Salt	.00	.00	.00	.00	.00	.00	.00	+++	16,672.50
60400	Crushed Stone	7,000.00	.00	7,000.00	.00	.00	.00	7,000.00	0	8,441.48
60430	Sign Material	66,400.00	.00	66,400.00	7,171.78	952.31	22,972.42	42,475.27	36	53,320.11
63000	Utilities- Natural Gas	40,000.00	.00	40,000.00	2,722.75	.00	31,692.86	8,307.14	79	36,094.02
63010	Utilities- Electric	38,000.00	.00	38,000.00	5,351.84	.00	18,281.07	19,718.93	48	38,967.85
63020	Utilities- Intersect Lighting	120,000.00	.00	120,000.00	16,944.87	.00	52,807.52	67,192.48	44	121,615.33
63040	Fuel- Vehicles	.00	.00	.00	.00	.00	.00	.00	+++	196,180.56
64000	Telephone	25,750.00	.00	25,750.00	.00	.00	.00	25,750.00	0	23,686.01
64010	Cellular Phone	20,600.00	.00	20,600.00	.00	.00	.00	20,600.00	0	17,294.70
70020	Computer Software- Capital	84,500.00	.00	84,500.00	.00	3,535.05	16,813.00	64,151.95	24	38,970.00
70060	Communications Equipment	.00	.00	.00	.00	.00	.00	.00	+++	213,849.76
70070	Automotive Equipment	.00	.00	.00	.00	.00	.00	.00	+++	2,285,897.60
70110	Machinery and Equipment	.00	.00	.00	.00	.00	.00	.00	+++	619,308.25
72010	Building Improvements	.00	.00	.00	.00	.00	.00	.00	+++	25,525.00
73000	Road Construction	.00	.00	.00	6,105.33	.00	6,105.33	(6,105.33)	+++	.00
74010	Highway Right of Way	35,000.00	.00	35,000.00	.00	.00	.00	35,000.00	0	.00
99001	Transfer to General Fund 001	202,662.00	.00	202,662.00	.00	.00	202,662.00	.00	100	180,216.00

Budget Performance Report

Fiscal Year to Date 05/31/26

Include Rollup Account and Rollup to Account

Account	Account Description	Adopted Budget	Budget Amendments	Amended Budget	Current Month Transactions	YTD Encumbrances	YTD Transactions	Budget - YTD Transactions	% Used/ Rec'd	Prior Year Total
Fund **300 - County Highway**										
EXPENSE										
99010	Transfer To Insurance Liability Fund 010	130,000.00	.00	130,000.00	.00	.00	130,000.00	.00	100	125,000.00
	EXPENSE TOTALS	$7,434,025.00	$106,099.00	$7,540,124.00	$436,055.45	$897,973.67	$3,000,972.95	$3,641,177.38	52%	$9,613,312.28
	Fund **300 - County Highway** Totals									
	REVENUE TOTALS	7,434,025.00	106,099.00	7,540,124.00	293,700.74	.00	966,468.75	6,573,655.25	13%	6,490,839.79
	EXPENSE TOTALS	7,434,025.00	106,099.00	7,540,124.00	436,055.45	897,973.67	3,000,972.95	3,641,177.38	52%	9,613,312.28
	Fund **300 - County Highway** Totals	$0.00	$0.00	$0.00	($142,354.71)	($897,973.67)	($2,034,504.20)	$2,932,477.87		($3,122,472.49)
Fund **301 - County Bridge**										
REVENUE										
30000	Property Taxes	312,695.00	.00	312,695.00	14,657.75	.00	14,892.72	297,802.28	5	312,090.00
30005	Property Tax Revenue Recapture	.00	.00	.00	.00	.00	.00	.00	+++	1,303.33
30170	TIF Distribution Tax	.00	.00	.00	.00	.00	.00	.00	+++	452.42
37152	KDOT Service Reimbursement - Other	60,000.00	.00	60,000.00	.00	.00	.00	60,000.00	0	.00
38000	Investment Income	9,180.00	.00	9,180.00	.00	.00	3,303.87	5,876.13	36	14,154.27
	REVENUE TOTALS	$381,875.00	$0.00	$381,875.00	$14,657.75	$0.00	$18,196.59	$363,678.41	5%	$328,000.02
EXPENSE										
52100	Bridge Inspection	312,457.00	.00	312,457.00	.00	228,992.47	50,705.06	32,759.47	90	265,739.64
89000	Addition to Fund Balance	69,418.00	.00	69,418.00	.00	.00	.00	69,418.00	0	.00
	EXPENSE TOTALS	$381,875.00	$0.00	$381,875.00	$0.00	$228,992.47	$50,705.06	$102,177.47	73%	$265,739.64
	Fund **301 - County Bridge** Totals									
	REVENUE TOTALS	381,875.00	.00	381,875.00	14,657.75	.00	18,196.59	363,678.41	5%	328,000.02
	EXPENSE TOTALS	381,875.00	.00	381,875.00	.00	228,992.47	50,705.06	102,177.47	73%	265,739.64
	Fund **301 - County Bridge** Totals	$0.00	$0.00	$0.00	$14,657.75	($228,992.47)	($32,508.47)	$261,500.94		$62,260.38
Fund **302 - Motor Fuel Tax**										
REVENUE										
30140	Motor Fuel Tax	12,400,000.00	.00	12,400,000.00	1,013,692.00	.00	4,041,483.99	8,358,516.01	33	12,485,575.28
33895	Supplemental State Distribution	1,626,134.00	.00	1,626,134.00	.00	.00	.00	1,626,134.00	0	1,663,576.00
37150	KDOT Service Reimbursement - Federal	.00	.00	.00	.00	.00	.00	.00	+++	(.01)
37151	KDOT Service Reimbursement - State	.00	.00	.00	.00	.00	.00	.00	+++	4,133,577.30
37160	Cty Engineer Salary Reimbursemt	90,000.00	.00	90,000.00	.00	.00	187,638.83	(97,638.83)	208	.00
38000	Investment Income	1,463,828.00	.00	1,463,828.00	.00	.00	752,455.56	711,372.44	51	2,926,169.93
39900	Fund Balance Utilization	24,107,049.00	18,957.00	24,126,006.00	.00	.00	.00	24,126,006.00	0	.00
	REVENUE TOTALS	$39,687,011.00	$18,957.00	$39,705,968.00	$1,013,692.00	$0.00	$4,981,578.38	$34,724,389.62	13%	$21,208,898.50
EXPENSE										
40000	Salaries and Wages	3,334,468.00	16,601.00	3,351,069.00	230,080.11	.00	1,471,532.26	1,879,536.74	44	2,892,042.72
40200	Overtime Salaries	300,000.00	.00	300,000.00	.00	.00	179,007.39	120,992.61	60	182,984.95
45000	Healthcare Contribution	128,044.00	.00	128,044.00	8,798.58	.00	53,727.24	74,316.76	42	126,837.59
45010	Dental Contribution	3,148.00	.00	3,148.00	167.32	.00	1,106.46	2,041.54	35	3,187.72

Budget Performance Report

Fiscal Year to Date 05/31/26

Include Rollup Account and Rollup to Account

Account	Account Description	Adopted Budget	Budget Amendments	Amended Budget	Current Month Transactions	YTD Encumbrances	YTD Transactions	Budget - YTD Transactions	% Used/ Rec'd	Prior Year Total
Fund **302 - Motor Fuel Tax**										
EXPENSE										
45100	FICA/SS Contribution	270,156.00	1,270.00	271,426.00	16,713.66	.00	121,998.34	149,427.66	45	226,280.41
45200	IMRF Contribution	206,814.00	1,086.00	207,900.00	14,484.93	.00	103,816.54	104,083.46	50	161,528.92
45410	Teamsters Contribution	854,568.00	.00	854,568.00	129,294.00	455,872.00	359,594.00	39,102.00	95	661,676.00
50140	Engineering Services	13,342,186.00	.00	13,342,186.00	149,627.77	10,150,062.80	3,230,803.33	(38,680.13)	100	4,099,443.28
52080	Repairs and Maint- Resurfacing	6,000,000.00	.00	6,000,000.00	.00	10,787,000.88	.00	(4,787,000.88)	180	5,499,650.73
53000	Liability Insurance	124,376.00	.00	124,376.00	.00	.00	.00	124,376.00	0	107,122.00
53010	Workers Compensation	62,889.00	.00	62,889.00	.00	.00	.00	62,889.00	0	55,169.00
53020	Unemployment Claims	2,001.00	.00	2,001.00	.00	.00	.00	2,001.00	0	1,444.00
73000	Road Construction	12,817,588.00	.00	12,817,588.00	.00	8,051,753.01	.00	4,765,834.99	63	2,181.97
73010	Bridge Construction	500,000.00	.00	500,000.00	.00	.00	.00	500,000.00	0	399,212.09
74010	Highway Right of Way	1,625,000.00	.00	1,625,000.00	.00	.00	736,400.00	888,600.00	45	45,960.00
99001	Transfer to General Fund 001	115,773.00	.00	115,773.00	.00	.00	115,773.00	.00	100	107,411.00
	EXPENSE TOTALS	$39,687,011.00	$18,957.00	$39,705,968.00	$549,166.37	$29,444,688.69	$6,373,758.56	$3,887,520.75	90%	$14,572,132.38
	Fund **302 - Motor Fuel Tax** Totals									
	REVENUE TOTALS	39,687,011.00	18,957.00	39,705,968.00	1,013,692.00	.00	4,981,578.38	34,724,389.62	13%	21,208,898.50
	EXPENSE TOTALS	39,687,011.00	18,957.00	39,705,968.00	549,166.37	29,444,688.69	6,373,758.56	3,887,520.75	90%	14,572,132.38
	Fund **302 - Motor Fuel Tax** Totals	$0.00	$0.00	$0.00	$464,525.63	($29,444,688.69)	($1,392,180.18)	$30,836,868.87		$6,636,766.12
Fund **303 - County Highway Matching**										
REVENUE										
30000	Property Taxes	65,125.00	.00	65,125.00	3,059.32	.00	3,108.26	62,016.74	5	65,001.00
30005	Property Tax Revenue Recapture	.00	.00	.00	.00	.00	.00	.00	+++	296.92
30170	TIF Distribution Tax	.00	.00	.00	.00	.00	.00	.00	+++	94.22
38000	Investment Income	9,886.00	.00	9,886.00	.00	.00	(77.76)	9,963.76	-1	2,656.22
	REVENUE TOTALS	$75,011.00	$0.00	$75,011.00	$3,059.32	$0.00	$3,030.50	$71,980.50	4%	$68,048.36
EXPENSE										
60390	Rock Salt	64,000.00	.00	64,000.00	.00	.00	64,000.00	.00	100	155,529.91
89000	Addition to Fund Balance	11,011.00	.00	11,011.00	.00	.00	.00	11,011.00	0	.00
	EXPENSE TOTALS	$75,011.00	$0.00	$75,011.00	$0.00	$0.00	$64,000.00	$11,011.00	85%	$155,529.91
	Fund **303 - County Highway Matching** Totals									
	REVENUE TOTALS	75,011.00	.00	75,011.00	3,059.32	.00	3,030.50	71,980.50	4%	68,048.36
	EXPENSE TOTALS	75,011.00	.00	75,011.00	.00	.00	64,000.00	11,011.00	85%	155,529.91
	Fund **303 - County Highway Matching** Totals	$0.00	$0.00	$0.00	$3,059.32	$0.00	($60,969.50)	$60,969.50		($87,481.55)
Fund **304 - Motor Fuel Local Option**										
REVENUE										
30150	County Local Option Tax	10,483,000.00	.00	10,483,000.00	797,372.74	.00	3,433,346.30	7,049,653.70	33	10,586,260.15
33903	Grants - Federal Government	.00	.00	.00	.00	.00	11,957.30	(11,957.30)	+++	.00
37150	KDOT Service Reimbursement - Federal	.00	.00	.00	.00	.00	.00	.00	+++	181,878.09

Budget Performance Report

Fiscal Year to Date 05/31/26

Include Rollup Account and Rollup to Account

Account	Account Description	Adopted Budget	Budget Amendments	Amended Budget	Current Month Transactions	YTD Encumbrances	YTD Transactions	Budget - YTD Transactions	% Used/ Rec'd	Prior Year Total
Fund **304 - Motor Fuel Local Option**										
REVENUE										
37152	KDOT Service Reimbursement - Other	.00	.00	.00	.00	.00	.00	.00	+++	26,105.09
37900	Miscellaneous Reimbursement	150,000.00	.00	150,000.00	.00	.00	59,335.66	90,664.34	40	226,845.94
38000	Investment Income	338,947.00	.00	338,947.00	.00	.00	258,824.49	80,122.51	76	1,023,080.06
39900	Fund Balance Utilization	9,351,400.00	.00	9,351,400.00	.00	.00	.00	9,351,400.00	0	.00
	REVENUE TOTALS	$20,323,347.00	$0.00	$20,323,347.00	$797,372.74	$0.00	$3,763,463.75	$16,559,883.25	19%	$12,044,169.33
EXPENSE										
50140	Engineering Services	2,605,000.00	.00	2,605,000.00	57,291.35	1,414,422.54	221,364.43	969,213.03	63	559,890.37
52020	Repairs and Maintenance- Roads	16,987.00	.00	16,987.00	.00	33,750.00	4,675.00	(21,438.00)	226	19,024.66
52040	Repairs and Maintenance- Bridges	4,055,000.00	.00	4,055,000.00	.00	.00	.00	4,055,000.00	0	157,881.81
52050	Repairs and Maint- Cracksealing	640,000.00	.00	640,000.00	.00	599,900.22	.00	40,099.78	94	.00
52070	Repairs and Maint- Pavement Mark	1,596,500.00	.00	1,596,500.00	.00	.00	.00	1,596,500.00	0	625,731.26
52080	Repairs and Maint- Resurfacing	1,000,000.00	.00	1,000,000.00	.00	974,944.05	(46,347.73)	71,403.68	93	3,706,176.86
52090	Repairs and Maint- Traffic Light	2,000,000.00	.00	2,000,000.00	166,190.46	5,646,550.44	410,144.03	(4,056,694.47)	303	.00
52100	Bridge Inspection	238,000.00	.00	238,000.00	.00	518,038.00	.00	(280,038.00)	218	.00
52230	Repairs and Maint- Vehicles	.00	.00	.00	4,889.76	.00	4,889.76	(4,889.76)	+++	.00
52280	Pavement Preservation	1,615,000.00	.00	1,615,000.00	233,459.84	1,563,348.90	193,722.07	(142,070.97)	109	711,002.16
60210	Uniform Supplies	32,000.00	.00	32,000.00	2,917.24	23,922.09	13,697.25	(5,619.34)	118	25,816.24
60330	Vehicle Parts/Supplies	217,000.00	.00	217,000.00	12,642.74	43,060.11	119,719.18	54,220.71	75	211,535.53
60360	Equipment Parts/Supplies	183,600.00	.00	183,600.00	24,059.31	61,076.12	71,663.17	50,860.71	72	122,468.04
60370	Tools	15,450.00	.00	15,450.00	1,695.02	.00	12,833.65	2,616.35	83	24,059.11
60380	Liquid Salt	41,200.00	.00	41,200.00	.00	.00	28,338.70	12,861.30	69	.00
60390	Rock Salt	1,061,960.00	.00	1,061,960.00	140,727.17	296,554.40	765,405.59	.01	100	553,421.41
60410	Culverts	15,450.00	.00	15,450.00	.00	.00	5,650.00	9,800.00	37	9,708.60
60420	Road Material	341,200.00	.00	341,200.00	6,445.74	128,969.10	8,370.99	203,859.91	40	25,978.76
60440	Traffic Markers and Barricades	10,000.00	.00	10,000.00	.00	.00	13,060.00	(3,060.00)	131	12,971.21
60590	Communication Equip - Non-Capital	.00	.00	.00	.00	.00	.00	.00	+++	20,933.41
63020	Utilities- Intersect Lighting	.00	.00	.00	.00	824,804.37	.00	(824,804.37)	+++	1,363,856.87
63040	Fuel- Vehicles	300,000.00	.00	300,000.00	22,164.21	198,129.92	143,599.33	(41,729.25)	114	62.79
70070	Automotive Equipment	1,725,000.00	.00	1,725,000.00	.00	739,289.00	815,159.60	170,551.40	90	.00
70110	Machinery and Equipment	1,210,000.00	.00	1,210,000.00	18,510.38	925,879.99	18,510.38	265,609.63	78	.00
72010	Building Improvements	145,000.00	.00	145,000.00	.00	.00	.00	145,000.00	0	.00
73000	Road Construction	1,059,000.00	.00	1,059,000.00	.00	1,018,000.00	.00	41,000.00	96	759,860.15
74010	Highway Right of Way	200,000.00	.00	200,000.00	.00	.00	.00	200,000.00	0	.00
	EXPENSE TOTALS	$20,323,347.00	$0.00	$20,323,347.00	$690,993.22	$15,010,639.25	$2,804,455.40	$2,508,252.35	88%	$8,910,379.24
	Fund **304 - Motor Fuel Local Option** Totals									
	REVENUE TOTALS	20,323,347.00	.00	20,323,347.00	797,372.74	.00	3,763,463.75	16,559,883.25	19%	12,044,169.33
	EXPENSE TOTALS	20,323,347.00	.00	20,323,347.00	690,993.22	15,010,639.25	2,804,455.40	2,508,252.35	88%	8,910,379.24
	Fund **304 - Motor Fuel Local Option** Totals	$0.00	$0.00	$0.00	$106,379.52	($15,010,639.25)	$959,008.35	$14,051,630.90		$3,133,790.09

Budget Performance Report

Fiscal Year to Date 05/31/26

Include Rollup Account and Rollup to Account

Account	Account Description	Adopted Budget	Budget Amendments	Amended Budget	Current Month Transactions	YTD Encumbrances	YTD Transactions	Budget - YTD Transactions	% Used/ Rec'd	Prior Year Total
Fund **305 - Transportation Sales Tax**										
REVENUE										
30105	Sales Tax- RTA	13,707,499.00	.00	13,707,499.00	1,036,658.65	.00	4,822,049.28	8,885,449.72	35	21,700,505.82
33902	Grants - State Government	1,760,000.00	.00	1,760,000.00	.00	.00	.00	1,760,000.00	0	.00
33903	Grants - Federal Government	1,600,000.00	.00	1,600,000.00	.00	.00	317,317.86	1,282,682.14	20	.00
37150	KDOT Service Reimbursement - Federal	.00	.00	.00	.00	.00	.00	.00	+++	1,864,379.06
37151	KDOT Service Reimbursement - State	.00	.00	.00	.00	.00	3,419,173.60	(3,419,173.60)	+++	7,922,827.35
37152	KDOT Service Reimbursement - Other	1,200,000.00	.00	1,200,000.00	.00	.00	2,281,488.78	(1,081,488.78)	190	611,378.37
37900	Miscellaneous Reimbursement	.00	.00	.00	.00	.00	500.00	(500.00)	+++	225.00
38000	Investment Income	1,425,696.00	.00	1,425,696.00	.00	.00	1,199,863.62	225,832.38	84	4,293,326.52
38530	Auction Sales	.00	.00	.00	.00	.00	65,520.00	(65,520.00)	+++	61,767.80
39540	Transfer From Transportation Capital Fund 540	.00	.00	.00	.00	.00	.00	.00	+++	628.58
39900	Fund Balance Utilization	19,907,659.00	.00	19,907,659.00	.00	.00	.00	19,907,659.00	0	.00
	REVENUE TOTALS	$39,600,854.00	$0.00	$39,600,854.00	$1,036,658.65	$0.00	$12,105,913.14	$27,494,940.86	31%	$36,455,038.50
EXPENSE										
50140	Engineering Services	10,666,214.00	.00	10,666,214.00	243,547.20	9,063,990.14	578,281.88	1,023,941.98	90	3,227,391.14
50150	Contractual/Consulting Services	3,750.00	.00	3,750.00	.00	.00	.00	3,750.00	0	41,500.00
52040	Repairs and Maintenance- Bridges	.00	.00	.00	.00	.00	.00	.00	+++	408,713.92
52070	Repairs and Maint- Pavement Mark	.00	.00	.00	.00	.00	.00	.00	+++	287,104.79
52080	Repairs and Maint- Resurfacing	2,000,000.00	.00	2,000,000.00	.00	.00	.00	2,000,000.00	0	.00
52280	Pavement Preservation	.00	.00	.00	.00	.00	.00	.00	+++	655,964.14
55010	External Grants	3,179,200.00	.00	3,179,200.00	389,515.85	2,930,525.61	657,590.70	(408,916.31)	113	2,219,074.24
56030	Transportation	800.00	.00	800.00	.00	800.00	.00	.00	100	.00
73000	Road Construction	21,152,590.00	.00	21,152,590.00	87,853.82	19,980,031.88	(451,464.25)	1,624,022.37	92	4,892,253.10
73010	Bridge Construction	25,000.00	.00	25,000.00	.00	182,705.76	.00	(157,705.76)	731	29,617.51
74010	Highway Right of Way	2,573,300.00	.00	2,573,300.00	247,164.00	.00	301,389.00	2,271,911.00	12	434,794.03
99624	Transfer to Longmeadow Debt Service Fund 624	.00	.00	.00	.00	.00	.00	.00	+++	3,592,427.79
	EXPENSE TOTALS	$39,600,854.00	$0.00	$39,600,854.00	$968,080.87	$32,158,053.39	$1,085,797.33	$6,357,003.28	84%	$15,788,840.66
	Fund **305 - Transportation Sales Tax** Totals									
	REVENUE TOTALS	39,600,854.00	.00	39,600,854.00	1,036,658.65	.00	12,105,913.14	27,494,940.86	31%	36,455,038.50
	EXPENSE TOTALS	39,600,854.00	.00	39,600,854.00	968,080.87	32,158,053.39	1,085,797.33	6,357,003.28	84%	15,788,840.66
	Fund **305 - Transportation Sales Tax** Totals	$0.00	$0.00	$0.00	$68,577.78	($32,158,053.39)	$11,020,115.81	$21,137,937.58		$20,666,197.84
Fund **349 - Opioid Settlement Fund**										
REVENUE										
38000	Investment Income	15,536.00	.00	15,536.00	.00	.00	40,618.62	(25,082.62)	261	145,542.05
38555	Opioid Settlement	1,500,000.00	.00	1,500,000.00	98,387.83	.00	178,890.81	1,321,109.19	12	2,098,881.20
39900	Fund Balance Utilization	484,464.00	.00	484,464.00	.00	.00	.00	484,464.00	0	.00
	REVENUE TOTALS	$2,000,000.00	$0.00	$2,000,000.00	$98,387.83	$0.00	$219,509.43	$1,780,490.57	11%	$2,244,423.25
EXPENSE										
50150	Contractual/Consulting Services	1,000,000.00	.00	1,000,000.00	.00	.00	.00	1,000,000.00	0	.00

Budget Performance Report

Fiscal Year to Date 05/31/26

Include Rollup Account and Rollup to Account

Account	Account Description	Adopted Budget	Budget Amendments	Amended Budget	Current Month Transactions	YTD Encumbrances	YTD Transactions	Budget - YTD Transactions	% Used/ Rec'd	Prior Year Total
Fund **349 - Opioid Settlement Fund**										
EXPENSE										
55010	External Grants	.00	.00	.00	.00	.00	.00	.00	+++	300,000.00
72010	Building Improvements	1,000,000.00	.00	1,000,000.00	.00	48,733.11	728,970.09	222,296.80	78	474,646.80
	EXPENSE TOTALS	$2,000,000.00	$0.00	$2,000,000.00	$0.00	$48,733.11	$728,970.09	$1,222,296.80	39%	$774,646.80
	Fund **349 - Opioid Settlement Fund** Totals									
	REVENUE TOTALS	2,000,000.00	.00	2,000,000.00	98,387.83	.00	219,509.43	1,780,490.57	11%	2,244,423.25
	EXPENSE TOTALS	2,000,000.00	.00	2,000,000.00	.00	48,733.11	728,970.09	1,222,296.80	39%	774,646.80
	Fund **349 - Opioid Settlement Fund** Totals	$0.00	$0.00	$0.00	$98,387.83	($48,733.11)	($509,460.66)	$558,193.77		$1,469,776.45
Fund **350 - County Health**										
REVENUE										
30000	Property Taxes	1,972,455.00	.00	1,972,455.00	92,466.29	.00	93,948.29	1,878,506.71	5	1,968,457.00
30005	Property Tax Revenue Recapture	.00	.00	.00	.00	.00	.00	.00	+++	8,166.97
30170	TIF Distribution Tax	.00	.00	.00	.00	.00	.00	.00	+++	2,854.36
31330	Well Permits	41,000.00	.00	41,000.00	840.00	.00	11,825.00	29,175.00	29	34,690.00
31340	Septic Permits	35,000.00	.00	35,000.00	1,825.00	.00	11,748.00	23,252.00	34	38,650.00
31400	Food Permits	1,708,410.00	.00	1,708,410.00	30,796.75	.00	1,658,946.53	49,463.47	97	1,743,275.19
32005	Greater IL Violence Prevention Council	128,691.00	.00	128,691.00	6,991.39	.00	24,226.72	104,464.28	19	76,107.07
32012	MRC-RISE Grant	.00	.00	.00	.00	.00	.00	.00	+++	10,000.00
32366	COVID-19 Vaccination Grant (C19VG)	.00	.00	.00	11,655.78	.00	11,655.78	(11,655.78)	+++	.00
32373	Early Childhood Mental Health Consultation Program	.00	.00	.00	.00	.00	13,636.60	(13,636.60)	+++	.00
32374	State Opioid Response (SOR) Grant	475,000.00	.00	475,000.00	18,567.21	.00	65,559.32	409,440.68	14	762,103.83
32376	Medical Reserve Corp Grant (MRC)	.00	.00	.00	.00	.00	.00	.00	+++	(819.67)
32400	IDHS Early Child Network Grant	180,000.00	.00	180,000.00	19,106.90	.00	63,876.18	116,123.82	35	178,318.45
32410	IDHS Family Case Mgmt Grant	.00	.00	.00	.00	.00	.00	.00	+++	55,093.43
32460	IDPH Preparedness Grant	246,057.00	.00	246,057.00	65,046.56	.00	128,640.97	117,416.03	52	231,198.09
32470	IDPH Lead Poison Case Mgmt Grant	271,500.00	.00	271,500.00	107,996.91	.00	211,185.60	60,314.40	78	167,515.10
32490	IDPH Cities Readiness Grant	93,410.00	.00	93,410.00	26,762.37	.00	44,976.98	48,433.02	48	104,023.00
32520	IDPH Local Health Protect Grant	510,000.00	.00	510,000.00	.00	.00	248,496.63	261,503.37	49	373,455.34
32540	IDPH Potable Water Supply Grant	11,000.00	.00	11,000.00	.00	.00	4,575.49	6,424.51	42	10,312.50
32570	IDPH Tanning Protection Grant	1,400.00	.00	1,400.00	.00	.00	200.00	1,200.00	14	1,200.00
32590	IDPH IL Tobacco Free Comm Grant	157,250.00	.00	157,250.00	.00	.00	33,736.07	123,513.93	21	190,029.71
32600	IDPH Tobacco Reality IL Grant	.00	.00	.00	50,610.78	.00	50,610.78	(50,610.78)	+++	.00
32630	IDPH West Nile Virus Prev Grant	84,383.00	.00	84,383.00	9,112.84	.00	14,236.00	70,147.00	17	17,950.01
32699	Firearm Safe Storage (FASS) Grant	48,700.00	.00	48,700.00	12,769.15	.00	32,531.13	16,168.87	67	27,549.61
32702	Family-Run Organization (FRO)	500,000.00	.00	500,000.00	.00	.00	.00	500,000.00	0	150,000.00
32703	Adapt of Project Firstline Tools & Res NACCHO	.00	.00	.00	.00	.00	.00	.00	+++	200,000.00
32777	Respiratory Surveil & Outbreak Response (RSOR)	.00	.00	.00	.00	.00	39,260.62	(39,260.62)	+++	2,043.60
32875	TB Grant - Supplement	26,200.00	.00	26,200.00	.00	.00	12,867.95	13,332.05	49	.00
33893	Early Childhood Mental Health GEER Grant	383,160.00	.00	383,160.00	30,801.80	.00	133,008.90	250,151.10	35	434,583.87

Budget Performance Report

Fiscal Year to Date 05/31/26

Include Rollup Account and Rollup to Account

Account	Account Description	Adopted Budget	Budget Amendments	Amended Budget	Current Month Transactions	YTD Encumbrances	YTD Transactions	Budget - YTD Transactions	% Used/ Rec'd	Prior Year Total
Fund **350 - County Health**										
REVENUE										
33899	Childrens Mental Health Initiative Grant	25,000.00	.00	25,000.00	.00	.00	.00	25,000.00	0	150,000.00
33903	Grants - Federal Government	.00	.00	.00	.00	.00	.00	.00	+++	10,000.00
34970	Food Plan Review Fees	67,000.00	.00	67,000.00	2,426.00	.00	22,427.00	44,573.00	33	66,946.75
34990	Non-Compliance Well Fees	550.00	.00	550.00	.00	.00	140.00	410.00	25	.00
35130	Immunization Fees	5,400.00	.00	5,400.00	.00	.00	.00	5,400.00	0	.00
35140	TB Test Fees	4,000.00	.00	4,000.00	.00	.00	.00	4,000.00	0	.00
35160	TB Office Visit Fees	.00	.00	.00	.00	.00	.00	.00	+++	400.00
35310	Non-Community Well Inspection Fees	8,500.00	.00	8,500.00	100.00	.00	1,760.00	6,740.00	21	7,980.00
35320	Tanning Fees	1,500.00	.00	1,500.00	.00	.00	65.00	1,435.00	4	425.00
35900	Miscellaneous Fees	10,395.00	.00	10,395.00	.00	.00	117.17	10,277.83	1	12,136.00
37390	Chest X-Ray IHFS Reimbursement	.00	.00	.00	.00	.00	100.00	(100.00)	+++	.00
37400	TB Tests IHFS Reimbursement	.00	.00	.00	640.00	.00	3,200.00	(3,200.00)	+++	3,795.00
37410	TB Office Vst IHFS Reimbursement	.00	.00	.00	800.00	.00	3,500.00	(3,500.00)	+++	5,085.00
37440	Radon Kits Reimbursement	350.00	.00	350.00	60.00	.00	525.00	(175.00)	150	705.00
37595	Medical Billing	10,640.00	.00	10,640.00	226.35	.00	2,475.42	8,164.58	23	10,971.34
37900	Miscellaneous Reimbursement	20,285.00	.00	20,285.00	.00	.00	.00	20,285.00	0	.00
38000	Investment Income	302,934.00	.00	302,934.00	.00	.00	108,270.36	194,663.64	36	437,355.65
38900	Miscellaneous Other	.00	.00	.00	8,198.78	.00	12,850.28	(12,850.28)	+++	5,548.58
39900	Fund Balance Utilization	2,807,641.00	441,870.00	3,249,511.00	.00	.00	.00	3,249,511.00	0	.00
	REVENUE TOTALS	$10,137,811.00	$441,870.00	$10,579,681.00	$497,800.86	$0.00	$3,065,179.77	$7,514,501.23	29%	$7,498,105.78
EXPENSE										
40000	Salaries and Wages	5,248,231.00	74,323.00	5,322,554.00	397,003.00	.00	2,331,231.77	2,991,322.23	44	4,593,308.80
40200	Overtime Salaries	.00	.00	.00	1,181.20	.00	3,762.91	(3,762.91)	+++	.00
45000	Healthcare Contribution	1,191,008.00	.00	1,191,008.00	86,180.52	.00	501,937.39	689,070.61	42	946,823.86
45010	Dental Contribution	31,453.00	.00	31,453.00	2,227.70	.00	12,593.21	18,859.79	40	23,377.39
45100	FICA/SS Contribution	397,258.00	5,686.00	402,944.00	28,860.42	.00	169,929.70	233,014.30	42	333,575.05
45200	IMRF Contribution	284,328.00	4,861.00	289,189.00	24,600.04	.00	143,962.54	145,226.46	50	238,507.25
50010	Contract Employees	.00	.00	.00	.00	.00	.00	.00	+++	277.23
50150	Contractual/Consulting Services	1,010,907.00	.00	1,010,907.00	51,615.71	28,973.65	272,051.05	709,882.30	30	709,092.50
50340	Software Licensing Cost	313,418.00	.00	313,418.00	7,213.00	.00	60,842.86	252,575.14	19	71,529.58
50470	X-Rays	1,000.00	.00	1,000.00	.00	.00	.00	1,000.00	0	.00
50500	Lab Services	12,500.00	.00	12,500.00	182.00	494.00	3,216.00	8,790.00	30	1,985.60
52000	Disposal and Water Softener Srvs	5,400.00	.00	5,400.00	180.93	.00	1,569.81	3,830.19	29	3,490.99
52010	Janitorial Services	9,720.00	.00	9,720.00	2,532.00	.00	15,767.00	(6,047.00)	162	12,502.00
52110	Repairs and Maint- Buildings	43,902.00	.00	43,902.00	5,813.59	.00	6,233.59	37,668.41	14	17,026.21
52120	Repairs and Maint- Grounds	3,500.00	.00	3,500.00	.00	.00	.00	3,500.00	0	.00
52180	Building Space Rental	24,882.00	.00	24,882.00	571.06	.00	5,148.32	19,733.68	21	15,826.16
52230	Repairs and Maint- Vehicles	6,200.00	.00	6,200.00	180.96	.00	2,261.44	3,938.56	36	6,078.22
52240	Repairs and Maint- Office Equip	17,100.00	.00	17,100.00	1,786.32	.00	8,087.01	9,012.99	47	15,110.63

Budget Performance Report

Fiscal Year to Date 05/31/26

Include Rollup Account and Rollup to Account

Account	Account Description	Adopted Budget	Budget Amendments	Amended Budget	Current Month Transactions	YTD Encumbrances	YTD Transactions	Budget - YTD Transactions	% Used/ Rec'd	Prior Year Total
Fund **350 - County Health**										
EXPENSE										
53000	Liability Insurance	195,227.00	.00	195,227.00	.00	.00	.00	195,227.00	0	200,259.00
53010	Workers Compensation	90,845.00	.00	90,845.00	.00	.00	.00	90,845.00	0	88,261.00
53020	Unemployment Claims	3,141.00	.00	3,141.00	.00	.00	.00	3,141.00	0	2,700.00
53040	General Advertising	2,500.00	.00	2,500.00	.00	.00	188.60	2,311.40	8	.00
53100	Conferences and Meetings	27,275.00	.00	27,275.00	380.00	725.00	290.00	26,260.00	4	7,207.24
53110	Employee Training	56,373.00	.00	56,373.00	1,991.24	15,319.38	19,346.78	21,706.84	61	48,958.45
53120	Employee Mileage Expense	61,029.00	.00	61,029.00	2,985.80	.00	25,283.16	35,745.84	41	50,358.22
53130	General Association Dues	24,500.00	.00	24,500.00	1,959.43	.00	14,638.68	9,861.32	60	25,322.25
55000	Miscellaneous Contractual Exp	.00	.00	.00	.00	.00	.00	.00	+++	2,240.60
55050	Grant Services	.00	.00	.00	.00	.00	.00	.00	+++	13,547.91
60000	Office Supplies	36,275.00	.00	36,275.00	457.00	453.75	2,131.42	33,689.83	7	10,613.62
60010	Operating Supplies	397,141.00	.00	397,141.00	86,834.61	33,488.22	185,606.46	178,046.32	55	225,429.66
60050	Books and Subscriptions	17,740.00	.00	17,740.00	1,289.95	.00	13,610.35	4,129.65	77	2,379.39
60060	Computer Software- Non Capital	102,168.00	.00	102,168.00	.00	.00	446.83	101,721.17	0	52.88
60070	Computer Hardware- Non Capital	63,600.00	.00	63,600.00	.00	.00	9,576.00	54,024.00	15	25,383.88
60160	Cleaning Supplies	500.00	.00	500.00	298.88	.00	298.88	201.12	60	.00
60250	Medical Supplies and Drugs	32,600.00	.00	32,600.00	75.68	7,602.84	6,312.99	18,684.17	43	26,978.07
60490	Equipment < $1000	.00	.00	.00	.00	.00	.00	.00	+++	300.00
63010	Utilities- Electric	7,766.00	.00	7,766.00	87.16	.00	739.85	7,026.15	10	2,423.73
63040	Fuel- Vehicles	9,300.00	.00	9,300.00	916.38	.00	1,686.23	7,613.77	18	3,579.89
64000	Telephone	106,181.00	.00	106,181.00	.00	120.00	.00	106,061.00	0	100,397.19
70120	Special Purpose Equipment	24,675.00	.00	24,675.00	.00	.00	24,675.00	.00	100	24,675.00
72010	Building Improvements	.00	357,000.00	357,000.00	.00	357,000.00	.00	.00	100	100.00
72130	Buildings- Health	.00	.00	.00	.00	.00	.00	.00	+++	76,564.08
99001	Transfer to General Fund 001	278,168.00	.00	278,168.00	.00	.00	278,168.00	.00	100	250,253.00
	EXPENSE TOTALS	$10,137,811.00	$441,870.00	$10,579,681.00	$707,404.58	$444,176.84	$4,121,593.83	$6,013,910.33	43%	$8,176,496.53
	Fund **350 - County Health** Totals									
	REVENUE TOTALS	10,137,811.00	441,870.00	10,579,681.00	497,800.86	.00	3,065,179.77	7,514,501.23	29%	7,498,105.78
	EXPENSE TOTALS	10,137,811.00	441,870.00	10,579,681.00	707,404.58	444,176.84	4,121,593.83	6,013,910.33	43%	8,176,496.53
	Fund **350 - County Health** Totals	$0.00	$0.00	$0.00	($209,603.72)	($444,176.84)	($1,056,414.06)	$1,500,590.90		($678,390.75)
Fund **351 - Kane Kares**										
REVENUE										
32760	Kane Kares- ISBE Grant	303,378.00	.00	303,378.00	.00	.00	135,550.00	167,828.00	45	265,344.00
33640	MIECHVP Grant	120,076.00	.00	120,076.00	11,184.82	.00	43,029.50	77,046.50	36	107,760.72
38000	Investment Income	14,123.00	.00	14,123.00	.00	.00	12,165.30	1,957.70	86	47,460.96
38900	Miscellaneous Other	.00	.00	.00	.00	.00	.00	.00	+++	20.00
39120	Transfer from Grand Victoria Casino Elgin Fund 120	213,229.00	.00	213,229.00	.00	.00	213,229.00	.00	100	213,229.00
39900	Fund Balance Utilization	68,450.00	.00	68,450.00	.00	.00	.00	68,450.00	0	.00

Budget Performance Report

Fiscal Year to Date 05/31/26

Include Rollup Account and Rollup to Account

Account	Account Description	Adopted Budget	Budget Amendments	Amended Budget	Current Month Transactions	YTD Encumbrances	YTD Transactions	Budget - YTD Transactions	% Used/ Rec'd	Prior Year Total
Fund **351 - Kane Kares**										
	REVENUE TOTALS	$719,256.00	$0.00	$719,256.00	$11,184.82	$0.00	$403,973.80	$315,282.20	56%	$633,814.68
EXPENSE										
40000	Salaries and Wages	.00	.00	.00	.00	.00	72,840.40	(72,840.40)	+++	339,284.88
45000	Healthcare Contribution	.00	.00	.00	.00	.00	17,785.45	(17,785.45)	+++	84,761.69
45010	Dental Contribution	.00	.00	.00	.00	.00	582.06	(582.06)	+++	2,297.84
45100	FICA/SS Contribution	.00	.00	.00	.00	.00	5,307.89	(5,307.89)	+++	24,727.94
45200	IMRF Contribution	.00	.00	.00	.00	.00	4,613.28	(4,613.28)	+++	17,585.06
50150	Contractual/Consulting Services	664,902.00	.00	664,902.00	2,200.00	.00	11,644.00	653,258.00	2	14,120.00
52180	Building Space Rental	7,837.00	.00	7,837.00	944.88	.00	8,518.49	(681.49)	109	26,186.16
53000	Liability Insurance	.00	.00	.00	.00	.00	.00	.00	+++	49.00
53010	Workers Compensation	.00	.00	.00	.00	.00	.00	.00	+++	6,817.00
53110	Employee Training	11,272.00	.00	11,272.00	20.00	725.00	1,436.03	9,110.97	19	11,067.92
53120	Employee Mileage Expense	5,420.00	.00	5,420.00	333.88	.00	1,205.60	4,214.40	22	2,559.90
60010	Operating Supplies	10,739.00	.00	10,739.00	3,314.92	.00	4,021.55	6,717.45	37	50,484.30
99001	Transfer to General Fund 001	19,086.00	.00	19,086.00	.00	.00	19,086.00	.00	100	17,708.00
	EXPENSE TOTALS	$719,256.00	$0.00	$719,256.00	$6,813.68	$725.00	$147,040.75	$571,490.25	21%	$597,649.69
	Fund **351 - Kane Kares** Totals									
	REVENUE TOTALS	719,256.00	.00	719,256.00	11,184.82	.00	403,973.80	315,282.20	56%	633,814.68
	EXPENSE TOTALS	719,256.00	.00	719,256.00	6,813.68	725.00	147,040.75	571,490.25	21%	597,649.69
	Fund **351 - Kane Kares** Totals	$0.00	$0.00	$0.00	$4,371.14	($725.00)	$256,933.05	($256,208.05)		$36,164.99
Fund **355 - American Rescue Plan**										
REVENUE										
32910	American Rescue Plan Grant	.00	.00	.00	.00	.00	.00	.00	+++	24,322,302.07
38000	Investment Income	933,045.00	.00	933,045.00	.00	.00	180,011.87	753,033.13	19	1,777,191.42
39900	Fund Balance Utilization	25,401,138.00	16,160.00	25,417,298.00	.00	.00	.00	25,417,298.00	0	.00
	REVENUE TOTALS	$26,334,183.00	$16,160.00	$26,350,343.00	$0.00	$0.00	$180,011.87	$26,170,331.13	1%	$26,099,493.49
EXPENSE										
40000	Salaries and Wages	712,660.00	14,152.00	726,812.00	42,113.23	.00	316,973.30	409,838.70	44	726,892.74
40200	Overtime Salaries	.00	.00	.00	.00	.00	.00	.00	+++	75.47
45000	Healthcare Contribution	118,591.00	.00	118,591.00	8,851.66	.00	61,582.17	57,008.83	52	130,139.73
45010	Dental Contribution	3,501.00	.00	3,501.00	268.36	.00	1,819.16	1,681.84	52	3,776.67
45100	FICA/SS Contribution	54,533.00	1,083.00	55,616.00	3,048.38	.00	23,137.45	32,478.55	42	53,254.04
45200	IMRF Contribution	39,122.00	925.00	40,047.00	2,585.84	.00	19,047.70	20,999.30	48	36,260.48
50020	Special Studies	190,548.00	.00	190,548.00	.00	.00	.00	190,548.00	0	6,100.53
50150	Contractual/Consulting Services	9,171,500.00	.00	9,171,500.00	478,570.41	3,922,539.51	2,903,557.00	2,345,403.49	74	8,726,978.44
50620	Counseling Services	572,000.00	.00	572,000.00	26,843.75	.00	99,975.00	472,025.00	17	190,412.50
53000	Liability Insurance	26,584.00	.00	26,584.00	.00	.00	.00	26,584.00	0	5,150.50
53010	Workers Compensation	12,334.00	.00	12,334.00	.00	.00	.00	12,334.00	0	10,442.07
53020	Unemployment Claims	430.00	.00	430.00	.00	.00	.00	430.00	0	70.91

Budget Performance Report

Fiscal Year to Date 05/31/26

Include Rollup Account and Rollup to Account

Account	Account Description	Adopted Budget	Budget Amendments	Amended Budget	Current Month Transactions	YTD Encumbrances	YTD Transactions	Budget - YTD Transactions	% Used/ Rec'd	Prior Year Total
Fund **355 - American Rescue Plan**										
EXPENSE										
55010	External Grants	1,149,035.00	.00	1,149,035.00	130,010.00	2,150,866.76	726,413.34	(1,728,245.10)	250	2,697,592.68
55012	General Donations	.00	.00	.00	866.09	.00	1,640.96	(1,640.96)	+++	160,891.24
56030	Transportation	.00	.00	.00	.00	.00	.00	.00	+++	97.76
60000	Office Supplies	500.00	.00	500.00	.00	.00	.00	500.00	0	300.65
60010	Operating Supplies	9,000.00	.00	9,000.00	8,087.68	5,429.97	23,746.74	(20,176.71)	324	64,639.30
60070	Computer Hardware- Non Capital	2,000.00	.00	2,000.00	.00	.00	.00	2,000.00	0	.00
64000	Telephone	.00	.00	.00	.00	.00	.00	.00	+++	824.55
64010	Cellular Phone	.00	.00	.00	.00	.00	.00	.00	+++	774.65
70000	Computers	1,418,650.00	.00	1,418,650.00	.00	1,060,637.92	389,126.20	(31,114.12)	102	919,671.16
70040	Mobile Data Units	.00	.00	.00	.00	.00	.00	.00	+++	758,613.00
70120	Special Purpose Equipment	83,299.00	.00	83,299.00	39,358.48	882,567.95	153,802.21	(953,071.16)	1244	394,907.94
72010	Building Improvements	10,893,380.00	.00	10,893,380.00	513,768.67	5,019,544.95	3,046,021.63	2,827,813.42	74	9,422,823.06
85000	Allowance for Budget Expense	.00	.00	.00	.00	25,750.00	.00	(25,750.00)	+++	.00
99001	Transfer to General Fund 001	1,876,516.00	.00	1,876,516.00	.00	.00	1,876,516.00	.00	100	1,761,612.00
99650	Transfer to Enterprise Surcharge Fund 650	.00	.00	.00	.00	.00	.00	.00	+++	187,483.64
	EXPENSE TOTALS	$26,334,183.00	$16,160.00	$26,350,343.00	$1,254,372.55	$13,067,337.06	$9,643,358.86	$3,639,647.08	86%	$26,259,785.71
	Fund **355 - American Rescue Plan** Totals									
	REVENUE TOTALS	26,334,183.00	16,160.00	26,350,343.00	.00	.00	180,011.87	26,170,331.13	1%	26,099,493.49
	EXPENSE TOTALS	26,334,183.00	16,160.00	26,350,343.00	1,254,372.55	13,067,337.06	9,643,358.86	3,639,647.08	86%	26,259,785.71
	Fund **355 - American Rescue Plan** Totals	$0.00	$0.00	$0.00	($1,254,372.55)	($13,067,337.06)	($9,463,346.99)	$22,530,684.05		($160,292.22)
Fund **356 - ARP Recoupment of Lost Revenue**										
REVENUE										
38000	Investment Income	168,098.00	.00	168,098.00	.00	.00	(45.47)	168,143.47	0	242,336.90
39900	Fund Balance Utilization	1,484,402.00	.00	1,484,402.00	.00	.00	.00	1,484,402.00	0	.00
	REVENUE TOTALS	$1,652,500.00	$0.00	$1,652,500.00	$0.00	$0.00	($45.47)	$1,652,545.47	0%	$242,336.90
EXPENSE										
50020	Special Studies	.00	.00	.00	23,200.25	143,589.73	121,737.34	(265,327.07)	+++	194,444.36
99001	Transfer to General Fund 001	1,652,500.00	.00	1,652,500.00	.00	.00	1,652,500.00	.00	100	3,532,500.00
	EXPENSE TOTALS	$1,652,500.00	$0.00	$1,652,500.00	$23,200.25	$143,589.73	$1,774,237.34	($265,327.07)	116%	$3,726,944.36
	Fund **356 - ARP Recoupment of Lost Revenue** Totals									
	REVENUE TOTALS	1,652,500.00	.00	1,652,500.00	.00	.00	(45.47)	1,652,545.47	0%	242,336.90
	EXPENSE TOTALS	1,652,500.00	.00	1,652,500.00	23,200.25	143,589.73	1,774,237.34	(265,327.07)	116%	3,726,944.36
	Fund **356 - ARP Recoupment of Lost Revenue** Totals	$0.00	$0.00	$0.00	($23,200.25)	($143,589.73)	($1,774,282.81)	$1,917,872.54		($3,484,607.46)
Fund **380 - Veterans' Commission**										
REVENUE										
30000	Property Taxes	568,728.00	.00	568,728.00	26,660.23	.00	27,078.19	541,649.81	5	555,157.00
30005	Property Tax Revenue Recapture	.00	.00	.00	.00	.00	.00	.00	+++	2,292.68

Budget Performance Report

Fiscal Year to Date 05/31/26

Include Rollup Account and Rollup to Account

Account	Account Description	Adopted Budget	Budget Amendments	Amended Budget	Current Month Transactions	YTD Encumbrances	YTD Transactions	Budget - YTD Transactions	% Used/ Rec'd	Prior Year Total
Fund **380 - Veterans' Commission**										
REVENUE										
30170	TIF Distribution Tax	.00	.00	.00	.00	.00	.00	.00	+++	441.81
38000	Investment Income	19,772.00	.00	19,772.00	.00	.00	8,846.81	10,925.19	45	40,227.02
38900	Miscellaneous Other	.00	.00	.00	.00	.00	.00	.00	+++	105.00
39900	Fund Balance Utilization	124,691.00	.00	124,691.00	.00	.00	.00	124,691.00	0	.00
	REVENUE TOTALS	$713,191.00	$0.00	$713,191.00	$26,660.23	$0.00	$35,925.00	$677,266.00	5%	$598,223.51
EXPENSE										
40000	Salaries and Wages	430,810.00	.00	430,810.00	33,018.47	.00	206,365.52	224,444.48	48	424,051.97
45000	Healthcare Contribution	78,369.00	.00	78,369.00	3,457.88	.00	21,035.05	57,333.95	27	67,097.40
45010	Dental Contribution	2,706.00	.00	2,706.00	165.44	.00	1,004.12	1,701.88	37	2,594.36
45100	FICA/SS Contribution	32,964.00	.00	32,964.00	2,439.13	.00	15,275.42	17,688.58	46	30,554.07
45200	IMRF Contribution	28,177.00	.00	28,177.00	2,085.20	.00	12,974.61	15,202.39	46	21,733.58
50160	Legal Services	50,000.00	.00	50,000.00	29.00	.00	29.00	49,971.00	0	1,001.50
52140	Repairs and Maint- Copiers	286.00	.00	286.00	.00	.00	.00	286.00	0	218.01
53000	Liability Insurance	16,070.00	.00	16,070.00	.00	.00	.00	16,070.00	0	15,552.00
53010	Workers Compensation	7,456.00	.00	7,456.00	.00	.00	.00	7,456.00	0	7,254.00
53020	Unemployment Claims	259.00	.00	259.00	.00	.00	.00	259.00	0	210.00
53060	General Printing	352.00	.00	352.00	.00	.00	.00	352.00	0	131.50
53100	Conferences and Meetings	2,014.00	.00	2,014.00	376.20	.00	1,745.76	268.24	87	1,133.12
53110	Employee Training	14,072.00	.00	14,072.00	1,136.20	.00	2,856.20	11,215.80	20	8,925.53
53120	Employee Mileage Expense	1,141.00	.00	1,141.00	61.63	.00	972.80	168.20	85	598.00
53130	General Association Dues	450.00	.00	450.00	.00	.00	200.00	250.00	44	840.00
55000	Miscellaneous Contractual Exp	24,000.00	.00	24,000.00	.00	.00	.00	24,000.00	0	.00
60000	Office Supplies	500.00	.00	500.00	69.30	.00	1,500.12	(1,000.12)	300	946.94
60050	Books and Subscriptions	347.00	.00	347.00	.00	.00	320.31	26.69	92	.00
60060	Computer Software- Non Capital	4,960.00	.00	4,960.00	.00	.00	.00	4,960.00	0	.00
60070	Computer Hardware- Non Capital	.00	.00	.00	.00	.00	588.85	(588.85)	+++	.00
60570	Office Furniture - Non-Capital	.00	.00	.00	.00	.00	.00	.00	+++	359.12
64000	Telephone	2,133.00	.00	2,133.00	.00	.00	.00	2,133.00	0	2,025.56
64010	Cellular Phone	480.00	.00	480.00	.00	.00	.00	480.00	0	432.12
99001	Transfer to General Fund 001	15,645.00	.00	15,645.00	.00	.00	15,645.00	.00	100	14,515.00
	EXPENSE TOTALS	$713,191.00	$0.00	$713,191.00	$42,838.45	$0.00	$280,512.76	$432,678.24	39%	$600,173.78
	Fund **380 - Veterans' Commission** Totals									
	REVENUE TOTALS	713,191.00	.00	713,191.00	26,660.23	.00	35,925.00	677,266.00	5%	598,223.51
	EXPENSE TOTALS	713,191.00	.00	713,191.00	42,838.45	.00	280,512.76	432,678.24	39%	600,173.78
	Fund **380 - Veterans' Commission** Totals	$0.00	$0.00	$0.00	($16,178.22)	$0.00	($244,587.76)	$244,587.76		($1,950.27)
Fund **385 - IL Counties Information Mgmt**										
REVENUE										
38000	Investment Income	.00	.00	.00	.00	.00	3.24	(3.24)	+++	28.29

Budget Performance Report

Fiscal Year to Date 05/31/26

Include Rollup Account and Rollup to Account

Account	Account Description	Adopted Budget	Budget Amendments	Amended Budget	Current Month Transactions	YTD Encumbrances	YTD Transactions	Budget - YTD Transactions	% Used/ Rec'd	Prior Year Total
Fund **385 - IL Counties Information Mgmt**										
	REVENUE TOTALS	$0.00	$0.00	$0.00	$0.00	$0.00	$3.24	($3.24)	+++	$28.29
EXPENSE										
53100	Conferences and Meetings	.00	.00	.00	240.57	.00	240.57	(240.57)	+++	475.00
	EXPENSE TOTALS	$0.00	$0.00	$0.00	$240.57	$0.00	$240.57	($240.57)	+++	$475.00
	Fund **385 - IL Counties Information Mgmt** Totals									
	REVENUE TOTALS	.00	.00	.00	.00	.00	3.24	(3.24)	+++	28.29
	EXPENSE TOTALS	.00	.00	.00	240.57	.00	240.57	(240.57)	+++	475.00
	Fund **385 - IL Counties Information Mgmt** Totals	$0.00	$0.00	$0.00	($240.57)	$0.00	($237.33)	$237.33		($446.71)
Fund **390 - Web Technical Services**										
REVENUE										
38000	Investment Income	9,886.00	.00	9,886.00	.00	.00	10,038.95	(152.95)	102	30,155.83
39120	Transfer from Grand Victoria Casino Elgin Fund 120	306,500.00	.00	306,500.00	.00	.00	306,500.00	.00	100	292,500.00
39900	Fund Balance Utilization	15,114.00	.00	15,114.00	.00	.00	.00	15,114.00	0	.00
	REVENUE TOTALS	$331,500.00	$0.00	$331,500.00	$0.00	$0.00	$316,538.95	$14,961.05	95%	$322,655.83
EXPENSE										
50150	Contractual/Consulting Services	100,000.00	.00	100,000.00	1,594.95	.00	4,301.20	95,698.80	4	48,954.85
50340	Software Licensing Cost	221,500.00	.00	221,500.00	14,695.62	45,220.00	152,279.86	24,000.14	89	178,558.98
52130	Repairs and Maint- Computers	10,000.00	.00	10,000.00	.00	.00	1,196.12	8,803.88	12	5,728.45
	EXPENSE TOTALS	$331,500.00	$0.00	$331,500.00	$16,290.57	$45,220.00	$157,777.18	$128,502.82	61%	$233,242.28
	Fund **390 - Web Technical Services** Totals									
	REVENUE TOTALS	331,500.00	.00	331,500.00	.00	.00	316,538.95	14,961.05	95%	322,655.83
	EXPENSE TOTALS	331,500.00	.00	331,500.00	16,290.57	45,220.00	157,777.18	128,502.82	61%	233,242.28
	Fund **390 - Web Technical Services** Totals	$0.00	$0.00	$0.00	($16,290.57)	($45,220.00)	$158,761.77	($113,541.77)		$89,413.55
Fund **400 - Economic Development**										
REVENUE										
32205	DCEO-RISE Grant	.00	.00	.00	23,626.50	.00	25,880.46	(25,880.46)	+++	57,913.86
37900	Miscellaneous Reimbursement	.00	.00	.00	.00	.00	5,940.00	(5,940.00)	+++	24,920.14
38000	Investment Income	3,531.00	.00	3,531.00	.00	.00	32,855.10	(29,324.10)	930	39,715.17
39001	Transfer from General Fund 001	1,250,000.00	.00	1,250,000.00	.00	.00	1,250,000.00	.00	100	1,250,000.00
39120	Transfer from Grand Victoria Casino Elgin Fund 120	580,375.00	.00	580,375.00	.00	.00	580,375.00	.00	100	280,375.00
39900	Fund Balance Utilization	196,628.00	10,180.00	206,808.00	.00	.00	.00	206,808.00	0	.00
	REVENUE TOTALS	$2,030,534.00	$10,180.00	$2,040,714.00	$23,626.50	$0.00	$1,895,050.56	$145,663.44	93%	$1,652,924.17
EXPENSE										
40000	Salaries and Wages	355,813.00	8,915.00	364,728.00	24,714.59	.00	153,545.04	211,182.96	42	69,580.04
45000	Healthcare Contribution	59,289.00	.00	59,289.00	3,483.18	.00	20,443.32	38,845.68	34	15,321.64
45010	Dental Contribution	1,850.00	.00	1,850.00	99.94	.00	587.60	1,262.40	32	476.21
45100	FICA/SS Contribution	27,167.00	682.00	27,849.00	1,825.34	.00	11,199.58	16,649.42	40	5,210.25
45200	IMRF Contribution	23,273.00	583.00	23,856.00	1,560.51	.00	9,534.82	14,321.18	40	3,709.62

Budget Performance Report

Fiscal Year to Date 05/31/26

Include Rollup Account and Rollup to Account

Account	Account Description	Adopted Budget	Budget Amendments	Amended Budget	Current Month Transactions	YTD Encumbrances	YTD Transactions	Budget - YTD Transactions	% Used/ Rec'd	Prior Year Total
Fund **400 - Economic Development**										
EXPENSE										
50150	Contractual/Consulting Services	1,527,280.00	.00	1,527,280.00	121,790.43	842,140.28	613,055.87	72,083.85	95	1,362,324.84
53000	Liability Insurance	13,272.00	.00	13,272.00	.00	.00	.00	13,272.00	0	2,394.00
53010	Workers Compensation	6,159.00	.00	6,159.00	.00	.00	.00	6,159.00	0	1,119.00
53020	Unemployment Claims	214.00	.00	214.00	.00	.00	.00	214.00	0	33.00
53060	General Printing	500.00	.00	500.00	.00	.00	.00	500.00	0	94.30
53100	Conferences and Meetings	2,000.00	.00	2,000.00	760.42	.00	3,545.88	(1,545.88)	177	3,277.84
53120	Employee Mileage Expense	250.00	.00	250.00	72.79	.00	122.66	127.34	49	.00
53130	General Association Dues	6,000.00	.00	6,000.00	.00	.00	.00	6,000.00	0	.00
55000	Miscellaneous Contractual Exp	7,067.00	.00	7,067.00	.00	.00	.00	7,067.00	0	19,263.92
60000	Office Supplies	100.00	.00	100.00	.00	.00	.00	100.00	0	.00
60050	Books and Subscriptions	200.00	.00	200.00	.00	.00	.00	200.00	0	.00
60290	Photography Supplies	100.00	.00	100.00	.00	.00	.00	100.00	0	.00
99001	Transfer to General Fund 001	.00	.00	.00	.00	.00	.00	.00	+++	2,177.00
	EXPENSE TOTALS	$2,030,534.00	$10,180.00	$2,040,714.00	$154,307.20	$842,140.28	$812,034.77	$386,538.95	81%	$1,484,981.66
	Fund **400 - Economic Development** Totals									
	REVENUE TOTALS	2,030,534.00	10,180.00	2,040,714.00	23,626.50	.00	1,895,050.56	145,663.44	93%	1,652,924.17
	EXPENSE TOTALS	2,030,534.00	10,180.00	2,040,714.00	154,307.20	842,140.28	812,034.77	386,538.95	81%	1,484,981.66
	Fund **400 - Economic Development** Totals	$0.00	$0.00	$0.00	($130,680.70)	($842,140.28)	$1,083,015.79	($240,875.51)		$167,942.51
Fund **401 - Community Dev Block Program**										
REVENUE										
32170	CDBG Grant	1,267,188.00	.00	1,267,188.00	67,385.52	.00	435,548.85	831,639.15	34	691,184.97
37900	Miscellaneous Reimbursement	427,000.00	.00	427,000.00	60,000.00	.00	60,000.00	367,000.00	14	140,387.36
39900	Fund Balance Utilization	.00	8,013.00	8,013.00	.00	.00	.00	8,013.00	0	.00
	REVENUE TOTALS	$1,694,188.00	$8,013.00	$1,702,201.00	$127,385.52	$0.00	$495,548.85	$1,206,652.15	29%	$831,572.33
EXPENSE										
40000	Salaries and Wages	291,586.00	7,017.00	298,603.00	21,395.88	.00	123,380.52	175,222.48	41	122,436.09
45000	Healthcare Contribution	60,011.00	.00	60,011.00	4,252.74	.00	22,965.88	37,045.12	38	19,487.64
45010	Dental Contribution	2,006.00	.00	2,006.00	66.84	.00	343.02	1,662.98	17	414.42
45100	FICA/SS Contribution	22,294.00	537.00	22,831.00	1,563.74	.00	8,966.79	13,864.21	39	9,087.18
45200	IMRF Contribution	19,076.00	459.00	19,535.00	1,336.80	.00	7,631.31	11,903.69	39	6,467.04
50150	Contractual/Consulting Services	25,000.00	.00	25,000.00	.00	.00	.00	25,000.00	0	3,434.00
50340	Software Licensing Cost	514.00	.00	514.00	.00	.00	.00	514.00	0	.00
50590	Professional Services	101.00	.00	101.00	.00	.00	.00	101.00	0	57.85
52010	Janitorial Services	814.00	.00	814.00	.00	.00	.00	814.00	0	372.77
52110	Repairs and Maint- Buildings	231.00	.00	231.00	.00	.00	.00	231.00	0	56.66
52140	Repairs and Maint- Copiers	80.00	.00	80.00	.00	.00	.00	80.00	0	80.03
52180	Building Space Rental	.00	.00	.00	.00	.00	.00	.00	+++	2,972.83
52230	Repairs and Maint- Vehicles	100.00	.00	100.00	.00	.00	.00	100.00	0	.00

Budget Performance Report

Fiscal Year to Date 05/31/26

Include Rollup Account and Rollup to Account

Account	Account Description	Adopted Budget	Budget Amendments	Amended Budget	Current Month Transactions	YTD Encumbrances	YTD Transactions	Budget - YTD Transactions	% Used/ Rec'd	Prior Year Total
Fund **401 - Community Dev Block Program**										
EXPENSE										
53000	Liability Insurance	10,877.00	.00	10,877.00	.00	.00	.00	10,877.00	0	3,255.65
53010	Workers Compensation	5,051.00	.00	5,051.00	.00	.00	.00	5,051.00	0	1,148.98
53020	Unemployment Claims	175.00	.00	175.00	.00	.00	.00	175.00	0	43.87
53070	Legal Printing	300.00	.00	300.00	.00	.00	110.40	189.60	37	563.89
53100	Conferences and Meetings	650.00	.00	650.00	.00	.00	.00	650.00	0	267.25
53110	Employee Training	7,500.00	.00	7,500.00	.00	.00	227.50	7,272.50	3	7,919.49
53120	Employee Mileage Expense	250.00	.00	250.00	.00	.00	.00	250.00	0	44.73
55000	Miscellaneous Contractual Exp	1,207,358.00	.00	1,207,358.00	.00	.00	223,060.62	984,297.38	18	704,642.97
60000	Office Supplies	100.00	.00	100.00	.00	.00	.00	100.00	0	198.77
60040	Postage	100.00	.00	100.00	.00	.00	.00	100.00	0	18.58
60050	Books and Subscriptions	2,500.00	.00	2,500.00	.00	.00	2,255.00	245.00	90	.00
60070	Computer Hardware- Non Capital	.00	.00	.00	.00	.00	2,105.00	(2,105.00)	+++	840.00
63000	Utilities- Natural Gas	.00	.00	.00	.00	.00	.00	.00	+++	68.98
63010	Utilities- Electric	.00	.00	.00	.00	.00	.00	.00	+++	46.54
64000	Telephone	.00	.00	.00	.00	.00	30.07	(30.07)	+++	681.02
64010	Cellular Phone	629.00	.00	629.00	.00	.00	47.06	581.94	7	835.11
64020	Internet	173.00	.00	173.00	.00	.00	.00	173.00	0	115.92
70080	Office Furniture	.00	.00	.00	25,107.41	.00	25,107.41	(25,107.41)	+++	.00
99001	Transfer to General Fund 001	7,112.00	.00	7,112.00	.00	.00	.00	7,112.00	0	2,740.90
99404	Transfer to Homeless Management Info Systems Fund 404	29,600.00	.00	29,600.00	.00	.00	.00	29,600.00	0	.00
	EXPENSE TOTALS	$1,694,188.00	$8,013.00	$1,702,201.00	$53,723.41	$0.00	$416,230.58	$1,285,970.42	24%	$888,299.16
	Fund **401 - Community Dev Block Program** Totals									
	REVENUE TOTALS	1,694,188.00	8,013.00	1,702,201.00	127,385.52	.00	495,548.85	1,206,652.15	29%	831,572.33
	EXPENSE TOTALS	1,694,188.00	8,013.00	1,702,201.00	53,723.41	.00	416,230.58	1,285,970.42	24%	888,299.16
	Fund **401 - Community Dev Block Program** Totals	$0.00	$0.00	$0.00	$73,662.11	$0.00	$79,318.27	($79,318.27)		($56,726.83)
Fund **402 - HOME Program**										
REVENUE										
32160	HOME Program Grant	820,627.00	.00	820,627.00	38,669.40	.00	445,473.71	375,153.29	54	1,035,559.71
38900	Miscellaneous Other	543,361.00	.00	543,361.00	146,013.55	.00	166,013.55	377,347.45	31	497,552.55
39900	Fund Balance Utilization	.00	2,255.00	2,255.00	.00	.00	.00	2,255.00	0	.00
	REVENUE TOTALS	$1,363,988.00	$2,255.00	$1,366,243.00	$184,682.95	$0.00	$611,487.26	$754,755.74	45%	$1,533,112.26
EXPENSE										
40000	Salaries and Wages	84,902.00	1,975.00	86,877.00	6,612.64	.00	36,310.55	50,566.45	42	31,096.35
45000	Healthcare Contribution	19,074.00	.00	19,074.00	1,608.76	.00	8,389.74	10,684.26	44	4,399.87
45010	Dental Contribution	612.00	.00	612.00	17.46	.00	76.74	535.26	13	102.25
45100	FICA/SS Contribution	6,475.00	151.00	6,626.00	479.86	.00	2,623.95	4,002.05	40	2,313.96
45200	IMRF Contribution	5,555.00	129.00	5,684.00	410.22	.00	2,234.51	3,449.49	39	1,646.43

Budget Performance Report

Fiscal Year to Date 05/31/26

Include Rollup Account and Rollup to Account

Account	Account Description	Adopted Budget	Budget Amendments	Amended Budget	Current Month Transactions	YTD Encumbrances	YTD Transactions	Budget - YTD Transactions	% Used/ Rec'd	Prior Year Total
Fund **402 - HOME Program**										
EXPENSE										
50150	Contractual/Consulting Services	50,000.00	.00	50,000.00	.00	.00	.00	50,000.00	0	3,433.00
50340	Software Licensing Cost	248.00	.00	248.00	.00	.00	.00	248.00	0	.00
50590	Professional Services	49.00	.00	49.00	.00	.00	.00	49.00	0	14.64
52010	Janitorial Services	392.00	.00	392.00	.00	.00	.00	392.00	0	111.64
52110	Repairs and Maint- Buildings	111.00	.00	111.00	.00	.00	.00	111.00	0	12.23
52140	Repairs and Maint- Copiers	39.00	.00	39.00	.00	.00	.00	39.00	0	26.31
52180	Building Space Rental	.00	.00	.00	.00	.00	.00	.00	+++	648.03
53000	Liability Insurance	3,167.00	.00	3,167.00	.00	.00	.00	3,167.00	0	830.51
53010	Workers Compensation	1,471.00	.00	1,471.00	.00	.00	.00	1,471.00	0	207.33
53020	Unemployment Claims	51.00	.00	51.00	.00	.00	.00	51.00	0	11.20
53070	Legal Printing	300.00	.00	300.00	.00	.00	.00	300.00	0	375.28
53100	Conferences and Meetings	550.00	.00	550.00	.00	.00	.00	550.00	0	97.30
53110	Employee Training	7,500.00	.00	7,500.00	.00	.00	2,756.86	4,743.14	37	3,490.03
53120	Employee Mileage Expense	.00	.00	.00	.00	.00	.00	.00	+++	67.80
55000	Miscellaneous Contractual Exp	1,180,233.00	.00	1,180,233.00	.00	.00	388,614.47	791,618.53	33	1,541,210.57
60000	Office Supplies	50.00	.00	50.00	.00	.00	.00	50.00	0	.00
60040	Postage	100.00	.00	100.00	.00	.00	.00	100.00	0	.00
60070	Computer Hardware- Non Capital	.00	.00	.00	.00	.00	2,105.00	(2,105.00)	+++	.00
63000	Utilities- Natural Gas	.00	.00	.00	.00	.00	.00	.00	+++	17.45
63010	Utilities- Electric	.00	.00	.00	.00	.00	.00	.00	+++	11.12
64000	Telephone	.00	.00	.00	.00	.00	30.07	(30.07)	+++	253.15
64010	Cellular Phone	268.00	.00	268.00	.00	.00	47.06	220.94	18	285.99
64020	Internet	83.00	.00	83.00	.00	.00	.00	83.00	0	33.11
70080	Office Furniture	.00	.00	.00	25,107.40	.00	25,107.40	(25,107.40)	+++	.00
99001	Transfer to General Fund 001	2,758.00	.00	2,758.00	.00	.00	.00	2,758.00	0	638.64
	EXPENSE TOTALS	$1,363,988.00	$2,255.00	$1,366,243.00	$34,236.34	$0.00	$468,296.35	$897,946.65	34%	$1,591,334.19
	Fund **402 - HOME Program** Totals									
	REVENUE TOTALS	1,363,988.00	2,255.00	1,366,243.00	184,682.95	.00	611,487.26	754,755.74	45%	1,533,112.26
	EXPENSE TOTALS	1,363,988.00	2,255.00	1,366,243.00	34,236.34	.00	468,296.35	897,946.65	34%	1,591,334.19
	Fund **402 - HOME Program** Totals	$0.00	$0.00	$0.00	$150,446.61	$0.00	$143,190.91	($143,190.91)		($58,221.93)
Fund **403 - Unincorporated Stormwater Mgmt**										
REVENUE										
34770	In Lieu of Site Runoff Fees	.00	.00	.00	.00	.00	.00	.00	+++	23,210.50
38000	Investment Income	5,240.00	.00	5,240.00	.00	.00	4,266.42	973.58	81	15,752.35
39900	Fund Balance Utilization	30,000.00	.00	30,000.00	.00	.00	.00	30,000.00	0	.00
395314	Transfer from 45W185 Plank Road SSA SW 54 Fund 5314	4,000.00	.00	4,000.00	.00	.00	4,000.00	.00	100	4,000.00
	REVENUE TOTALS	$39,240.00	$0.00	$39,240.00	$0.00	$0.00	$8,266.42	$30,973.58	21%	$42,962.85

Budget Performance Report

Fiscal Year to Date 05/31/26

Include Rollup Account and Rollup to Account

Account	Account Description	Adopted Budget	Budget Amendments	Amended Budget	Current Month Transactions	YTD Encumbrances	YTD Transactions	Budget - YTD Transactions	% Used/ Rec'd	Prior Year Total
Fund **403 - Unincorporated Stormwater Mgmt**										
EXPENSE										
50150	Contractual/Consulting Services	30,000.00	.00	30,000.00	.00	.00	.00	30,000.00	0	.00
89000	Addition to Fund Balance	9,240.00	.00	9,240.00	.00	.00	.00	9,240.00	0	.00
	EXPENSE TOTALS	$39,240.00	$0.00	$39,240.00	$0.00	$0.00	$0.00	$39,240.00	0%	$0.00
	Fund **403 - Unincorporated Stormwater Mgmt** Totals									
	REVENUE TOTALS	39,240.00	.00	39,240.00	.00	.00	8,266.42	30,973.58	21%	42,962.85
	EXPENSE TOTALS	39,240.00	.00	39,240.00	.00	.00	.00	39,240.00	0%	.00
	Fund **403 - Unincorporated Stormwater Mgmt** Totals	$0.00	$0.00	$0.00	$0.00	$0.00	$8,266.42	($8,266.42)		$42,962.85
Fund **404 - Homeless Management Info Systems**										
REVENUE										
32370	HUD Grant	.00	.00	.00	.00	.00	.00	.00	+++	63,242.39
33903	Grants - Federal Government	118,051.00	.00	118,051.00	.00	.00	29,960.56	88,090.44	25	.00
39401	Transfer from Community Development Block Grant Fund 401	29,600.00	.00	29,600.00	.00	.00	.00	29,600.00	0	.00
	REVENUE TOTALS	$147,651.00	$0.00	$147,651.00	$0.00	$0.00	$29,960.56	$117,690.44	20%	$63,242.39
EXPENSE										
40000	Salaries and Wages	.00	.00	.00	.00	.00	14,157.65	(14,157.65)	+++	49,542.12
45000	Healthcare Contribution	.00	.00	.00	.00	.00	1,574.97	(1,574.97)	+++	7,094.62
45010	Dental Contribution	.00	.00	.00	.00	.00	60.05	(60.05)	+++	304.88
45100	FICA/SS Contribution	.00	.00	.00	.00	.00	1,052.68	(1,052.68)	+++	3,699.48
45200	IMRF Contribution	.00	.00	.00	.00	.00	868.81	(868.81)	+++	2,548.80
50150	Contractual/Consulting Services	141,955.00	.00	141,955.00	.00	8,671.37	17,557.89	115,725.74	18	20,043.61
50340	Software Licensing Cost	.00	.00	.00	.00	.00	.00	.00	+++	27,942.50
50590	Professional Services	.00	.00	.00	.00	.00	.00	.00	+++	27.55
52010	Janitorial Services	.00	.00	.00	.00	.00	.00	.00	+++	174.19
52110	Repairs and Maint- Buildings	.00	.00	.00	.00	.00	.00	.00	+++	27.85
52140	Repairs and Maint- Copiers	.00	.00	.00	.00	.00	.00	.00	+++	39.67
52180	Building Space Rental	.00	.00	.00	.00	.00	.00	.00	+++	1,498.74
53000	Liability Insurance	1,937.00	.00	1,937.00	.00	.00	.00	1,937.00	0	1,949.14
53010	Workers Compensation	.00	.00	.00	.00	.00	.00	.00	+++	908.92
53020	Unemployment Claims	1,008.00	.00	1,008.00	.00	.00	.00	1,008.00	0	26.27
53070	Legal Printing	50.00	.00	50.00	.00	.00	.00	50.00	0	.00
60000	Office Supplies	100.00	.00	100.00	.00	.00	.00	100.00	0	.00
63000	Utilities- Natural Gas	.00	.00	.00	.00	.00	.00	.00	+++	31.82
63010	Utilities- Electric	.00	.00	.00	.00	.00	.00	.00	+++	23.02
64000	Telephone	225.00	.00	225.00	.00	.00	.00	225.00	0	123.36
64010	Cellular Phone	380.00	.00	380.00	.00	.00	.00	380.00	0	209.05
64020	Internet	.00	.00	.00	.00	.00	.00	.00	+++	50.44
99001	Transfer to General Fund 001	1,996.00	.00	1,996.00	.00	.00	.00	1,996.00	0	1,357.17

Budget Performance Report

Fiscal Year to Date 05/31/26

Include Rollup Account and Rollup to Account

Account	Account Description	Adopted Budget	Budget Amendments	Amended Budget	Current Month Transactions	YTD Encumbrances	YTD Transactions	Budget - YTD Transactions	% Used/ Rec'd	Prior Year Total
Fund **404 - Homeless Management Info Systems**										
	EXPENSE TOTALS	$147,651.00	$0.00	$147,651.00	$0.00	$8,671.37	$35,272.05	$103,707.58	30%	$117,623.20
Fund **404 - Homeless Management Info Systems** Totals										
	REVENUE TOTALS	147,651.00	.00	147,651.00	.00	.00	29,960.56	117,690.44	20%	63,242.39
	EXPENSE TOTALS	147,651.00	.00	147,651.00	.00	8,671.37	35,272.05	103,707.58	30%	117,623.20
Fund **404 - Homeless Management Info Systems** Totals		$0.00	$0.00	$0.00	$0.00	($8,671.37)	($5,311.49)	$13,982.86		($54,380.81)
Fund **405 - Cost Share Drainage**										
REVENUE										
38000	Investment Income	13,000.00	.00	13,000.00	.00	.00	6,193.09	6,806.91	48	29,450.66
39120	Transfer from Grand Victoria Casino Elgin Fund 120	5,055.00	.00	5,055.00	.00	.00	5,055.00	.00	100	4,555.00
39900	Fund Balance Utilization	373,764.00	.00	373,764.00	.00	.00	.00	373,764.00	0	.00
395312	Transfer from Tamara Dittman SBA SW 50 Fund 5312	.00	.00	.00	.00	.00	.00	.00	+++	550.00
395313	Transfer from Church Molitor SSA SA 52 Fund 5313	.00	.00	.00	.00	.00	.00	.00	+++	500.00
395315	Transfer from Boyer Road Special Service Area Fund 5315	700.00	.00	700.00	.00	.00	700.00	.00	100	700.00
	REVENUE TOTALS	$392,519.00	$0.00	$392,519.00	$0.00	$0.00	$11,948.09	$380,570.91	3%	$35,755.66
EXPENSE										
50020	Special Studies	1,000.00	.00	1,000.00	.00	.00	.00	1,000.00	0	525.00
50140	Engineering Services	32,414.00	.00	32,414.00	.00	.00	6,615.00	25,799.00	20	.00
50150	Contractual/Consulting Services	143,000.00	.00	143,000.00	7,131.06	73,440.36	58,173.59	11,386.05	92	140,825.00
50590	Professional Services	200,000.00	.00	200,000.00	5,755.63	.00	5,755.63	194,244.37	3	(2,300.00)
53130	General Association Dues	1,215.00	.00	1,215.00	.00	.00	1,237.50	(22.50)	102	465.00
60010	Operating Supplies	840.00	.00	840.00	47.86	.00	76.84	763.16	9	1,315.28
60580	Special Purpose Equip - Non-Capital	.00	.00	.00	3,830.00	.00	3,830.00	(3,830.00)	+++	.00
89000	Addition to Fund Balance	13,000.00	.00	13,000.00	.00	.00	.00	13,000.00	0	.00
995312	Transfer To Tamara Dittman SBA SW 50 Fund 5312	550.00	.00	550.00	.00	.00	550.00	.00	100	.00
995313	Transfer To Church Molitor SSA SA 54 Fund 5313	500.00	.00	500.00	.00	.00	500.00	.00	100	.00
	EXPENSE TOTALS	$392,519.00	$0.00	$392,519.00	$16,764.55	$73,440.36	$76,738.56	$242,340.08	38%	$140,830.28
Fund **405 - Cost Share Drainage** Totals										
	REVENUE TOTALS	392,519.00	.00	392,519.00	.00	.00	11,948.09	380,570.91	3%	35,755.66
	EXPENSE TOTALS	392,519.00	.00	392,519.00	16,764.55	73,440.36	76,738.56	242,340.08	38%	140,830.28
Fund **405 - Cost Share Drainage** Totals		$0.00	$0.00	$0.00	($16,764.55)	($73,440.36)	($64,790.47)	$138,230.83		($105,074.62)
Fund **406 - OCR & Recovery Act Programs**										
REVENUE										
33897	St. Charles Housing Trust Fund (Local Grant)	500,000.00	.00	500,000.00	69,399.04	.00	110,724.08	389,275.92	22	30,697.60
39900	Fund Balance Utilization	.00	4,870.00	4,870.00	.00	.00	.00	4,870.00	0	.00
	REVENUE TOTALS	$500,000.00	$4,870.00	$504,870.00	$69,399.04	$0.00	$110,724.08	$394,145.92	22%	$30,697.60
EXPENSE										
40000	Salaries and Wages	.00	4,265.00	4,265.00	.00	.00	17,293.24	(13,028.24)	405	8,202.33

Budget Performance Report

Fiscal Year to Date 05/31/26

Include Rollup Account and Rollup to Account

Account	Account Description	Adopted Budget	Budget Amendments	Amended Budget	Current Month Transactions	YTD Encumbrances	YTD Transactions	Budget - YTD Transactions	% Used/ Rec'd	Prior Year Total
Fund **406 - OCR & Recovery Act Programs**										
EXPENSE										
45000	Healthcare Contribution	.00	.00	.00	.00	.00	2,159.24	(2,159.24)	+++	923.26
45010	Dental Contribution	.00	.00	.00	.00	.00	94.20	(94.20)	+++	41.36
45100	FICA/SS Contribution	.00	326.00	326.00	.00	.00	1,301.03	(975.03)	399	602.77
45200	IMRF Contribution	.00	279.00	279.00	.00	.00	1,168.99	(889.99)	419	430.22
55000	Miscellaneous Contractual Exp	500,000.00	.00	500,000.00	.00	.00	28,074.00	471,926.00	6	72,022.64
	EXPENSE TOTALS	$500,000.00	$4,870.00	$504,870.00	$0.00	$0.00	$50,090.70	$454,779.30	10%	$82,222.58
	Fund **406 - OCR & Recovery Act Programs** Totals									
	REVENUE TOTALS	500,000.00	4,870.00	504,870.00	69,399.04	.00	110,724.08	394,145.92	22%	30,697.60
	EXPENSE TOTALS	500,000.00	4,870.00	504,870.00	.00	.00	50,090.70	454,779.30	10%	82,222.58
	Fund **406 - OCR & Recovery Act Programs** Totals	$0.00	$0.00	$0.00	$69,399.04	$0.00	$60,633.38	($60,633.38)		($51,524.98)
Fund **407 - Quality of Kane Grants**										
REVENUE										
37900	Miscellaneous Reimbursement	10,000.00	.00	10,000.00	.00	.00	.00	10,000.00	0	.00
38000	Investment Income	1,413.00	.00	1,413.00	.00	.00	946.31	466.69	67	3,734.31
39900	Fund Balance Utilization	19,457.00	.00	19,457.00	.00	.00	.00	19,457.00	0	.00
	REVENUE TOTALS	$30,870.00	$0.00	$30,870.00	$0.00	$0.00	$946.31	$29,923.69	3%	$3,734.31
EXPENSE										
53100	Conferences and Meetings	30,870.00	.00	30,870.00	.00	.00	.00	30,870.00	0	.00
	EXPENSE TOTALS	$30,870.00	$0.00	$30,870.00	$0.00	$0.00	$0.00	$30,870.00	0%	$0.00
	Fund **407 - Quality of Kane Grants** Totals									
	REVENUE TOTALS	30,870.00	.00	30,870.00	.00	.00	946.31	29,923.69	3%	3,734.31
	EXPENSE TOTALS	30,870.00	.00	30,870.00	.00	.00	.00	30,870.00	0%	.00
	Fund **407 - Quality of Kane Grants** Totals	$0.00	$0.00	$0.00	$0.00	$0.00	$946.31	($946.31)		$3,734.31
Fund **408 - Neighborhood Stabilization Progr**										
REVENUE										
39900	Fund Balance Utilization	87,166.00	.00	87,166.00	.00	.00	.00	87,166.00	0	.00
	REVENUE TOTALS	$87,166.00	$0.00	$87,166.00	$0.00	$0.00	$0.00	$87,166.00	0%	$0.00
EXPENSE										
55050	Grant Services	87,166.00	.00	87,166.00	.00	.00	.00	87,166.00	0	.00
	EXPENSE TOTALS	$87,166.00	$0.00	$87,166.00	$0.00	$0.00	$0.00	$87,166.00	0%	$0.00
	Fund **408 - Neighborhood Stabilization Progr** Totals									
	REVENUE TOTALS	87,166.00	.00	87,166.00	.00	.00	.00	87,166.00	0%	.00
	EXPENSE TOTALS	87,166.00	.00	87,166.00	.00	.00	.00	87,166.00	0%	.00
	Fund **408 - Neighborhood Stabilization Progr** Totals	$0.00	$0.00	$0.00	$0.00	$0.00	$0.00	$0.00		$0.00

Budget Performance Report

Fiscal Year to Date 05/31/26

Include Rollup Account and Rollup to Account

Account	Account Description	Adopted Budget	Budget Amendments	Amended Budget	Current Month Transactions	YTD Encumbrances	YTD Transactions	Budget - YTD Transactions	% Used/ Rec'd	Prior Year Total
Fund **409 - Continuum of Care Planning Grant**										
REVENUE										
33585	COC Planning Grant	.00	.00	.00	.00	.00	.00	.00	+++	30,668.99
33902	Grants - State Government	.00	.00	.00	3,924.84	.00	83,938.76	(83,938.76)	+++	.00
33903	Grants - Federal Government	133,600.00	.00	133,600.00	.00	.00	84,567.88	49,032.12	63	.00
38900	Miscellaneous Other	25,150.00	.00	25,150.00	.00	.00	.00	25,150.00	0	29,450.00
	REVENUE TOTALS	$158,750.00	$0.00	$158,750.00	$3,924.84	$0.00	$168,506.64	($9,756.64)	106%	$60,118.99
EXPENSE										
40000	Salaries and Wages	.00	.00	.00	.00	.00	5,205.79	(5,205.79)	+++	84,460.04
45000	Healthcare Contribution	.00	.00	.00	.00	.00	599.35	(599.35)	+++	12,761.01
45010	Dental Contribution	.00	.00	.00	.00	.00	27.23	(27.23)	+++	574.40
45100	FICA/SS Contribution	.00	.00	.00	.00	.00	382.16	(382.16)	+++	6,238.36
45200	IMRF Contribution	.00	.00	.00	.00	.00	272.76	(272.76)	+++	4,436.72
50150	Contractual/Consulting Services	149,782.00	.00	149,782.00	.00	.00	.00	149,782.00	0	18,900.00
50590	Professional Services	.00	.00	.00	.00	.00	.00	.00	+++	45.68
52010	Janitorial Services	.00	.00	.00	.00	.00	.00	.00	+++	286.13
52110	Repairs and Maint- Buildings	.00	.00	.00	.00	.00	.00	.00	+++	47.21
52140	Repairs and Maint- Copiers	.00	.00	.00	.00	.00	.00	.00	+++	59.11
52180	Building Space Rental	.00	.00	.00	.00	.00	.00	.00	+++	2,612.15
53000	Liability Insurance	3,366.00	.00	3,366.00	.00	.00	.00	3,366.00	0	3,326.63
53010	Workers Compensation	.00	.00	.00	.00	.00	.00	.00	+++	1,551.20
53020	Unemployment Claims	1,751.00	.00	1,751.00	.00	.00	.00	1,751.00	0	44.77
53070	Legal Printing	50.00	.00	50.00	.00	.00	.00	50.00	0	.00
60000	Office Supplies	100.00	.00	100.00	.00	.00	.00	100.00	0	.00
63000	Utilities- Natural Gas	.00	.00	.00	.00	.00	.00	.00	+++	54.77
63010	Utilities- Electric	.00	.00	.00	.00	.00	.00	.00	+++	40.18
64000	Telephone	375.00	.00	375.00	.00	.00	.00	375.00	0	211.37
64010	Cellular Phone	.00	.00	.00	.00	.00	.00	.00	+++	353.47
64020	Internet	.00	.00	.00	.00	.00	.00	.00	+++	87.37
99001	Transfer to General Fund 001	3,326.00	.00	3,326.00	.00	.00	.00	3,326.00	0	2,421.58
	EXPENSE TOTALS	$158,750.00	$0.00	$158,750.00	$0.00	$0.00	$6,487.29	$152,262.71	4%	$138,512.15
	Fund **409 - Continuum of Care Planning Grant** Totals									
	REVENUE TOTALS	158,750.00	.00	158,750.00	3,924.84	.00	168,506.64	(9,756.64)	106%	60,118.99
	EXPENSE TOTALS	158,750.00	.00	158,750.00	.00	.00	6,487.29	152,262.71	4%	138,512.15
	Fund **409 - Continuum of Care Planning Grant** Totals	$0.00	$0.00	$0.00	$3,924.84	$0.00	$162,019.35	($162,019.35)		($78,393.16)
Fund **410 - Elgin CDBG**										
REVENUE										
32175	Elgin CDBG Grant	.00	.00	.00	.00	.00	.00	.00	+++	413,969.43
	REVENUE TOTALS	$0.00	$0.00	$0.00	$0.00	$0.00	$0.00	$0.00	+++	$413,969.43

Budget Performance Report

Fiscal Year to Date 05/31/26

Include Rollup Account and Rollup to Account

Account	Account Description	Adopted Budget	Budget Amendments	Amended Budget	Current Month Transactions	YTD Encumbrances	YTD Transactions	Budget - YTD Transactions	% Used/ Rec'd	Prior Year Total
Fund **410 - Elgin CDBG**										
EXPENSE										
40000	Salaries and Wages	.00	.00	.00	.00	.00	.00	.00	+++	29,104.46
45000	Healthcare Contribution	.00	.00	.00	.00	.00	.00	.00	+++	3,297.31
45010	Dental Contribution	.00	.00	.00	.00	.00	.00	.00	+++	103.05
45100	FICA/SS Contribution	.00	.00	.00	.00	.00	.00	.00	+++	2,156.74
45200	IMRF Contribution	.00	.00	.00	.00	.00	.00	.00	+++	1,534.12
50150	Contractual/Consulting Services	.00	.00	.00	.00	.00	.00	.00	+++	3,433.00
50590	Professional Services	.00	.00	.00	.00	.00	.00	.00	+++	19.57
52010	Janitorial Services	.00	.00	.00	.00	.00	.00	.00	+++	113.37
52110	Repairs and Maint- Buildings	.00	.00	.00	.00	.00	.00	.00	+++	17.75
52140	Repairs and Maint- Copiers	.00	.00	.00	.00	.00	.00	.00	+++	15.05
52180	Building Space Rental	.00	.00	.00	.00	.00	.00	.00	+++	949.10
53000	Liability Insurance	.00	.00	.00	.00	.00	.00	.00	+++	1,079.78
53010	Workers Compensation	.00	.00	.00	.00	.00	.00	.00	+++	255.71
53020	Unemployment Claims	.00	.00	.00	.00	.00	.00	.00	+++	14.57
53070	Legal Printing	.00	.00	.00	.00	.00	.00	.00	+++	45.23
55000	Miscellaneous Contractual Exp	.00	.00	.00	.00	.00	.00	.00	+++	374,111.62
63000	Utilities- Natural Gas	.00	.00	.00	.00	.00	.00	.00	+++	25.35
63010	Utilities- Electric	.00	.00	.00	.00	.00	.00	.00	+++	15.57
64000	Telephone	.00	.00	.00	.00	.00	.00	.00	+++	99.17
64010	Cellular Phone	.00	.00	.00	.00	.00	.00	.00	+++	118.09
64020	Internet	.00	.00	.00	.00	.00	.00	.00	+++	37.31
99001	Transfer to General Fund 001	.00	.00	.00	.00	.00	.00	.00	+++	984.59
	EXPENSE TOTALS	$0.00	$0.00	$0.00	$0.00	$0.00	$0.00	$0.00	+++	$417,530.51
	Fund **410 - Elgin CDBG** Totals									
	REVENUE TOTALS	.00	.00	.00	.00	.00	.00	.00	+++	413,969.43
	EXPENSE TOTALS	.00	.00	.00	.00	.00	.00	.00	+++	417,530.51
	Fund **410 - Elgin CDBG** Totals	$0.00	$0.00	$0.00	$0.00	$0.00	$0.00	$0.00		($3,561.08)
Fund **411 - Emergency Rental Assistance**										
REVENUE										
38000	Investment Income	8,474.00	.00	8,474.00	.00	.00	427.74	8,046.26	5	1,687.90
39900	Fund Balance Utilization	31,573.00	.00	31,573.00	.00	.00	.00	31,573.00	0	.00
	REVENUE TOTALS	$40,047.00	$0.00	$40,047.00	$0.00	$0.00	$427.74	$39,619.26	1%	$1,687.90
EXPENSE										
55000	Miscellaneous Contractual Exp	40,047.00	.00	40,047.00	.00	.00	.00	40,047.00	0	.00
	EXPENSE TOTALS	$40,047.00	$0.00	$40,047.00	$0.00	$0.00	$0.00	$40,047.00	0%	$0.00
	Fund **411 - Emergency Rental Assistance** Totals									
	REVENUE TOTALS	40,047.00	.00	40,047.00	.00	.00	427.74	39,619.26	1%	1,687.90

Budget Performance Report

Fiscal Year to Date 05/31/26

Include Rollup Account and Rollup to Account

Account	Account Description	Adopted Budget	Budget Amendments	Amended Budget	Current Month Transactions	YTD Encumbrances	YTD Transactions	Budget - YTD Transactions	% Used/ Rec'd	Prior Year Total
	EXPENSE TOTALS	40,047.00	.00	40,047.00	.00	.00	.00	40,047.00	0%	.00
	Fund **411 - Emergency Rental Assistance** Totals	$0.00	$0.00	$0.00	$0.00	$0.00	$427.74	($427.74)		$1,687.90
Fund **412 - Emergency Rental Assistance #2**										
REVENUE										
32906	Emergency Assistance Grant #2	.00	.00	.00	.00	.00	.00	.00	+++	6,011,495.99
38000	Investment Income	85,443.00	.00	85,443.00	.00	.00	7,148.68	78,294.32	8	224,752.00
39900	Fund Balance Utilization	2,468,798.00	.00	2,468,798.00	.00	.00	.00	2,468,798.00	0	.00
	REVENUE TOTALS	$2,554,241.00	$0.00	$2,554,241.00	$0.00	$0.00	$7,148.68	$2,547,092.32	0%	$6,236,247.99
EXPENSE										
40000	Salaries and Wages	.00	.00	.00	.00	.00	.00	.00	+++	155,298.51
45000	Healthcare Contribution	.00	.00	.00	.00	.00	.00	.00	+++	25,390.31
45010	Dental Contribution	.00	.00	.00	.00	.00	.00	.00	+++	637.56
45100	FICA/SS Contribution	.00	.00	.00	.00	.00	.00	.00	+++	11,370.58
45200	IMRF Contribution	.00	.00	.00	.00	.00	.00	.00	+++	8,083.48
50590	Professional Services	.00	.00	.00	.00	.00	25,971.38	(25,971.38)	+++	64,389.26
52010	Janitorial Services	.00	.00	.00	.00	.00	.00	.00	+++	531.62
52110	Repairs and Maint- Buildings	.00	.00	.00	.00	.00	.00	.00	+++	85.34
52140	Repairs and Maint- Copiers	.00	.00	.00	.00	.00	.00	.00	+++	108.46
52180	Building Space Rental	.00	.00	.00	.00	.00	.00	.00	+++	4,763.22
52230	Repairs and Maint- Vehicles	.00	.00	.00	.00	.00	.00	.00	+++	657.16
53000	Liability Insurance	.00	.00	.00	.00	.00	.00	.00	+++	5,761.56
53010	Workers Compensation	.00	.00	.00	.00	.00	.00	.00	+++	2,361.05
53020	Unemployment Claims	.00	.00	.00	.00	.00	.00	.00	+++	77.66
53120	Employee Mileage Expense	.00	.00	.00	.00	.00	.00	.00	+++	646.31
55000	Miscellaneous Contractual Exp	2,551,338.00	.00	2,551,338.00	.00	.00	1,800.00	2,549,538.00	0	5,796,850.98
60040	Postage	.00	.00	.00	.00	.00	.00	.00	+++	32.55
63000	Utilities- Natural Gas	.00	.00	.00	.00	.00	.00	.00	+++	101.92
63010	Utilities- Electric	.00	.00	.00	.00	.00	.00	.00	+++	74.24
63040	Fuel- Vehicles	.00	.00	.00	.00	.00	.00	.00	+++	131.00
64000	Telephone	.00	.00	.00	.00	.00	223.46	(223.46)	+++	412.15
64010	Cellular Phone	.00	.00	.00	.00	.00	352.98	(352.98)	+++	613.81
64020	Internet	.00	.00	.00	.00	.00	.00	.00	+++	157.34
99001	Transfer to General Fund 001	2,903.00	.00	2,903.00	.00	.00	.00	2,903.00	0	4,310.96
	EXPENSE TOTALS	$2,554,241.00	$0.00	$2,554,241.00	$0.00	$0.00	$28,347.82	$2,525,893.18	1%	$6,082,847.03
	Fund **412 - Emergency Rental Assistance #2** Totals									
	REVENUE TOTALS	2,554,241.00	.00	2,554,241.00	.00	.00	7,148.68	2,547,092.32	0%	6,236,247.99
	EXPENSE TOTALS	2,554,241.00	.00	2,554,241.00	.00	.00	28,347.82	2,525,893.18	1%	6,082,847.03
	Fund **412 - Emergency Rental Assistance #2** Totals	$0.00	$0.00	$0.00	$0.00	$0.00	($21,199.14)	$21,199.14		$153,400.96

Budget Performance Report

Fiscal Year to Date 05/31/26

Include Rollup Account and Rollup to Account

Account	Account Description	Adopted Budget	Budget Amendments	Amended Budget	Current Month Transactions	YTD Encumbrances	YTD Transactions	Budget - YTD Transactions	% Used/ Rec'd	Prior Year Total
Fund **413 - CDBG-CV**										
REVENUE										
32176	CDBG-CV Grant (Covid)	562,103.00	.00	562,103.00	.00	.00	.00	562,103.00	0	.00
	REVENUE TOTALS	$562,103.00	$0.00	$562,103.00	$0.00	$0.00	$0.00	$562,103.00	0%	$0.00
EXPENSE										
50340	Software Licensing Cost	95.00	.00	95.00	.00	.00	.00	95.00	0	.00
50590	Professional Services	19.00	.00	19.00	.00	.00	.00	19.00	0	.00
52010	Janitorial Services	151.00	.00	151.00	.00	.00	.00	151.00	0	.00
52110	Repairs and Maint- Buildings	43.00	.00	43.00	.00	.00	.00	43.00	0	.00
52140	Repairs and Maint- Copiers	15.00	.00	15.00	.00	.00	.00	15.00	0	.00
52180	Building Space Rental	1,158.00	.00	1,158.00	.00	.00	.00	1,158.00	0	.00
53000	Liability Insurance	687.00	.00	687.00	.00	.00	.00	687.00	0	.00
53020	Unemployment Claims	9.00	.00	9.00	.00	.00	.00	9.00	0	.00
55000	Miscellaneous Contractual Exp	558,478.00	.00	558,478.00	.00	.00	.00	558,478.00	0	.00
63000	Utilities- Natural Gas	17.00	.00	17.00	.00	.00	.00	17.00	0	.00
63010	Utilities- Electric	13.00	.00	13.00	.00	.00	.00	13.00	0	.00
64000	Telephone	93.00	.00	93.00	.00	.00	.00	93.00	0	.00
64010	Cellular Phone	132.00	.00	132.00	.00	.00	.00	132.00	0	.00
64020	Internet	32.00	.00	32.00	.00	.00	.00	32.00	0	.00
99001	Transfer to General Fund 001	1,161.00	.00	1,161.00	.00	.00	.00	1,161.00	0	.00
	EXPENSE TOTALS	$562,103.00	$0.00	$562,103.00	$0.00	$0.00	$0.00	$562,103.00	0%	$0.00
	Fund **413 - CDBG-CV** Totals									
	REVENUE TOTALS	562,103.00	.00	562,103.00	.00	.00	.00	562,103.00	0%	.00
	EXPENSE TOTALS	562,103.00	.00	562,103.00	.00	.00	.00	562,103.00	0%	.00
	Fund **413 - CDBG-CV** Totals	$0.00	$0.00	$0.00	$0.00	$0.00	$0.00	$0.00		$0.00
Fund **414 - Home - ARP**										
REVENUE										
33635	HOME - ARP Grant	.00	.00	.00	199,783.83	.00	420,571.72	(420,571.72)	+++	564,127.54
33903	Grants - Federal Government	646,209.00	.00	646,209.00	.00	.00	.00	646,209.00	0	.00
39900	Fund Balance Utilization	.00	6,790.00	6,790.00	.00	.00	.00	6,790.00	0	.00
	REVENUE TOTALS	$646,209.00	$6,790.00	$652,999.00	$199,783.83	$0.00	$420,571.72	$232,427.28	64%	$564,127.54
EXPENSE										
40000	Salaries and Wages	.00	5,946.00	5,946.00	.00	.00	66,624.18	(60,678.18)	1120	185,731.06
45000	Healthcare Contribution	.00	.00	.00	.00	.00	9,888.08	(9,888.08)	+++	25,947.00
45010	Dental Contribution	.00	.00	.00	.00	.00	369.03	(369.03)	+++	964.77
45100	FICA/SS Contribution	.00	455.00	455.00	.00	.00	4,859.42	(4,404.42)	1068	13,559.21
45200	IMRF Contribution	.00	389.00	389.00	.00	.00	4,115.37	(3,726.37)	1058	9,648.59
50590	Professional Services	254,950.00	.00	254,950.00	.00	.00	.00	254,950.00	0	399.42
52010	Janitorial Services	.00	.00	.00	.00	.00	.00	.00	+++	990.57
52110	Repairs and Maint- Buildings	.00	.00	.00	.00	.00	.00	.00	+++	121.98

Budget Performance Report

Fiscal Year to Date 05/31/26

Include Rollup Account and Rollup to Account

Account	Account Description	Adopted Budget	Budget Amendments	Amended Budget	Current Month Transactions	YTD Encumbrances	YTD Transactions	Budget - YTD Transactions	% Used/ Rec'd	Prior Year Total
Fund **414 - Home - ARP**										
EXPENSE										
52140	Repairs and Maint- Copiers	.00	.00	.00	.00	.00	.00	.00	+++	189.71
52180	Building Space Rental	.00	.00	.00	.00	.00	.00	.00	+++	8,371.80
52230	Repairs and Maint- Vehicles	.00	.00	.00	.00	.00	.00	.00	+++	723.93
53000	Liability Insurance	7,393.00	.00	7,393.00	.00	.00	.00	7,393.00	0	4,090.98
53010	Workers Compensation	.00	.00	.00	.00	.00	.00	.00	+++	1,742.42
53020	Unemployment Claims	3,845.00	.00	3,845.00	.00	.00	.00	3,845.00	0	55.13
53120	Employee Mileage Expense	9,000.00	.00	9,000.00	313.93	.00	3,506.05	5,493.95	39	3,689.17
55000	Miscellaneous Contractual Exp	360,000.00	.00	360,000.00	.00	.00	315,812.89	44,187.11	88	469,350.61
60000	Office Supplies	500.00	.00	500.00	.00	.00	.00	500.00	0	.00
60050	Books and Subscriptions	.00	.00	.00	.00	.00	.00	.00	+++	3,500.00
63000	Utilities- Natural Gas	.00	.00	.00	.00	.00	.00	.00	+++	144.31
63010	Utilities- Electric	.00	.00	.00	.00	.00	.00	.00	+++	97.78
63040	Fuel- Vehicles	.00	.00	.00	.00	.00	.00	.00	+++	569.00
64000	Telephone	900.00	.00	900.00	.00	.00	370.00	530.00	41	1,131.84
64010	Cellular Phone	1,638.00	.00	1,638.00	.00	.00	507.45	1,130.55	31	1,373.36
64020	Internet	.00	.00	.00	.00	.00	.00	.00	+++	328.83
99001	Transfer to General Fund 001	7,983.00	.00	7,983.00	.00	.00	.00	7,983.00	0	4,630.29
	EXPENSE TOTALS	$646,209.00	$6,790.00	$652,999.00	$313.93	$0.00	$406,052.47	$246,946.53	62%	$737,351.76
	Fund **414 - Home - ARP** Totals									
	REVENUE TOTALS	646,209.00	6,790.00	652,999.00	199,783.83	.00	420,571.72	232,427.28	64%	564,127.54
	EXPENSE TOTALS	646,209.00	6,790.00	652,999.00	313.93	.00	406,052.47	246,946.53	62%	737,351.76
	Fund **414 - Home - ARP** Totals	$0.00	$0.00	$0.00	$199,469.90	$0.00	$14,519.25	($14,519.25)		($173,224.22)
Fund **420 - Stormwater Management**										
REVENUE										
34700	Wetland Fee in Lieu Fees	.00	.00	.00	469,366.99	.00	469,366.99	(469,366.99)	+++	645,982.67
38000	Investment Income	55,000.00	.00	55,000.00	.00	.00	29,527.81	25,472.19	54	105,435.28
39900	Fund Balance Utilization	636,571.00	337.00	636,908.00	.00	.00	.00	636,908.00	0	.00
	REVENUE TOTALS	$691,571.00	$337.00	$691,908.00	$469,366.99	$0.00	$498,894.80	$193,013.20	72%	$751,417.95
EXPENSE										
40000	Salaries and Wages	9,839.00	295.00	10,134.00	776.54	.00	4,847.72	5,286.28	48	9,800.96
45000	Healthcare Contribution	3,375.00	.00	3,375.00	281.18	.00	1,687.08	1,687.92	50	3,364.07
45010	Dental Contribution	65.00	.00	65.00	5.38	.00	32.28	32.72	50	64.56
45100	FICA/SS Contribution	755.00	23.00	778.00	52.78	.00	332.79	445.21	43	671.89
45200	IMRF Contribution	539.00	19.00	558.00	45.12	.00	282.68	275.32	51	477.96
50150	Contractual/Consulting Services	75,000.00	.00	75,000.00	5,399.14	28,702.16	12,157.17	34,140.67	54	23,604.37
53000	Liability Insurance	361.00	.00	361.00	.00	.00	.00	361.00	0	368.00
53010	Workers Compensation	171.00	.00	171.00	.00	.00	.00	171.00	0	173.00
53020	Unemployment Claims	5.00	.00	5.00	.00	.00	.00	5.00	0	5.00

Budget Performance Report

Fiscal Year to Date 05/31/26

Include Rollup Account and Rollup to Account

Account	Account Description	Adopted Budget	Budget Amendments	Amended Budget	Current Month Transactions	YTD Encumbrances	YTD Transactions	Budget - YTD Transactions	% Used/ Rec'd	Prior Year Total
Fund **420 - Stormwater Management**										
EXPENSE										
53100	Conferences and Meetings	1,000.00	.00	1,000.00	.00	.00	.00	1,000.00	0	450.00
53130	General Association Dues	200.00	.00	200.00	.00	.00	.00	200.00	0	.00
55030	Grant Pass Thru	600,000.00	.00	600,000.00	2,700.05	12,122.80	2,700.05	585,177.15	2	239,177.15
60010	Operating Supplies	.00	.00	.00	.00	.00	.00	.00	+++	279.99
99001	Transfer to General Fund 001	261.00	.00	261.00	.00	.00	261.00	.00	100	261.00
	EXPENSE TOTALS	$691,571.00	$337.00	$691,908.00	$9,260.19	$40,824.96	$22,300.77	$628,782.27	9%	$278,697.95
	Fund **420 - Stormwater Management** Totals									
	REVENUE TOTALS	691,571.00	337.00	691,908.00	469,366.99	.00	498,894.80	193,013.20	72%	751,417.95
	EXPENSE TOTALS	691,571.00	337.00	691,908.00	9,260.19	40,824.96	22,300.77	628,782.27	9%	278,697.95
	Fund **420 - Stormwater Management** Totals	$0.00	$0.00	$0.00	$460,106.80	($40,824.96)	$476,594.03	($435,769.07)		$472,720.00
Fund **421 - Elec Agg Civic Contribution**										
REVENUE										
35386	Electrical Aggregation Civic Contribution	80,000.00	.00	80,000.00	20,000.00	.00	43,334.00	36,666.00	54	80,004.00
38000	Investment Income	12,000.00	.00	12,000.00	.00	.00	7,448.42	4,551.58	62	30,586.05
39900	Fund Balance Utilization	115,494.00	.00	115,494.00	.00	.00	.00	115,494.00	0	.00
	REVENUE TOTALS	$207,494.00	$0.00	$207,494.00	$20,000.00	$0.00	$50,782.42	$156,711.58	24%	$110,590.05
EXPENSE										
50150	Contractual/Consulting Services	110,000.00	.00	110,000.00	.00	.00	20,000.00	90,000.00	18	20,000.00
89000	Addition to Fund Balance	63,679.00	.00	63,679.00	.00	.00	.00	63,679.00	0	.00
99001	Transfer to General Fund 001	33,815.00	.00	33,815.00	.00	.00	33,815.00	.00	100	28,321.00
	EXPENSE TOTALS	$207,494.00	$0.00	$207,494.00	$0.00	$0.00	$53,815.00	$153,679.00	26%	$48,321.00
	Fund **421 - Elec Agg Civic Contribution** Totals									
	REVENUE TOTALS	207,494.00	.00	207,494.00	20,000.00	.00	50,782.42	156,711.58	24%	110,590.05
	EXPENSE TOTALS	207,494.00	.00	207,494.00	.00	.00	53,815.00	153,679.00	26%	48,321.00
	Fund **421 - Elec Agg Civic Contribution** Totals	$0.00	$0.00	$0.00	$20,000.00	$0.00	($3,032.58)	$3,032.58		$62,269.05
Fund **425 - Blighted Structure Demolition**										
REVENUE										
32718	IHDA Abandoned Property Grant	120,000.00	.00	120,000.00	.00	.00	.00	120,000.00	0	.00
37265	Demolition Reimbursement Revenue	.00	.00	.00	.00	.00	.00	.00	+++	25,921.50
38000	Investment Income	4,943.00	.00	4,943.00	.00	.00	3,096.48	1,846.52	63	11,469.52
38030	Investment Income- Other Depts	.00	.00	.00	.00	.00	.00	.00	+++	1,272.39
39900	Fund Balance Utilization	(738.00)	.00	(738.00)	.00	.00	.00	(738.00)	0	.00
	REVENUE TOTALS	$124,205.00	$0.00	$124,205.00	$0.00	$0.00	$3,096.48	$121,108.52	2%	$38,663.41
EXPENSE										
50650	Blighted Structure Demolition	124,205.00	.00	124,205.00	.00	.00	.00	124,205.00	0	.00
	EXPENSE TOTALS	$124,205.00	$0.00	$124,205.00	$0.00	$0.00	$0.00	$124,205.00	0%	$0.00

Budget Performance Report

Fiscal Year to Date 05/31/26

Include Rollup Account and Rollup to Account

Account	Account Description	Adopted Budget	Budget Amendments	Amended Budget	Current Month Transactions	YTD Encumbrances	YTD Transactions	Budget - YTD Transactions	% Used/ Rec'd	Prior Year Total
	Fund **425 - Blighted Structure Demolition** Totals									
	REVENUE TOTALS	124,205.00	.00	124,205.00	.00	.00	3,096.48	121,108.52	2%	38,663.41
	EXPENSE TOTALS	124,205.00	.00	124,205.00	.00	.00	.00	124,205.00	0%	.00
	Fund **425 - Blighted Structure Demolition** Totals	$0.00	$0.00	$0.00	$0.00	$0.00	$3,096.48	($3,096.48)		$38,663.41
Fund **430 - Farmland Preservation**										
REVENUE										
32360	US Dept of Agriculture Grant	2,500,000.00	.00	2,500,000.00	.00	.00	.00	2,500,000.00	0	.00
38000	Investment Income	108,040.00	.00	108,040.00	.00	.00	90,544.02	17,495.98	84	317,119.39
38900	Miscellaneous Other	.00	.00	.00	.00	.00	.00	.00	+++	5,220.00
39120	Transfer from Grand Victoria Casino Elgin Fund 120	750,000.00	.00	750,000.00	.00	.00	750,000.00	.00	100	750,000.00
39900	Fund Balance Utilization	3,042,447.00	2,270.00	3,044,717.00	.00	.00	.00	3,044,717.00	0	.00
	REVENUE TOTALS	$6,400,487.00	$2,270.00	$6,402,757.00	$0.00	$0.00	$840,544.02	$5,562,212.98	13%	$1,072,339.39
EXPENSE										
40000	Salaries and Wages	66,266.00	1,988.00	68,254.00	.00	.00	22,276.60	45,977.40	33	100,831.43
45000	Healthcare Contribution	12,367.00	.00	12,367.00	.00	.00	3,695.32	8,671.68	30	16,505.13
45010	Dental Contribution	276.00	.00	276.00	.00	.00	81.80	194.20	30	344.40
45100	FICA/SS Contribution	5,071.00	152.00	5,223.00	.00	.00	1,673.44	3,549.56	32	7,453.45
45200	IMRF Contribution	4,335.00	130.00	4,465.00	.00	.00	1,417.44	3,047.56	32	5,447.75
50150	Contractual/Consulting Services	519,156.00	.00	519,156.00	.00	32,309.50	45,806.50	441,040.00	15	141,693.25
50160	Legal Services	25,000.00	.00	25,000.00	.00	.00	.00	25,000.00	0	3,130.00
50170	Appraisal Services	39,594.00	.00	39,594.00	.00	.00	.00	39,594.00	0	22,000.00
53000	Liability Insurance	2,472.00	.00	2,472.00	.00	.00	.00	2,472.00	0	3,727.00
53010	Workers Compensation	1,147.00	.00	1,147.00	.00	.00	.00	1,147.00	0	1,741.00
53020	Unemployment Claims	40.00	.00	40.00	.00	.00	.00	40.00	0	51.00
53100	Conferences and Meetings	14,427.00	.00	14,427.00	.00	.00	.00	14,427.00	0	1,221.61
75010	Farmland Preservation Rights - County Portion	2,853,788.00	.00	2,853,788.00	.00	.00	.00	2,853,788.00	0	.00
75020	Farmland Preservation Rights - Federal Matching	2,856,548.00	.00	2,856,548.00	.00	.00	.00	2,856,548.00	0	.00
99001	Transfer to General Fund 001	.00	.00	.00	.00	.00	.00	.00	+++	2,177.00
	EXPENSE TOTALS	$6,400,487.00	$2,270.00	$6,402,757.00	$0.00	$32,309.50	$74,951.10	$6,295,496.40	2%	$306,323.02
	Fund **430 - Farmland Preservation** Totals									
	REVENUE TOTALS	6,400,487.00	2,270.00	6,402,757.00	.00	.00	840,544.02	5,562,212.98	13%	1,072,339.39
	EXPENSE TOTALS	6,400,487.00	2,270.00	6,402,757.00	.00	32,309.50	74,951.10	6,295,496.40	2%	306,323.02
	Fund **430 - Farmland Preservation** Totals	$0.00	$0.00	$0.00	$0.00	($32,309.50)	$765,592.92	($733,283.42)		$766,016.37
Fund **435 - Growing for Kane**										
REVENUE										
32355	USDA Urban AG Prod Grant	175,334.00	.00	175,334.00	.00	.00	.00	175,334.00	0	195,334.00
33892	Farming with Pollinators Grant	.00	.00	.00	.00	.00	.00	.00	+++	2,450.00
38000	Investment Income	2,119.00	.00	2,119.00	.00	.00	2,320.06	(201.06)	109	8,496.54
38900	Miscellaneous Other	25,000.00	.00	25,000.00	.00	.00	12,925.72	12,074.28	52	3,000.00
39900	Fund Balance Utilization	36,000.00	.00	36,000.00	.00	.00	.00	36,000.00	0	.00

Budget Performance Report

Fiscal Year to Date 05/31/26

Include Rollup Account and Rollup to Account

Account	Account Description	Adopted Budget	Budget Amendments	Amended Budget	Current Month Transactions	YTD Encumbrances	YTD Transactions	Budget - YTD Transactions	% Used/ Rec'd	Prior Year Total
Fund **435 - Growing for Kane**										
	REVENUE TOTALS	$238,453.00	$0.00	$238,453.00	$0.00	$0.00	$15,245.78	$223,207.22	6%	$209,280.54
EXPENSE										
50150	Contractual/Consulting Services	225,953.00	.00	225,953.00	5,500.00	11,539.00	19,570.00	194,844.00	14	198,264.00
53100	Conferences and Meetings	500.00	.00	500.00	.00	.00	412.18	87.82	82	481.95
55010	External Grants	10,000.00	.00	10,000.00	.00	.00	.00	10,000.00	0	.00
55050	Grant Services	1,000.00	.00	1,000.00	.00	.00	96.60	903.40	10	62.10
60010	Operating Supplies	1,000.00	.00	1,000.00	.00	.00	.00	1,000.00	0	.00
	EXPENSE TOTALS	$238,453.00	$0.00	$238,453.00	$5,500.00	$11,539.00	$20,078.78	$206,835.22	13%	$198,808.05
	Fund **435 - Growing for Kane** Totals									
	REVENUE TOTALS	238,453.00	.00	238,453.00	.00	.00	15,245.78	223,207.22	6%	209,280.54
	EXPENSE TOTALS	238,453.00	.00	238,453.00	5,500.00	11,539.00	20,078.78	206,835.22	13%	198,808.05
	Fund **435 - Growing for Kane** Totals	$0.00	$0.00	$0.00	($5,500.00)	($11,539.00)	($4,833.00)	$16,372.00		$10,472.49
Fund **480 - Workforce Development**										
REVENUE										
33510	TAA Grant	.00	.00	.00	26,588.32	.00	112,330.40	(112,330.40)	+++	79,513.02
33531	WIOA Grant - Admin	.00	.00	.00	149,943.63	.00	1,741,627.21	(1,741,627.21)	+++	476,656.08
33532	WIOA Grant - YIS	.00	.00	.00	19,716.16	.00	63,770.63	(63,770.63)	+++	47,785.29
33533	WIOA Grant - YOS	.00	.00	.00	247,324.37	.00	1,590,897.18	(1,590,897.18)	+++	1,582,692.76
33534	WIOA Grant - Adult	.00	.00	.00	141,626.43	.00	1,133,926.12	(1,133,926.12)	+++	1,516,400.00
33535	WIOA Grant - DW	.00	.00	.00	114,646.73	.00	2,027,975.05	(2,027,975.05)	+++	984,110.39
33900	Grants - Other	.00	.00	.00	.00	.00	118,977.60	(118,977.60)	+++	80,115.67
38900	Miscellaneous Other	.00	.00	.00	116,201.72	.00	556,055.18	(556,055.18)	+++	249,614.81
	REVENUE TOTALS	$0.00	$0.00	$0.00	$816,047.36	$0.00	$7,345,559.37	($7,345,559.37)	+++	$5,016,888.02
EXPENSE										
40000	Salaries and Wages	.00	.00	.00	183,328.05	.00	1,891,889.72	(1,891,889.72)	+++	1,654,239.86
45100	FICA/SS Contribution	.00	.00	.00	.00	.00	.00	.00	+++	1,032.42
45200	IMRF Contribution	.00	.00	.00	.00	.00	.00	.00	+++	736.86
45390	Fringe	.00	.00	.00	75,207.54	.00	667,761.43	(667,761.43)	+++	580,545.35
50150	Contractual/Consulting Services	.00	.00	.00	.00	.00	(8,910.00)	8,910.00	+++	28,910.00
50340	Software Licensing Cost	.00	.00	.00	3,068.63	158.63	72,073.18	(72,231.81)	+++	22,233.20
50590	Professional Services	.00	.00	.00	807.29	69,917.48	207,269.63	(277,187.11)	+++	167,960.56
52010	Janitorial Services	.00	.00	.00	6,091.73	.00	60,479.80	(60,479.80)	+++	40,665.00
52110	Repairs and Maint- Buildings	.00	.00	.00	1,173.09	.00	5,726.15	(5,726.15)	+++	3,719.75
52130	Repairs and Maint- Computers	.00	.00	.00	15,037.13	.00	139,868.12	(139,868.12)	+++	158,989.48
52140	Repairs and Maint- Copiers	.00	.00	.00	.00	.00	6,586.60	(6,586.60)	+++	3,811.55
52180	Building Space Rental	.00	.00	.00	43,481.06	.00	376,887.41	(376,887.41)	+++	280,635.50
52190	Equipment Rental	.00	.00	.00	165.33	.00	826.65	(826.65)	+++	661.32
53000	Liability Insurance	.00	.00	.00	6,922.47	.00	66,277.29	(66,277.29)	+++	57,670.44
53010	Workers Compensation	.00	.00	.00	3,227.70	.00	30,905.29	(30,905.29)	+++	32,008.73

Budget Performance Report

Fiscal Year to Date 05/31/26

Include Rollup Account and Rollup to Account

Account	Account Description	Adopted Budget	Budget Amendments	Amended Budget	Current Month Transactions	YTD Encumbrances	YTD Transactions	Budget - YTD Transactions	% Used/ Rec'd	Prior Year Total
Fund **480 - Workforce Development**										
EXPENSE										
53040	General Advertising	.00	.00	.00	.00	.00	6,240.00	(6,240.00)	+++	.00
53070	Legal Printing	.00	.00	.00	.00	.00	292.10	(292.10)	+++	218.46
53100	Conferences and Meetings	.00	.00	.00	1,154.60	.00	4,656.22	(4,656.22)	+++	1,935.51
53110	Employee Training	.00	.00	.00	.00	.00	648.42	(648.42)	+++	598.26
53120	Employee Mileage Expense	.00	.00	.00	3,209.84	.00	20,865.61	(20,865.61)	+++	14,117.61
53130	General Association Dues	.00	.00	.00	1,495.00	.00	4,690.00	(4,690.00)	+++	1,500.00
55000	Miscellaneous Contractual Exp	.00	.00	.00	147,724.98	(479,331.33)	979,328.22	(499,996.89)	+++	721,398.20
55025	Work Based Learning Activities	.00	.00	.00	131,089.94	.00	713,848.97	(713,848.97)	+++	622,053.08
55035	Direct Administration-Contractual Serv	.00	.00	.00	.00	.00	.00	.00	+++	21,398.53
55060	Youth ITA	.00	.00	.00	110,275.74	63,855.25	295,910.92	(359,766.17)	+++	142,233.11
55061	Youth Supportive Services	.00	.00	.00	27,901.68	.00	145,010.83	(145,010.83)	+++	80,542.28
55063	YOUTH OJT	.00	.00	.00	.00	.00	6,687.14	(6,687.14)	+++	6,504.75
55064	Academic/Pre-Vocational Services	.00	.00	.00	980.00	.00	2,358.00	(2,358.00)	+++	1,324.00
60000	Office Supplies	.00	.00	.00	809.34	8,714.68	18,343.94	(27,058.62)	+++	13,188.26
60020	Computer Related Supplies	.00	.00	.00	382.46	.00	4,850.34	(4,850.34)	+++	239.97
60040	Postage	.00	.00	.00	.00	.00	400.00	(400.00)	+++	523.00
60085	Marketing Supplies	.00	.00	.00	167.82	639.99	6,203.81	(6,843.80)	+++	2,262.50
60490	Equipment < $1000	.00	.00	.00	9,875.00	.00	9,875.00	(9,875.00)	+++	.00
60500	Equipment > $1000	.00	.00	.00	.00	(3,500.00)	.00	3,500.00	+++	77,822.50
60570	Office Furniture - Non-Capital	.00	.00	.00	2,800.00	.00	2,800.00	(2,800.00)	+++	661.51
63000	Utilities- Natural Gas	.00	.00	.00	744.07	.00	7,499.49	(7,499.49)	+++	4,495.78
63010	Utilities- Electric	.00	.00	.00	950.42	.00	5,709.16	(5,709.16)	+++	3,964.79
64000	Telephone	.00	.00	.00	1,952.82	.00	17,754.16	(17,754.16)	+++	16,847.66
64010	Cellular Phone	.00	.00	.00	243.63	.00	1,521.61	(1,521.61)	+++	1,417.20
64020	Internet	.00	.00	.00	2,025.24	.00	15,015.04	(15,015.04)	+++	15,024.74
64030	Communication/Web Host	.00	.00	.00	979.57	.00	3,638.63	(3,638.63)	+++	3,502.81
82015	DT ITA	.00	.00	.00	210,614.88	58,686.08	1,543,133.27	(1,601,819.35)	+++	1,327,654.31
82040	DT OJT (On the Job Training)	.00	.00	.00	.00	.00	.00	.00	+++	6,236.24
82050	DT Incumbent Worker	.00	.00	.00	.00	.00	11,687.50	(11,687.50)	+++	42,146.00
82060	DT Class Size Training	.00	.00	.00	1,300.00	.00	35,203.42	(35,203.42)	+++	108,751.43
82065	DT Job Readiness Training	.00	.00	.00	1,947.59	.00	10,602.37	(10,602.37)	+++	12,799.97
82100	SS Transportation Assistance	.00	.00	.00	9,392.14	.00	54,023.12	(54,023.12)	+++	45,992.01
82170	SS Other Supportive Services	.00	.00	.00	349.99	.00	11,779.08	(11,779.08)	+++	7,378.22
	EXPENSE TOTALS	$0.00	$0.00	$0.00	$1,006,876.77	($280,859.22)	$7,458,217.64	($7,177,358.42)	+++	$6,338,552.71
	Fund **480 - Workforce Development** Totals									
	REVENUE TOTALS	.00	.00	.00	816,047.36	.00	7,345,559.37	(7,345,559.37)	+++	5,016,888.02
	EXPENSE TOTALS	.00	.00	.00	1,006,876.77	(280,859.22)	7,458,217.64	(7,177,358.42)	+++	6,338,552.71
	Fund **480 - Workforce Development** Totals	$0.00	$0.00	$0.00	($190,829.41)	$280,859.22	($112,658.27)	($168,200.95)		($1,321,664.69)

Budget Performance Report

Fiscal Year to Date 05/31/26

Include Rollup Account and Rollup to Account

Account	Account Description	Adopted Budget	Budget Amendments	Amended Budget	Current Month Transactions	YTD Encumbrances	YTD Transactions	Budget - YTD Transactions	% Used/ Rec'd	Prior Year Total
Fund **490 - Kane County Law Enforcement**										
REVENUE										
36050	DUI Fines	30,000.00	.00	30,000.00	.00	.00	15,769.49	14,230.51	53	36,131.44
38000	Investment Income	5,650.00	.00	5,650.00	.00	.00	2,667.30	2,982.70	47	12,380.25
39900	Fund Balance Utilization	31,592.00	.00	31,592.00	.00	.00	.00	31,592.00	0	.00
	REVENUE TOTALS	$67,242.00	$0.00	$67,242.00	$0.00	$0.00	$18,436.79	$48,805.21	27%	$48,511.69
EXPENSE										
40000	Salaries and Wages	14,401.00	.00	14,401.00	.00	.00	4,800.00	9,601.00	33	15,750.00
45100	FICA/SS Contribution	1,102.00	.00	1,102.00	.00	.00	367.20	734.80	33	1,204.89
45200	IMRF Contribution	942.00	.00	942.00	.00	.00	.00	942.00	0	.00
50150	Contractual/Consulting Services	50,000.00	.00	50,000.00	425.00	.00	31,876.09	18,123.91	64	44,307.91
53000	Liability Insurance	538.00	.00	538.00	.00	.00	.00	538.00	0	334.00
53010	Workers Compensation	250.00	.00	250.00	.00	.00	.00	250.00	0	156.00
53020	Unemployment Claims	9.00	.00	9.00	.00	.00	.00	9.00	0	5.00
	EXPENSE TOTALS	$67,242.00	$0.00	$67,242.00	$425.00	$0.00	$37,043.29	$30,198.71	55%	$61,757.80
	Fund **490 - Kane County Law Enforcement** Totals									
	REVENUE TOTALS	67,242.00	.00	67,242.00	.00	.00	18,436.79	48,805.21	27%	48,511.69
	EXPENSE TOTALS	67,242.00	.00	67,242.00	425.00	.00	37,043.29	30,198.71	55%	61,757.80
	Fund **490 - Kane County Law Enforcement** Totals	$0.00	$0.00	$0.00	($425.00)	$0.00	($18,606.50)	$18,606.50		($13,246.11)
Fund **491 - Tax Sale Purchase**										
REVENUE										
38700	Proceeds from Sale of Property	.00	.00	.00	.00	.00	118,062.65	(118,062.65)	+++	120,746.56
	REVENUE TOTALS	$0.00	$0.00	$0.00	$0.00	$0.00	$118,062.65	($118,062.65)	+++	$120,746.56
EXPENSE										
50150	Contractual/Consulting Services	.00	.00	.00	.00	.00	118,062.65	(118,062.65)	+++	120,746.56
	EXPENSE TOTALS	$0.00	$0.00	$0.00	$0.00	$0.00	$118,062.65	($118,062.65)	+++	$120,746.56
	Fund **491 - Tax Sale Purchase** Totals									
	REVENUE TOTALS	.00	.00	.00	.00	.00	118,062.65	(118,062.65)	+++	120,746.56
	EXPENSE TOTALS	.00	.00	.00	.00	.00	118,062.65	(118,062.65)	+++	120,746.56
	Fund **491 - Tax Sale Purchase** Totals	$0.00	$0.00	$0.00	$0.00	$0.00	$0.00	$0.00		$0.00
Fund **492 - Marriage Fees**										
REVENUE										
35390	Wedding Fee	3,000.00	.00	3,000.00	810.00	.00	4,850.00	(1,850.00)	162	10,340.00
38000	Investment Income	86.00	.00	86.00	.00	.00	.00	86.00	0	73.20
	REVENUE TOTALS	$3,086.00	$0.00	$3,086.00	$810.00	$0.00	$4,850.00	($1,764.00)	157%	$10,413.20
EXPENSE										
60010	Operating Supplies	3,086.00	.00	3,086.00	189.00	.00	189.00	2,897.00	6	10,709.30
	EXPENSE TOTALS	$3,086.00	$0.00	$3,086.00	$189.00	$0.00	$189.00	$2,897.00	6%	$10,709.30

Budget Performance Report

Fiscal Year to Date 05/31/26

Include Rollup Account and Rollup to Account

Account	Account Description	Adopted Budget	Budget Amendments	Amended Budget	Current Month Transactions	YTD Encumbrances	YTD Transactions	Budget - YTD Transactions	% Used/ Rec'd	Prior Year Total
	Fund **492 - Marriage Fees** Totals									
	REVENUE TOTALS	3,086.00	.00	3,086.00	810.00	.00	4,850.00	(1,764.00)	157%	10,413.20
	EXPENSE TOTALS	3,086.00	.00	3,086.00	189.00	.00	189.00	2,897.00	6%	10,709.30
	Fund **492 - Marriage Fees** Totals	$0.00	$0.00	$0.00	$621.00	$0.00	$4,661.00	($4,661.00)		($296.10)
Fund **500 - Capital Projects**										
REVENUE										
30180	Video Gaming Tax	100,000.00	.00	100,000.00	23,139.57	.00	130,976.03	(30,976.03)	131	239,668.30
33900	Grants - Other	600,000.00	.00	600,000.00	.00	.00	.00	600,000.00	0	.00
33902	Grants - State Government	.00	.00	.00	.00	.00	.00	.00	+++	132,895.00
38000	Investment Income	451,224.00	.00	451,224.00	.00	.00	81,339.68	369,884.32	18	556,090.72
38520	General Donations	.00	.00	.00	.00	.00	3,000.00	(3,000.00)	+++	.00
39001	Transfer from General Fund 001	.00	.00	.00	.00	.00	.00	.00	+++	8,280,000.00
39900	Fund Balance Utilization	7,725,873.00	.00	7,725,873.00	.00	.00	.00	7,725,873.00	0	.00
	REVENUE TOTALS	$8,877,097.00	$0.00	$8,877,097.00	$23,139.57	$0.00	$215,315.71	$8,661,781.29	2%	$9,208,654.02
EXPENSE										
50150	Contractual/Consulting Services	200,000.00	.00	200,000.00	.00	(13,241.40)	21,094.25	192,147.15	4	245,701.10
70000	Computers	1,191,701.00	.00	1,191,701.00	21,280.00	(127,665.22)	246,028.53	1,073,337.69	10	906,461.73
70020	Computer Software- Capital	511,000.00	.00	511,000.00	10,554.51	77,664.00	10,554.51	422,781.49	17	649.00
70070	Automotive Equipment	165,000.00	.00	165,000.00	22,054.50	.00	133,333.90	31,666.10	81	158,805.00
70120	Special Purpose Equipment	.00	.00	.00	1,500.00	3,679,605.62	6,000.00	(3,685,605.62)	+++	214,417.40
72010	Building Improvements	6,809,396.00	.00	6,809,396.00	380,462.96	3,406,134.68	1,465,029.01	1,938,232.31	72	7,016,302.38
89000	Addition to Fund Balance	.00	.00	.00	.00	(4,747.00)	.00	4,747.00	+++	.00
	EXPENSE TOTALS	$8,877,097.00	$0.00	$8,877,097.00	$435,851.97	$7,017,750.68	$1,882,040.20	($22,693.88)	100%	$8,542,336.61
	Fund **500 - Capital Projects** Totals									
	REVENUE TOTALS	8,877,097.00	.00	8,877,097.00	23,139.57	.00	215,315.71	8,661,781.29	2%	9,208,654.02
	EXPENSE TOTALS	8,877,097.00	.00	8,877,097.00	435,851.97	7,017,750.68	1,882,040.20	(22,693.88)	100%	8,542,336.61
	Fund **500 - Capital Projects** Totals	$0.00	$0.00	$0.00	($412,712.40)	($7,017,750.68)	($1,666,724.49)	$8,684,475.17		$666,317.41
Fund **501 - Judicial Facility Construction**										
REVENUE										
32382	AOIC Modernization Grant	.00	.00	.00	.00	.00	50,000.00	(50,000.00)	+++	151,572.51
35415	Facility Construction Fee	864,000.00	.00	864,000.00	77,591.99	.00	458,687.87	405,312.13	53	862,804.40
38000	Investment Income	40,000.00	.00	40,000.00	.00	.00	35,077.65	4,922.35	88	114,156.80
	REVENUE TOTALS	$904,000.00	$0.00	$904,000.00	$77,591.99	$0.00	$543,765.52	$360,234.48	60%	$1,128,533.71
EXPENSE										
50150	Contractual/Consulting Services	.00	.00	.00	9,158.94	.00	25,098.42	(25,098.42)	+++	105,749.55
50340	Software Licensing Cost	.00	.00	.00	.00	.00	.00	.00	+++	31,565.00
70120	Special Purpose Equipment	.00	.00	.00	.00	.00	23,746.00	(23,746.00)	+++	14,611.88
72010	Building Improvements	904,000.00	.00	904,000.00	6,370.00	29,351.42	99,358.80	775,289.78	14	255,746.56
	EXPENSE TOTALS	$904,000.00	$0.00	$904,000.00	$15,528.94	$29,351.42	$148,203.22	$726,445.36	20%	$407,672.99

Budget Performance Report

Fiscal Year to Date 05/31/26

Include Rollup Account and Rollup to Account

Account	Account Description	Adopted Budget	Budget Amendments	Amended Budget	Current Month Transactions	YTD Encumbrances	YTD Transactions	Budget - YTD Transactions	% Used/ Rec'd	Prior Year Total
	Fund **501 - Judicial Facility Construction** Totals									
	REVENUE TOTALS	904,000.00	.00	904,000.00	77,591.99	.00	543,765.52	360,234.48	60%	1,128,533.71
	EXPENSE TOTALS	904,000.00	.00	904,000.00	15,528.94	29,351.42	148,203.22	726,445.36	20%	407,672.99
	Fund **501 - Judicial Facility Construction** Totals	$0.00	$0.00	$0.00	$62,063.05	($29,351.42)	$395,562.30	($366,210.88)		$720,860.72
Fund **510 - Capital Improvement Bond Const**										
REVENUE										
38000	Investment Income	16,854.00	.00	16,854.00	.00	.00	.00	16,854.00	0	(6,843.99)
	REVENUE TOTALS	$16,854.00	$0.00	$16,854.00	$0.00	$0.00	$0.00	$16,854.00	0%	($6,843.99)
EXPENSE										
89000	Addition to Fund Balance	16,854.00	.00	16,854.00	.00	.00	.00	16,854.00	0	.00
	EXPENSE TOTALS	$16,854.00	$0.00	$16,854.00	$0.00	$0.00	$0.00	$16,854.00	0%	$0.00
	Fund **510 - Capital Improvement Bond Const** Totals									
	REVENUE TOTALS	16,854.00	.00	16,854.00	.00	.00	.00	16,854.00	0%	(6,843.99)
	EXPENSE TOTALS	16,854.00	.00	16,854.00	.00	.00	.00	16,854.00	0%	.00
	Fund **510 - Capital Improvement Bond Const** Totals	$0.00	$0.00	$0.00	$0.00	$0.00	$0.00	$0.00		($6,843.99)
Fund **515 - Longmeadow Bond Construction**										
REVENUE										
37151	KDOT Service Reimbursement - State	.00	.00	.00	.00	.00	.00	.00	+++	933,205.43
	REVENUE TOTALS	$0.00	$0.00	$0.00	$0.00	$0.00	$0.00	$0.00	+++	$933,205.43
EXPENSE										
99624	Transfer to Longmeadow Debt Service Fund 624	.00	.00	.00	.00	.00	.00	.00	+++	933,205.43
	EXPENSE TOTALS	$0.00	$0.00	$0.00	$0.00	$0.00	$0.00	$0.00	+++	$933,205.43
	Fund **515 - Longmeadow Bond Construction** Totals									
	REVENUE TOTALS	.00	.00	.00	.00	.00	.00	.00	+++	933,205.43
	EXPENSE TOTALS	.00	.00	.00	.00	.00	.00	.00	+++	933,205.43
	Fund **515 - Longmeadow Bond Construction** Totals	$0.00	$0.00	$0.00	$0.00	$0.00	$0.00	$0.00		$0.00
Fund **520 - Mill Creek Special Service Area**										
REVENUE										
30000	Property Taxes	1,039,034.00	98,934.00	1,137,968.00	44,182.58	.00	44,182.58	1,093,785.42	4	1,039,771.78
38000	Investment Income	24,000.00	.00	24,000.00	.00	.00	11,657.47	12,342.53	49	53,590.11
39900	Fund Balance Utilization	33,950.00	(31,499.00)	2,451.00	.00	.00	.00	2,451.00	0	.00
	REVENUE TOTALS	$1,096,984.00	$67,435.00	$1,164,419.00	$44,182.58	$0.00	$55,840.05	$1,108,578.95	5%	$1,093,361.89
EXPENSE										
40000	Salaries and Wages	71,566.00	2,147.00	73,713.00	5,469.42	.00	33,970.63	39,742.37	46	57,571.34
45000	Healthcare Contribution	21,074.00	.00	21,074.00	1,797.18	.00	10,629.02	10,444.98	50	13,946.49
45010	Dental Contribution	684.00	.00	684.00	56.80	.00	334.82	349.18	49	156.94
45100	FICA/SS Contribution	5,480.00	164.00	5,644.00	383.14	.00	2,394.46	3,249.54	42	4,303.06
45200	IMRF Contribution	4,683.00	140.00	4,823.00	327.54	.00	2,035.57	2,787.43	42	3,058.97
50150	Contractual/Consulting Services	40,200.00	.00	40,200.00	.00	.00	.00	40,200.00	0	43,353.24

Budget Performance Report

Fiscal Year to Date 05/31/26

Include Rollup Account and Rollup to Account

Account	Account Description	Adopted Budget	Budget Amendments	Amended Budget	Current Month Transactions	YTD Encumbrances	YTD Transactions	Budget - YTD Transactions	% Used/ Rec'd	Prior Year Total
Fund **520 - Mill Creek Special Service Area**										
EXPENSE										
50160	Legal Services	6,000.00	.00	6,000.00	.00	.00	.00	6,000.00	0	.00
50480	Security Services	9,000.00	.00	9,000.00	.00	.00	.00	9,000.00	0	.00
52020	Repairs and Maintenance- Roads	128,000.00	.00	128,000.00	9,740.00	9,436.46	80,140.00	38,423.54	70	140,202.40
52120	Repairs and Maint- Grounds	570,000.00	64,984.00	634,984.00	10,250.71	258,009.42	136,465.88	240,508.70	62	539,055.73
52180	Building Space Rental	17,000.00	.00	17,000.00	.00	.00	.00	17,000.00	0	13,027.03
52230	Repairs and Maint- Vehicles	2,500.00	.00	2,500.00	.00	.00	181.14	2,318.86	7	852.90
52250	Intersect Lighting Services	25,000.00	.00	25,000.00	905.56	.00	6,331.29	18,668.71	25	5,395.13
53000	Liability Insurance	2,670.00	.00	2,670.00	.00	.00	.00	2,670.00	0	2,721.00
53010	Workers Compensation	1,241.00	.00	1,241.00	.00	.00	.00	1,241.00	0	1,270.00
53020	Unemployment Claims	43.00	.00	43.00	.00	.00	.00	43.00	0	37.00
53060	General Printing	1,500.00	.00	1,500.00	.00	.00	.00	1,500.00	0	.00
53070	Legal Printing	500.00	.00	500.00	.00	.00	.00	500.00	0	34.50
55000	Miscellaneous Contractual Exp	136,914.00	.00	136,914.00	4,853.64	31,392.04	25,487.46	80,034.50	42	29,496.34
60000	Office Supplies	3,000.00	.00	3,000.00	.00	.00	.00	3,000.00	0	845.14
60010	Operating Supplies	3,000.00	.00	3,000.00	314.26	.00	389.36	2,610.64	13	851.16
60040	Postage	1,500.00	.00	1,500.00	.00	.00	.00	1,500.00	0	.00
63020	Utilities- Intersect Lighting	17,100.00	.00	17,100.00	958.98	.00	4,829.72	12,270.28	28	10,923.69
63040	Fuel- Vehicles	2,000.00	.00	2,000.00	.00	.00	.00	2,000.00	0	.00
64010	Cellular Phone	800.00	.00	800.00	.00	.00	.00	800.00	0	615.64
99001	Transfer to General Fund 001	25,529.00	.00	25,529.00	.00	.00	25,529.00	.00	100	25,419.00
	EXPENSE TOTALS	$1,096,984.00	$67,435.00	$1,164,419.00	$35,057.23	$298,837.92	$328,718.35	$536,862.73	54%	$893,136.70
	Fund **520 - Mill Creek Special Service Area** Totals									
	REVENUE TOTALS	1,096,984.00	67,435.00	1,164,419.00	44,182.58	.00	55,840.05	1,108,578.95	5%	1,093,361.89
	EXPENSE TOTALS	1,096,984.00	67,435.00	1,164,419.00	35,057.23	298,837.92	328,718.35	536,862.73	54%	893,136.70
	Fund **520 - Mill Creek Special Service Area** Totals	$0.00	$0.00	$0.00	$9,125.35	($298,837.92)	($272,878.30)	$571,716.22		$200,225.19
Fund **521 - Bowes Creek Special Service Area**										
REVENUE										
38000	Investment Income	32.00	.00	32.00	.00	.00	19.87	12.13	62	78.38
	REVENUE TOTALS	$32.00	$0.00	$32.00	$0.00	$0.00	$19.87	$12.13	62%	$78.38
EXPENSE										
89000	Addition to Fund Balance	32.00	.00	32.00	.00	.00	.00	32.00	0	.00
	EXPENSE TOTALS	$32.00	$0.00	$32.00	$0.00	$0.00	$0.00	$32.00	0%	$0.00
	Fund **521 - Bowes Creek Special Service Area** Totals									
	REVENUE TOTALS	32.00	.00	32.00	.00	.00	19.87	12.13	62%	78.38
	EXPENSE TOTALS	32.00	.00	32.00	.00	.00	.00	32.00	0%	.00
	Fund **521 - Bowes Creek Special Service Area** Totals	$0.00	$0.00	$0.00	$0.00	$0.00	$19.87	($19.87)		$78.38

Budget Performance Report

Fiscal Year to Date 05/31/26

Include Rollup Account and Rollup to Account

Account	Account Description	Adopted Budget	Budget Amendments	Amended Budget	Current Month Transactions	YTD Encumbrances	YTD Transactions	Budget - YTD Transactions	% Used/ Rec'd	Prior Year Total
Fund **5300 - Sunvale SBA SW 37**										
REVENUE										
38000	Investment Income	92.00	.00	92.00	.00	.00	42.37	49.63	46	167.22
	REVENUE TOTALS	$92.00	$0.00	$92.00	$0.00	$0.00	$42.37	$49.63	46%	$167.22
EXPENSE										
52290	Repairs and Maint- Stormwater	92.00	.00	92.00	.00	.00	.00	92.00	0	.00
	EXPENSE TOTALS	$92.00	$0.00	$92.00	$0.00	$0.00	$0.00	$92.00	0%	$0.00
	Fund **5300 - Sunvale SBA SW 37** Totals									
	REVENUE TOTALS	92.00	.00	92.00	.00	.00	42.37	49.63	46%	167.22
	EXPENSE TOTALS	92.00	.00	92.00	.00	.00	.00	92.00	0%	.00
	Fund **5300 - Sunvale SBA SW 37** Totals	$0.00	$0.00	$0.00	$0.00	$0.00	$42.37	($42.37)		$167.22
Fund **5301 - Middle Creek SBA SW38**										
REVENUE										
30000	Property Taxes	.00	.00	.00	.00	.00	.00	.00	+++	647.50
38000	Investment Income	73.00	.00	73.00	.00	.00	50.85	22.15	70	179.77
	REVENUE TOTALS	$73.00	$0.00	$73.00	$0.00	$0.00	$50.85	$22.15	70%	$827.27
EXPENSE										
52290	Repairs and Maint- Stormwater	73.00	.00	73.00	.00	.00	.00	73.00	0	.00
	EXPENSE TOTALS	$73.00	$0.00	$73.00	$0.00	$0.00	$0.00	$73.00	0%	$0.00
	Fund **5301 - Middle Creek SBA SW38** Totals									
	REVENUE TOTALS	73.00	.00	73.00	.00	.00	50.85	22.15	70%	827.27
	EXPENSE TOTALS	73.00	.00	73.00	.00	.00	.00	73.00	0%	.00
	Fund **5301 - Middle Creek SBA SW38** Totals	$0.00	$0.00	$0.00	$0.00	$0.00	$50.85	($50.85)		$827.27
Fund **5302 - Shirewood Farm SSA SW39**										
REVENUE										
30000	Property Taxes	110.00	.00	110.00	.00	.00	.00	110.00	0	110.00
38000	Investment Income	10.00	.00	10.00	.00	.00	9.24	.76	92	33.55
	REVENUE TOTALS	$120.00	$0.00	$120.00	$0.00	$0.00	$9.24	$110.76	8%	$143.55
EXPENSE										
52290	Repairs and Maint- Stormwater	120.00	.00	120.00	.00	.00	.00	120.00	0	.00
	EXPENSE TOTALS	$120.00	$0.00	$120.00	$0.00	$0.00	$0.00	$120.00	0%	$0.00
	Fund **5302 - Shirewood Farm SSA SW39** Totals									
	REVENUE TOTALS	120.00	.00	120.00	.00	.00	9.24	110.76	8%	143.55
	EXPENSE TOTALS	120.00	.00	120.00	.00	.00	.00	120.00	0%	.00
	Fund **5302 - Shirewood Farm SSA SW39** Totals	$0.00	$0.00	$0.00	$0.00	$0.00	$9.24	($9.24)		$143.55
Fund **5303 - Ogden Gardens SBA SW40**										
REVENUE										
30000	Property Taxes	.00	.00	.00	.00	.00	.00	.00	+++	17.50

Budget Performance Report

Fiscal Year to Date 05/31/26

Include Rollup Account and Rollup to Account

Account	Account Description	Adopted Budget	Budget Amendments	Amended Budget	Current Month Transactions	YTD Encumbrances	YTD Transactions	Budget - YTD Transactions	% Used/ Rec'd	Prior Year Total
Fund **5303 - Ogden Gardens SBA SW40**										
REVENUE										
38000	Investment Income	226.00	.00	226.00	.00	.00	104.32	121.68	46	411.03
	REVENUE TOTALS	$226.00	$0.00	$226.00	$0.00	$0.00	$104.32	$121.68	46%	$428.53
EXPENSE										
89000	Addition to Fund Balance	226.00	.00	226.00	.00	.00	.00	226.00	0	.00
	EXPENSE TOTALS	$226.00	$0.00	$226.00	$0.00	$0.00	$0.00	$226.00	0%	$0.00
	Fund **5303 - Ogden Gardens SBA SW40** Totals									
	REVENUE TOTALS	226.00	.00	226.00	.00	.00	104.32	121.68	46%	428.53
	EXPENSE TOTALS	226.00	.00	226.00	.00	.00	.00	226.00	0%	.00
	Fund **5303 - Ogden Gardens SBA SW40** Totals	$0.00	$0.00	$0.00	$0.00	$0.00	$104.32	($104.32)		$428.53
Fund **5304 - Wildwood West SBA SW41**										
REVENUE										
30000	Property Taxes	3,000.00	.00	3,000.00	310.50	.00	310.50	2,689.50	10	2,893.88
38000	Investment Income	579.00	.00	579.00	.00	.00	368.78	210.22	64	1,381.84
	REVENUE TOTALS	$3,579.00	$0.00	$3,579.00	$310.50	$0.00	$679.28	$2,899.72	19%	$4,275.72
EXPENSE										
89000	Addition to Fund Balance	3,579.00	.00	3,579.00	.00	.00	.00	3,579.00	0	.00
	EXPENSE TOTALS	$3,579.00	$0.00	$3,579.00	$0.00	$0.00	$0.00	$3,579.00	0%	$0.00
	Fund **5304 - Wildwood West SBA SW41** Totals									
	REVENUE TOTALS	3,579.00	.00	3,579.00	310.50	.00	679.28	2,899.72	19%	4,275.72
	EXPENSE TOTALS	3,579.00	.00	3,579.00	.00	.00	.00	3,579.00	0%	.00
	Fund **5304 - Wildwood West SBA SW41** Totals	$0.00	$0.00	$0.00	$310.50	$0.00	$679.28	($679.28)		$4,275.72
Fund **5306 - Cheval DeSelle Venetian SBA SW43**										
REVENUE										
38000	Investment Income	81.00	.00	81.00	.00	.00	68.32	12.68	84	269.61
	REVENUE TOTALS	$81.00	$0.00	$81.00	$0.00	$0.00	$68.32	$12.68	84%	$269.61
EXPENSE										
89000	Addition to Fund Balance	81.00	.00	81.00	.00	.00	.00	81.00	0	.00
	EXPENSE TOTALS	$81.00	$0.00	$81.00	$0.00	$0.00	$0.00	$81.00	0%	$0.00
	Fund **5306 - Cheval DeSelle Venetian SBA SW43** Totals									
	REVENUE TOTALS	81.00	.00	81.00	.00	.00	68.32	12.68	84%	269.61
	EXPENSE TOTALS	81.00	.00	81.00	.00	.00	.00	81.00	0%	.00
	Fund **5306 - Cheval DeSelle Venetian SBA SW43** Totals	$0.00	$0.00	$0.00	$0.00	$0.00	$68.32	($68.32)		$269.61
Fund **5308 - Plank Road Estates SBA SW45**										
REVENUE										
30000	Property Taxes	1,575.00	.00	1,575.00	.00	.00	.00	1,575.00	0	912.66
38000	Investment Income	59.00	.00	59.00	.00	.00	77.28	(18.28)	131	285.26

Budget Performance Report

Fiscal Year to Date 05/31/26

Include Rollup Account and Rollup to Account

Account	Account Description	Adopted Budget	Budget Amendments	Amended Budget	Current Month Transactions	YTD Encumbrances	YTD Transactions	Budget - YTD Transactions	% Used/ Rec'd	Prior Year Total
Fund **5308 - Plank Road Estates SBA SW45**										
	REVENUE TOTALS	$1,634.00	$0.00	$1,634.00	$0.00	$0.00	$77.28	$1,556.72	5%	$1,197.92
EXPENSE										
52290	Repairs and Maint- Stormwater	1,575.00	.00	1,575.00	.00	.00	.00	1,575.00	0	.00
89000	Addition to Fund Balance	59.00	.00	59.00	.00	.00	.00	59.00	0	.00
	EXPENSE TOTALS	$1,634.00	$0.00	$1,634.00	$0.00	$0.00	$0.00	$1,634.00	0%	$0.00
	Fund **5308 - Plank Road Estates SBA SW45** Totals									
	REVENUE TOTALS	1,634.00	.00	1,634.00	.00	.00	77.28	1,556.72	5%	1,197.92
	EXPENSE TOTALS	1,634.00	.00	1,634.00	.00	.00	.00	1,634.00	0%	.00
	Fund **5308 - Plank Road Estates SBA SW45** Totals	$0.00	$0.00	$0.00	$0.00	$0.00	$77.28	($77.28)		$1,197.92
Fund **5310 - Exposition View SBA SW47**										
REVENUE										
30000	Property Taxes	500.00	.00	500.00	19.65	.00	19.65	480.35	4	497.43
38000	Investment Income	28.00	.00	28.00	.00	.00	34.46	(6.46)	123	123.21
	REVENUE TOTALS	$528.00	$0.00	$528.00	$19.65	$0.00	$54.11	$473.89	10%	$620.64
EXPENSE										
52290	Repairs and Maint- Stormwater	500.00	.00	500.00	.00	.00	.00	500.00	0	.00
89000	Addition to Fund Balance	28.00	.00	28.00	.00	.00	.00	28.00	0	.00
	EXPENSE TOTALS	$528.00	$0.00	$528.00	$0.00	$0.00	$0.00	$528.00	0%	$0.00
	Fund **5310 - Exposition View SBA SW47** Totals									
	REVENUE TOTALS	528.00	.00	528.00	19.65	.00	54.11	473.89	10%	620.64
	EXPENSE TOTALS	528.00	.00	528.00	.00	.00	.00	528.00	0%	.00
	Fund **5310 - Exposition View SBA SW47** Totals	$0.00	$0.00	$0.00	$19.65	$0.00	$54.11	($54.11)		$620.64
Fund **5311 - Pasadena Drive SBA SW48**										
REVENUE										
30000	Property Taxes	.00	.00	.00	150.00	.00	150.00	(150.00)	+++	1,302.20
38000	Investment Income	117.00	.00	117.00	.00	.00	106.22	10.78	91	223.51
39622	Transfer from Recovery Zone Bond Fund 622	.00	.00	.00	.00	.00	.00	.00	+++	5,144.00
	REVENUE TOTALS	$117.00	$0.00	$117.00	$150.00	$0.00	$256.22	($139.22)	219%	$6,669.71
EXPENSE										
89000	Addition to Fund Balance	117.00	.00	117.00	.00	.00	.00	117.00	0	.00
	EXPENSE TOTALS	$117.00	$0.00	$117.00	$0.00	$0.00	$0.00	$117.00	0%	$0.00
	Fund **5311 - Pasadena Drive SBA SW48** Totals									
	REVENUE TOTALS	117.00	.00	117.00	150.00	.00	256.22	(139.22)	219%	6,669.71
	EXPENSE TOTALS	117.00	.00	117.00	.00	.00	.00	117.00	0%	.00
	Fund **5311 - Pasadena Drive SBA SW48** Totals	$0.00	$0.00	$0.00	$150.00	$0.00	$256.22	($256.22)		$6,669.71

Budget Performance Report

Fiscal Year to Date 05/31/26

Include Rollup Account and Rollup to Account

Account	Account Description	Adopted Budget	Budget Amendments	Amended Budget	Current Month Transactions	YTD Encumbrances	YTD Transactions	Budget - YTD Transactions	% Used/ Rec'd	Prior Year Total
Fund **5312 - Tamara Dittman SBA SW 50**										
REVENUE										
30000	Property Taxes	550.00	.00	550.00	25.00	.00	25.00	525.00	5	550.00
38000	Investment Income	20.00	.00	20.00	.00	.00	9.05	10.95	45	.00
39405	Transfer from Cost Share Drainage Fund 405	550.00	.00	550.00	.00	.00	550.00	.00	100	.00
	REVENUE TOTALS	$1,120.00	$0.00	$1,120.00	$25.00	$0.00	$584.05	$535.95	52%	$550.00
EXPENSE										
89000	Addition to Fund Balance	1,120.00	.00	1,120.00	.00	.00	.00	1,120.00	0	.00
99405	Transfer to Cost Share Drainage Fund 405	.00	.00	.00	.00	.00	.00	.00	+++	550.00
	EXPENSE TOTALS	$1,120.00	$0.00	$1,120.00	$0.00	$0.00	$0.00	$1,120.00	0%	$550.00
	Fund **5312 - Tamara Dittman SBA SW 50** Totals									
	REVENUE TOTALS	1,120.00	.00	1,120.00	25.00	.00	584.05	535.95	52%	550.00
	EXPENSE TOTALS	1,120.00	.00	1,120.00	.00	.00	.00	1,120.00	0%	550.00
	Fund **5312 - Tamara Dittman SBA SW 50** Totals	$0.00	$0.00	$0.00	$25.00	$0.00	$584.05	($584.05)		$0.00
Fund **5313 - Church Molitor SSA SA 52**										
REVENUE										
30000	Property Taxes	500.00	.00	500.00	.00	.00	.00	500.00	0	500.85
38000	Investment Income	20.00	.00	20.00	.00	.00	8.66	11.34	43	.62
39405	Transfer from Cost Share Drainage Fund 405	500.00	.00	500.00	.00	.00	500.00	.00	100	.00
	REVENUE TOTALS	$1,020.00	$0.00	$1,020.00	$0.00	$0.00	$508.66	$511.34	50%	$501.47
EXPENSE										
89000	Addition to Fund Balance	1,020.00	.00	1,020.00	.00	.00	.00	1,020.00	0	.00
99405	Transfer to Cost Share Drainage Fund 405	.00	.00	.00	.00	.00	.00	.00	+++	500.00
	EXPENSE TOTALS	$1,020.00	$0.00	$1,020.00	$0.00	$0.00	$0.00	$1,020.00	0%	$500.00
	Fund **5313 - Church Molitor SSA SA 52** Totals									
	REVENUE TOTALS	1,020.00	.00	1,020.00	.00	.00	508.66	511.34	50%	501.47
	EXPENSE TOTALS	1,020.00	.00	1,020.00	.00	.00	.00	1,020.00	0%	500.00
	Fund **5313 - Church Molitor SSA SA 52** Totals	$0.00	$0.00	$0.00	$0.00	$0.00	$508.66	($508.66)		$1.47
Fund **5314 - 45W185 Plank Road SSA SW 54**										
REVENUE										
30000	Property Taxes	4,000.00	.00	4,000.00	.00	.00	.00	4,000.00	0	5,999.99
38000	Investment Income	2.00	.00	2.00	.00	.00	(.31)	2.31	-16	1.65
	REVENUE TOTALS	$4,002.00	$0.00	$4,002.00	$0.00	$0.00	($0.31)	$4,002.31	0%	$6,001.64
EXPENSE										
89000	Addition to Fund Balance	2.00	.00	2.00	.00	.00	.00	2.00	0	.00
99403	Transfer to Unincorporated Stormwater Mgmt Fund 403	4,000.00	.00	4,000.00	.00	.00	4,000.00	.00	100	4,000.00
	EXPENSE TOTALS	$4,002.00	$0.00	$4,002.00	$0.00	$0.00	$4,000.00	$2.00	100%	$4,000.00

Budget Performance Report

Fiscal Year to Date 05/31/26

Include Rollup Account and Rollup to Account

Account	Account Description	Adopted Budget	Budget Amendments	Amended Budget	Current Month Transactions	YTD Encumbrances	YTD Transactions	Budget - YTD Transactions	% Used/ Rec'd	Prior Year Total
	Fund **5314 - 45W185 Plank Road SSA SW 54** Totals									
	REVENUE TOTALS	4,002.00	.00	4,002.00	.00	.00	(.31)	4,002.31	0%	6,001.64
	EXPENSE TOTALS	4,002.00	.00	4,002.00	.00	.00	4,000.00	2.00	100%	4,000.00
	Fund **5314 - 45W185 Plank Road SSA SW 54** Totals	$0.00	$0.00	$0.00	$0.00	$0.00	($4,000.31)	$4,000.31		$2,001.64
Fund **5315 - Boyer Road Special Service Area**										
REVENUE										
30000	Property Taxes	700.00	.00	700.00	.00	.00	.00	700.00	0	700.00
	REVENUE TOTALS	$700.00	$0.00	$700.00	$0.00	$0.00	$0.00	$700.00	0%	$700.00
EXPENSE										
99405	Transfer to Cost Share Drainage Fund 405	700.00	.00	700.00	.00	.00	700.00	.00	100	700.00
	EXPENSE TOTALS	$700.00	$0.00	$700.00	$0.00	$0.00	$700.00	$0.00	100%	$700.00
	Fund **5315 - Boyer Road Special Service Area** Totals									
	REVENUE TOTALS	700.00	.00	700.00	.00	.00	.00	700.00	0%	700.00
	EXPENSE TOTALS	700.00	.00	700.00	.00	.00	700.00	.00	100%	700.00
	Fund **5315 - Boyer Road Special Service Area** Totals	$0.00	$0.00	$0.00	$0.00	$0.00	($700.00)	$700.00		$0.00
Fund **540 - Transportation Capital**										
REVENUE										
38000	Investment Income	.00	.00	.00	.00	.00	.00	.00	+++	.84
	REVENUE TOTALS	$0.00	$0.00	$0.00	$0.00	$0.00	$0.00	$0.00	+++	$0.84
EXPENSE										
99305	Transfer to Transportation Sales Tax Fund 305	.00	.00	.00	.00	.00	.00	.00	+++	628.58
	EXPENSE TOTALS	$0.00	$0.00	$0.00	$0.00	$0.00	$0.00	$0.00	+++	$628.58
	Fund **540 - Transportation Capital** Totals									
	REVENUE TOTALS	.00	.00	.00	.00	.00	.00	.00	+++	.84
	EXPENSE TOTALS	.00	.00	.00	.00	.00	.00	.00	+++	628.58
	Fund **540 - Transportation Capital** Totals	$0.00	$0.00	$0.00	$0.00	$0.00	$0.00	$0.00		($627.74)
Fund **558 - North Impact Fees**										
REVENUE										
34660	Impact Fees	1,750,000.00	.00	1,750,000.00	116,132.60	.00	533,870.99	1,216,129.01	31	1,571,565.54
37151	KDOT Service Reimbursement - State	.00	.00	.00	.00	.00	.00	.00	+++	3,643,967.22
38000	Investment Income	182,184.00	.00	182,184.00	.00	.00	97,048.02	85,135.98	53	382,303.82
39900	Fund Balance Utilization	2,754,546.00	.00	2,754,546.00	.00	.00	.00	2,754,546.00	0	.00
	REVENUE TOTALS	$4,686,730.00	$0.00	$4,686,730.00	$116,132.60	$0.00	$630,919.01	$4,055,810.99	13%	$5,597,836.58
EXPENSE										
50140	Engineering Services	1,500,000.00	.00	1,500,000.00	35,889.10	962,761.09	67,276.37	469,962.54	69	.00
73000	Road Construction	3,099,230.00	.00	3,099,230.00	.00	5,302,069.54	(62,100.00)	(2,140,739.54)	169	638,683.29
74010	Highway Right of Way	.00	.00	.00	.00	.00	.00	.00	+++	200,395.00
99300	Transfer to County Highway Fund 300	87,500.00	.00	87,500.00	.00	.00	87,500.00	.00	100	72,846.00
99624	Transfer to Longmeadow Debt Service Fund 624	.00	.00	.00	.00	.00	.00	.00	+++	3,643,967.22

Budget Performance Report

Fiscal Year to Date 05/31/26

Include Rollup Account and Rollup to Account

Account	Account Description	Adopted Budget	Budget Amendments	Amended Budget	Current Month Transactions	YTD Encumbrances	YTD Transactions	Budget - YTD Transactions	% Used/ Rec'd	Prior Year Total
Fund **558 - North Impact Fees**										
	EXPENSE TOTALS	$4,686,730.00	$0.00	$4,686,730.00	$35,889.10	$6,264,830.63	$92,676.37	($1,670,777.00)	136%	$4,555,891.51
	Fund **558 - North Impact Fees** Totals									
	REVENUE TOTALS	4,686,730.00	.00	4,686,730.00	116,132.60	.00	630,919.01	4,055,810.99	13%	5,597,836.58
	EXPENSE TOTALS	4,686,730.00	.00	4,686,730.00	35,889.10	6,264,830.63	92,676.37	(1,670,777.00)	136%	4,555,891.51
	Fund **558 - North Impact Fees** Totals	$0.00	$0.00	$0.00	$80,243.50	($6,264,830.63)	$538,242.64	$5,726,587.99		$1,041,945.07
Fund **559 - Central Impact Fees**										
REVENUE										
34660	Impact Fees	550,000.00	.00	550,000.00	32,437.74	.00	115,295.73	434,704.27	21	426,046.08
38000	Investment Income	84,031.00	.00	84,031.00	.00	.00	29,521.76	54,509.24	35	190,046.05
39900	Fund Balance Utilization	1,990,613.00	.00	1,990,613.00	.00	.00	.00	1,990,613.00	0	.00
	REVENUE TOTALS	$2,624,644.00	$0.00	$2,624,644.00	$32,437.74	$0.00	$144,817.49	$2,479,826.51	6%	$616,092.13
EXPENSE										
50140	Engineering Services	907,823.00	.00	907,823.00	97,107.20	1,049,565.59	157,806.96	(299,549.55)	133	476,271.90
73000	Road Construction	1,689,321.00	.00	1,689,321.00	434,884.86	1,191,818.41	497,502.59	.00	100	2,310,679.00
99300	Transfer to County Highway Fund 300	27,500.00	.00	27,500.00	.00	.00	27,500.00	.00	100	22,475.00
	EXPENSE TOTALS	$2,624,644.00	$0.00	$2,624,644.00	$531,992.06	$2,241,384.00	$682,809.55	($299,549.55)	111%	$2,809,425.90
	Fund **559 - Central Impact Fees** Totals									
	REVENUE TOTALS	2,624,644.00	.00	2,624,644.00	32,437.74	.00	144,817.49	2,479,826.51	6%	616,092.13
	EXPENSE TOTALS	2,624,644.00	.00	2,624,644.00	531,992.06	2,241,384.00	682,809.55	(299,549.55)	111%	2,809,425.90
	Fund **559 - Central Impact Fees** Totals	$0.00	$0.00	$0.00	($499,554.32)	($2,241,384.00)	($537,992.06)	$2,779,376.06		($2,193,333.77)
Fund **560 - South Impact Fees**										
REVENUE										
34660	Impact Fees	1,200,000.00	.00	1,200,000.00	10,990.22	.00	257,370.87	942,629.13	21	1,134,587.03
38000	Investment Income	132,049.00	.00	132,049.00	.00	.00	122,432.43	9,616.57	93	478,055.54
39900	Fund Balance Utilization	2,952,188.00	.00	2,952,188.00	.00	.00	.00	2,952,188.00	0	.00
	REVENUE TOTALS	$4,284,237.00	$0.00	$4,284,237.00	$10,990.22	$0.00	$379,803.30	$3,904,433.70	9%	$1,612,642.57
EXPENSE										
50140	Engineering Services	238,957.00	.00	238,957.00	.00	750,289.75	.00	(511,332.75)	314	80,937.38
73000	Road Construction	3,810,280.00	.00	3,810,280.00	.00	4,000,000.00	.00	(189,720.00)	105	604,512.63
74010	Highway Right of Way	175,000.00	.00	175,000.00	.00	.00	1,715.00	173,285.00	1	278.00
99300	Transfer to County Highway Fund 300	60,000.00	.00	60,000.00	.00	.00	60,000.00	.00	100	28,365.00
	EXPENSE TOTALS	$4,284,237.00	$0.00	$4,284,237.00	$0.00	$4,750,289.75	$61,715.00	($527,767.75)	112%	$714,093.01
	Fund **560 - South Impact Fees** Totals									
	REVENUE TOTALS	4,284,237.00	.00	4,284,237.00	10,990.22	.00	379,803.30	3,904,433.70	9%	1,612,642.57
	EXPENSE TOTALS	4,284,237.00	.00	4,284,237.00	.00	4,750,289.75	61,715.00	(527,767.75)	112%	714,093.01
	Fund **560 - South Impact Fees** Totals	$0.00	$0.00	$0.00	$10,990.22	($4,750,289.75)	$318,088.30	$4,432,201.45		$898,549.56

Budget Performance Report

Fiscal Year to Date 05/31/26

Include Rollup Account and Rollup to Account

Account	Account Description	Adopted Budget	Budget Amendments	Amended Budget	Current Month Transactions	YTD Encumbrances	YTD Transactions	Budget - YTD Transactions	% Used/ Rec'd	Prior Year Total
Fund **601 - Public Building Commission**										
REVENUE										
38000	Investment Income	1,000.00	.00	1,000.00	.00	.00	116.77	883.23	12	17.98
	REVENUE TOTALS	$1,000.00	$0.00	$1,000.00	$0.00	$0.00	$116.77	$883.23	12%	$17.98
EXPENSE										
89000	Addition to Fund Balance	1,000.00	.00	1,000.00	.00	.00	.00	1,000.00	0	.00
99610	Transfer to Capital Improvement Debt Service Fund 610	.00	.00	.00	.00	.00	.00	.00	+++	1,210,000.00
	EXPENSE TOTALS	$1,000.00	$0.00	$1,000.00	$0.00	$0.00	$0.00	$1,000.00	0%	$1,210,000.00
	Fund **601 - Public Building Commission** Totals									
	REVENUE TOTALS	1,000.00	.00	1,000.00	.00	.00	116.77	883.23	12%	17.98
	EXPENSE TOTALS	1,000.00	.00	1,000.00	.00	.00	.00	1,000.00	0%	1,210,000.00
	Fund **601 - Public Building Commission** Totals	$0.00	$0.00	$0.00	$0.00	$0.00	$116.77	($116.77)		($1,209,982.02)
Fund **610 - Capital Improvement Debt Service**										
REVENUE										
38000	Investment Income	2,500.00	.00	2,500.00	.00	.00	44,464.32	(41,964.32)	1779	106,919.72
39001	Transfer from General Fund 001	3,177,633.00	.00	3,177,633.00	.00	.00	3,177,633.00	.00	100	1,987,202.00
39601	Transfer From Public Building Commission Fund 601	.00	.00	.00	.00	.00	.00	.00	+++	1,210,000.00
39900	Fund Balance Utilization	124,508.00	.00	124,508.00	.00	.00	.00	124,508.00	0	.00
	REVENUE TOTALS	$3,304,641.00	$0.00	$3,304,641.00	$0.00	$0.00	$3,222,097.32	$82,543.68	98%	$3,304,121.72
EXPENSE										
80000	Bond Principal	2,995,000.00	.00	2,995,000.00	.00	.00	2,995,000.00	.00	100	.00
80020	Interest- Bonds	179,141.00	.00	179,141.00	.00	.00	101,101.00	78,040.00	56	202,202.00
80500	Debt Service Requirement	130,500.00	.00	130,500.00	.00	.00	.00	130,500.00	0	.00
	EXPENSE TOTALS	$3,304,641.00	$0.00	$3,304,641.00	$0.00	$0.00	$3,096,101.00	$208,540.00	94%	$202,202.00
	Fund **610 - Capital Improvement Debt Service** Totals									
	REVENUE TOTALS	3,304,641.00	.00	3,304,641.00	.00	.00	3,222,097.32	82,543.68	98%	3,304,121.72
	EXPENSE TOTALS	3,304,641.00	.00	3,304,641.00	.00	.00	3,096,101.00	208,540.00	94%	202,202.00
	Fund **610 - Capital Improvement Debt Service** Totals	$0.00	$0.00	$0.00	$0.00	$0.00	$125,996.32	($125,996.32)		$3,101,919.72
Fund **622 - Recovery Zone Bond Debt Service**										
REVENUE										
37540	BAB/RZB Interest Reimbursement	24,404.00	.00	24,404.00	.00	.00	7,844.97	16,559.03	32	16,391.57
37560	Loan Reimbursement	104,855.00	.00	104,855.00	.00	.00	15,796.77	89,058.23	15	14,199.51
38000	Investment Income	25,455.00	.00	25,455.00	.00	.00	16,420.30	9,034.70	65	65,730.30
	REVENUE TOTALS	$154,714.00	$0.00	$154,714.00	$0.00	$0.00	$40,062.04	$114,651.96	26%	$96,321.38
EXPENSE										
50510	Debt Administration Cost	550.00	.00	550.00	.00	.00	421.77	128.23	77	753.23
80000	Bond Principal	85,000.00	.00	85,000.00	.00	.00	85,000.00	.00	100	80,000.00
80020	Interest- Bonds	33,884.00	.00	33,884.00	.00	.00	18,163.75	15,720.25	54	38,627.50

Budget Performance Report

Fiscal Year to Date 05/31/26

Include Rollup Account and Rollup to Account

Account	Account Description	Adopted Budget	Budget Amendments	Amended Budget	Current Month Transactions	YTD Encumbrances	YTD Transactions	Budget - YTD Transactions	% Used/ Rec'd	Prior Year Total
Fund **622 - Recovery Zone Bond Debt Service**										
EXPENSE										
89010	Addition to Fund Balance - Encumbered	35,280.00	.00	35,280.00	.00	.00	.00	35,280.00	0	.00
995311	Transfer to Pasadena Drive Special Billing Area SW48 Fund 5311	.00	.00	.00	.00	.00	.00	.00	+++	5,144.00
	EXPENSE TOTALS	$154,714.00	$0.00	$154,714.00	$0.00	$0.00	$103,585.52	$51,128.48	67%	$124,524.73
	Fund **622 - Recovery Zone Bond Debt Service** Totals									
	REVENUE TOTALS	154,714.00	.00	154,714.00	.00	.00	40,062.04	114,651.96	26%	96,321.38
	EXPENSE TOTALS	154,714.00	.00	154,714.00	.00	.00	103,585.52	51,128.48	67%	124,524.73
	Fund **622 - Recovery Zone Bond Debt Service** Totals	$0.00	$0.00	$0.00	$0.00	$0.00	($63,523.48)	$63,523.48		($28,203.35)
Fund **623 - JJC/AJC Refunding Debt Service**										
EXPENSE										
80000	Bond Principal	.00	.00	.00	.00	.00	.00	.00	+++	3,130,000.00
80020	Interest- Bonds	.00	.00	.00	.00	.00	.00	.00	+++	7,355.50
99001	Transfer to General Fund 001	.00	.00	.00	.00	.00	.00	.00	+++	440,925.75
	EXPENSE TOTALS	$0.00	$0.00	$0.00	$0.00	$0.00	$0.00	$0.00	+++	$3,578,281.25
	Fund **623 - JJC/AJC Refunding Debt Service** Totals									
	REVENUE TOTALS	.00	.00	.00	.00	.00	.00	.00	+++	.00
	EXPENSE TOTALS	.00	.00	.00	.00	.00	.00	.00	+++	3,578,281.25
	Fund **623 - JJC/AJC Refunding Debt Service** Totals	$0.00	$0.00	$0.00	$0.00	$0.00	$0.00	$0.00		($3,578,281.25)
Fund **624 - Longmeadow Debt Service**										
REVENUE										
38000	Investment Income	.00	.00	.00	.00	.00	.00	.00	+++	6.02
39305	Transfer from Transportation Sales Tax Fund 305	.00	.00	.00	.00	.00	.00	.00	+++	3,592,427.79
39515	Transfer from Longmeadow Bond Construction Fund 515	.00	.00	.00	.00	.00	.00	.00	+++	933,205.43
39558	Transfer from North Impact Fees Fund 558	.00	.00	.00	.00	.00	.00	.00	+++	3,643,967.22
39625	Transfer from Longmeadow Debt Service Fund 625	.00	.00	.00	.00	.00	.00	.00	+++	22.41
	REVENUE TOTALS	$0.00	$0.00	$0.00	$0.00	$0.00	$0.00	$0.00	+++	$8,169,628.87
EXPENSE										
80000	Bond Principal	.00	.00	.00	.00	.00	.00	.00	+++	8,171,350.69
	EXPENSE TOTALS	$0.00	$0.00	$0.00	$0.00	$0.00	$0.00	$0.00	+++	$8,171,350.69
	Fund **624 - Longmeadow Debt Service** Totals									
	REVENUE TOTALS	.00	.00	.00	.00	.00	.00	.00	+++	8,169,628.87
	EXPENSE TOTALS	.00	.00	.00	.00	.00	.00	.00	+++	8,171,350.69
	Fund **624 - Longmeadow Debt Service** Totals	$0.00	$0.00	$0.00	$0.00	$0.00	$0.00	$0.00		($1,721.82)
Fund **650 - Enterprise Surcharge**										
REVENUE										
33903	Grants - Federal Government	287,652.00	.00	287,652.00	57,975.30	.00	57,975.30	229,676.70	20	67,136.15

Budget Performance Report

Fiscal Year to Date 05/31/26

Include Rollup Account and Rollup to Account

Account	Account Description	Adopted Budget	Budget Amendments	Amended Budget	Current Month Transactions	YTD Encumbrances	YTD Transactions	Budget - YTD Transactions	% Used/ Rec'd	Prior Year Total
Fund **650 - Enterprise Surcharge**										
REVENUE										
34690	Hauling Fees	18,000.00	.00	18,000.00	.00	.00	20,775.00	(2,775.00)	115	6,950.00
34715	Franchise Fee	10,400.00	.00	10,400.00	.00	.00	.00	10,400.00	0	.00
35405	Electric Vehicle Charging Station Fee	500.00	.00	500.00	548.50	.00	1,318.61	(818.61)	264	26,774.60
37270	House Hazard Waste Reimbursement	75,000.00	.00	75,000.00	.00	.00	18,470.00	56,530.00	25	115,431.70
38000	Investment Income	86,457.00	.00	86,457.00	.00	.00	76,011.00	10,446.00	88	331,946.87
38900	Miscellaneous Other	.00	.00	.00	.00	.00	.00	.00	+++	10,862.72
39120	Transfer from Grand Victoria Casino Elgin Fund 120	162,400.00	.00	162,400.00	.00	.00	162,400.00	.00	100	96,800.00
39355	Transfer from American Rescue Plan Fund 355	.00	.00	.00	.00	.00	.00	.00	+++	187,483.64
39900	Fund Balance Utilization	17,129.00	2,709.00	19,838.00	.00	.00	.00	19,838.00	0	.00
	REVENUE TOTALS	$657,538.00	$2,709.00	$660,247.00	$58,523.80	$0.00	$336,949.91	$323,297.09	51%	$843,385.68
EXPENSE										
40000	Salaries and Wages	86,030.00	2,373.00	88,403.00	6,243.00	.00	38,973.30	49,429.70	44	13,391.87
45000	Healthcare Contribution	26,627.00	.00	26,627.00	2,184.82	.00	12,836.78	13,790.22	48	5,495.56
45010	Dental Contribution	654.00	.00	654.00	54.38	.00	317.77	336.23	49	107.69
45100	FICA/SS Contribution	6,588.00	181.00	6,769.00	419.39	.00	2,615.63	4,153.37	39	960.52
45200	IMRF Contribution	5,175.00	155.00	5,330.00	358.52	.00	2,226.29	3,103.71	42	679.24
50140	Engineering Services	15,000.00	.00	15,000.00	1,452.50	.00	1,452.50	13,547.50	10	1,583.75
50150	Contractual/Consulting Services	361,500.00	.00	361,500.00	5,152.40	153,224.70	79,969.48	128,305.82	65	111,452.25
50590	Professional Services	25,000.00	.00	25,000.00	15,521.39	.00	30,599.88	(5,599.88)	122	20,401.82
50660	Electric Vehicle Services	1,000.00	.00	1,000.00	.00	.00	.00	1,000.00	0	.00
52230	Repairs and Maint- Vehicles	1,000.00	.00	1,000.00	.00	.00	.00	1,000.00	0	1,978.49
53000	Liability Insurance	3,210.00	.00	3,210.00	.00	.00	.00	3,210.00	0	290.50
53010	Workers Compensation	1,491.00	.00	1,491.00	.00	.00	.00	1,491.00	0	135.93
53020	Unemployment Claims	53.00	.00	53.00	.00	.00	.00	53.00	0	4.09
53060	General Printing	20,500.00	.00	20,500.00	.00	.00	12,837.00	7,663.00	63	2,324.00
53100	Conferences and Meetings	2,125.00	.00	2,125.00	15.00	.00	65.00	2,060.00	3	1,874.53
53120	Employee Mileage Expense	250.00	.00	250.00	.00	.00	.00	250.00	0	.00
53130	General Association Dues	2,760.00	.00	2,760.00	.00	.00	1,068.92	1,691.08	39	4,165.00
60000	Office Supplies	600.00	.00	600.00	.00	.00	347.62	252.38	58	550.40
60010	Operating Supplies	36,299.00	.00	36,299.00	935.44	8,520.50	6,955.97	20,822.53	43	10,866.60
60040	Postage	5,500.00	.00	5,500.00	.00	.00	.00	5,500.00	0	.00
60050	Books and Subscriptions	150.00	.00	150.00	.00	.00	.00	150.00	0	.00
63040	Fuel- Vehicles	500.00	.00	500.00	.00	.00	6.02	493.98	1	156.81
64000	Telephone	2,300.00	.00	2,300.00	.00	.00	.00	2,300.00	0	303.26
89000	Addition to Fund Balance	52,239.00	.00	52,239.00	.00	.00	.00	52,239.00	0	.00
99001	Transfer to General Fund 001	987.00	.00	987.00	.00	.00	987.00	.00	100	987.00
	EXPENSE TOTALS	$657,538.00	$2,709.00	$660,247.00	$32,336.84	$161,745.20	$191,259.16	$307,242.64	53%	$177,709.31

Fund **650 - Enterprise Surcharge** Totals

Budget Performance Report

Fiscal Year to Date 05/31/26

Include Rollup Account and Rollup to Account

Account	Account Description	Adopted Budget	Budget Amendments	Amended Budget	Current Month Transactions	YTD Encumbrances	YTD Transactions	Budget - YTD Transactions	% Used/ Rec'd	Prior Year Total
	REVENUE TOTALS	657,538.00	2,709.00	660,247.00	58,523.80	.00	336,949.91	323,297.09	51%	843,385.68
	EXPENSE TOTALS	657,538.00	2,709.00	660,247.00	32,336.84	161,745.20	191,259.16	307,242.64	53%	177,709.31
	Fund **650 - Enterprise Surcharge** Totals	$0.00	$0.00	$0.00	$26,186.96	($161,745.20)	$145,690.75	$16,054.45		$665,676.37
Fund **652 - Health Insurance Fund**										
REVENUE										
38000	Investment Income	197,013.00	.00	197,013.00	.00	.00	151,100.19	45,912.81	77	693,726.70
38910	Healthcare Employer Portion	19,153,444.00	.00	19,153,444.00	1,492,573.14	.00	8,943,780.57	10,209,663.43	47	17,336,050.80
38915	Dental Employer Portion	526,708.00	.00	526,708.00	41,661.50	.00	250,333.14	276,374.86	48	488,596.62
38920	Healthcare Employee Portion	3,922,995.00	.00	3,922,995.00	317,709.62	.00	1,901,193.99	2,021,801.01	48	3,646,225.56
38921	Dental Employee Portion	107,880.00	.00	107,880.00	26,350.66	.00	158,383.80	(50,503.80)	147	309,611.72
38927	MERP Employer Portion	1,154,246.00	.00	1,154,246.00	97,367.00	.00	604,130.50	550,115.50	52	1,328,270.44
38930	Retiree Payments	580,000.00	.00	580,000.00	48,670.41	.00	310,595.74	269,404.26	54	663,413.18
38935	Retiree Payments - Dental	32,000.00	.00	32,000.00	154.81	.00	1,800.82	30,199.18	6	3,656.49
38940	Cobra Payments	.00	.00	.00	996.24	.00	31,776.57	(31,776.57)	+++	71,340.97
38945	Cobra Payments - Dental	.00	.00	.00	75.52	.00	1,317.83	(1,317.83)	+++	3,227.14
	REVENUE TOTALS	$25,674,286.00	$0.00	$25,674,286.00	$2,025,558.90	$0.00	$12,354,413.15	$13,319,872.85	48%	$24,544,119.62
EXPENSE										
45100	FICA/SS Contribution	.00	.00	.00	.00	.00	.00	.00	+++	382.74
50150	Contractual/Consulting Services	117,000.00	.00	117,000.00	10,416.67	.00	59,750.01	57,249.99	51	113,250.00
50340	Software Licensing Cost	6,000.00	.00	6,000.00	.00	.00	.00	6,000.00	0	.00
50520	Healthcare Admin Services	17,000.00	.00	17,000.00	1,722.00	.00	8,965.00	8,035.00	53	19,627.50
53005	Healthcare - Stop Loss Insurance	2,186,083.00	.00	2,186,083.00	(1,042,643.21)	.00	(464,007.77)	2,650,090.77	-21	830,841.72
53031	Self Insured Healthcare Claims	21,903,694.00	.00	21,903,694.00	2,430,053.89	.00	9,504,405.63	12,399,288.37	43	18,786,966.31
53032	Self Insured Healthcare Claims Administration	(1,177,112.00)	.00	(1,177,112.00)	64,336.93	.00	313,745.40	(1,490,857.40)	-27	726,611.59
53033	Healthcare Facility Access Fee	.00	.00	.00	4,718.64	.00	20,048.81	(20,048.81)	+++	55,114.97
53034	Healthcare HMO Managed Care Fee	.00	.00	.00	8,651.76	.00	34,821.80	(34,821.80)	+++	50,839.09
53035	Healthcare Physician Services Fee	.00	.00	.00	196,252.56	.00	998,550.12	(998,550.12)	+++	2,550,993.86
53037	Healthcare Credits	.00	.00	.00	(160,355.40)	.00	(779,517.80)	779,517.80	+++	(1,602,594.39)
53038	Healthcare - Vision Insurance	96,288.00	.00	96,288.00	7,892.96	.00	46,986.13	49,301.87	49	85,315.68
53039	Affordable Care Act Fee	7,000.00	.00	7,000.00	.00	.00	.00	7,000.00	0	6,359.17
53300	Healthcare - Health Insurance	213,390.00	.00	213,390.00	29,874.60	.00	106,104.35	107,285.65	50	319,267.24
53310	Healthcare - Dental Insurance	899,679.00	.00	899,679.00	72,770.32	.00	438,138.96	461,540.04	49	826,219.53
53320	Healthcare - Life Insurance	.00	.00	.00	.00	.00	.00	.00	+++	17,760.00
53330	Healthcare - Medical Expense Reimbursement	.00	.00	.00	14,967.51	.00	113,142.37	(113,142.37)	+++	270,664.90
53332	MERP Claim Reimbursements	1,055,600.00	.00	1,055,600.00	.00	.00	.00	1,055,600.00	0	.00
53334	MERP Administration Fees	30,000.00	.00	30,000.00	.00	.00	.00	30,000.00	0	.00
53340	Healthcare - Medical Premium Reimbursement	.00	.00	.00	.00	.00	.00	.00	+++	7,810.90
53380	Healthcare - Wellness	.00	.00	.00	.00	.00	.00	.00	+++	(50,000.00)
53385	Financial Wellness	.00	.00	.00	.00	.00	2,500.00	(2,500.00)	+++	10,000.00
53400	Employee Assistance Plan	12,000.00	.00	12,000.00	.00	.00	6,720.00	5,280.00	56	.00
53405	HSA Employee Accounts	91,500.00	.00	91,500.00	16,848.26	.00	95,313.08	(3,813.08)	104	.00

Budget Performance Report

Fiscal Year to Date 05/31/26

Include Rollup Account and Rollup to Account

Account	Account Description	Adopted Budget	Budget Amendments	Amended Budget	Current Month Transactions	YTD Encumbrances	YTD Transactions	Budget - YTD Transactions	% Used/ Rec'd	Prior Year Total
Fund **652 - Health Insurance Fund**										
EXPENSE										
60010	Operating Supplies	1,000.00	.00	1,000.00	.00	.00	297.53	702.47	30	.00
89000	Addition to Fund Balance	215,164.00	.00	215,164.00	.00	.00	.00	215,164.00	0	.00
	EXPENSE TOTALS	$25,674,286.00	$0.00	$25,674,286.00	$1,655,507.49	$0.00	$10,505,963.62	$15,168,322.38	41%	$23,025,430.81
	Fund **652 - Health Insurance Fund** Totals									
	REVENUE TOTALS	25,674,286.00	.00	25,674,286.00	2,025,558.90	.00	12,354,413.15	13,319,872.85	48%	24,544,119.62
	EXPENSE TOTALS	25,674,286.00	.00	25,674,286.00	1,655,507.49	.00	10,505,963.62	15,168,322.38	41%	23,025,430.81
	Fund **652 - Health Insurance Fund** Totals	$0.00	$0.00	$0.00	$370,051.41	$0.00	$1,848,449.53	($1,848,449.53)		$1,518,688.81
Fund **660 - Working Cash**										
REVENUE										
38000	Investment Income	79,674.00	.00	79,674.00	.00	.00	52,098.45	27,575.55	65	205,586.82
	REVENUE TOTALS	$79,674.00	$0.00	$79,674.00	$0.00	$0.00	$52,098.45	$27,575.55	65%	$205,586.82
EXPENSE										
89000	Addition to Fund Balance	79,674.00	.00	79,674.00	.00	.00	.00	79,674.00	0	.00
	EXPENSE TOTALS	$79,674.00	$0.00	$79,674.00	$0.00	$0.00	$0.00	$79,674.00	0%	$0.00
	Fund **660 - Working Cash** Totals									
	REVENUE TOTALS	79,674.00	.00	79,674.00	.00	.00	52,098.45	27,575.55	65%	205,586.82
	EXPENSE TOTALS	79,674.00	.00	79,674.00	.00	.00	.00	79,674.00	0%	.00
	Fund **660 - Working Cash** Totals	$0.00	$0.00	$0.00	$0.00	$0.00	$52,098.45	($52,098.45)		$205,586.82
Fund **701 - Elder Fatality Review Team**										
REVENUE										
38000	Investment Income	95.00	.00	95.00	.00	.00	61.66	33.34	65	251.76
	REVENUE TOTALS	$95.00	$0.00	$95.00	$0.00	$0.00	$61.66	$33.34	65%	$251.76
EXPENSE										
89000	Addition to Fund Balance	95.00	.00	95.00	.00	.00	.00	95.00	0	.00
	EXPENSE TOTALS	$95.00	$0.00	$95.00	$0.00	$0.00	$0.00	$95.00	0%	$0.00
	Fund **701 - Elder Fatality Review Team** Totals									
	REVENUE TOTALS	95.00	.00	95.00	.00	.00	61.66	33.34	65%	251.76
	EXPENSE TOTALS	95.00	.00	95.00	.00	.00	.00	95.00	0%	.00
	Fund **701 - Elder Fatality Review Team** Totals	$0.00	$0.00	$0.00	$0.00	$0.00	$61.66	($61.66)		$251.76
Fund **702 - Sheriff's Detail Escrow**										
REVENUE										
34350	Detail Fees	200,000.00	.00	200,000.00	16,035.00	.00	79,753.75	120,246.25	40	199,278.75
38000	Investment Income	.00	.00	.00	.00	.00	.00	.00	+++	130.22
	REVENUE TOTALS	$200,000.00	$0.00	$200,000.00	$16,035.00	$0.00	$79,753.75	$120,246.25	40%	$199,408.97
EXPENSE										
50150	Contractual/Consulting Services	200,000.00	.00	200,000.00	19,292.82	.00	111,916.67	88,083.33	56	218,745.85

Budget Performance Report

Fiscal Year to Date 05/31/26

Include Rollup Account and Rollup to Account

Account	Account Description	Adopted Budget	Budget Amendments	Amended Budget	Current Month Transactions	YTD Encumbrances	YTD Transactions	Budget - YTD Transactions	% Used/ Rec'd	Prior Year Total
Fund **702 - Sheriff's Detail Escrow**										
	EXPENSE TOTALS	$200,000.00	$0.00	$200,000.00	$19,292.82	$0.00	$111,916.67	$88,083.33	56%	$218,745.85
	Fund **702 - Sheriff's Detail Escrow** Totals									
	REVENUE TOTALS	200,000.00	.00	200,000.00	16,035.00	.00	79,753.75	120,246.25	40%	199,408.97
	EXPENSE TOTALS	200,000.00	.00	200,000.00	19,292.82	.00	111,916.67	88,083.33	56%	218,745.85
	Fund **702 - Sheriff's Detail Escrow** Totals	$0.00	$0.00	$0.00	($3,257.82)	$0.00	($32,162.92)	$32,162.92		($19,336.88)
Fund **703 - Special Trust**										
REVENUE										
38000	Investment Income	.00	.00	.00	.00	.00	13,200.15	(13,200.15)	+++	(154,148.03)
	REVENUE TOTALS	$0.00	$0.00	$0.00	$0.00	$0.00	$13,200.15	($13,200.15)	+++	($154,148.03)
	Fund **703 - Special Trust** Totals									
	REVENUE TOTALS	.00	.00	.00	.00	.00	13,200.15	(13,200.15)	+++	(154,148.03)
	EXPENSE TOTALS	.00	.00	.00	.00	.00	.00	.00	+++	.00
	Fund **703 - Special Trust** Totals	$0.00	$0.00	$0.00	$0.00	$0.00	$13,200.15	($13,200.15)		($154,148.03)
Fund **705 - 911 Emergency Surcharge**										
REVENUE										
38000	Investment Income	.00	.00	.00	.00	.00	41,982.36	(41,982.36)	+++	388,447.64
38538	Collections	.00	.00	.00	.00	.00	325,771.08	(325,771.08)	+++	1,066,991.18
	REVENUE TOTALS	$0.00	$0.00	$0.00	$0.00	$0.00	$367,753.44	($367,753.44)	+++	$1,455,438.82
EXPENSE										
50168	Distribution	.00	.00	.00	728.84	.00	34,172.84	(34,172.84)	+++	1,375,894.17
50169	Distributions-re: GASB 84	.00	.00	.00	.00	.00	.00	.00	+++	79,544.65
	EXPENSE TOTALS	$0.00	$0.00	$0.00	$728.84	$0.00	$34,172.84	($34,172.84)	+++	$1,455,438.82
	Fund **705 - 911 Emergency Surcharge** Totals									
	REVENUE TOTALS	.00	.00	.00	.00	.00	367,753.44	(367,753.44)	+++	1,455,438.82
	EXPENSE TOTALS	.00	.00	.00	728.84	.00	34,172.84	(34,172.84)	+++	1,455,438.82
	Fund **705 - 911 Emergency Surcharge** Totals	$0.00	$0.00	$0.00	($728.84)	$0.00	$333,580.60	($333,580.60)		$0.00
Fund **706 - Township Bridge**										
REVENUE										
38000	Investment Income	.00	.00	.00	.00	.00	767.50	(767.50)	+++	5,533.11
	REVENUE TOTALS	$0.00	$0.00	$0.00	$0.00	$0.00	$767.50	($767.50)	+++	$5,533.11
EXPENSE										
50169	Distributions-re: GASB 84	.00	.00	.00	.00	.00	.00	.00	+++	5,533.11
	EXPENSE TOTALS	$0.00	$0.00	$0.00	$0.00	$0.00	$0.00	$0.00	+++	$5,533.11
	Fund **706 - Township Bridge** Totals									
	REVENUE TOTALS	.00	.00	.00	.00	.00	767.50	(767.50)	+++	5,533.11
	EXPENSE TOTALS	.00	.00	.00	.00	.00	.00	.00	+++	5,533.11

Budget Performance Report

Fiscal Year to Date 05/31/26

Include Rollup Account and Rollup to Account

Account	Account Description	Adopted Budget	Budget Amendments	Amended Budget	Current Month Transactions	YTD Encumbrances	YTD Transactions	Budget - YTD Transactions	% Used/ Rec'd	Prior Year Total
	Fund **706 - Township Bridge** Totals	$0.00	$0.00	$0.00	$0.00	$0.00	$767.50	($767.50)		$0.00
Fund **708 - Wireless 911**										
REVENUE										
38000	Investment Income	.00	.00	.00	.00	.00	4,825.21	(4,825.21)	+++	49,008.20
38538	Collections	.00	.00	.00	.00	.00	977,313.24	(977,313.24)	+++	3,200,973.48
	REVENUE TOTALS	$0.00	$0.00	$0.00	$0.00	$0.00	$982,138.45	($982,138.45)	+++	$3,249,981.68
EXPENSE										
50168	Distribution	.00	.00	.00	180,048.88	.00	1,137,274.02	(1,137,274.02)	+++	3,336,474.94
50169	Distributions-re: GASB 84	.00	.00	.00	.00	.00	.00	.00	+++	(86,493.26)
	EXPENSE TOTALS	$0.00	$0.00	$0.00	$180,048.88	$0.00	$1,137,274.02	($1,137,274.02)	+++	$3,249,981.68
	Fund **708 - Wireless 911** Totals									
	REVENUE TOTALS	.00	.00	.00	.00	.00	982,138.45	(982,138.45)	+++	3,249,981.68
	EXPENSE TOTALS	.00	.00	.00	180,048.88	.00	1,137,274.02	(1,137,274.02)	+++	3,249,981.68
	Fund **708 - Wireless 911** Totals	$0.00	$0.00	$0.00	($180,048.88)	$0.00	($155,135.57)	$155,135.57		$0.00
Fund **709 - Special Deposit**										
REVENUE										
38000	Investment Income	.00	.00	.00	.00	.00	12,223.97	(12,223.97)	+++	21,769.87
38526	Special Deposit Collections	.00	.00	.00	.00	.00	.00	.00	+++	383,290.74
	REVENUE TOTALS	$0.00	$0.00	$0.00	$0.00	$0.00	$12,223.97	($12,223.97)	+++	$405,060.61
EXPENSE										
50150	Contractual/Consulting Services	.00	.00	.00	.00	.00	.00	.00	+++	2,332.28
	EXPENSE TOTALS	$0.00	$0.00	$0.00	$0.00	$0.00	$0.00	$0.00	+++	$2,332.28
	Fund **709 - Special Deposit** Totals									
	REVENUE TOTALS	.00	.00	.00	.00	.00	12,223.97	(12,223.97)	+++	405,060.61
	EXPENSE TOTALS	.00	.00	.00	.00	.00	.00	.00	+++	2,332.28
	Fund **709 - Special Deposit** Totals	$0.00	$0.00	$0.00	$0.00	$0.00	$12,223.97	($12,223.97)		$402,728.33
Fund **724 - Recorder's Rental Surcharge**										
REVENUE										
38000	Investment Income	.00	.00	.00	.00	.00	1,068.93	(1,068.93)	+++	1,541.34
38538	Collections	.00	.00	.00	.00	.00	.00	.00	+++	891,432.00
	REVENUE TOTALS	$0.00	$0.00	$0.00	$0.00	$0.00	$1,068.93	($1,068.93)	+++	$892,973.34
EXPENSE										
50168	Distribution	.00	.00	.00	.00	.00	.00	.00	+++	890,874.00
50169	Distributions-re: GASB 84	.00	.00	.00	.00	.00	.00	.00	+++	2,099.34
	EXPENSE TOTALS	$0.00	$0.00	$0.00	$0.00	$0.00	$0.00	$0.00	+++	$892,973.34
	Fund **724 - Recorder's Rental Surcharge** Totals									
	REVENUE TOTALS	.00	.00	.00	.00	.00	1,068.93	(1,068.93)	+++	892,973.34
	EXPENSE TOTALS	.00	.00	.00	.00	.00	.00	.00	+++	892,973.34

Budget Performance Report

Fiscal Year to Date 05/31/26

Include Rollup Account and Rollup to Account

Account	Account Description	Adopted Budget	Budget Amendments	Amended Budget	Current Month Transactions	YTD Encumbrances	YTD Transactions	Budget - YTD Transactions	% Used/ Rec'd	Prior Year Total
	Fund **724 - Recorder's Rental Surcharge** Totals	$0.00	$0.00	$0.00	$0.00	$0.00	$1,068.93	($1,068.93)		$0.00
Fund **725 - Tax Redemption**										
REVENUE										
38535	Tax Redemption Collections	.00	.00	.00	.00	.00	.00	.00	+++	13,808,340.92
	REVENUE TOTALS	$0.00	$0.00	$0.00	$0.00	$0.00	$0.00	$0.00	+++	$13,808,340.92
EXPENSE										
50169	Distributions-re: GASB 84	.00	.00	.00	.00	.00	.00	.00	+++	611,972.24
50535	Tax Redemption Distributions	.00	.00	.00	.00	.00	.00	.00	+++	13,196,368.68
	EXPENSE TOTALS	$0.00	$0.00	$0.00	$0.00	$0.00	$0.00	$0.00	+++	$13,808,340.92
	Fund **725 - Tax Redemption** Totals									
	REVENUE TOTALS	.00	.00	.00	.00	.00	.00	.00	+++	13,808,340.92
	EXPENSE TOTALS	.00	.00	.00	.00	.00	.00	.00	+++	13,808,340.92
	Fund **725 - Tax Redemption** Totals	$0.00	$0.00	$0.00	$0.00	$0.00	$0.00	$0.00		$0.00
Fund **746 - County Clerk Domestic Violence**										
REVENUE										
38000	Investment Income	.00	.00	.00	.00	.00	11.02	(11.02)	+++	12.71
38538	Collections	.00	.00	.00	.00	.00	.00	.00	+++	17,215.00
	REVENUE TOTALS	$0.00	$0.00	$0.00	$0.00	$0.00	$11.02	($11.02)	+++	$17,227.71
EXPENSE										
50168	Distribution	.00	.00	.00	.00	.00	.00	.00	+++	17,215.00
50169	Distributions-re: GASB 84	.00	.00	.00	.00	.00	.00	.00	+++	12.71
	EXPENSE TOTALS	$0.00	$0.00	$0.00	$0.00	$0.00	$0.00	$0.00	+++	$17,227.71
	Fund **746 - County Clerk Domestic Violence** Totals									
	REVENUE TOTALS	.00	.00	.00	.00	.00	11.02	(11.02)	+++	17,227.71
	EXPENSE TOTALS	.00	.00	.00	.00	.00	.00	.00	+++	17,227.71
	Fund **746 - County Clerk Domestic Violence** Totals	$0.00	$0.00	$0.00	$0.00	$0.00	$11.02	($11.02)		$0.00
Fund **747 - Death Certificates**										
REVENUE										
38000	Investment Income	.00	.00	.00	.00	.00	127.88	(127.88)	+++	109.61
38538	Collections	.00	.00	.00	.00	.00	.00	.00	+++	129,708.00
	REVENUE TOTALS	$0.00	$0.00	$0.00	$0.00	$0.00	$127.88	($127.88)	+++	$129,817.61
EXPENSE										
50168	Distribution	.00	.00	.00	.00	.00	.00	.00	+++	129,708.00
50169	Distributions-re: GASB 84	.00	.00	.00	.00	.00	.00	.00	+++	109.61
	EXPENSE TOTALS	$0.00	$0.00	$0.00	$0.00	$0.00	$0.00	$0.00	+++	$129,817.61
	Fund **747 - Death Certificates** Totals									
	REVENUE TOTALS	.00	.00	.00	.00	.00	127.88	(127.88)	+++	129,817.61
	EXPENSE TOTALS	.00	.00	.00	.00	.00	.00	.00	+++	129,817.61

Budget Performance Report

Fiscal Year to Date 05/31/26

Include Rollup Account and Rollup to Account

Account	Account Description	Adopted Budget	Budget Amendments	Amended Budget	Current Month Transactions	YTD Encumbrances	YTD Transactions	Budget - YTD Transactions	% Used/ Rec'd	Prior Year Total
	Fund **747 - Death Certificates** Totals	$0.00	$0.00	$0.00	$0.00	$0.00	$127.88	($127.88)		$0.00
Fund **751 - Subdivision Review Escrow**										
REVENUE										
38000	Investment Income	488.00	.00	488.00	.00	.00	225.08	262.92	46	1,146.92
38538	Collections	1,000.00	.00	1,000.00	.00	.00	.00	1,000.00	0	.00
	REVENUE TOTALS	$1,488.00	$0.00	$1,488.00	$0.00	$0.00	$225.08	$1,262.92	15%	$1,146.92
EXPENSE										
50168	Distribution	1,488.00	.00	1,488.00	.00	.00	.00	1,488.00	0	.00
	EXPENSE TOTALS	$1,488.00	$0.00	$1,488.00	$0.00	$0.00	$0.00	$1,488.00	0%	$0.00
	Fund **751 - Subdivision Review Escrow** Totals									
	REVENUE TOTALS	1,488.00	.00	1,488.00	.00	.00	225.08	1,262.92	15%	1,146.92
	EXPENSE TOTALS	1,488.00	.00	1,488.00	.00	.00	.00	1,488.00	0%	.00
	Fund **751 - Subdivision Review Escrow** Totals	$0.00	$0.00	$0.00	$0.00	$0.00	$225.08	($225.08)		$1,146.92
Fund **752 - Crane Road Estates SSA**										
REVENUE										
38000	Investment Income	.00	.00	.00	.00	.00	548.47	(548.47)	+++	1,013.52
38538	Collections	.00	.00	.00	.00	.00	.00	.00	+++	65,912.64
	REVENUE TOTALS	$0.00	$0.00	$0.00	$0.00	$0.00	$548.47	($548.47)	+++	$66,926.16
EXPENSE										
50168	Distribution	.00	.00	.00	.00	.00	.00	.00	+++	66,179.07
50169	Distributions-re: GASB 84	.00	.00	.00	.00	.00	.00	.00	+++	747.09
	EXPENSE TOTALS	$0.00	$0.00	$0.00	$0.00	$0.00	$0.00	$0.00	+++	$66,926.16
	Fund **752 - Crane Road Estates SSA** Totals									
	REVENUE TOTALS	.00	.00	.00	.00	.00	548.47	(548.47)	+++	66,926.16
	EXPENSE TOTALS	.00	.00	.00	.00	.00	.00	.00	+++	66,926.16
	Fund **752 - Crane Road Estates SSA** Totals	$0.00	$0.00	$0.00	$0.00	$0.00	$548.47	($548.47)		$0.00
Fund **753 - Junior Kane County Board**										
REVENUE										
38000	Investment Income	.00	.00	.00	.00	.00	33.68	(33.68)	+++	62.69
	REVENUE TOTALS	$0.00	$0.00	$0.00	$0.00	$0.00	$33.68	($33.68)	+++	$62.69
EXPENSE										
50169	Distributions-re: GASB 84	.00	.00	.00	.00	.00	.00	.00	+++	62.69
	EXPENSE TOTALS	$0.00	$0.00	$0.00	$0.00	$0.00	$0.00	$0.00	+++	$62.69
	Fund **753 - Junior Kane County Board** Totals									
	REVENUE TOTALS	.00	.00	.00	.00	.00	33.68	(33.68)	+++	62.69
	EXPENSE TOTALS	.00	.00	.00	.00	.00	.00	.00	+++	62.69
	Fund **753 - Junior Kane County Board** Totals	$0.00	$0.00	$0.00	$0.00	$0.00	$33.68	($33.68)		$0.00

Budget Performance Report

Fiscal Year to Date 05/31/26

Include Rollup Account and Rollup to Account

Account	Account Description	Adopted Budget	Budget Amendments	Amended Budget	Current Month Transactions	YTD Encumbrances	YTD Transactions	Budget - YTD Transactions	% Used/ Rec'd	Prior Year Total
Fund **756 - Court Services Adult Restitution**										
REVENUE										
38030	Investment Income- Other Depts	.00	.00	.00	10.92	.00	64.07	(64.07)	+++	138.72
	REVENUE TOTALS	$0.00	$0.00	$0.00	$10.92	$0.00	$64.07	($64.07)	+++	$138.72
EXPENSE										
50169	Distributions-re: GASB 84	.00	.00	.00	.00	.00	.00	.00	+++	138.72
	EXPENSE TOTALS	$0.00	$0.00	$0.00	$0.00	$0.00	$0.00	$0.00	+++	$138.72
	Fund **756 - Court Services Adult Restitution** Totals									
	REVENUE TOTALS	.00	.00	.00	10.92	.00	64.07	(64.07)	+++	138.72
	EXPENSE TOTALS	.00	.00	.00	.00	.00	.00	.00	+++	138.72
	Fund **756 - Court Services Adult Restitution** Totals	$0.00	$0.00	$0.00	$10.92	$0.00	$64.07	($64.07)		$0.00
Fund **757 - Court Srvcs Juvenile Restitution**										
REVENUE										
36100	Court Fines	.00	.00	.00	723.00	.00	8,828.39	(8,828.39)	+++	8,492.40
38000	Investment Income	.00	.00	.00	.00	.00	3.21	(3.21)	+++	5.98
38030	Investment Income- Other Depts	.00	.00	.00	4.04	.00	23.06	(23.06)	+++	193.79
	REVENUE TOTALS	$0.00	$0.00	$0.00	$727.04	$0.00	$8,854.66	($8,854.66)	+++	$8,692.17
EXPENSE										
50165	Court Services Distributions	.00	.00	.00	723.00	.00	8,828.39	(8,828.39)	+++	8,636.49
50169	Distributions-re: GASB 84	.00	.00	.00	.00	.00	.00	.00	+++	49.70
	EXPENSE TOTALS	$0.00	$0.00	$0.00	$723.00	$0.00	$8,828.39	($8,828.39)	+++	$8,686.19
	Fund **757 - Court Srvcs Juvenile Restitution** Totals									
	REVENUE TOTALS	.00	.00	.00	727.04	.00	8,854.66	(8,854.66)	+++	8,692.17
	EXPENSE TOTALS	.00	.00	.00	723.00	.00	8,828.39	(8,828.39)	+++	8,686.19
	Fund **757 - Court Srvcs Juvenile Restitution** Totals	$0.00	$0.00	$0.00	$4.04	$0.00	$26.27	($26.27)		$5.98
Fund **758 - Court Services Adoption**										
REVENUE										
38030	Investment Income- Other Depts	.00	.00	.00	.00	.00	.00	.00	+++	27.01
	REVENUE TOTALS	$0.00	$0.00	$0.00	$0.00	$0.00	$0.00	$0.00	+++	$27.01
EXPENSE										
50169	Distributions-re: GASB 84	.00	.00	.00	.00	.00	.00	.00	+++	27.01
	EXPENSE TOTALS	$0.00	$0.00	$0.00	$0.00	$0.00	$0.00	$0.00	+++	$27.01
	Fund **758 - Court Services Adoption** Totals									
	REVENUE TOTALS	.00	.00	.00	.00	.00	.00	.00	+++	27.01
	EXPENSE TOTALS	.00	.00	.00	.00	.00	.00	.00	+++	27.01
	Fund **758 - Court Services Adoption** Totals	$0.00	$0.00	$0.00	$0.00	$0.00	$0.00	$0.00		$0.00

Budget Performance Report

Fiscal Year to Date 05/31/26

Include Rollup Account and Rollup to Account

Account	Account Description	Adopted Budget	Budget Amendments	Amended Budget	Current Month Transactions	YTD Encumbrances	YTD Transactions	Budget - YTD Transactions	% Used/ Rec'd	Prior Year Total
Fund **759 - Court Srvcs Employee Education**										
REVENUE										
38000	Investment Income	71.00	.00	71.00	.00	.00	.00	71.00	0	.00
38030	Investment Income- Other Depts	.00	.00	.00	.00	.00	.00	.00	+++	2.82
	REVENUE TOTALS	$71.00	$0.00	$71.00	$0.00	$0.00	$0.00	$71.00	0%	$2.82
EXPENSE										
89000	Addition to Fund Balance	71.00	.00	71.00	.00	.00	.00	71.00	0	.00
	EXPENSE TOTALS	$71.00	$0.00	$71.00	$0.00	$0.00	$0.00	$71.00	0%	$0.00
	Fund **759 - Court Srvcs Employee Education** Totals									
	REVENUE TOTALS	71.00	.00	71.00	.00	.00	.00	71.00	0%	2.82
	EXPENSE TOTALS	71.00	.00	71.00	.00	.00	.00	71.00	0%	.00
	Fund **759 - Court Srvcs Employee Education** Totals	$0.00	$0.00	$0.00	$0.00	$0.00	$0.00	$0.00		$2.82
Fund **761 - State Real Estate Transfer Tax**										
REVENUE										
38000	Investment Income	.00	.00	.00	.00	.00	4,395.00	(4,395.00)	+++	1,734.97
38538	Collections	.00	.00	.00	.00	.00	.00	.00	+++	4,833,169.00
	REVENUE TOTALS	$0.00	$0.00	$0.00	$0.00	$0.00	$4,395.00	($4,395.00)	+++	$4,834,903.97
EXPENSE										
50168	Distribution	.00	.00	.00	.00	.00	.00	.00	+++	4,882,215.00
50169	Distributions-re: GASB 84	.00	.00	.00	.00	.00	.00	.00	+++	(47,311.03)
	EXPENSE TOTALS	$0.00	$0.00	$0.00	$0.00	$0.00	$0.00	$0.00	+++	$4,834,903.97
	Fund **761 - State Real Estate Transfer Tax** Totals									
	REVENUE TOTALS	.00	.00	.00	.00	.00	4,395.00	(4,395.00)	+++	4,834,903.97
	EXPENSE TOTALS	.00	.00	.00	.00	.00	.00	.00	+++	4,834,903.97
	Fund **761 - State Real Estate Transfer Tax** Totals	$0.00	$0.00	$0.00	$0.00	$0.00	$4,395.00	($4,395.00)		$0.00
Fund **762 - Unclaimed Funds**										
REVENUE										
38536	Unclaimed Treasurer Collections	.00	.00	.00	.00	.00	37,548.72	(37,548.72)	+++	489,494.77
	REVENUE TOTALS	$0.00	$0.00	$0.00	$0.00	$0.00	$37,548.72	($37,548.72)	+++	$489,494.77
EXPENSE										
50166	Unclaimed Treasurer Distributions	.00	.00	.00	.00	.00	908.71	(908.71)	+++	473,893.57
50169	Distributions-re: GASB 84	.00	.00	.00	.00	.00	.00	.00	+++	15,601.20
	EXPENSE TOTALS	$0.00	$0.00	$0.00	$0.00	$0.00	$908.71	($908.71)	+++	$489,494.77
	Fund **762 - Unclaimed Funds** Totals									
	REVENUE TOTALS	.00	.00	.00	.00	.00	37,548.72	(37,548.72)	+++	489,494.77
	EXPENSE TOTALS	.00	.00	.00	.00	.00	908.71	(908.71)	+++	489,494.77
	Fund **762 - Unclaimed Funds** Totals	$0.00	$0.00	$0.00	$0.00	$0.00	$36,640.01	($36,640.01)		$0.00

Budget Performance Report

Fiscal Year to Date 05/31/26

Include Rollup Account and Rollup to Account

Account	Account Description	Adopted Budget	Budget Amendments	Amended Budget	Current Month Transactions	YTD Encumbrances	YTD Transactions	Budget - YTD Transactions	% Used/ Rec'd	Prior Year Total
Fund **763 - County Collector**										
REVENUE										
38537	Treasurer/Collector Collections	.00	.00	.00	.00	.00	.00	.00	+++	1,608,691,549.50
	REVENUE TOTALS	$0.00	$0.00	$0.00	$0.00	$0.00	$0.00	$0.00	+++	$1,608,691,549.50
EXPENSE										
50167	Treasurer/Collector Distributions	.00	.00	.00	.00	.00	.00	.00	+++	1,608,691,549.50
	EXPENSE TOTALS	$0.00	$0.00	$0.00	$0.00	$0.00	$0.00	$0.00	+++	$1,608,691,549.50
	Fund **763 - County Collector** Totals									
	REVENUE TOTALS	.00	.00	.00	.00	.00	.00	.00	+++	1,608,691,549.50
	EXPENSE TOTALS	.00	.00	.00	.00	.00	.00	.00	+++	1,608,691,549.50
	Fund **763 - County Collector** Totals	$0.00	$0.00	$0.00	$0.00	$0.00	$0.00	$0.00		$0.00
Fund **764 - Circuit Clerk**										
REVENUE										
34230	County Court System Fees	.00	.00	.00	.00	.00	.00	.00	+++	7,777,433.00
	REVENUE TOTALS	$0.00	$0.00	$0.00	$0.00	$0.00	$0.00	$0.00	+++	$7,777,433.00
EXPENSE										
50150	Contractual/Consulting Services	.00	.00	.00	.00	.00	.00	.00	+++	6,186,983.00
56040	County Court System Payments	.00	.00	.00	.00	.00	.00	.00	+++	3,342,310.00
	EXPENSE TOTALS	$0.00	$0.00	$0.00	$0.00	$0.00	$0.00	$0.00	+++	$9,529,293.00
	Fund **764 - Circuit Clerk** Totals									
	REVENUE TOTALS	.00	.00	.00	.00	.00	.00	.00	+++	7,777,433.00
	EXPENSE TOTALS	.00	.00	.00	.00	.00	.00	.00	+++	9,529,293.00
	Fund **764 - Circuit Clerk** Totals	$0.00	$0.00	$0.00	$0.00	$0.00	$0.00	$0.00		($1,751,860.00)
Fund **765 - Chancery**										
REVENUE										
34370	Chancery Foreclosure Fees	.00	.00	.00	.00	.00	.00	.00	+++	10,566,163.44
	REVENUE TOTALS	$0.00	$0.00	$0.00	$0.00	$0.00	$0.00	$0.00	+++	$10,566,163.44
EXPENSE										
55070	Chancery Foreclosure Deductions	.00	.00	.00	.00	.00	.00	.00	+++	8,166,423.86
88990	Move to Agency Fund	.00	.00	.00	.00	.00	.00	.00	+++	687,684.09
	EXPENSE TOTALS	$0.00	$0.00	$0.00	$0.00	$0.00	$0.00	$0.00	+++	$8,854,107.95
	Fund **765 - Chancery** Totals									
	REVENUE TOTALS	.00	.00	.00	.00	.00	.00	.00	+++	10,566,163.44
	EXPENSE TOTALS	.00	.00	.00	.00	.00	.00	.00	+++	8,854,107.95
	Fund **765 - Chancery** Totals	$0.00	$0.00	$0.00	$0.00	$0.00	$0.00	$0.00		$1,712,055.49

Budget Performance Report

Fiscal Year to Date 05/31/26

Include Rollup Account and Rollup to Account

Account	Account Description	Adopted Budget	Budget Amendments	Amended Budget	Current Month Transactions	YTD Encumbrances	YTD Transactions	Budget - YTD Transactions	% Used/ Rec'd	Prior Year Total
Fund **766 - Detainee Account**										
REVENUE										
38595	Detainee Additions	.00	.00	.00	.00	.00	.00	.00	+++	1,184,825.47
	REVENUE TOTALS	$0.00	$0.00	$0.00	$0.00	$0.00	$0.00	$0.00	+++	$1,184,825.47
EXPENSE										
88010	Detainee Deductions	.00	.00	.00	.00	.00	.00	.00	+++	1,184,825.47
	EXPENSE TOTALS	$0.00	$0.00	$0.00	$0.00	$0.00	$0.00	$0.00	+++	$1,184,825.47
	Fund **766 - Detainee Account** Totals									
	REVENUE TOTALS	.00	.00	.00	.00	.00	.00	.00	+++	1,184,825.47
	EXPENSE TOTALS	.00	.00	.00	.00	.00	.00	.00	+++	1,184,825.47
	Fund **766 - Detainee Account** Totals	$0.00	$0.00	$0.00	$0.00	$0.00	$0.00	$0.00		$0.00
Fund **767 - Southwest Kane County Triad**										
REVENUE										
38520	General Donations	.00	.00	.00	.00	.00	.00	.00	+++	2,146.00
	REVENUE TOTALS	$0.00	$0.00	$0.00	$0.00	$0.00	$0.00	$0.00	+++	$2,146.00
EXPENSE										
65000	Miscellaneous Supplies	.00	.00	.00	.00	.00	.00	.00	+++	4,377.12
	EXPENSE TOTALS	$0.00	$0.00	$0.00	$0.00	$0.00	$0.00	$0.00	+++	$4,377.12
	Fund **767 - Southwest Kane County Triad** Totals									
	REVENUE TOTALS	.00	.00	.00	.00	.00	.00	.00	+++	2,146.00
	EXPENSE TOTALS	.00	.00	.00	.00	.00	.00	.00	+++	4,377.12
	Fund **767 - Southwest Kane County Triad** Totals	$0.00	$0.00	$0.00	$0.00	$0.00	$0.00	$0.00		($2,231.12)
Fund **768 - Sheriff's Escrow**										
REVENUE										
38990	Move from Agency Fund	.00	.00	.00	.00	.00	.00	.00	+++	703,267.89
	REVENUE TOTALS	$0.00	$0.00	$0.00	$0.00	$0.00	$0.00	$0.00	+++	$703,267.89
EXPENSE										
55070	Chancery Foreclosure Deductions	.00	.00	.00	.00	.00	.00	.00	+++	1,278,800.19
	EXPENSE TOTALS	$0.00	$0.00	$0.00	$0.00	$0.00	$0.00	$0.00	+++	$1,278,800.19
	Fund **768 - Sheriff's Escrow** Totals									
	REVENUE TOTALS	.00	.00	.00	.00	.00	.00	.00	+++	703,267.89
	EXPENSE TOTALS	.00	.00	.00	.00	.00	.00	.00	+++	1,278,800.19
	Fund **768 - Sheriff's Escrow** Totals	$0.00	$0.00	$0.00	$0.00	$0.00	$0.00	$0.00		($575,532.30)
Fund **7700 - Aurora Township**										
REVENUE										
30140	Motor Fuel Tax	.00	.00	.00	7,688.09	.00	30,778.33	(30,778.33)	+++	95,791.83
38000	Investment Income	.00	.00	.00	.00	.00	936.87	(936.87)	+++	9,976.89
	REVENUE TOTALS	$0.00	$0.00	$0.00	$7,688.09	$0.00	$31,715.20	($31,715.20)	+++	$105,768.72

Budget Performance Report

Fiscal Year to Date 05/31/26

Include Rollup Account and Rollup to Account

Account	Account Description	Adopted Budget	Budget Amendments	Amended Budget	Current Month Transactions	YTD Encumbrances	YTD Transactions	Budget - YTD Transactions	% Used/ Rec'd	Prior Year Total
Fund **7700 - Aurora Township**										
EXPENSE										
45410	Teamsters Contribution	.00	.00	.00	.00	.00	.00	.00	+++	140,000.00
50169	Distributions-re: GASB 84	.00	.00	.00	.00	.00	.00	.00	+++	(34,231.28)
	EXPENSE TOTALS	$0.00	$0.00	$0.00	$0.00	$0.00	$0.00	$0.00	+++	$105,768.72
	Fund **7700 - Aurora Township** Totals									
	REVENUE TOTALS	.00	.00	.00	7,688.09	.00	31,715.20	(31,715.20)	+++	105,768.72
	EXPENSE TOTALS	.00	.00	.00	.00	.00	.00	.00	+++	105,768.72
	Fund **7700 - Aurora Township** Totals	$0.00	$0.00	$0.00	$7,688.09	$0.00	$31,715.20	($31,715.20)		$0.00
Fund **7701 - Batavia Township**										
REVENUE										
30140	Motor Fuel Tax	.00	.00	.00	2,296.62	.00	9,156.38	(9,156.38)	+++	29,499.66
38000	Investment Income	.00	.00	.00	.00	.00	2,132.60	(2,132.60)	+++	14,124.83
	REVENUE TOTALS	$0.00	$0.00	$0.00	$2,296.62	$0.00	$11,288.98	($11,288.98)	+++	$43,624.49
EXPENSE										
50140	Engineering Services	.00	.00	.00	.00	.00	.00	.00	+++	2,000.00
50169	Distributions-re: GASB 84	.00	.00	.00	.00	.00	.00	.00	+++	(103,835.51)
52080	Repairs and Maint- Resurfacing	.00	.00	.00	.00	.00	.00	.00	+++	145,460.00
	EXPENSE TOTALS	$0.00	$0.00	$0.00	$0.00	$0.00	$0.00	$0.00	+++	$43,624.49
	Fund **7701 - Batavia Township** Totals									
	REVENUE TOTALS	.00	.00	.00	2,296.62	.00	11,288.98	(11,288.98)	+++	43,624.49
	EXPENSE TOTALS	.00	.00	.00	.00	.00	.00	.00	+++	43,624.49
	Fund **7701 - Batavia Township** Totals	$0.00	$0.00	$0.00	$2,296.62	$0.00	$11,288.98	($11,288.98)		$0.00
Fund **7702 - Big Rock Township**										
REVENUE										
30140	Motor Fuel Tax	.00	.00	.00	5,286.73	.00	21,077.58	(21,077.58)	+++	65,040.89
38000	Investment Income	.00	.00	.00	.00	.00	1,770.59	(1,770.59)	+++	6,198.24
	REVENUE TOTALS	$0.00	$0.00	$0.00	$5,286.73	$0.00	$22,848.17	($22,848.17)	+++	$71,239.13
EXPENSE										
50169	Distributions-re: GASB 84	.00	.00	.00	.00	.00	.00	.00	+++	71,239.13
	EXPENSE TOTALS	$0.00	$0.00	$0.00	$0.00	$0.00	$0.00	$0.00	+++	$71,239.13
	Fund **7702 - Big Rock Township** Totals									
	REVENUE TOTALS	.00	.00	.00	5,286.73	.00	22,848.17	(22,848.17)	+++	71,239.13
	EXPENSE TOTALS	.00	.00	.00	.00	.00	.00	.00	+++	71,239.13
	Fund **7702 - Big Rock Township** Totals	$0.00	$0.00	$0.00	$5,286.73	$0.00	$22,848.17	($22,848.17)		$0.00
Fund **7703 - Blackberry Township**										
REVENUE										
30140	Motor Fuel Tax	.00	.00	.00	10,992.84	.00	43,827.12	(43,827.12)	+++	137,161.74

Budget Performance Report

Fiscal Year to Date 05/31/26

Include Rollup Account and Rollup to Account

Account	Account Description	Adopted Budget	Budget Amendments	Amended Budget	Current Month Transactions	YTD Encumbrances	YTD Transactions	Budget - YTD Transactions	% Used/ Rec'd	Prior Year Total
Fund **7703 - Blackberry Township**										
REVENUE										
38000	Investment Income	.00	.00	.00	.00	.00	2,213.32	(2,213.32)	+++	10,534.99
	REVENUE TOTALS	$0.00	$0.00	$0.00	$10,992.84	$0.00	$46,040.44	($46,040.44)	+++	$147,696.73
EXPENSE										
50140	Engineering Services	.00	.00	.00	.00	.00	.00	.00	+++	2,000.00
50169	Distributions-re: GASB 84	.00	.00	.00	.00	.00	.00	.00	+++	15,696.73
52080	Repairs and Maint- Resurfacing	.00	.00	.00	.00	150,000.00	.00	(150,000.00)	+++	130,000.00
	EXPENSE TOTALS	$0.00	$0.00	$0.00	$0.00	$150,000.00	$0.00	($150,000.00)	+++	$147,696.73
	Fund **7703 - Blackberry Township** Totals									
	REVENUE TOTALS	.00	.00	.00	10,992.84	.00	46,040.44	(46,040.44)	+++	147,696.73
	EXPENSE TOTALS	.00	.00	.00	.00	150,000.00	.00	(150,000.00)	+++	147,696.73
	Fund **7703 - Blackberry Township** Totals	$0.00	$0.00	$0.00	$10,992.84	($150,000.00)	$46,040.44	$103,959.56		$0.00
Fund **7704 - Burlington Township**										
REVENUE										
30140	Motor Fuel Tax	.00	.00	.00	5,217.24	.00	20,800.52	(20,800.52)	+++	64,901.79
38000	Investment Income	.00	.00	.00	.00	.00	2,334.43	(2,334.43)	+++	15,110.14
	REVENUE TOTALS	$0.00	$0.00	$0.00	$5,217.24	$0.00	$23,134.95	($23,134.95)	+++	$80,011.93
EXPENSE										
50140	Engineering Services	.00	.00	.00	.00	.00	.00	.00	+++	2,000.00
50169	Distributions-re: GASB 84	.00	.00	.00	.00	.00	.00	.00	+++	(66,495.82)
52080	Repairs and Maint- Resurfacing	.00	.00	.00	.00	127,090.55	.00	(127,090.55)	+++	144,507.75
	EXPENSE TOTALS	$0.00	$0.00	$0.00	$0.00	$127,090.55	$0.00	($127,090.55)	+++	$80,011.93
	Fund **7704 - Burlington Township** Totals									
	REVENUE TOTALS	.00	.00	.00	5,217.24	.00	23,134.95	(23,134.95)	+++	80,011.93
	EXPENSE TOTALS	.00	.00	.00	.00	127,090.55	.00	(127,090.55)	+++	80,011.93
	Fund **7704 - Burlington Township** Totals	$0.00	$0.00	$0.00	$5,217.24	($127,090.55)	$23,134.95	$103,955.60		$0.00
Fund **7705 - Campton Township**										
REVENUE										
30140	Motor Fuel Tax	.00	.00	.00	6,155.39	.00	24,540.81	(24,540.81)	+++	76,113.15
38000	Investment Income	.00	.00	.00	.00	.00	2,843.49	(2,843.49)	+++	11,103.61
	REVENUE TOTALS	$0.00	$0.00	$0.00	$6,155.39	$0.00	$27,384.30	($27,384.30)	+++	$87,216.76
EXPENSE										
50169	Distributions-re: GASB 84	.00	.00	.00	.00	.00	.00	.00	+++	87,216.76
52080	Repairs and Maint- Resurfacing	.00	.00	.00	.00	124,000.88	.00	(124,000.88)	+++	.00
	EXPENSE TOTALS	$0.00	$0.00	$0.00	$0.00	$124,000.88	$0.00	($124,000.88)	+++	$87,216.76
	Fund **7705 - Campton Township** Totals									
	REVENUE TOTALS	.00	.00	.00	6,155.39	.00	27,384.30	(27,384.30)	+++	87,216.76

Budget Performance Report

Fiscal Year to Date 05/31/26

Include Rollup Account and Rollup to Account

Account	Account Description	Adopted Budget	Budget Amendments	Amended Budget	Current Month Transactions	YTD Encumbrances	YTD Transactions	Budget - YTD Transactions	% Used/ Rec'd	Prior Year Total
	EXPENSE TOTALS	.00	.00	.00	.00	124,000.88	.00	(124,000.88)	+++	87,216.76
	Fund **7705 - Campton Township** Totals	$0.00	$0.00	$0.00	$6,155.39	($124,000.88)	$27,384.30	$96,616.58		$0.00
Fund **7706 - Dundee Township**										
REVENUE										
30140	Motor Fuel Tax	.00	.00	.00	5,398.70	.00	21,523.95	(21,523.95)	+++	66,759.00
38000	Investment Income	.00	.00	.00	.00	.00	1,252.38	(1,252.38)	+++	5,558.54
	REVENUE TOTALS	$0.00	$0.00	$0.00	$5,398.70	$0.00	$22,776.33	($22,776.33)	+++	$72,317.54
EXPENSE										
50140	Engineering Services	.00	.00	.00	.00	.00	.00	.00	+++	2,000.00
50169	Distributions-re: GASB 84	.00	.00	.00	.00	.00	.00	.00	+++	47,317.54
52080	Repairs and Maint- Resurfacing	.00	.00	.00	.00	20,000.00	.00	(20,000.00)	+++	23,000.00
	EXPENSE TOTALS	$0.00	$0.00	$0.00	$0.00	$20,000.00	$0.00	($20,000.00)	+++	$72,317.54
	Fund **7706 - Dundee Township** Totals									
	REVENUE TOTALS	.00	.00	.00	5,398.70	.00	22,776.33	(22,776.33)	+++	72,317.54
	EXPENSE TOTALS	.00	.00	.00	.00	20,000.00	.00	(20,000.00)	+++	72,317.54
	Fund **7706 - Dundee Township** Totals	$0.00	$0.00	$0.00	$5,398.70	($20,000.00)	$22,776.33	($2,776.33)		$0.00
Fund **7707 - Elgin Township**										
REVENUE										
30140	Motor Fuel Tax	.00	.00	.00	5,462.39	.00	21,777.91	(21,777.91)	+++	67,487.78
38000	Investment Income	.00	.00	.00	.00	.00	3,429.03	(3,429.03)	+++	26,789.65
	REVENUE TOTALS	$0.00	$0.00	$0.00	$5,462.39	$0.00	$25,206.94	($25,206.94)	+++	$94,277.43
EXPENSE										
50140	Engineering Services	.00	.00	.00	.00	7,675.90	.00	(7,675.90)	+++	.00
50169	Distributions-re: GASB 84	.00	.00	.00	.00	.00	.00	.00	+++	(55,722.57)
52080	Repairs and Maint- Resurfacing	.00	.00	.00	.00	.00	.00	.00	+++	150,000.00
73010	Bridge Construction	.00	.00	.00	.00	150,000.00	.00	(150,000.00)	+++	.00
	EXPENSE TOTALS	$0.00	$0.00	$0.00	$0.00	$157,675.90	$0.00	($157,675.90)	+++	$94,277.43
	Fund **7707 - Elgin Township** Totals									
	REVENUE TOTALS	.00	.00	.00	5,462.39	.00	25,206.94	(25,206.94)	+++	94,277.43
	EXPENSE TOTALS	.00	.00	.00	.00	157,675.90	.00	(157,675.90)	+++	94,277.43
	Fund **7707 - Elgin Township** Totals	$0.00	$0.00	$0.00	$5,462.39	($157,675.90)	$25,206.94	$132,468.96		$0.00
Fund **7708 - Geneva Township**										
REVENUE										
30140	Motor Fuel Tax	.00	.00	.00	518.78	.00	2,068.32	(2,068.32)	+++	6,518.88
38000	Investment Income	.00	.00	.00	.00	.00	293.02	(293.02)	+++	1,199.83
	REVENUE TOTALS	$0.00	$0.00	$0.00	$518.78	$0.00	$2,361.34	($2,361.34)	+++	$7,718.71
EXPENSE										
50169	Distributions-re: GASB 84	.00	.00	.00	.00	.00	.00	.00	+++	7,718.71
	EXPENSE TOTALS	$0.00	$0.00	$0.00	$0.00	$0.00	$0.00	$0.00	+++	$7,718.71

Budget Performance Report

Fiscal Year to Date 05/31/26

Include Rollup Account and Rollup to Account

Account	Account Description	Adopted Budget	Budget Amendments	Amended Budget	Current Month Transactions	YTD Encumbrances	YTD Transactions	Budget - YTD Transactions	% Used/ Rec'd	Prior Year Total
	Fund **7708 - Geneva Township** Totals									
	REVENUE TOTALS	.00	.00	.00	518.78	.00	2,361.34	(2,361.34)	+++	7,718.71
	EXPENSE TOTALS	.00	.00	.00	.00	.00	.00	.00	+++	7,718.71
	Fund **7708 - Geneva Township** Totals	$0.00	$0.00	$0.00	$518.78	$0.00	$2,361.34	($2,361.34)		$0.00
Fund **7709 - Hampshire Township**										
REVENUE										
30140	Motor Fuel Tax	.00	.00	.00	5,858.12	.00	23,355.62	(23,355.62)	+++	72,243.44
38000	Investment Income	.00	.00	.00	.00	.00	1,294.77	(1,294.77)	+++	8,289.00
	REVENUE TOTALS	$0.00	$0.00	$0.00	$5,858.12	$0.00	$24,650.39	($24,650.39)	+++	$80,532.44
EXPENSE										
50140	Engineering Services	.00	.00	.00	.00	.00	.00	.00	+++	2,000.00
50169	Distributions-re: GASB 84	.00	.00	.00	.00	.00	.00	.00	+++	(44,467.56)
52080	Repairs and Maint- Resurfacing	.00	.00	.00	.00	73,000.00	.00	(73,000.00)	+++	123,000.00
	EXPENSE TOTALS	$0.00	$0.00	$0.00	$0.00	$73,000.00	$0.00	($73,000.00)	+++	$80,532.44
	Fund **7709 - Hampshire Township** Totals									
	REVENUE TOTALS	.00	.00	.00	5,858.12	.00	24,650.39	(24,650.39)	+++	80,532.44
	EXPENSE TOTALS	.00	.00	.00	.00	73,000.00	.00	(73,000.00)	+++	80,532.44
	Fund **7709 - Hampshire Township** Totals	$0.00	$0.00	$0.00	$5,858.12	($73,000.00)	$24,650.39	$48,349.61		$0.00
Fund **7710 - Kaneville Township**										
REVENUE										
30140	Motor Fuel Tax	.00	.00	.00	5,153.54	.00	20,546.55	(20,546.55)	+++	63,728.44
38000	Investment Income	.00	.00	.00	.00	.00	109.64	(109.64)	+++	4,674.49
	REVENUE TOTALS	$0.00	$0.00	$0.00	$5,153.54	$0.00	$20,656.19	($20,656.19)	+++	$68,402.93
EXPENSE										
50140	Engineering Services	.00	.00	.00	.00	.00	.00	.00	+++	2,000.00
50169	Distributions-re: GASB 84	.00	.00	.00	.00	.00	.00	.00	+++	(13,597.07)
52080	Repairs and Maint- Resurfacing	.00	.00	.00	.00	68,000.00	.00	(68,000.00)	+++	80,000.00
	EXPENSE TOTALS	$0.00	$0.00	$0.00	$0.00	$68,000.00	$0.00	($68,000.00)	+++	$68,402.93
	Fund **7710 - Kaneville Township** Totals									
	REVENUE TOTALS	.00	.00	.00	5,153.54	.00	20,656.19	(20,656.19)	+++	68,402.93
	EXPENSE TOTALS	.00	.00	.00	.00	68,000.00	.00	(68,000.00)	+++	68,402.93
	Fund **7710 - Kaneville Township** Totals	$0.00	$0.00	$0.00	$5,153.54	($68,000.00)	$20,656.19	$47,343.81		$0.00
Fund **7711 - Plato Township**										
REVENUE										
30140	Motor Fuel Tax	.00	.00	.00	7,545.24	.00	30,081.96	(30,081.96)	+++	301,816.27
38000	Investment Income	.00	.00	.00	.00	.00	10,218.95	(10,218.95)	+++	45,233.52
	REVENUE TOTALS	$0.00	$0.00	$0.00	$7,545.24	$0.00	$40,300.91	($40,300.91)	+++	$347,049.79

Budget Performance Report

Fiscal Year to Date 05/31/26

Include Rollup Account and Rollup to Account

Account	Account Description	Adopted Budget	Budget Amendments	Amended Budget	Current Month Transactions	YTD Encumbrances	YTD Transactions	Budget - YTD Transactions	% Used/ Rec'd	Prior Year Total
Fund **7711 - Plato Township**										
EXPENSE										
50140	Engineering Services	.00	.00	.00	.00	7,370.02	8,500.53	(15,870.55)	+++	10,061.45
50169	Distributions-re: GASB 84	.00	.00	.00	.00	.00	.00	.00	+++	336,988.34
73010	Bridge Construction	.00	.00	.00	.00	440,763.00	.00	(440,763.00)	+++	.00
	EXPENSE TOTALS	$0.00	$0.00	$0.00	$0.00	$448,133.02	$8,500.53	($456,633.55)	+++	$347,049.79
	Fund **7711 - Plato Township** Totals									
	REVENUE TOTALS	.00	.00	.00	7,545.24	.00	40,300.91	(40,300.91)	+++	347,049.79
	EXPENSE TOTALS	.00	.00	.00	.00	448,133.02	8,500.53	(456,633.55)	+++	347,049.79
	Fund **7711 - Plato Township** Totals	$0.00	$0.00	$0.00	$7,545.24	($448,133.02)	$31,800.38	$416,332.64		$0.00
Fund **7712 - Rutland Township**										
REVENUE										
30140	Motor Fuel Tax	.00	.00	.00	4,941.20	.00	19,699.98	(19,699.98)	+++	61,046.68
38000	Investment Income	.00	.00	.00	.00	.00	2,397.75	(2,397.75)	+++	14,730.54
	REVENUE TOTALS	$0.00	$0.00	$0.00	$4,941.20	$0.00	$22,097.73	($22,097.73)	+++	$75,777.22
EXPENSE										
50169	Distributions-re: GASB 84	.00	.00	.00	.00	.00	.00	.00	+++	(4,222.78)
52080	Repairs and Maint- Resurfacing	.00	.00	.00	.00	108,940.50	.00	(108,940.50)	+++	80,000.00
	EXPENSE TOTALS	$0.00	$0.00	$0.00	$0.00	$108,940.50	$0.00	($108,940.50)	+++	$75,777.22
	Fund **7712 - Rutland Township** Totals									
	REVENUE TOTALS	.00	.00	.00	4,941.20	.00	22,097.73	(22,097.73)	+++	75,777.22
	EXPENSE TOTALS	.00	.00	.00	.00	108,940.50	.00	(108,940.50)	+++	75,777.22
	Fund **7712 - Rutland Township** Totals	$0.00	$0.00	$0.00	$4,941.20	($108,940.50)	$22,097.73	$86,842.77		$0.00
Fund **7713 - St. Charles Township**										
REVENUE										
30140	Motor Fuel Tax	.00	.00	.00	17,187.33	.00	68,523.78	(68,523.78)	+++	212,613.13
38000	Investment Income	.00	.00	.00	.00	.00	2,763.32	(2,763.32)	+++	24,842.04
	REVENUE TOTALS	$0.00	$0.00	$0.00	$17,187.33	$0.00	$71,287.10	($71,287.10)	+++	$237,455.17
EXPENSE										
50169	Distributions-re: GASB 84	.00	.00	.00	.00	.00	.00	.00	+++	(62,544.83)
52080	Repairs and Maint- Resurfacing	.00	.00	.00	.00	.00	.00	.00	+++	300,000.00
	EXPENSE TOTALS	$0.00	$0.00	$0.00	$0.00	$0.00	$0.00	$0.00	+++	$237,455.17
	Fund **7713 - St. Charles Township** Totals									
	REVENUE TOTALS	.00	.00	.00	17,187.33	.00	71,287.10	(71,287.10)	+++	237,455.17
	EXPENSE TOTALS	.00	.00	.00	.00	.00	.00	.00	+++	237,455.17
	Fund **7713 - St. Charles Township** Totals	$0.00	$0.00	$0.00	$17,187.33	$0.00	$71,287.10	($71,287.10)		$0.00

Budget Performance Report

Fiscal Year to Date 05/31/26

Include Rollup Account and Rollup to Account

Account	Account Description	Adopted Budget	Budget Amendments	Amended Budget	Current Month Transactions	YTD Encumbrances	YTD Transactions	Budget - YTD Transactions	% Used/ Rec'd	Prior Year Total
Fund **7714 - Sugar Grove Township**										
REVENUE										
30140	Motor Fuel Tax	.00	.00	.00	3,894.96	.00	15,528.72	(15,528.72)	+++	48,407.78
38000	Investment Income	.00	.00	.00	.00	.00	2,444.72	(2,444.72)	+++	11,702.01
	REVENUE TOTALS	$0.00	$0.00	$0.00	$3,894.96	$0.00	$17,973.44	($17,973.44)	+++	$60,109.79
EXPENSE										
50169	Distributions-re: GASB 84	.00	.00	.00	.00	.00	.00	.00	+++	60,109.79
60390	Rock Salt	.00	.00	.00	.00	16,658.46	58,341.54	(75,000.00)	+++	.00
	EXPENSE TOTALS	$0.00	$0.00	$0.00	$0.00	$16,658.46	$58,341.54	($75,000.00)	+++	$60,109.79
	Fund **7714 - Sugar Grove Township** Totals									
	REVENUE TOTALS	.00	.00	.00	3,894.96	.00	17,973.44	(17,973.44)	+++	60,109.79
	EXPENSE TOTALS	.00	.00	.00	.00	16,658.46	58,341.54	(75,000.00)	+++	60,109.79
	Fund **7714 - Sugar Grove Township** Totals	$0.00	$0.00	$0.00	$3,894.96	($16,658.46)	($40,368.10)	$57,026.56		$0.00
Fund **7715 - Virgil Township**										
REVENUE										
30140	Motor Fuel Tax	.00	.00	.00	5,997.10	.00	23,909.73	(23,909.73)	+++	74,156.43
38000	Investment Income	.00	.00	.00	.00	.00	1,418.41	(1,418.41)	+++	7,487.47
	REVENUE TOTALS	$0.00	$0.00	$0.00	$5,997.10	$0.00	$25,328.14	($25,328.14)	+++	$81,643.90
EXPENSE										
50140	Engineering Services	.00	.00	.00	.00	.00	.00	.00	+++	2,000.00
50169	Distributions-re: GASB 84	.00	.00	.00	.00	.00	.00	.00	+++	(17,220.36)
52280	Pavement Preservation	.00	.00	.00	.00	134,293.70	.00	(134,293.70)	+++	96,864.26
	EXPENSE TOTALS	$0.00	$0.00	$0.00	$0.00	$134,293.70	$0.00	($134,293.70)	+++	$81,643.90
	Fund **7715 - Virgil Township** Totals									
	REVENUE TOTALS	.00	.00	.00	5,997.10	.00	25,328.14	(25,328.14)	+++	81,643.90
	EXPENSE TOTALS	.00	.00	.00	.00	134,293.70	.00	(134,293.70)	+++	81,643.90
	Fund **7715 - Virgil Township** Totals	$0.00	$0.00	$0.00	$5,997.10	($134,293.70)	$25,328.14	$108,965.56		$0.00
	Grand Totals									
	REVENUE TOTALS	405,714,303.00	4,150,782.00	409,865,085.00	19,172,541.03	.00	117,552,404.03	292,312,680.97	29%	2,017,500,953.88
	EXPENSE TOTALS	405,714,303.00	4,150,782.00	409,865,085.00	22,090,095.53	116,374,415.81	152,745,503.96	140,745,165.23	66%	2,005,042,327.87
	Grand Totals	$0.00	$0.00	$0.00	($2,917,554.50)	($116,374,415.81)	($35,193,099.93)	$151,567,515.74		$12,458,626.01

STATE OF ILLINOIS)
SS.
COUNTY OF KANE)

REPORT NO. TMP-26-824

MAY 2026 CLAIMS PAID EXCEPTION REPORT

COUNTY OF KANE
Office of the Kane County Auditor

Penny Wegman
Kane County Auditor

719 South Batavia Ave.
Building A
Geneva, Illinois 60134-3077
Phone: (630) 232-5915
WegmanPenny@KaneCountyIL.gov

June 24th, 2026
May 2026 Claims Exceptions Report

Pursuant to Illinois State Statute 55 ILCS 5/3-1005(a), it states that the County Auditor must: Audit all claims against the county and recommend to the County Board the payment or rejection of all claims presented.

In accordance with this statutory requirement, the Kane County Auditor recommends the rejection of claim(s) totaling **$92.98** from the April 2026 Claims Paid Report, which amounted to $11,175,706.25. The reasons for this recommendation of rejection are outlined below.

The claim(s) totaling **$92.98** was submitted via a Procurement Card payment request and does not comply with the following Kane County Financial Policies: Procurement Card Policy subsection(s):

- 7.C – The procurement card administrator for a County department shall ensure that the County and/or business purpose of each County department expense is clearly indicated on the documentation for each expense.
- 7.D – The procurement card statement must be approved (signed) by both the procurement card administrator and the elected official or department head (or their designees) as confirmation that the expenses are allowable expenses.
- 7.E – The procurement card administrator shall submit the approved procurement card billing statement along with all supporting receipts and expense documentation to the County Auditor's Office.

This report, along with supporting documentation that was attached for the claim(s) of **$92.98**, is submitted to the County Board for review and recommendation of rejection.

CLAIMS PAID REPORT MAY 2026 FOR COUNTY BOARD INFORMATION - RECOMMENDATION FOR REJECTION

VENDOR	NATURE OF CLAIM	OFFICE / DEPARTMENT	FUND	DATE PAID	AMOUNT PAID
JP Morgan Chase Bank, N.A.	Sheriff Reimbursable Expense	Sheriff	General Fund	5/18/2026	92.98
				TOTAL:	$92.98

BATCH 26-1229

Transaction Date	Post Date	Transaction Amount	Account Number	Cardholder Last Name	Cardholder First Name	Merchant Name	Acct/GL	#	Description
04/09/2026	04/10/2026	9.99	**********8861	HAIN	RON	GRUBHUB*GHPLUS	E-Citation/ 380.55032	1	Monthly subscription
04/23/2026	04/24/2026	82.99	**********8861	HAIN	RON	GOOGLE *YOUTUBE TV	E-Citation/ 380.55032	2	Monthly subscription

GL 92.98

Per the direction of the State's Attorney's Office, Sheriff Hain is currently out of the office. He will be available to address any inquiries and provide any outstanding documentation upon his return.
Transactions will be processed for the time being under available funds from OBS under 001.380.380.55032

J.P.Morgan

JPMORGAN CHASE BANK NA
P.O. BOX 15918
MAIL SUITE DE1-1404
WILMINGTON DE 19850

MEMO STATEMENT
THIS IS NOT A BILL

ACCOUNT NUMBER	[redacted]
STATEMENT DATE	04-30-26
NET CHARGES	$92.98

RON HAIN ** 0000000
COUNTY OF KANE
37W755 IL ROUTE 38
STE A
ST CHARLES IL 60175-7557

FOR RECONCILIATION PURPOSES ONLY. DO NOT SEND PAYMENT.

NAME: RON HAIN
ACCOUNTING CODE:

CREDIT LIMIT: $20,000

CARDHOLDER ACTIVITY

Post Date	Tran Date	Reference Number	Transaction Description	Amount
04-10	04-09	24036296099742969189993	GRUBHUB*GHPLUS GRUBHUB.COM NY P.O.S.: 8861 SALES TAX: 0.00	9.99
04-24	04-23	24692166113408159271734	GOOGLE *YOUTUBE TV G.CO/HELPPAY# CA P.O.S.: P1kCtWUb SALES TAX: 0.00	82.99

FOR CUSTOMER SERVICE CALL:
1-800-316-6056

FOR LOST/STOLEN CARDS CALL:
1-800-316-6056

FOR TTY/TDD SERVICE CALL:
1-800-955-8060

ACCOUNT NUMBER
XXXX-XXXX-[redacted]

STATEMENT DATE:
04/30/26

ACCOUNT SUMMARY

PURCHASES & OTHER CHARGES	92.98
CASH ADVANCES	.00
CREDITS	.00
CASH ADVANCE FEE	.00
NET CHARGES	**$92.98**
DISPUTE AMOUNT	.00

SEND BILLING INQUIRIES TO:

JPMORGAN CHASE BANK NA
COMMERCIAL CARD SOLUTIONS
P.O. BOX 2015
MAIL SUITE IL1-6225
ELGIN, IL 60121

Kane County
MISSING DOCUMENTATION AFFIDAVIT

Please complete this for each purchase or expense that does NOT have documentation from the Merchant. This should be provided to the Department Director/ Elected Official for approval.

Cardholder Name: Ron Hain

Department: Sheriff's Office

Vendor/Merchant Name: GRUBHUB*GHPLUS

Last 4-Digits of P-Card: 8861 Transaction Date *(M/D/Y)*: 04/09/2026

Transaction Amount: $ 9.99

Description/Quantity/Cost Per Item/Total Cost: *(Add an additional sheet if necessary):*

Reason Original Documentation is Not Available

Out of office

Cardholder Certification Signature:
I attest the information provided is true and an accurate description of the details of the purchase. I confirm that every attempt to obtain a duplicate receipt by contacting the vendor has been made, but have been unable to do so and also hereby certify the following:

- All items purchased on this P-Card transaction were for County use. No personal purchases were made.
- The Cardholder will not seek reimbursement from the County in any other manner for this transaction.
- Original documentation is not in Cardholder's possession for the reasons stated above.
- Cardholder acknowledges that repeated lack of documentation could result in revocation of their P- Card.

Out of office

Cardholder Signature: _____ Date: _____

Director/Elected Official:
I have accepted the cardholder's explanation of the loss and inability to obtain a duplicate receipt; therefore, I am authorizing payment of the receipt or invoice in light of the circumstances involved.

Dept. Director/ Elected Official Print Name: _____

Dept. Director/ Elected Official Signature: _____

Date: _____

Kane County
MISSING DOCUMENTATION AFFIDAVIT

Please complete this for each purchase or expense that does NOT have documentation from the Merchant. This should be provided to the Department Director/ Elected Official for approval.

Cardholder Name: Ron Hain

Department: Sheriff's Office

Vendor/Merchant Name: GOOGLE YOUTUBE TV

Last 4-Digits of P-Card: 8861 Transaction Date *(M/D/Y)*: 04/23/2026

Transaction Amount: $ 82.99

Description/Quantity/Cost Per Item/Total Cost: *(Add an additional sheet if necessary):*

Reason Original Documentation is Not Available

Out of office

Cardholder Certification Signature:
I attest the information provided is true and an accurate description of the details of the purchase. I confirm that every attempt to obtain a duplicate receipt by contacting the vendor has been made, but have been unable to do so and also hereby certify the following:

- All items purchased on this P-Card transaction were for County use. No personal purchases were made.
- The Cardholder will not seek reimbursement from the County in any other manner for this transaction.
- Original documentation is not in Cardholder's possession for the reasons stated above.
- Cardholder acknowledges that repeated lack of documentation could result in revocation of their P- Card.

Out of office

Cardholder Signature: _____ Date: _____

Director/Elected Official:
I have accepted the cardholder's explanation of the loss and inability to obtain a duplicate receipt; therefore, I am authorizing payment of the receipt or invoice in light of the circumstances involved.

Dept. Director/ Elected Official Print Name: _____

Dept. Director/ Elected Official Signature: _____

Date: _____

STATE OF ILLINOIS)
SS.
COUNTY OF KANE)

RESOLUTION NO. TMP-26-825

APPROVING MAY 2026 CLAIMS PAID

WHEREAS, according to the Kane County Code Section 2-193 Expenditure of Funds for Settlement of Claims B. Monthly Reports of Claims: The County Auditor shall file a monthly report of all claims paid in the prior month to the County Chair and all other members of the County Board. For each claim paid, the monthly report shall identify the claimant, the nature of the claim and the official or department, if any, against which the claim was made, the fund from which the payment was made, the amount of the payment and the date the check was issued; and

WHEREAS, according to the Kane County Financial Policies 8. Disbursement Policies b): A report shall be run monthly by the Auditor of all claims paid. Said report shall be available to all members of the County Board in the office of the County Board Chair. For each claim paid, the report shall identify the creditor, the department or official which purchased the product or service, the fund from which the payment was made, the amount of the payment and the date the check was issued; and

WHEREAS, the County Auditor has examined the attached Claims Paid Report for claims against Kane County totaling $11,175,706.25; and

WHEREAS, the County Auditor, in accordance with Ordinance No. 97-56, has recommended the payment of all claims on the attached Claims Paid Report; and

WHEREAS, the claims on the attached Claims Paid Report have been paid; and

WHEREAS, the County Board finds all claims on the Claims Paid Report to be due and Payable.

NOW, THEREFORE, BE IT RESOLVED by the Kane County Board that payment of the claims totaling Eleven Million, One Hundred and Seventy-five Thousand, Seven Hundred and Six Dollars and Twenty-five Cents ($11,175,706.25) on the attached Claims Paid Report is acknowledged and approved.

Passed by the Kane County Board on July 14, 2026.

_____	_____
John A. Cunningham, MBA, JD, JD	Corinne M. Pierog MA, MBA
Clerk, County Board	Chairman, County Board
Kane County, Illinois	Kane County, Illinois

Vote:

RESOLUTION / ORDINANCE EXECUTIVE SUMMARY ADDENDUM

Title

Approving May 2026 Claims Paid

Committee Flow:
Finance and Budget Committee, Executive Committee, County Board

Contact:
Penny Wegman, 630.232.5918

Budget Information:

Was this item budgeted? N/A	Appropriation Amount: $N/A
If not budgeted, explain funding source: N/A	
Was this item passed through the appropriate committee? Yes	

Summary:

According to the Kane County Code Section 2-193 Expenditure of Funds for Settlement of Claims B. Monthly Reports On Claims: The County Auditor shall file a monthly report of all claims paid in the prior month to the chairman and all other members of the County Board. For each claim paid, the monthly report shall identify the claimant, the nature of the claim and the official or department, if any, against which the claim was made, the fund from which the payment was made, the amount of the payment and the date the check was issued.

Similarly according to the Kane County Financial Policies 8. Disbursement Policies b): A report shall be run monthly by the Auditor of all claims paid. Said report shall be available to all members of the County Board in the office of the County Board Chair. For each claim paid, the report shall identify the creditor, the department or official which purchased the product or service, the fund from which the payment was made, the amount of the payment and the date the check was issued.

The accompanying Report of Claims Paid is submitted to comply with those requirements, and to document that the County Board has approved the payment of those claims.

OFFICE OF THE KANE COUNTY AUDITOR

Penny Wegman, Kane County Auditor

May 2026
Monthly Claims Paid Report

Porfirio Lara
Chief Deputy Auditor

Emma Saveley
Staff Auditor

Dalia Samak
Accounts Payable Specialist

719 S. Batavia Ave, Geneva, IL 60134
(630) 232-5915

CLAIMS PAID REPORT MAY 2026 FOR COUNTY BOARD INFORMATION

VENDOR	NATURE OF CLAIM	OFFICE / DEPARTMENT	FUND	DATE PAID	AMOUNT PAID
US Bancorp Asset Management, Inc. dba PFMAM	Investment Income	General Government Revenue	General Fund	5/20/2026	5,073.75
McGuireWoods LLP	Contractual/Consulting Services	County Board	General Fund	5/18/2026	10,000.00
Impact Networking, LLC	Repairs and Maint- Copiers	County Board	General Fund	5/4/2026	94.60
Michelle Gumz	Conferences and Meetings - Board Members	County Board	General Fund	5/4/2026	2,715.77
Michelle Gumz	Conferences and Meetings - Board Members	County Board	General Fund	5/4/2026	550.00
Myrna Y. Molina	Conferences and Meetings - Board Members	County Board	General Fund	5/4/2026	1,304.10
Myrna Y. Molina	Conferences and Meetings - Board Members	County Board	General Fund	5/4/2026	550.00
JP Morgan Chase Bank, N.A.	Conferences & Meetings - Chairman	County Board	General Fund	5/18/2026	675.00
Warehouse Direct, Inc.	Office Supplies	County Board	General Fund	5/4/2026	50.95
JP Morgan Chase Bank, N.A.	Office Supplies	County Board	General Fund	5/18/2026	249.69
DS Services of America, Inc. dba Primo Water NA	Operating Supplies	County Board	General Fund	5/4/2026	35.26
Baker Tilly Advisory Group Parent, LP	Certified Audit Contract	Finance	General Fund	5/4/2026	56,000.00
Lauterbach & Amen, LLP	Contractual/Consulting Services	Finance	General Fund	5/18/2026	18,200.00
Amy Ramer Holmes	Conferences and Meetings	Finance	General Fund	5/4/2026	1,499.34
DS Services of America, Inc. dba Primo Water NA	Office Supplies	Finance	General Fund	5/4/2026	14.64
Blade Electric & Technologies, LLC	Contractual/Consulting Services	Information Technologies	General Fund	5/4/2026	16,530.00
Iron Mountain Information Management, LLC	Contractual/Consulting Services	Information Technologies	General Fund	5/18/2026	1,608.21
Alarm Detection Systems, Inc.	Contractual/Consulting Services	Information Technologies	General Fund	5/18/2026	400.00
JP Morgan Chase Bank, N.A.	Repairs and Maint- Comm Equip	Information Technologies	General Fund	5/18/2026	66.00
Benjamin J. Fox	Employee Mileage Expense	Information Technologies	General Fund	5/4/2026	37.27
Davis Neuenkirchen	Employee Mileage Expense	Information Technologies	General Fund	5/4/2026	35.53
DS Services of America, Inc. dba Primo Water NA	Office Supplies	Information Technologies	General Fund	5/4/2026	112.76
JP Morgan Chase Bank, N.A.	Office Supplies	Information Technologies	General Fund	5/18/2026	497.75
JP Morgan Chase Bank, N.A.	Office Supplies	Information Technologies	General Fund	5/18/2026	1,649.95
LMC Enterprises, Inc. dba Initial Impressions	Office Supplies	Information Technologies	General Fund	5/18/2026	165.30
JP Morgan Chase Bank, N.A.	Computer Related Supplies	Information Technologies	General Fund	5/18/2026	197.20
JP Morgan Chase Bank, N.A.	Computer Related Supplies	Information Technologies	General Fund	5/18/2026	129.90
Gordon Flesch Company, Inc.	Printing Supplies	Information Technologies	General Fund	5/4/2026	10.34
Gordon Flesch Company, Inc.	Printing Supplies	Information Technologies	General Fund	5/4/2026	115.02
Canon USA, Inc.	Printing Supplies	Information Technologies	General Fund	5/18/2026	98.36
Canon USA, Inc.	Printing Supplies	Information Technologies	General Fund	5/18/2026	743.05
Waste Management of Illinois - West	Disposal and Water Softener Srvs	Building Management	General Fund	5/4/2026	828.90
Waste Management of Illinois - West	Disposal and Water Softener Srvs	Building Management	General Fund	5/4/2026	760.07
Waste Management of Illinois - West	Disposal and Water Softener Srvs	Building Management	General Fund	5/18/2026	519.40
Waste Management of Illinois - West	Disposal and Water Softener Srvs	Building Management	General Fund	5/18/2026	492.00
Eco Clean Maintenance, Inc.	Janitorial Services	Building Management	General Fund	5/18/2026	13,869.00
Winter Services, LLC	Repairs and Maintenance- Roads	Building Management	General Fund	5/4/2026	40,876.66
United Refrigeration, Inc.	Repairs and Maint- Buildings	Building Management	General Fund	5/4/2026	531.18
Temperature Service Company Inc dba Omega Electric	Repairs and Maint- Buildings	Building Management	General Fund	5/4/2026	4,820.00
Temperature Service Company Inc dba Omega Electric	Repairs and Maint- Buildings	Building Management	General Fund	5/4/2026	1,594.97
Temperature Service Company Inc dba Omega Electric	Repairs and Maint- Buildings	Building Management	General Fund	5/4/2026	2,339.44
Weatherguard Roofing Co	Repairs and Maint- Buildings	Building Management	General Fund	5/4/2026	533.98
Allied Door Inc.	Repairs and Maint- Buildings	Building Management	General Fund	5/4/2026	1,372.00
Allied Door Inc.	Repairs and Maint- Buildings	Building Management	General Fund	5/4/2026	350.00
Allied Door Inc.	Repairs and Maint- Buildings	Building Management	General Fund	5/4/2026	350.00
1 Source Mechanical, Inc.	Repairs and Maint- Buildings	Building Management	General Fund	5/4/2026	13,335.43
1 Source Mechanical, Inc.	Repairs and Maint- Buildings	Building Management	General Fund	5/4/2026	164.00
G.W. Berkheimer Co, Inc.	Repairs and Maint- Buildings	Building Management	General Fund	5/4/2026	1,282.54
G.W. Berkheimer Co, Inc.	Repairs and Maint- Buildings	Building Management	General Fund	5/4/2026	477.05
Grainger Inc	Repairs and Maint- Buildings	Building Management	General Fund	5/4/2026	251.44
Grainger Inc	Repairs and Maint- Buildings	Building Management	General Fund	5/4/2026	118.92
Grainger Inc	Repairs and Maint- Buildings	Building Management	General Fund	5/4/2026	529.82
Grainger Inc	Repairs and Maint- Buildings	Building Management	General Fund	5/4/2026	439.78

VENDOR	NATURE OF CLAIM	OFFICE / DEPARTMENT	FUND	DATE PAID	AMOUNT PAID
Grainger Inc	Repairs and Maint- Buildings	Building Management	General Fund	5/4/2026	5,072.28
Hartwig Mechanical, LLC	Repairs and Maint- Buildings	Building Management	General Fund	5/4/2026	3,132.86
Hartwig Mechanical, LLC	Repairs and Maint- Buildings	Building Management	General Fund	5/4/2026	405.00
Johnson Controls Fire Protection, LP	Repairs and Maint- Buildings	Building Management	General Fund	5/4/2026	3,608.38
Johnson Controls Fire Protection, LP	Repairs and Maint- Buildings	Building Management	General Fund	5/4/2026	1,348.64
Johnson Controls Security Solutions, LLC	Repairs and Maint- Buildings	Building Management	General Fund	5/4/2026	489.86
Johnson Controls Security Solutions, LLC	Repairs and Maint- Buildings	Building Management	General Fund	5/4/2026	1,132.58
Key Construction Group, Inc.	Repairs and Maint- Buildings	Building Management	General Fund	5/4/2026	6,920.00
Key Construction Group, Inc.	Repairs and Maint- Buildings	Building Management	General Fund	5/4/2026	15,670.00
Key Construction Group, Inc.	Repairs and Maint- Buildings	Building Management	General Fund	5/4/2026	6,450.00
Menards, Inc.	Repairs and Maint- Buildings	Building Management	General Fund	5/4/2026	449.58
Menards, Inc.	Repairs and Maint- Buildings	Building Management	General Fund	5/4/2026	140.45
Menards, Inc.	Repairs and Maint- Buildings	Building Management	General Fund	5/4/2026	81.62
Menards, Inc.	Repairs and Maint- Buildings	Building Management	General Fund	5/4/2026	1,023.56
Menards, Inc.	Repairs and Maint- Buildings	Building Management	General Fund	5/4/2026	91.75
Menards, Inc.	Repairs and Maint- Buildings	Building Management	General Fund	5/4/2026	92.58
Menards, Inc.	Repairs and Maint- Buildings	Building Management	General Fund	5/4/2026	69.97
Menards, Inc.	Repairs and Maint- Buildings	Building Management	General Fund	5/4/2026	4.69
Menards, Inc.	Repairs and Maint- Buildings	Building Management	General Fund	5/4/2026	353.08
Menards, Inc.	Repairs and Maint- Buildings	Building Management	General Fund	5/4/2026	340.81
Menards, Inc.	Repairs and Maint- Buildings	Building Management	General Fund	5/4/2026	578.16
Menards, Inc.	Repairs and Maint- Buildings	Building Management	General Fund	5/4/2026	31.97
Menards, Inc.	Repairs and Maint- Buildings	Building Management	General Fund	5/4/2026	9.49
MRRW Construction, LLC	Repairs and Maint- Buildings	Building Management	General Fund	5/4/2026	5,943.44
MRRW Construction, LLC	Repairs and Maint- Buildings	Building Management	General Fund	5/4/2026	9,895.44
MRRW Construction, LLC	Repairs and Maint- Buildings	Building Management	General Fund	5/4/2026	5,860.88
MRRW Construction, LLC	Repairs and Maint- Buildings	Building Management	General Fund	5/4/2026	2,953.24
Neuco, Inc.	Repairs and Maint- Buildings	Building Management	General Fund	5/4/2026	354.60
Havlicek Geneva Ace Hardware, LLC	Repairs and Maint- Buildings	Building Management	General Fund	5/4/2026	43.18
R.J. O'Neil, Inc.	Repairs and Maint- Buildings	Building Management	General Fund	5/4/2026	470.00
R.J. O'Neil, Inc.	Repairs and Maint- Buildings	Building Management	General Fund	5/4/2026	770.00
Sherwin Williams	Repairs and Maint- Buildings	Building Management	General Fund	5/4/2026	239.07
Sherwin Williams	Repairs and Maint- Buildings	Building Management	General Fund	5/4/2026	(27.73)
Sherwin Williams	Repairs and Maint- Buildings	Building Management	General Fund	5/4/2026	57.82
Sherwin Williams	Repairs and Maint- Buildings	Building Management	General Fund	5/4/2026	136.24
Sherwin Williams	Repairs and Maint- Buildings	Building Management	General Fund	5/18/2026	85.97
Sherwin Williams	Repairs and Maint- Buildings	Building Management	General Fund	5/18/2026	41.40
Sherwin Williams	Repairs and Maint- Buildings	Building Management	General Fund	5/18/2026	136.24
Sherwin Williams	Repairs and Maint- Buildings	Building Management	General Fund	5/18/2026	102.18
Sherwin Williams	Repairs and Maint- Buildings	Building Management	General Fund	5/18/2026	102.18
R.J. O'Neil, Inc.	Repairs and Maint- Buildings	Building Management	General Fund	5/18/2026	850.00
Havlicek Geneva Ace Hardware, LLC	Repairs and Maint- Buildings	Building Management	General Fund	5/18/2026	79.99
Office of the Illinois State Fire Marshal	Repairs and Maint- Buildings	Building Management	General Fund	5/18/2026	695.00
Phigenics, LLC	Repairs and Maint- Buildings	Building Management	General Fund	5/18/2026	725.00
Menards, Inc.	Repairs and Maint- Buildings	Building Management	General Fund	5/18/2026	88.81
Menards, Inc.	Repairs and Maint- Buildings	Building Management	General Fund	5/18/2026	101.18
Menards, Inc.	Repairs and Maint- Buildings	Building Management	General Fund	5/18/2026	62.53
Menards, Inc.	Repairs and Maint- Buildings	Building Management	General Fund	5/18/2026	299.38
Menards, Inc.	Repairs and Maint- Buildings	Building Management	General Fund	5/18/2026	12.05
Menards, Inc.	Repairs and Maint- Buildings	Building Management	General Fund	5/18/2026	33.95
Menards, Inc.	Repairs and Maint- Buildings	Building Management	General Fund	5/18/2026	331.84
Menards, Inc.	Repairs and Maint- Buildings	Building Management	General Fund	5/18/2026	26.96
Menards, Inc.	Repairs and Maint- Buildings	Building Management	General Fund	5/18/2026	160.28
JP Morgan Chase Bank, N.A.	Repairs and Maint- Buildings	Building Management	General Fund	5/18/2026	1,198.11

VENDOR	NATURE OF CLAIM	OFFICE / DEPARTMENT	FUND	DATE PAID	AMOUNT PAID
JP Morgan Chase Bank, N.A.	Repairs and Maint- Buildings	Building Management	General Fund	5/18/2026	4,158.09
JP Morgan Chase Bank, N.A.	Repairs and Maint- Buildings	Building Management	General Fund	5/18/2026	6,281.77
Hartwig Mechanical, LLC	Repairs and Maint- Buildings	Building Management	General Fund	5/18/2026	892.00
Hartwig Mechanical, LLC	Repairs and Maint- Buildings	Building Management	General Fund	5/18/2026	1,570.00
Hartwig Mechanical, LLC	Repairs and Maint- Buildings	Building Management	General Fund	5/18/2026	1,790.00
Grainger Inc	Repairs and Maint- Buildings	Building Management	General Fund	5/18/2026	1,572.96
Grainger Inc	Repairs and Maint- Buildings	Building Management	General Fund	5/18/2026	2,359.44
Grainger Inc	Repairs and Maint- Buildings	Building Management	General Fund	5/18/2026	268.29
G.W. Berkheimer Co, Inc.	Repairs and Maint- Buildings	Building Management	General Fund	5/18/2026	636.71
1 Source Mechanical, Inc.	Repairs and Maint- Buildings	Building Management	General Fund	5/18/2026	29,142.25
A&G Glass & Mirror, Inc.	Repairs and Maint- Buildings	Building Management	General Fund	5/18/2026	645.10
A&G Glass & Mirror, Inc.	Repairs and Maint- Buildings	Building Management	General Fund	5/18/2026	294.86
Alarm Detection Systems, Inc.	Repairs and Maint- Buildings	Building Management	General Fund	5/18/2026	2,350.00
Allegion Access Technologies, LLC	Repairs and Maint- Buildings	Building Management	General Fund	5/18/2026	444.00
Blade Electric & Technologies, LLC	Repairs and Maint- Buildings	Building Management	General Fund	5/18/2026	13,370.00
Chem-Wise Ecological Pest Management, Inc.	Repairs and Maint- Buildings	Building Management	General Fund	5/18/2026	564.00
F.E. Moran, Inc. Fire Protection of Northern IL	Repairs and Maint- Buildings	Building Management	General Fund	5/18/2026	9,625.00
F.E. Moran, Inc. Fire Protection of Northern IL	Repairs and Maint- Buildings	Building Management	General Fund	5/18/2026	1,320.00
Fusion Bidco, Inc. dba Facilities Survey, LLC	Repairs and Maint- Buildings	Building Management	General Fund	5/18/2026	450.00
Weatherguard Roofing Co	Repairs and Maint- Buildings	Building Management	General Fund	5/18/2026	743.00
Top Shot CKR, Inc.	Repairs and Maint- Buildings	Building Management	General Fund	5/18/2026	208.67
Trane US, Inc. dba Trane	Repairs and Maint- Buildings	Building Management	General Fund	5/18/2026	23.75
Urban Elevator Service, LLC	Repairs and Maint- Buildings	Building Management	General Fund	5/18/2026	3,316.13
Valley Lock Company, Inc.	Repairs and Maint- Buildings	Building Management	General Fund	5/18/2026	74.80
Langton Snow Solutions dba Langton Group	Repairs and Maint- Grounds	Building Management	General Fund	5/4/2026	6,560.00
Langton Snow Solutions dba Langton Group	Repairs and Maint- Grounds	Building Management	General Fund	5/4/2026	800.00
Grainger Inc	Repairs and Maint- Grounds	Building Management	General Fund	5/4/2026	317.52
JP Morgan Chase Bank, N.A.	Repairs and Maint- Grounds	Building Management	General Fund	5/18/2026	704.88
Ratliff Landscaping, Inc.	Repairs and Maint- Grounds	Building Management	General Fund	5/18/2026	23,227.82
Ratliff Landscaping, Inc.	Repairs and Maint- Grounds	Building Management	General Fund	5/18/2026	1,200.00
Ratliff Landscaping, Inc.	Repairs and Maint- Grounds	Building Management	General Fund	5/18/2026	3,278.00
Ratliff Landscaping, Inc.	Repairs and Maint- Grounds	Building Management	General Fund	5/18/2026	23,227.82
Ratliff Landscaping, Inc.	Repairs and Maint- Grounds	Building Management	General Fund	5/18/2026	13,200.00
Black Gold Septic Contractors, Inc	Grease Trap- Septic Services	Building Management	General Fund	5/18/2026	535.00
Black Gold Septic Contractors, Inc	Grease Trap- Septic Services	Building Management	General Fund	5/18/2026	285.00
Cenveo Worldwide Limited	General Printing	Building Management	General Fund	5/4/2026	330.50
Cenveo Worldwide Limited	General Printing	Building Management	General Fund	5/4/2026	529.65
Cenveo Worldwide Limited	General Printing	Building Management	General Fund	5/4/2026	519.40
Cenveo Worldwide Limited	General Printing	Building Management	General Fund	5/4/2026	519.40
Cenveo Worldwide Limited	General Printing	Building Management	General Fund	5/4/2026	2,595.20
Batavia Instant Print Inc	General Printing	Building Management	General Fund	5/18/2026	145.00
DS Services of America, Inc. dba Primo Water NA	Operating Supplies	Building Management	General Fund	5/18/2026	99.29
Grainger Inc	Operating Supplies	Building Management	General Fund	5/18/2026	40.41
JP Morgan Chase Bank, N.A.	Operating Supplies	Building Management	General Fund	5/18/2026	50.00
JP Morgan Chase Bank, N.A.	Operating Supplies	Building Management	General Fund	5/18/2026	241.26
JP Morgan Chase Bank, N.A.	Operating Supplies	Building Management	General Fund	5/18/2026	190.49
City of Aurora	Utilities- Sewer	Building Management	General Fund	5/4/2026	76.00
City of Aurora	Utilities- Sewer	Building Management	General Fund	5/4/2026	13.30
City of Elgin	Utilities- Sewer	Building Management	General Fund	5/4/2026	62.87
City of Geneva	Utilities- Sewer	Building Management	General Fund	5/4/2026	199.54
City of Geneva	Utilities- Sewer	Building Management	General Fund	5/4/2026	230.39
City of Geneva	Utilities- Sewer	Building Management	General Fund	5/4/2026	98.31
City of Geneva	Utilities- Sewer	Building Management	General Fund	5/4/2026	132.28
City of St. Charles	Utilities- Sewer	Building Management	General Fund	5/4/2026	168.63

VENDOR	NATURE OF CLAIM	OFFICE / DEPARTMENT	FUND	DATE PAID	AMOUNT PAID
City of St. Charles	Utilities- Sewer	Building Management	General Fund	5/4/2026	1,061.24
City of St. Charles	Utilities- Sewer	Building Management	General Fund	5/4/2026	1,613.70
City of St. Charles	Utilities- Sewer	Building Management	General Fund	5/4/2026	25.37
City of St. Charles	Utilities- Sewer	Building Management	General Fund	5/4/2026	12,169.94
City of St. Charles	Utilities- Sewer	Building Management	General Fund	5/4/2026	200.34
City of Geneva	Utilities- Sewer	Building Management	General Fund	5/18/2026	11.48
City of Geneva	Utilities- Sewer	Building Management	General Fund	5/18/2026	11.48
City of Geneva	Utilities- Sewer	Building Management	General Fund	5/18/2026	185.81
City of Geneva	Utilities- Sewer	Building Management	General Fund	5/18/2026	131.64
City of Aurora	Utilities- Water	Building Management	General Fund	5/4/2026	239.80
City of Aurora	Utilities- Water	Building Management	General Fund	5/4/2026	69.85
City of Elgin	Utilities- Water	Building Management	General Fund	5/4/2026	306.44
City of Geneva	Utilities- Water	Building Management	General Fund	5/4/2026	354.72
City of Geneva	Utilities- Water	Building Management	General Fund	5/4/2026	883.25
City of Geneva	Utilities- Water	Building Management	General Fund	5/4/2026	176.17
City of Geneva	Utilities- Water	Building Management	General Fund	5/4/2026	263.57
City of St. Charles	Utilities- Water	Building Management	General Fund	5/4/2026	154.59
City of St. Charles	Utilities- Water	Building Management	General Fund	5/4/2026	811.56
City of St. Charles	Utilities- Water	Building Management	General Fund	5/4/2026	1,224.36
City of St. Charles	Utilities- Water	Building Management	General Fund	5/4/2026	9,132.46
City of St. Charles	Utilities- Water	Building Management	General Fund	5/4/2026	188.80
City of Geneva	Utilities- Water	Building Management	General Fund	5/18/2026	26.43
City of Geneva	Utilities- Water	Building Management	General Fund	5/18/2026	25.72
City of Geneva	Utilities- Water	Building Management	General Fund	5/18/2026	537.55
City of Geneva	Utilities- Water	Building Management	General Fund	5/18/2026	265.88
City of Elgin	Utilities- Water	Building Management	General Fund	5/18/2026	379.60
Batavia Instant Print Inc	Printing Supplies	Building Management	General Fund	5/4/2026	330.05
Veritiv Operating Company	Printing Supplies	Building Management	General Fund	5/4/2026	7,036.00
Veritiv Operating Company	Printing Supplies	Building Management	General Fund	5/4/2026	3,236.00
Veritiv Operating Company	Printing Supplies	Building Management	General Fund	5/18/2026	633.20
Grainger Inc	Cleaning Supplies	Building Management	General Fund	5/4/2026	1,798.62
Grainger Inc	Cleaning Supplies	Building Management	General Fund	5/4/2026	11.50
Warehouse Direct, Inc.	Cleaning Supplies	Building Management	General Fund	5/4/2026	9,831.06
Warehouse Direct, Inc.	Cleaning Supplies	Building Management	General Fund	5/4/2026	57.58
Warehouse Direct, Inc.	Cleaning Supplies	Building Management	General Fund	5/4/2026	66.90
ChemCraft Industries, Inc.	Cleaning Supplies	Building Management	General Fund	5/18/2026	5,106.00
JP Morgan Chase Bank, N.A.	Cleaning Supplies	Building Management	General Fund	5/18/2026	2,632.85
JP Morgan Chase Bank, N.A.	Cleaning Supplies	Building Management	General Fund	5/18/2026	797.90
Red Wing Shoe Store	Uniform Supplies	Building Management	General Fund	5/4/2026	300.00
Constellation NewEnergy-Gas Division, LLC	Utilities- Natural Gas	Building Management	General Fund	5/4/2026	28,217.26
Nicor Gas Company	Utilities- Natural Gas	Building Management	General Fund	5/18/2026	285.42
Nicor Gas Company	Utilities- Natural Gas	Building Management	General Fund	5/18/2026	122.87
Nicor Gas Company	Utilities- Natural Gas	Building Management	General Fund	5/18/2026	422.08
Nicor Gas Company	Utilities- Natural Gas	Building Management	General Fund	5/18/2026	161.61
Nicor Gas Company	Utilities- Natural Gas	Building Management	General Fund	5/18/2026	650.89
Nicor Gas Company	Utilities- Natural Gas	Building Management	General Fund	5/18/2026	404.97
Nicor Gas Company	Utilities- Natural Gas	Building Management	General Fund	5/18/2026	317.11
Nicor Gas Company	Utilities- Natural Gas	Building Management	General Fund	5/18/2026	140.45
Nicor Gas Company	Utilities- Natural Gas	Building Management	General Fund	5/18/2026	179.20
Nicor Gas Company	Utilities- Natural Gas	Building Management	General Fund	5/18/2026	124.42
City of Geneva	Utilities- Electric	Building Management	General Fund	5/4/2026	9,469.93
City of Geneva	Utilities- Electric	Building Management	General Fund	5/4/2026	37.41
City of Geneva	Utilities- Electric	Building Management	General Fund	5/4/2026	395.78
Vistra Intermediate Company, LLC dba Dynegy Energy	Utilities- Electric	Building Management	General Fund	5/4/2026	64,616.38

VENDOR	NATURE OF CLAIM	OFFICE / DEPARTMENT	FUND	DATE PAID	AMOUNT PAID
Vistra Intermediate Company, LLC dba Dynegy Energy	Utilities- Electric	Building Management	General Fund	5/4/2026	29,053.68
City of St. Charles	Utilities- Electric	Building Management	General Fund	5/4/2026	59.95
City of St. Charles	Utilities- Electric	Building Management	General Fund	5/4/2026	8,185.57
ComEd	Utilities- Electric	Building Management	General Fund	5/4/2026	98.81
ComEd	Utilities- Electric	Building Management	General Fund	5/4/2026	60.43
ComEd	Utilities- Electric	Building Management	General Fund	5/4/2026	59.57
ComEd	Utilities- Electric	Building Management	General Fund	5/4/2026	74.45
ComEd	Utilities- Electric	Building Management	General Fund	5/4/2026	85.90
ComEd	Utilities- Electric	Building Management	General Fund	5/4/2026	97.70
ComEd	Utilities- Electric	Building Management	General Fund	5/4/2026	436.18
ComEd	Utilities- Electric	Building Management	General Fund	5/4/2026	88.89
ComEd	Utilities- Electric	Building Management	General Fund	5/4/2026	64.28
ComEd	Utilities- Electric	Building Management	General Fund	5/4/2026	48.18
ComEd	Utilities- Electric	Building Management	General Fund	5/4/2026	102.22
ComEd	Utilities- Electric	Building Management	General Fund	5/4/2026	195.22
ComEd	Utilities- Electric	Building Management	General Fund	5/4/2026	639.97
ComEd	Utilities- Electric	Building Management	General Fund	5/4/2026	111.62
ComEd	Utilities- Electric	Building Management	General Fund	5/4/2026	56.78
ComEd	Utilities- Electric	Building Management	General Fund	5/4/2026	138.53
ComEd	Utilities- Electric	Building Management	General Fund	5/4/2026	78.63
ComEd	Utilities- Electric	Building Management	General Fund	5/18/2026	157.56
ComEd	Utilities- Electric	Building Management	General Fund	5/18/2026	270.28
ComEd	Utilities- Electric	Building Management	General Fund	5/18/2026	732.32
ComEd	Utilities- Electric	Building Management	General Fund	5/18/2026	493.66
ComEd	Utilities- Electric	Building Management	General Fund	5/18/2026	1,313.27
ComEd	Utilities- Electric	Building Management	General Fund	5/18/2026	8,043.23
ComEd	Utilities- Electric	Building Management	General Fund	5/18/2026	3,856.20
Vistra Intermediate Company, LLC dba Dynegy Energy	Utilities- Electric	Building Management	General Fund	5/18/2026	25,672.56
City of Geneva	Utilities- Electric	Building Management	General Fund	5/18/2026	85.95
City of Geneva	Utilities- Electric	Building Management	General Fund	5/18/2026	72.12
City of Geneva	Utilities- Electric	Building Management	General Fund	5/18/2026	4,551.30
City of Geneva	Utilities- Electric	Building Management	General Fund	5/18/2026	524.66
Petroleum Traders Corporation	Fuel- Vehicles	Building Management	General Fund	5/4/2026	761.48
JP Morgan Chase Bank, N.A.	General Association Dues	Human Resource Management	General Fund	5/18/2026	299.00
DS Services of America, Inc. dba Primo Water NA	Office Supplies	Human Resource Management	General Fund	5/4/2026	6.57
Toshiba America Business Solutions, Inc	Repairs and Maint- Copiers	County Auditor	General Fund	5/18/2026	11.29
Penny Wegman	Employee Training	County Auditor	General Fund	5/18/2026	514.19
Penny Wegman	Employee Mileage Expense	County Auditor	General Fund	5/18/2026	295.81
Illinois Association of County Auditors	General Association Dues	County Auditor	General Fund	5/4/2026	700.00
JP Morgan Chase Bank, N.A.	Office Supplies	County Auditor	General Fund	5/18/2026	49.69
US Bancorp Asset Management, Inc. dba PFMAM	Bank Service Charges	Treasurer/Collector	General Fund	5/20/2026	0.00
Amazon Capital Services, Inc.	Office Supplies	Treasurer/Collector	General Fund	5/4/2026	2,183.94
Amazon Capital Services, Inc.	Office Supplies	Treasurer/Collector	General Fund	5/4/2026	222.52
Amazon Capital Services, Inc.	Office Supplies	Treasurer/Collector	General Fund	5/4/2026	18.96
Paddock Publications (Daily Herald)	Legal Printing	Supervisor of Assessments	General Fund	5/18/2026	18.40
Sandra A. Orlando	Conferences and Meetings	Supervisor of Assessments	General Fund	5/4/2026	169.38
Holly A. Winter	Conferences and Meetings	Supervisor of Assessments	General Fund	5/18/2026	457.20
Mark D. Armstrong	Conferences and Meetings	Supervisor of Assessments	General Fund	5/18/2026	66.00
Holly A. Winter	Employee Training	Supervisor of Assessments	General Fund	5/4/2026	938.80
Noah Beckman	Employee Training	Supervisor of Assessments	General Fund	5/18/2026	532.20
Tiffany Chavez	Employee Training	Supervisor of Assessments	General Fund	5/18/2026	532.20
Holly A. Winter	Employee Mileage Expense	Supervisor of Assessments	General Fund	5/4/2026	202.71
Mark D. Armstrong	Employee Mileage Expense	Supervisor of Assessments	General Fund	5/18/2026	295.08
Noah Beckman	Employee Mileage Expense	Supervisor of Assessments	General Fund	5/18/2026	281.59

VENDOR	NATURE OF CLAIM	OFFICE / DEPARTMENT	FUND	DATE PAID	AMOUNT PAID
Tiffany Chavez	Employee Mileage Expense	Supervisor of Assessments	General Fund	5/18/2026	299.64
DS Services of America, Inc. dba Primo Water NA	Office Supplies	Supervisor of Assessments	General Fund	5/4/2026	2.99
Warehouse Direct, Inc.	Office Supplies	Supervisor of Assessments	General Fund	5/18/2026	21.55
Amazon Capital Services, Inc.	Computer Related Supplies	Supervisor of Assessments	General Fund	5/18/2026	453.95
Amazon Capital Services, Inc.	Computer Related Supplies	Supervisor of Assessments	General Fund	5/18/2026	119.97
Alarm Detection Systems, Inc.	Repairs and Maint- Buildings	County Clerk	General Fund	5/18/2026	5,964.54
Eco Clean Maintenance, Inc.	Repairs and Maint- Buildings	County Clerk	General Fund	5/18/2026	650.00
Midland Paper Co	Legal Printing	County Clerk	General Fund	5/4/2026	1,077.00
John Emerson	Conferences and Meetings	County Clerk	General Fund	5/18/2026	56.00
JP Morgan Chase Bank, N.A.	Conferences and Meetings	County Clerk	General Fund	5/18/2026	250.80
Christine Mazzei	Employee Mileage Expense	County Clerk	General Fund	5/4/2026	50.90
John Emerson	Employee Mileage Expense	County Clerk	General Fund	5/18/2026	304.50
Warehouse Direct, Inc.	Office Supplies	County Clerk	General Fund	5/4/2026	138.30
Warehouse Direct, Inc.	Office Supplies	County Clerk	General Fund	5/18/2026	40.89
Warehouse Direct, Inc.	Office Supplies	County Clerk	General Fund	5/18/2026	85.85
Warehouse Direct, Inc.	Office Supplies	County Clerk	General Fund	5/18/2026	30.60
Warehouse Direct, Inc.	Office Supplies	County Clerk	General Fund	5/18/2026	25.79
Warehouse Direct, Inc.	Office Supplies	County Clerk	General Fund	5/18/2026	30.58
Warehouse Direct, Inc.	Office Supplies	County Clerk	General Fund	5/18/2026	163.13
Warehouse Direct, Inc.	Office Supplies	County Clerk	General Fund	5/18/2026	158.91
DS Services of America, Inc. dba Primo Water NA	Operating Supplies	County Clerk	General Fund	5/4/2026	104.30
Menards, Inc.	Operating Supplies	County Clerk	General Fund	5/4/2026	16.15
JP Morgan Chase Bank, N.A.	Operating Supplies	County Clerk	General Fund	5/18/2026	410.47
i3logix, Inc.	Election Services	County Clerk	General Fund	5/4/2026	2,104.15
JP Morgan Chase Bank, N.A.	Election Services	County Clerk	General Fund	5/18/2026	100.00
DFM Associates	Software Licensing Cost	County Clerk	General Fund	5/4/2026	12,341.00
NVZ, Inc.	Repairs and Maint- Copiers	County Clerk	General Fund	5/4/2026	224.95
American Legion Elgin Post 57	Polling Place Rental	County Clerk	General Fund	5/4/2026	160.00
Bethany of Fox Valley United Methodist Church	Polling Place Rental	County Clerk	General Fund	5/4/2026	160.00
Bethlehem Lutheran Church	Polling Place Rental	County Clerk	General Fund	5/4/2026	280.00
Big Rock Park District	Polling Place Rental	County Clerk	General Fund	5/4/2026	80.00
Blessed Sacrament Catholic Church	Polling Place Rental	County Clerk	General Fund	5/4/2026	160.00
Fox Valley Presbyterian Church	Polling Place Rental	County Clerk	General Fund	5/4/2026	360.00
Fraternal Order of Eagles #1047 (Watch City Aerie)	Polling Place Rental	County Clerk	General Fund	5/4/2026	160.00
Gail Borden Public Library District	Polling Place Rental	County Clerk	General Fund	5/4/2026	200.00
Gayles Memorial Baptist Church	Polling Place Rental	County Clerk	General Fund	5/4/2026	120.00
Grace Lutheran Church of Lily Lake	Polling Place Rental	County Clerk	General Fund	5/4/2026	120.00
Greater Grace Community Church	Polling Place Rental	County Clerk	General Fund	5/4/2026	120.00
Greater Mount Olive Church of God in Christ	Polling Place Rental	County Clerk	General Fund	5/4/2026	120.00
Highland Avenue Church of the Brethren	Polling Place Rental	County Clerk	General Fund	5/4/2026	200.00
Hosanna! Lutheran Church	Polling Place Rental	County Clerk	General Fund	5/4/2026	160.00
Lincoln Inn Banquets	Polling Place Rental	County Clerk	General Fund	5/4/2026	160.00
Lord of Life Lutheran Church	Polling Place Rental	County Clerk	General Fund	5/4/2026	120.00
New Covenant Bible Church	Polling Place Rental	County Clerk	General Fund	5/4/2026	160.00
Northwest Bible Baptist Church	Polling Place Rental	County Clerk	General Fund	5/4/2026	320.00
Our Lady of Good Counsel	Polling Place Rental	County Clerk	General Fund	5/4/2026	240.00
St. Charles Park District	Polling Place Rental	County Clerk	General Fund	5/4/2026	200.00
St. Joseph Church	Polling Place Rental	County Clerk	General Fund	5/4/2026	240.00
St. Marks Lutheran Church	Polling Place Rental	County Clerk	General Fund	5/4/2026	240.00
St. Monica Church	Polling Place Rental	County Clerk	General Fund	5/4/2026	240.00
St. Olaf Lutheran Church	Polling Place Rental	County Clerk	General Fund	5/4/2026	240.00
Dundee Township Park District	Polling Place Rental	County Clerk	General Fund	5/4/2026	120.00
Elgin Community College	Polling Place Rental	County Clerk	General Fund	5/4/2026	280.00
Faith Lutheran Church	Polling Place Rental	County Clerk	General Fund	5/4/2026	200.00

VENDOR	NATURE OF CLAIM	OFFICE / DEPARTMENT	FUND	DATE PAID	AMOUNT PAID
First Presbyterian Church (USA)	Polling Place Rental	County Clerk	General Fund	5/4/2026	160.00
Fox Valley Baptist Church	Polling Place Rental	County Clerk	General Fund	5/4/2026	200.00
Fox Valley Christian Church	Polling Place Rental	County Clerk	General Fund	5/4/2026	360.00
Fox Valley Church	Polling Place Rental	County Clerk	General Fund	5/4/2026	120.00
Fox Valley Park District	Polling Place Rental	County Clerk	General Fund	5/18/2026	280.00
First Baptist Ch of Geneva dba Chapelstreet Church	Polling Place Rental	County Clerk	General Fund	5/18/2026	400.00
Sugar Grove Township Community Building	Polling Place Rental	County Clerk	General Fund	5/18/2026	240.00
Wesley United Methodist Church-Aurora	Polling Place Rental	County Clerk	General Fund	5/18/2026	240.00
Community Unit School District 300	Polling Place Rental	County Clerk	General Fund	5/18/2026	520.00
C.H. Robinson Company, Inc.	Equipment Rental	County Clerk	General Fund	5/4/2026	6,375.00
C.H. Robinson Company, Inc.	Equipment Rental	County Clerk	General Fund	5/4/2026	2,717.50
C.H. Robinson Company, Inc.	Equipment Rental	County Clerk	General Fund	5/4/2026	13,831.50
C.H. Robinson Company, Inc.	Equipment Rental	County Clerk	General Fund	5/4/2026	24,487.50
C.H. Robinson Company, Inc.	Equipment Rental	County Clerk	General Fund	5/4/2026	21,850.00
C.H. Robinson Company, Inc.	Equipment Rental	County Clerk	General Fund	5/4/2026	28,910.00
Geneva Chamber of Commerce	General Advertising	County Clerk	General Fund	5/4/2026	25.00
JP Morgan Chase Bank, N.A.	General Advertising	County Clerk	General Fund	5/18/2026	35.00
Batavia Instant Print Inc	General Printing	County Clerk	General Fund	5/18/2026	8,977.30
Batavia Instant Print Inc	Legal Printing	County Clerk	General Fund	5/4/2026	8,520.96
Batavia Instant Print Inc	Legal Printing	County Clerk	General Fund	5/4/2026	8,254.68
Paddock Publications (Daily Herald)	Legal Printing	County Clerk	General Fund	5/18/2026	43.70
JP Morgan Chase Bank, N.A.	Conferences and Meetings	County Clerk	General Fund	5/18/2026	514.72
Robert Brazas	Employee Mileage Expense	County Clerk	General Fund	5/18/2026	315.38
Celeste Weilandt	Employee Mileage Expense	County Clerk	General Fund	5/18/2026	282.75
Paula Weisserth	Employee Mileage Expense	County Clerk	General Fund	5/18/2026	38.79
BASE IV, LLC	Miscellaneous Contractual Exp	County Clerk	General Fund	5/4/2026	3,462.50
John F. Harahan	Miscellaneous Contractual Exp	County Clerk	General Fund	5/4/2026	2,310.00
BASE IV, LLC	Miscellaneous Contractual Exp	County Clerk	General Fund	5/18/2026	2,575.00
Menards, Inc.	Office Supplies	County Clerk	General Fund	5/4/2026	127.95
Warehouse Direct, Inc.	Office Supplies	County Clerk	General Fund	5/4/2026	35.40
Warehouse Direct, Inc.	Office Supplies	County Clerk	General Fund	5/4/2026	150.79
Warehouse Direct, Inc.	Office Supplies	County Clerk	General Fund	5/18/2026	301.62
Warehouse Direct, Inc.	Office Supplies	County Clerk	General Fund	5/18/2026	12.06
Kane County Clerk - Petty Cash	Operating Supplies	County Clerk	General Fund	5/4/2026	56.84
JP Morgan Chase Bank, N.A.	Operating Supplies	County Clerk	General Fund	5/18/2026	103.90
The Tree House, Inc.	Computer Related Supplies	County Clerk	General Fund	5/4/2026	218.14
JP Morgan Chase Bank, N.A.	Books and Subscriptions	County Clerk	General Fund	5/18/2026	14.00
David C. King	Employee Mileage Expense	Recorder	General Fund	5/18/2026	44.59
DS Services of America, Inc. dba Primo Water NA	Office Supplies	Recorder	General Fund	5/4/2026	15.96
Kane County Juror Payable Clearing	Jurors- Circuit Court	Judiciary and Courts	General Fund	5/1/2026	638.00
Kane County Juror Payable Clearing	Jurors- Circuit Court	Judiciary and Courts	General Fund	5/1/2026	2,006.73
Kane County Juror Payable Clearing	Jurors- Circuit Court	Judiciary and Courts	General Fund	5/7/2026	557.96
Kane County Juror Payable Clearing	Jurors- Circuit Court	Judiciary and Courts	General Fund	5/13/2026	1,953.37
Kane County Juror Payable Clearing	Jurors- Circuit Court	Judiciary and Courts	General Fund	5/18/2026	10,343.98
Kane County Juror Payable Clearing	Jurors- Circuit Court	Judiciary and Courts	General Fund	5/26/2026	2,002.80
Kane County Juror Payable Clearing	Jurors- Circuit Court	Judiciary and Courts	General Fund	5/29/2026	4,061.76
Kane County Juror Payable Clearing	Jurors- Circuit Court	Judiciary and Courts	General Fund	5/29/2026	905.96
Just In Time Coffee, LLC	Jurors' Expense	Judiciary and Courts	General Fund	5/4/2026	1,449.00
Just In Time Coffee, LLC	Jurors' Expense	Judiciary and Courts	General Fund	5/4/2026	800.00
Just In Time Coffee, LLC	Jurors' Expense	Judiciary and Courts	General Fund	5/18/2026	437.00
Just In Time Coffee, LLC	Jurors' Expense	Judiciary and Courts	General Fund	5/18/2026	1,803.00
Tabitha Joann Watson	Per Diem Expense	Judiciary and Courts	General Fund	5/4/2026	28.00
Mary Jo D'Avola	Per Diem Expense	Judiciary and Courts	General Fund	5/4/2026	225.00
Barbara A. Johnston	Per Diem Expense	Judiciary and Courts	General Fund	5/4/2026	300.00

VENDOR	NATURE OF CLAIM	OFFICE / DEPARTMENT	FUND	DATE PAID	AMOUNT PAID
Stacy S. Warpool	Per Diem Expense	Judiciary and Courts	General Fund	5/4/2026	112.00
Stacy S. Warpool	Per Diem Expense	Judiciary and Courts	General Fund	5/4/2026	300.00
Stacy S. Warpool	Per Diem Expense	Judiciary and Courts	General Fund	5/18/2026	9.00
Rosa M. Tovar	Per Diem Expense	Judiciary and Courts	General Fund	5/18/2026	225.00
Tabitha Joann Watson	Per Diem Expense	Judiciary and Courts	General Fund	5/18/2026	300.00
Donna L. Watwood	Per Diem Expense	Judiciary and Courts	General Fund	5/18/2026	225.00
Donna L. Watwood	Per Diem Expense	Judiciary and Courts	General Fund	5/18/2026	300.00
Nicole M. Breytspraak	Per Diem Expense	Judiciary and Courts	General Fund	5/18/2026	20.00
Wellspring Interpreting Services LLC	Contractual/Consulting Services	Judiciary and Courts	General Fund	5/4/2026	1,665.60
Daisy M. Robinson	Contractual/Consulting Services	Judiciary and Courts	General Fund	5/4/2026	226.00
Olga Bronovytska	Contractual/Consulting Services	Judiciary and Courts	General Fund	5/4/2026	160.00
Olga Bronovytska	Contractual/Consulting Services	Judiciary and Courts	General Fund	5/4/2026	160.00
Anthony Bahena	Contractual/Consulting Services	Judiciary and Courts	General Fund	5/4/2026	1,947.95
Anthony Bahena	Contractual/Consulting Services	Judiciary and Courts	General Fund	5/4/2026	1,606.40
Commline, Inc.	Contractual/Consulting Services	Judiciary and Courts	General Fund	5/4/2026	2,795.28
Commline, Inc.	Contractual/Consulting Services	Judiciary and Courts	General Fund	5/4/2026	1,070.98
Commline, Inc.	Contractual/Consulting Services	Judiciary and Courts	General Fund	5/4/2026	2,040.37
Commline, Inc.	Contractual/Consulting Services	Judiciary and Courts	General Fund	5/4/2026	2,176.11
Gil Antonio Borjas	Contractual/Consulting Services	Judiciary and Courts	General Fund	5/4/2026	152.00
Gil Antonio Borjas	Contractual/Consulting Services	Judiciary and Courts	General Fund	5/4/2026	456.00
Cortez Language Link, LLC	Contractual/Consulting Services	Judiciary and Courts	General Fund	5/4/2026	380.00
Kara P. Douylliez	Contractual/Consulting Services	Judiciary and Courts	General Fund	5/4/2026	558.35
F.T. Interpreting, LLC	Contractual/Consulting Services	Judiciary and Courts	General Fund	5/4/2026	1,390.60
F.T. Interpreting, LLC	Contractual/Consulting Services	Judiciary and Courts	General Fund	5/4/2026	1,497.90
Veronica Guemez	Contractual/Consulting Services	Judiciary and Courts	General Fund	5/4/2026	441.80
Veronica Guemez	Contractual/Consulting Services	Judiciary and Courts	General Fund	5/4/2026	310.60
Maricela Ibarra	Contractual/Consulting Services	Judiciary and Courts	General Fund	5/4/2026	939.13
Maricela Ibarra	Contractual/Consulting Services	Judiciary and Courts	General Fund	5/4/2026	717.53
Carina Julian	Contractual/Consulting Services	Judiciary and Courts	General Fund	5/4/2026	456.00
Carina Julian	Contractual/Consulting Services	Judiciary and Courts	General Fund	5/4/2026	1,771.15
Language Line Services	Contractual/Consulting Services	Judiciary and Courts	General Fund	5/4/2026	20.29
Mandarin Solutions, Inc.	Contractual/Consulting Services	Judiciary and Courts	General Fund	5/4/2026	1,200.00
John L. O'Toole	Contractual/Consulting Services	Judiciary and Courts	General Fund	5/4/2026	608.00
Tatiana Okunskaya	Contractual/Consulting Services	Judiciary and Courts	General Fund	5/4/2026	160.00
Tatiana Okunskaya	Contractual/Consulting Services	Judiciary and Courts	General Fund	5/4/2026	160.00
Tatiana Okunskaya	Contractual/Consulting Services	Judiciary and Courts	General Fund	5/18/2026	160.00
Tatiana Okunskaya	Contractual/Consulting Services	Judiciary and Courts	General Fund	5/18/2026	160.00
Patricia Rasmussen	Contractual/Consulting Services	Judiciary and Courts	General Fund	5/18/2026	871.95
Patricia Rasmussen	Contractual/Consulting Services	Judiciary and Courts	General Fund	5/18/2026	909.95
John L. O'Toole	Contractual/Consulting Services	Judiciary and Courts	General Fund	5/18/2026	152.00
John L. O'Toole	Contractual/Consulting Services	Judiciary and Courts	General Fund	5/18/2026	152.00
John L. O'Toole	Contractual/Consulting Services	Judiciary and Courts	General Fund	5/18/2026	646.00
Eduardo Nino-Avalos	Contractual/Consulting Services	Judiciary and Courts	General Fund	5/18/2026	1,525.88
Language Line Services	Contractual/Consulting Services	Judiciary and Courts	General Fund	5/18/2026	125.75
Carina Julian	Contractual/Consulting Services	Judiciary and Courts	General Fund	5/18/2026	1,146.35
Carina Julian	Contractual/Consulting Services	Judiciary and Courts	General Fund	5/18/2026	1,235.40
Maricela Ibarra	Contractual/Consulting Services	Judiciary and Courts	General Fund	5/18/2026	1,202.89
Maricela Ibarra	Contractual/Consulting Services	Judiciary and Courts	General Fund	5/18/2026	939.86
Interprenet, LTD	Contractual/Consulting Services	Judiciary and Courts	General Fund	5/18/2026	379.00
F.T. Interpreting, LLC	Contractual/Consulting Services	Judiciary and Courts	General Fund	5/18/2026	2,581.90
F.T. Interpreting, LLC	Contractual/Consulting Services	Judiciary and Courts	General Fund	5/18/2026	1,428.00
Kara P. Douylliez	Contractual/Consulting Services	Judiciary and Courts	General Fund	5/18/2026	556.90
Gil Antonio Borjas	Contractual/Consulting Services	Judiciary and Courts	General Fund	5/18/2026	456.00
Commline, Inc.	Contractual/Consulting Services	Judiciary and Courts	General Fund	5/18/2026	2,201.79

VENDOR	NATURE OF CLAIM	OFFICE / DEPARTMENT	FUND	DATE PAID	AMOUNT PAID
Anthony Bahena	Contractual/Consulting Services	Judiciary and Courts	General Fund	5/18/2026	2,412.08
Anthony Bahena	Contractual/Consulting Services	Judiciary and Courts	General Fund	5/18/2026	1,597.13
Bakhtavar Press	Contractual/Consulting Services	Judiciary and Courts	General Fund	5/18/2026	320.00
Teresa Blanco-Sampson	Contractual/Consulting Services	Judiciary and Courts	General Fund	5/18/2026	2,982.75
Olga Bronovytska	Contractual/Consulting Services	Judiciary and Courts	General Fund	5/18/2026	160.00
Olga Bronovytska	Contractual/Consulting Services	Judiciary and Courts	General Fund	5/18/2026	160.00
Ana M. Bubalo	Contractual/Consulting Services	Judiciary and Courts	General Fund	5/18/2026	556.35
Ana M. Bubalo	Contractual/Consulting Services	Judiciary and Courts	General Fund	5/18/2026	1,209.00
Viviana Chang	Contractual/Consulting Services	Judiciary and Courts	General Fund	5/18/2026	720.75
Daisy M. Robinson	Contractual/Consulting Services	Judiciary and Courts	General Fund	5/18/2026	226.00
Arleis Torres	Contractual/Consulting Services	Judiciary and Courts	General Fund	5/18/2026	456.00
Arleis Torres	Contractual/Consulting Services	Judiciary and Courts	General Fund	5/18/2026	152.00
Translation Excellence, Inc.	Contractual/Consulting Services	Judiciary and Courts	General Fund	5/18/2026	290.00
Wellspring Interpreting Services LLC	Contractual/Consulting Services	Judiciary and Courts	General Fund	5/18/2026	2,701.45
Wellspring Interpreting Services LLC	Contractual/Consulting Services	Judiciary and Courts	General Fund	5/18/2026	2,664.90
James A. Tabor	Court Appointed Counsel	Judiciary and Courts	General Fund	5/4/2026	3,444.00
Rachel J. Hess	Court Appointed Counsel	Judiciary and Courts	General Fund	5/18/2026	3,434.00
Marielisa Jackson	Court Appointed Counsel	Judiciary and Courts	General Fund	5/18/2026	3,434.00
Jordan Steele & Associates, LLC	Court Appointed Counsel	Judiciary and Courts	General Fund	5/18/2026	3,434.00
Jordan Steele & Associates, LLC	Court Appointed Counsel	Judiciary and Courts	General Fund	5/18/2026	345.00
Law Offices of Brian J. Mirandola	Court Appointed Counsel	Judiciary and Courts	General Fund	5/18/2026	3,434.00
Ad Gators.com, LLC dba AdGators	Judicial Technology Fine Expenses	Judiciary and Courts	General Fund	5/18/2026	19,500.00
Document Imaging Services LLC	Judicial Technology Fine Expenses	Judiciary and Courts	General Fund	5/18/2026	570.00
Gordon Flesch Company, Inc.	Repairs and Maint- Equipment	Judiciary and Courts	General Fund	5/4/2026	24.26
Gordon Flesch Company, Inc.	Equipment Rental	Judiciary and Courts	General Fund	5/4/2026	490.16
Gordon Flesch Company, Inc.	Equipment Rental	Judiciary and Courts	General Fund	5/18/2026	42.71
Gordon Flesch Company, Inc.	Equipment Rental	Judiciary and Courts	General Fund	5/18/2026	99.32
Gordon Flesch Company, Inc.	Equipment Rental	Judiciary and Courts	General Fund	5/18/2026	14.03
Gordon Flesch Company, Inc.	Equipment Rental	Judiciary and Courts	General Fund	5/18/2026	13.84
Christine Downs	Conferences and Meetings	Judiciary and Courts	General Fund	5/18/2026	572.00
JP Morgan Chase Bank, N.A.	Conferences and Meetings	Judiciary and Courts	General Fund	5/18/2026	774.96
JP Morgan Chase Bank, N.A.	Conferences and Meetings	Judiciary and Courts	General Fund	5/18/2026	150.15
Karen M. Zajicek	Employee Mileage Expense	Judiciary and Courts	General Fund	5/4/2026	20.88
Jason W. Mathis	Employee Mileage Expense	Judiciary and Courts	General Fund	5/4/2026	93.67
Jason W. Mathis	Employee Mileage Expense	Judiciary and Courts	General Fund	5/18/2026	152.11
Jason W. Mathis	Employee Mileage Expense	Judiciary and Courts	General Fund	5/18/2026	45.82
DS Services of America, Inc. dba Primo Water NA	Miscellaneous Contractual Exp	Judiciary and Courts	General Fund	5/4/2026	2.99
DS Services of America, Inc. dba Primo Water NA	Miscellaneous Contractual Exp	Judiciary and Courts	General Fund	5/4/2026	12.97
DS Services of America, Inc. dba Primo Water NA	Miscellaneous Contractual Exp	Judiciary and Courts	General Fund	5/4/2026	17.96
DS Services of America, Inc. dba Primo Water NA	Miscellaneous Contractual Exp	Judiciary and Courts	General Fund	5/4/2026	10.98
DS Services of America, Inc. dba Primo Water NA	Miscellaneous Contractual Exp	Judiciary and Courts	General Fund	5/4/2026	(57.40)
DS Services of America, Inc. dba Primo Water NA	Miscellaneous Contractual Exp	Judiciary and Courts	General Fund	5/4/2026	37.42
DS Services of America, Inc. dba Primo Water NA	Miscellaneous Contractual Exp	Judiciary and Courts	General Fund	5/4/2026	17.96
Warehouse Direct, Inc.	Office Supplies	Judiciary and Courts	General Fund	5/4/2026	39.60
Warehouse Direct, Inc.	Office Supplies	Judiciary and Courts	General Fund	5/4/2026	21.60
Warehouse Direct, Inc.	Office Supplies	Judiciary and Courts	General Fund	5/4/2026	8.10
Warehouse Direct, Inc.	Office Supplies	Judiciary and Courts	General Fund	5/18/2026	49.38
Warehouse Direct, Inc.	Office Supplies	Judiciary and Courts	General Fund	5/18/2026	68.73
Warehouse Direct, Inc.	Office Supplies	Judiciary and Courts	General Fund	5/18/2026	1.99
Warehouse Direct, Inc.	Office Supplies	Judiciary and Courts	General Fund	5/18/2026	64.80
JP Morgan Chase Bank, N.A.	Office Supplies	Judiciary and Courts	General Fund	5/18/2026	137.10
JP Morgan Chase Bank, N.A.	Operating Supplies	Judiciary and Courts	General Fund	5/18/2026	107.89
JP Morgan Chase Bank, N.A.	Operating Supplies	Judiciary and Courts	General Fund	5/18/2026	119.06
JP Morgan Chase Bank, N.A.	Operating Supplies	Judiciary and Courts	General Fund	5/18/2026	66.05

VENDOR	NATURE OF CLAIM	OFFICE / DEPARTMENT	FUND	DATE PAID	AMOUNT PAID
Document Imaging Services LLC	Computer Related Supplies	Judiciary and Courts	General Fund	5/4/2026	318.00
JP Morgan Chase Bank, N.A.	Computer Related Supplies	Judiciary and Courts	General Fund	5/18/2026	1,983.44
Marberry Cleaners & Launderers	Uniform Supplies	Judiciary and Courts	General Fund	5/18/2026	29.85
Theresa E. Barreiro	Conferences and Meetings	Circuit Clerk	General Fund	5/4/2026	209.00
Kane County Clerk of the Circuit Court-Petty Cash	Conferences and Meetings	Circuit Clerk	General Fund	5/4/2026	25.00
JP Morgan Chase Bank, N.A.	Conferences and Meetings	Circuit Clerk	General Fund	5/18/2026	800.34
JP Morgan Chase Bank, N.A.	Conferences and Meetings	Circuit Clerk	General Fund	5/18/2026	1,644.16
Theresa E. Barreiro	Employee Mileage Expense	Circuit Clerk	General Fund	5/18/2026	284.20
DS Services of America, Inc. dba Primo Water NA	Office Supplies	Circuit Clerk	General Fund	5/4/2026	25.94
Jessica Skwarek	Conferences and Meetings	Circuit Clerk	General Fund	5/4/2026	209.00
JP Morgan Chase Bank, N.A.	Conferences and Meetings	Circuit Clerk	General Fund	5/18/2026	592.96
E. Dianne Anderson	Employee Mileage Expense	Circuit Clerk	General Fund	5/4/2026	32.63
Carleen J. Bain	Employee Mileage Expense	Circuit Clerk	General Fund	5/4/2026	82.65
Christine Foss	Employee Mileage Expense	Circuit Clerk	General Fund	5/4/2026	194.30
Joanne M. Hassler	Employee Mileage Expense	Circuit Clerk	General Fund	5/4/2026	12.33
Deneen S. Hull	Employee Mileage Expense	Circuit Clerk	General Fund	5/4/2026	15.95
Melinda Jackson	Employee Mileage Expense	Circuit Clerk	General Fund	5/4/2026	10.88
Jessica Joerger	Employee Mileage Expense	Circuit Clerk	General Fund	5/4/2026	48.58
Lauren Kopf	Employee Mileage Expense	Circuit Clerk	General Fund	5/4/2026	27.55
Benjamin Adam Petschke	Employee Mileage Expense	Circuit Clerk	General Fund	5/4/2026	29.00
Kelly A. Lisner	Employee Mileage Expense	Circuit Clerk	General Fund	5/4/2026	176.90
Joshua Miller	Employee Mileage Expense	Circuit Clerk	General Fund	5/4/2026	12.69
Shirley L. Moline	Employee Mileage Expense	Circuit Clerk	General Fund	5/4/2026	24.65
Su H. Shanahan	Employee Mileage Expense	Circuit Clerk	General Fund	5/4/2026	58.00
Colby Whitman	Employee Mileage Expense	Circuit Clerk	General Fund	5/4/2026	68.88
Jennifer Zuttermeister	Employee Mileage Expense	Circuit Clerk	General Fund	5/18/2026	58.00
Shirley L. Moline	Employee Mileage Expense	Circuit Clerk	General Fund	5/18/2026	25.38
Cheyanne H. Lowery	Employee Mileage Expense	Circuit Clerk	General Fund	5/18/2026	0.73
Rebecca Lynch	Employee Mileage Expense	Circuit Clerk	General Fund	5/18/2026	17.40
Brooke K. Schultz	Employee Mileage Expense	Circuit Clerk	General Fund	5/18/2026	20.30
Lauren Kopf	Employee Mileage Expense	Circuit Clerk	General Fund	5/18/2026	25.38
Katherine V. Hernandez	Employee Mileage Expense	Circuit Clerk	General Fund	5/18/2026	18.85
Christine Foss	Employee Mileage Expense	Circuit Clerk	General Fund	5/18/2026	76.85
Gwendolyn G. Grist	Employee Mileage Expense	Circuit Clerk	General Fund	5/18/2026	279.85
Warehouse Direct, Inc.	Office Supplies	Circuit Clerk	General Fund	5/4/2026	6.54
Warehouse Direct, Inc.	Office Supplies	Circuit Clerk	General Fund	5/4/2026	418.17
Statewide Publishing, LLC	Legal Services	Circuit Clerk	General Fund	5/18/2026	60.00
Statewide Publishing, LLC	Legal Services	Circuit Clerk	General Fund	5/18/2026	60.00
Statewide Publishing, LLC	Legal Services	Circuit Clerk	General Fund	5/18/2026	60.00
American Stamp & Marking Products, Inc.	Office Supplies	Circuit Clerk	General Fund	5/4/2026	489.06
JP Morgan Chase Bank, N.A.	Office Supplies	Circuit Clerk	General Fund	5/18/2026	125.61
Dan Shomon, Inc.	Contractual/Consulting Services	State's Attorney	General Fund	5/18/2026	6,500.00
Dan Shomon, Inc.	Contractual/Consulting Services	State's Attorney	General Fund	5/18/2026	6,500.00
[redacted]		State's Attorney	General Fund	5/4/2026	13.00
[redacted]		State's Attorney	General Fund	5/18/2026	460.80
[redacted]		State's Attorney	General Fund	5/18/2026	94.42
[redacted]		State's Attorney	General Fund	5/18/2026	384.21
[redacted]		State's Attorney	General Fund	5/18/2026	21.90
[redacted]		State's Attorney	General Fund	5/18/2026	77.44
[redacted]		State's Attorney	General Fund	5/18/2026	22.00
Jennifer A. Campbell	Court Reporter Costs	State's Attorney	General Fund	5/4/2026	304.00
Mary Jo D'Avola	Court Reporter Costs	State's Attorney	General Fund	5/4/2026	72.00
Jennifer L. Joyce	Court Reporter Costs	State's Attorney	General Fund	5/4/2026	544.00
Kobald Reporting, Inc.	Court Reporter Costs	State's Attorney	General Fund	5/4/2026	240.00

VENDOR	NATURE OF CLAIM	OFFICE / DEPARTMENT	FUND	DATE PAID	AMOUNT PAID
Stacy S. Warpool	Court Reporter Costs	State's Attorney	General Fund	5/4/2026	16.00
Tabitha Joann Watson	Court Reporter Costs	State's Attorney	General Fund	5/4/2026	852.00
Theresa (Terri) Wells	Court Reporter Costs	State's Attorney	General Fund	5/4/2026	104.00
Theresa (Terri) Wells	Court Reporter Costs	State's Attorney	General Fund	5/4/2026	120.00
Theresa (Terri) Wells	Court Reporter Costs	State's Attorney	General Fund	5/18/2026	960.00
Tabitha Joann Watson	Court Reporter Costs	State's Attorney	General Fund	5/18/2026	56.00
Donna L. Watwood	Court Reporter Costs	State's Attorney	General Fund	5/18/2026	964.00
Donna L. Watwood	Court Reporter Costs	State's Attorney	General Fund	5/18/2026	116.00
Donna L. Watwood	Court Reporter Costs	State's Attorney	General Fund	5/18/2026	71.00
Stacy S. Warpool	Court Reporter Costs	State's Attorney	General Fund	5/18/2026	99.00
Jennifer L. Joyce	Court Reporter Costs	State's Attorney	General Fund	5/18/2026	60.00
Jennifer L. Joyce	Court Reporter Costs	State's Attorney	General Fund	5/18/2026	32.00
Mary Jo D'Avola	Court Reporter Costs	State's Attorney	General Fund	5/18/2026	28.00
Barbara A. Johnston	Court Reporter Costs	State's Attorney	General Fund	5/18/2026	52.00
Barbara A. Johnston	Court Reporter Costs	State's Attorney	General Fund	5/18/2026	52.00
Dana D. Bollman	Court Reporter Costs	State's Attorney	General Fund	5/18/2026	41.00
Impact Networking, LLC	Repairs and Maint- Copiers	State's Attorney	General Fund	5/4/2026	1,272.40
Impact Networking, LLC	Repairs and Maint- Copiers	State's Attorney	General Fund	5/18/2026	1,272.40
Toshiba America Business Solutions, Inc	Repairs and Maint- Copiers	State's Attorney	General Fund	5/18/2026	71.71
Toshiba America Business Solutions, Inc	Repairs and Maint- Copiers	State's Attorney	General Fund	5/18/2026	19.27
Fox Valley Glass, Inc.	Repairs and Maint- Vehicles	State's Attorney	General Fund	5/4/2026	530.56
JP Morgan Chase Bank, N.A.	Repairs and Maint- Vehicles	State's Attorney	General Fund	5/18/2026	85.00
JP Morgan Chase Bank, N.A.	Conferences and Meetings	State's Attorney	General Fund	5/18/2026	1,335.45
JP Morgan Chase Bank, N.A.	Conferences and Meetings	State's Attorney	General Fund	5/18/2026	40.00
JP Morgan Chase Bank, N.A.	Employee Training	State's Attorney	General Fund	5/18/2026	230.00
Warehouse Direct, Inc.	Office Supplies	State's Attorney	General Fund	5/4/2026	9.75
Warehouse Direct, Inc.	Office Supplies	State's Attorney	General Fund	5/4/2026	125.61
JP Morgan Chase Bank, N.A.	Office Supplies	State's Attorney	General Fund	5/18/2026	227.24
The Hairy Ant, Inc.	Operating Supplies	State's Attorney	General Fund	5/4/2026	429.00
Eagle Engraving, Inc.	Operating Supplies	State's Attorney	General Fund	5/18/2026	100.00
Groot Recycling dba Accurate Document Destruction	Operating Supplies	State's Attorney	General Fund	5/18/2026	1,495.00
JP Morgan Chase Bank, N.A.	Operating Supplies	State's Attorney	General Fund	5/18/2026	35.41
JP Morgan Chase Bank, N.A.	Operating Supplies	State's Attorney	General Fund	5/18/2026	3,729.44
SUMURI, LLC	Computer Software- Non Capital	State's Attorney	General Fund	5/4/2026	450.00
The Tree House, Inc.	Computer Software- Non Capital	State's Attorney	General Fund	5/4/2026	4,496.00
The Tree House, Inc.	Computer Software- Non Capital	State's Attorney	General Fund	5/18/2026	1,814.25
Dell Marketing LP	Computer Hardware- Non Capital	State's Attorney	General Fund	5/4/2026	936.62
Dell Marketing LP	Computer Hardware- Non Capital	State's Attorney	General Fund	5/4/2026	999.01
WEX Bank	Fuel- Vehicles	State's Attorney	General Fund	5/18/2026	1,335.31
JP Morgan Chase Bank, N.A.	Repairs and Maint- Computers	State's Attorney	General Fund	5/18/2026	520.22
JP Morgan Chase Bank, N.A.	Operating Supplies	State's Attorney	General Fund	5/18/2026	40.53
DS Services of America, Inc. dba Primo Water NA	Operating Supplies	State's Attorney	General Fund	5/4/2026	2.99
JP Morgan Chase Bank, N.A.	Operating Supplies	State's Attorney	General Fund	5/18/2026	4,228.24
WEX Bank	Fuel- Vehicles	State's Attorney	General Fund	5/18/2026	291.82
Carahsoft Technology Corporation	Computer Software- Non Capital	State's Attorney	General Fund	5/4/2026	8,708.33
Open Text, Inc.	Computer Software- Non Capital	State's Attorney	General Fund	5/4/2026	7,330.01
WEX Bank	Fuel- Vehicles	State's Attorney	General Fund	5/18/2026	727.31
[redacted]		Public Defender	General Fund	5/4/2026	48.00
[redacted]		Public Defender	General Fund	5/4/2026	56.00
[redacted]		Public Defender	General Fund	5/4/2026	16.00
Ronald D. Dolak	Employee Training	Public Defender	General Fund	5/18/2026	931.06
Jacqueline Leder	Employee Training	Public Defender	General Fund	5/18/2026	1,592.47
Bethany McLean	Employee Training	Public Defender	General Fund	5/18/2026	896.45
Nicole F. Salonen	Employee Training	Public Defender	General Fund	5/18/2026	797.83

VENDOR	NATURE OF CLAIM	OFFICE / DEPARTMENT	FUND	DATE PAID	AMOUNT PAID
Christopher G. Sparks	Employee Training	Public Defender	General Fund	5/18/2026	797.83
Jillian Weiss	Employee Training	Public Defender	General Fund	5/18/2026	797.83
DS Services of America, Inc. dba Primo Water NA	Office Supplies	Public Defender	General Fund	5/4/2026	63.88
DS Services of America, Inc. dba Primo Water NA	Office Supplies	Public Defender	General Fund	5/4/2026	7.98
Warehouse Direct, Inc.	Office Supplies	Public Defender	General Fund	5/4/2026	59.10
JP Morgan Chase Bank, N.A.	Office Supplies	Public Defender	General Fund	5/18/2026	16.99
JP Morgan Chase Bank, N.A.	Office Supplies	Public Defender	General Fund	5/18/2026	635.27
JP Morgan Chase Bank, N.A.	Office Supplies	Public Defender	General Fund	5/18/2026	478.08
Thomson Reuters GRC, Inc. (West Government)	Books and Subscriptions	Public Defender	General Fund	5/4/2026	972.02
Thomson Reuters GRC, Inc. (West Government)	Books and Subscriptions	Public Defender	General Fund	5/18/2026	5,274.24
Thomson Reuters GRC, Inc. (West Government)	Books and Subscriptions	Public Defender	General Fund	5/18/2026	292.28
Enhanced Administration Consulting, LLC	Contractual/Consulting Services	Sheriff	General Fund	5/4/2026	2,125.00
Motorola Solutions, Inc.	Contractual/Consulting Services	Sheriff	General Fund	5/4/2026	12,152.00
Motorola Solutions, Inc.	Contractual/Consulting Services	Sheriff	General Fund	5/18/2026	12,152.00
Sentinel Offender Services, LLC	Extradition Costs	Sheriff	General Fund	5/4/2026	10,873.92
JP Morgan Chase Bank, N.A.	Extradition Costs	Sheriff	General Fund	5/18/2026	45.00
JP Morgan Chase Bank, N.A.	Extradition Costs	Sheriff	General Fund	5/18/2026	1,634.23
Toshiba America Business Solutions, Inc	Repairs and Maint- Copiers	Sheriff	General Fund	5/4/2026	77.13
Toshiba America Business Solutions, Inc	Repairs and Maint- Copiers	Sheriff	General Fund	5/18/2026	30.00
Impact Networking, LLC	Repairs and Maint- Copiers	Sheriff	General Fund	5/18/2026	124.20
APC Stores, Inc. (Bumper to Bumper)	Repairs and Maint- Vehicles	Sheriff	General Fund	5/4/2026	35.00
APC Stores, Inc. (Bumper to Bumper)	Repairs and Maint- Vehicles	Sheriff	General Fund	5/4/2026	1,006.63
APC Stores, Inc. (Bumper to Bumper)	Repairs and Maint- Vehicles	Sheriff	General Fund	5/4/2026	195.39
APC Stores, Inc. (Bumper to Bumper)	Repairs and Maint- Vehicles	Sheriff	General Fund	5/4/2026	(36.00)
APC Stores, Inc. (Bumper to Bumper)	Repairs and Maint- Vehicles	Sheriff	General Fund	5/4/2026	550.44
Genuine Parts Company dba NAPA Auto Parts	Repairs and Maint- Vehicles	Sheriff	General Fund	5/4/2026	319.42
Genuine Parts Company dba NAPA Auto Parts	Repairs and Maint- Vehicles	Sheriff	General Fund	5/4/2026	214.56
Genuine Parts Company dba NAPA Auto Parts	Repairs and Maint- Vehicles	Sheriff	General Fund	5/4/2026	199.91
Genuine Parts Company dba NAPA Auto Parts	Repairs and Maint- Vehicles	Sheriff	General Fund	5/4/2026	262.56
Genuine Parts Company dba NAPA Auto Parts	Repairs and Maint- Vehicles	Sheriff	General Fund	5/4/2026	257.28
Genuine Parts Company dba NAPA Auto Parts	Repairs and Maint- Vehicles	Sheriff	General Fund	5/4/2026	34.71
Genuine Parts Company dba NAPA Auto Parts	Repairs and Maint- Vehicles	Sheriff	General Fund	5/4/2026	20.36
Genuine Parts Company dba NAPA Auto Parts	Repairs and Maint- Vehicles	Sheriff	General Fund	5/4/2026	55.03
Genuine Parts Company dba NAPA Auto Parts	Repairs and Maint- Vehicles	Sheriff	General Fund	5/4/2026	41.92
Genuine Parts Company dba NAPA Auto Parts	Repairs and Maint- Vehicles	Sheriff	General Fund	5/4/2026	183.24
Genuine Parts Company dba NAPA Auto Parts	Repairs and Maint- Vehicles	Sheriff	General Fund	5/4/2026	(108.00)
Genuine Parts Company dba NAPA Auto Parts	Repairs and Maint- Vehicles	Sheriff	General Fund	5/4/2026	31.00
Via Carlita, LLC dba Hawk Ford St. Charles	Repairs and Maint- Vehicles	Sheriff	General Fund	5/4/2026	211.53
Via Carlita, LLC dba Hawk Ford St. Charles	Repairs and Maint- Vehicles	Sheriff	General Fund	5/4/2026	(41.53)
Via Carlita, LLC dba Hawk Ford St. Charles	Repairs and Maint- Vehicles	Sheriff	General Fund	5/4/2026	826.25
Via Carlita, LLC dba Hawk Ford St. Charles	Repairs and Maint- Vehicles	Sheriff	General Fund	5/4/2026	144.76
Via Carlita, LLC dba Hawk Ford St. Charles	Repairs and Maint- Vehicles	Sheriff	General Fund	5/4/2026	197.49
Via Carlita, LLC dba Hawk Ford St. Charles	Repairs and Maint- Vehicles	Sheriff	General Fund	5/4/2026	65.50
Via Carlita, LLC dba Hawk Ford St. Charles	Repairs and Maint- Vehicles	Sheriff	General Fund	5/4/2026	125.00
Via Carlita, LLC dba Hawk Ford St. Charles	Repairs and Maint- Vehicles	Sheriff	General Fund	5/4/2026	95.15
Via Carlita, LLC dba Hawk Ford St. Charles	Repairs and Maint- Vehicles	Sheriff	General Fund	5/4/2026	484.72
Via Carlita, LLC dba Hawk Ford St. Charles	Repairs and Maint- Vehicles	Sheriff	General Fund	5/4/2026	144.76
Via Carlita, LLC dba Hawk Ford St. Charles	Repairs and Maint- Vehicles	Sheriff	General Fund	5/4/2026	147.50
Via Carlita, LLC dba Hawk Ford St. Charles	Repairs and Maint- Vehicles	Sheriff	General Fund	5/4/2026	157.45
Pomp's Tire Service, Inc.	Repairs and Maint- Vehicles	Sheriff	General Fund	5/4/2026	1,134.52
Pomp's Tire Service, Inc.	Repairs and Maint- Vehicles	Sheriff	General Fund	5/4/2026	2,490.00
Chicago Parts and Sound, LLC	Repairs and Maint- Vehicles	Sheriff	General Fund	5/4/2026	5,741.52
Chicago Parts and Sound, LLC	Repairs and Maint- Vehicles	Sheriff	General Fund	5/18/2026	381.90
Priority Products, Inc.	Repairs and Maint- Vehicles	Sheriff	General Fund	5/18/2026	298.23

VENDOR	NATURE OF CLAIM	OFFICE / DEPARTMENT	FUND	DATE PAID	AMOUNT PAID
Priority Products, Inc.	Repairs and Maint- Vehicles	Sheriff	General Fund	5/18/2026	42.51
Al Piemonte Cadillac Inc dba St. Charles Chrysler	Repairs and Maint- Vehicles	Sheriff	General Fund	5/18/2026	3,267.49
Al Piemonte Cadillac Inc dba St. Charles Chrysler	Repairs and Maint- Vehicles	Sheriff	General Fund	5/18/2026	39.07
Al Piemonte Cadillac Inc dba St. Charles Chrysler	Repairs and Maint- Vehicles	Sheriff	General Fund	5/18/2026	26.89
Via Carlita, LLC dba Hawk Ford St. Charles	Repairs and Maint- Vehicles	Sheriff	General Fund	5/18/2026	161.76
Via Carlita, LLC dba Hawk Ford St. Charles	Repairs and Maint- Vehicles	Sheriff	General Fund	5/18/2026	637.50
Via Carlita, LLC dba Hawk Ford St. Charles	Repairs and Maint- Vehicles	Sheriff	General Fund	5/18/2026	626.25
Via Carlita, LLC dba Hawk Ford St. Charles	Repairs and Maint- Vehicles	Sheriff	General Fund	5/18/2026	873.49
Via Carlita, LLC dba Hawk Ford St. Charles	Repairs and Maint- Vehicles	Sheriff	General Fund	5/18/2026	112.00
Via Carlita, LLC dba Hawk Ford St. Charles	Repairs and Maint- Vehicles	Sheriff	General Fund	5/18/2026	22.80
Via Carlita, LLC dba Hawk Ford St. Charles	Repairs and Maint- Vehicles	Sheriff	General Fund	5/18/2026	391.38
Via Carlita, LLC dba Hawk Ford St. Charles	Repairs and Maint- Vehicles	Sheriff	General Fund	5/18/2026	(250.00)
Genuine Parts Company dba NAPA Auto Parts	Repairs and Maint- Vehicles	Sheriff	General Fund	5/18/2026	51.40
Genuine Parts Company dba NAPA Auto Parts	Repairs and Maint- Vehicles	Sheriff	General Fund	5/18/2026	(18.00)
Genuine Parts Company dba NAPA Auto Parts	Repairs and Maint- Vehicles	Sheriff	General Fund	5/18/2026	432.39
Genuine Parts Company dba NAPA Auto Parts	Repairs and Maint- Vehicles	Sheriff	General Fund	5/18/2026	(252.00)
Genuine Parts Company dba NAPA Auto Parts	Repairs and Maint- Vehicles	Sheriff	General Fund	5/18/2026	139.23
Genuine Parts Company dba NAPA Auto Parts	Repairs and Maint- Vehicles	Sheriff	General Fund	5/18/2026	416.64
Genuine Parts Company dba NAPA Auto Parts	Repairs and Maint- Vehicles	Sheriff	General Fund	5/18/2026	780.66
Genuine Parts Company dba NAPA Auto Parts	Repairs and Maint- Vehicles	Sheriff	General Fund	5/18/2026	64.21
Genuine Parts Company dba NAPA Auto Parts	Repairs and Maint- Vehicles	Sheriff	General Fund	5/18/2026	157.23
Genuine Parts Company dba NAPA Auto Parts	Repairs and Maint- Vehicles	Sheriff	General Fund	5/18/2026	50.03
Genuine Parts Company dba NAPA Auto Parts	Repairs and Maint- Vehicles	Sheriff	General Fund	5/18/2026	47.79
Genuine Parts Company dba NAPA Auto Parts	Repairs and Maint- Vehicles	Sheriff	General Fund	5/18/2026	712.86
Havlicek Geneva Ace Hardware, LLC	Repairs and Maint- Vehicles	Sheriff	General Fund	5/18/2026	13.49
Hollywood Tools, LLC	Repairs and Maint- Vehicles	Sheriff	General Fund	5/18/2026	146.75
JP Morgan Chase Bank, N.A.	Repairs and Maint- Vehicles	Sheriff	General Fund	5/18/2026	1.50
JP Morgan Chase Bank, N.A.	Repairs and Maint- Vehicles	Sheriff	General Fund	5/18/2026	1,327.89
APC Stores, Inc. (Bumper to Bumper)	Repairs and Maint- Vehicles	Sheriff	General Fund	5/18/2026	40.99
APC Stores, Inc. (Bumper to Bumper)	Repairs and Maint- Vehicles	Sheriff	General Fund	5/18/2026	488.47
APC Stores, Inc. (Bumper to Bumper)	Repairs and Maint- Vehicles	Sheriff	General Fund	5/18/2026	46.18
APC Stores, Inc. (Bumper to Bumper)	Repairs and Maint- Vehicles	Sheriff	General Fund	5/18/2026	263.99
APC Stores, Inc. (Bumper to Bumper)	Repairs and Maint- Vehicles	Sheriff	General Fund	5/18/2026	(92.00)
Bob Jass Chevrolet, Inc.	Repairs and Maint- Vehicles	Sheriff	General Fund	5/18/2026	219.22
Kane County Sheriff - Petty Cash	Employee Training	Sheriff	General Fund	5/4/2026	380.00
Kane County Sheriff - Petty Cash	Employee Training	Sheriff	General Fund	5/4/2026	473.00
Kane County Sheriff - Petty Cash	Employee Training	Sheriff	General Fund	5/4/2026	473.00
Center for Applied Psychology & Forensic Studies	Employee Training	Sheriff	General Fund	5/18/2026	2,100.00
JP Morgan Chase Bank, N.A.	Employee Training	Sheriff	General Fund	5/18/2026	11,654.11
JP Morgan Chase Bank, N.A.	Employee Training	Sheriff	General Fund	5/18/2026	450.00
JP Morgan Chase Bank, N.A.	Sheriff Reimbursable Expense	Sheriff	General Fund	5/18/2026	29.94
JP Morgan Chase Bank, N.A.	Sheriff Reimbursable Expense	Sheriff	General Fund	5/18/2026	109.25
JP Morgan Chase Bank, N.A.	**Sheriff Reimbursable Expense**	**Sheriff**	**General Fund**	**5/18/2026**	**92.98**
JP Morgan Chase Bank, N.A.	Sheriff Reimbursable Expense	Sheriff	General Fund	5/18/2026	299.99
JP Morgan Chase Bank, N.A.	Sheriff Reimbursable Expense	Sheriff	General Fund	5/18/2026	1,154.36
JP Morgan Chase Bank, N.A.	Sheriff Reimbursable Expense	Sheriff	General Fund	5/18/2026	50.00
JP Morgan Chase Bank, N.A.	Sheriff Reimbursable Expense	Sheriff	General Fund	5/18/2026	804.00
JP Morgan Chase Bank, N.A.	Sheriff Reimbursable Expense	Sheriff	General Fund	5/18/2026	1,806.41
JP Morgan Chase Bank, N.A.	Sheriff Reimbursable Expense	Sheriff	General Fund	5/18/2026	2,832.00
JP Morgan Chase Bank, N.A.	Sheriff Reimbursable Expense	Sheriff	General Fund	5/18/2026	8,664.95
JP Morgan Chase Bank, N.A.	Sheriff Reimbursable Expense	Sheriff	General Fund	5/18/2026	18.99
JP Morgan Chase Bank, N.A.	Office Supplies	Sheriff	General Fund	5/18/2026	134.51
Kane County Sheriff - Petty Cash	Operating Supplies	Sheriff	General Fund	5/4/2026	580.04
Midwest Occupational Health Mgmt Svcs Inc	Operating Supplies	Sheriff	General Fund	5/4/2026	250.00

VENDOR	NATURE OF CLAIM	OFFICE / DEPARTMENT	FUND	DATE PAID	AMOUNT PAID
Grainger Inc	Operating Supplies	Sheriff	General Fund	5/4/2026	133.58
JP Morgan Chase Bank, N.A.	Operating Supplies	Sheriff	General Fund	5/18/2026	46.65
JP Morgan Chase Bank, N.A.	Operating Supplies	Sheriff	General Fund	5/18/2026	499.95
JP Morgan Chase Bank, N.A.	Operating Supplies	Sheriff	General Fund	5/18/2026	1,520.08
JP Morgan Chase Bank, N.A.	Operating Supplies	Sheriff	General Fund	5/18/2026	29.99
JP Morgan Chase Bank, N.A.	Operating Supplies	Sheriff	General Fund	5/18/2026	3,345.52
JP Morgan Chase Bank, N.A.	Operating Supplies	Sheriff	General Fund	5/18/2026	80.00
JP Morgan Chase Bank, N.A.	Operating Supplies	Sheriff	General Fund	5/18/2026	929.30
Net Transcripts, Inc.	Operating Supplies	Sheriff	General Fund	5/18/2026	212.43
Baycom, Inc.	Operating Supplies	Sheriff	General Fund	5/18/2026	768.00
Chicago Communications, LLC	Operating Supplies	Sheriff	General Fund	5/18/2026	1,111.25
Fox Valley Park District	Operating Supplies	Sheriff	General Fund	5/18/2026	500.00
Streicher's, Inc.	S.W.A.T. Supplies	Sheriff	General Fund	5/4/2026	619.98
Ray O'Herron Co, Inc.	Uniform Supplies	Sheriff	General Fund	5/4/2026	1,024.17
Cintas Corporation	Uniform Supplies	Sheriff	General Fund	5/4/2026	55.61
Cintas Corporation	Uniform Supplies	Sheriff	General Fund	5/4/2026	55.61
Cintas Corporation	Uniform Supplies	Sheriff	General Fund	5/18/2026	55.61
Cintas Corporation	Uniform Supplies	Sheriff	General Fund	5/18/2026	59.57
Ray O'Herron Co, Inc.	Uniform Supplies	Sheriff	General Fund	5/18/2026	70.47
Streicher's, Inc.	Uniform Supplies	Sheriff	General Fund	5/18/2026	1,105.00
Streicher's, Inc.	Uniform Supplies	Sheriff	General Fund	5/18/2026	783.00
Mansfield Oil Company of Gainesville, Inc.	Fuel- Vehicles	Sheriff	General Fund	5/4/2026	3,782.06
Mansfield Oil Company of Gainesville, Inc.	Fuel- Vehicles	Sheriff	General Fund	5/4/2026	5,053.34
Mansfield Oil Company of Gainesville, Inc.	Fuel- Vehicles	Sheriff	General Fund	5/18/2026	4,998.17
Mansfield Oil Company of Gainesville, Inc.	Fuel- Vehicles	Sheriff	General Fund	5/18/2026	4,963.13
WEX Bank	Fuel- Vehicles	Sheriff	General Fund	5/18/2026	37,387.04
Lighthouse Recovery, Inc.	Medical/Dental/Hospital Services	Sheriff	General Fund	5/18/2026	25,000.00
Stericycle, Inc.	Disposal and Water Softener Srvs	Sheriff	General Fund	5/18/2026	361.39
Kane County Sheriff - Petty Cash	Employee Training	Sheriff	General Fund	5/4/2026	75.00
Kane County Sheriff - Petty Cash	Employee Training	Sheriff	General Fund	5/4/2026	103.00
Kane County Sheriff - Petty Cash	Employee Training	Sheriff	General Fund	5/4/2026	75.00
JP Morgan Chase Bank, N.A.	Employee Training	Sheriff	General Fund	5/18/2026	1,875.00
JP Morgan Chase Bank, N.A.	Employee Training	Sheriff	General Fund	5/18/2026	(150.00)
Valdes LLC	Operating Supplies	Sheriff	General Fund	5/4/2026	999.25
County of Kendall	Operating Supplies	Sheriff	General Fund	5/4/2026	702.00
County of LaSalle	Operating Supplies	Sheriff	General Fund	5/4/2026	2,015.00
DeKalb County Government	Operating Supplies	Sheriff	General Fund	5/4/2026	2,325.00
DeKalb County Government	Operating Supplies	Sheriff	General Fund	5/18/2026	2,250.00
JP Morgan Chase Bank, N.A.	Operating Supplies	Sheriff	General Fund	5/18/2026	141.93
JP Morgan Chase Bank, N.A.	Operating Supplies	Sheriff	General Fund	5/18/2026	569.52
JP Morgan Chase Bank, N.A.	Operating Supplies	Sheriff	General Fund	5/18/2026	120.00
JP Morgan Chase Bank, N.A.	Operating Supplies	Sheriff	General Fund	5/18/2026	892.12
Net Transcripts, Inc.	Operating Supplies	Sheriff	General Fund	5/18/2026	124.00
County of LaSalle	Operating Supplies	Sheriff	General Fund	5/18/2026	1,950.00
County of McHenry	Operating Supplies	Sheriff	General Fund	5/18/2026	5,900.00
County of Kendall	Operating Supplies	Sheriff	General Fund	5/18/2026	3,588.00
Valdes LLC	Operating Supplies	Sheriff	General Fund	5/18/2026	999.25
Cintas Corporation	Uniform Supplies	Sheriff	General Fund	5/4/2026	63.30
Cintas Corporation	Uniform Supplies	Sheriff	General Fund	5/18/2026	65.25
Cintas Corporation	Uniform Supplies	Sheriff	General Fund	5/18/2026	61.50
Cintas Corporation	Uniform Supplies	Sheriff	General Fund	5/18/2026	61.50
Aramark Services, Inc.	Food	Sheriff	General Fund	5/4/2026	103.68
Aramark Services, Inc.	Food	Sheriff	General Fund	5/4/2026	16,666.21
Aramark Services, Inc.	Food	Sheriff	General Fund	5/4/2026	35.82

VENDOR	NATURE OF CLAIM	OFFICE / DEPARTMENT	FUND	DATE PAID	AMOUNT PAID
Aramark Services, Inc.	Food	Sheriff	General Fund	5/4/2026	16,271.32
DS Services of America, Inc. dba Primo Water NA	Food	Sheriff	General Fund	5/4/2026	2.99
DS Services of America, Inc. dba Primo Water NA	Food	Sheriff	General Fund	5/4/2026	7.98
DS Services of America, Inc. dba Primo Water NA	Food	Sheriff	General Fund	5/4/2026	22.95
DS Services of America, Inc. dba Primo Water NA	Food	Sheriff	General Fund	5/4/2026	129.72
Aramark Services, Inc.	Food	Sheriff	General Fund	5/18/2026	16,705.64
Aramark Services, Inc.	Food	Sheriff	General Fund	5/18/2026	39.06
Aramark Services, Inc.	Food	Sheriff	General Fund	5/18/2026	16,647.39
Aramark Services, Inc.	Food	Sheriff	General Fund	5/18/2026	41.94
Warehouse Direct, Inc.	Repairs and Maint- Equipment	Sheriff	General Fund	5/4/2026	39.27
COPS & FIRE Personnel Testing Service	Pre-Employment Physicals	Sheriff	General Fund	5/18/2026	625.00
COPS & FIRE Personnel Testing Service	Pre-Employment Physicals	Sheriff	General Fund	5/18/2026	1,875.00
COPS & FIRE Personnel Testing Service	Pre-Employment Physicals	Sheriff	General Fund	5/18/2026	625.00
Wagner Investigative Polygraph Service	Pre-Employment Physicals	Sheriff	General Fund	5/18/2026	50.00
Wagner Investigative Polygraph Service	Pre-Employment Physicals	Sheriff	General Fund	5/18/2026	50.00
Wagner Investigative Polygraph Service	Pre-Employment Physicals	Sheriff	General Fund	5/18/2026	100.00
Warehouse Direct, Inc.	Office Supplies	Sheriff	General Fund	5/4/2026	39.27
JP Morgan Chase Bank, N.A.	Office Supplies	Sheriff	General Fund	5/18/2026	391.43
Ray O'Herron Co, Inc.	Uniform Supplies	Sheriff	General Fund	5/4/2026	81.99
Ray O'Herron Co, Inc.	Uniform Supplies	Sheriff	General Fund	5/4/2026	69.69
Ray O'Herron Co, Inc.	Uniform Supplies	Sheriff	General Fund	5/4/2026	69.69
Ray O'Herron Co, Inc.	Uniform Supplies	Sheriff	General Fund	5/4/2026	81.99
Ray O'Herron Co, Inc.	Uniform Supplies	Sheriff	General Fund	5/4/2026	120.00
Ray O'Herron Co, Inc.	Uniform Supplies	Sheriff	General Fund	5/4/2026	207.20
Ray O'Herron Co, Inc.	Uniform Supplies	Sheriff	General Fund	5/4/2026	390.95
Ray O'Herron Co, Inc.	Uniform Supplies	Sheriff	General Fund	5/4/2026	547.79
Ray O'Herron Co, Inc.	Uniform Supplies	Sheriff	General Fund	5/4/2026	620.94
Ray O'Herron Co, Inc.	Uniform Supplies	Sheriff	General Fund	5/4/2026	40.80
Ray O'Herron Co, Inc.	Uniform Supplies	Sheriff	General Fund	5/4/2026	40.80
Ray O'Herron Co, Inc.	Uniform Supplies	Sheriff	General Fund	5/4/2026	37.89
Ray O'Herron Co, Inc.	Uniform Supplies	Sheriff	General Fund	5/4/2026	38.00
Ray O'Herron Co, Inc.	Uniform Supplies	Sheriff	General Fund	5/4/2026	527.79
Ray O'Herron Co, Inc.	Uniform Supplies	Sheriff	General Fund	5/4/2026	788.68
Ray O'Herron Co, Inc.	Uniform Supplies	Sheriff	General Fund	5/4/2026	934.47
Ray O'Herron Co, Inc.	Uniform Supplies	Sheriff	General Fund	5/4/2026	715.61
Ray O'Herron Co, Inc.	Uniform Supplies	Sheriff	General Fund	5/4/2026	1,153.11
Peter J. Burgert	Employee Mileage Expense	Merit Commission	General Fund	5/18/2026	203.00
Resource Management Associates	Entrance/Promotional Testing	Merit Commission	General Fund	5/18/2026	1,730.00
Toshiba America Business Solutions, Inc	Repairs and Maint- Copiers	Court Services	General Fund	5/18/2026	159.58
LaTanya Hill	Conferences and Meetings	Court Services	General Fund	5/18/2026	208.17
JP Morgan Chase Bank, N.A.	Conferences and Meetings	Court Services	General Fund	5/18/2026	386.40
Emily Saylor	Employee Training	Court Services	General Fund	5/4/2026	300.75
Samantha Spooner	Employee Training	Court Services	General Fund	5/4/2026	552.71
Christopher J. Starkovich	Employee Training	Court Services	General Fund	5/4/2026	1,155.38
Philip Wessel	Employee Training	Court Services	General Fund	5/4/2026	389.12
JP Morgan Chase Bank, N.A.	Employee Training	Court Services	General Fund	5/18/2026	1,898.88
Emily Saylor	Employee Mileage Expense	Court Services	General Fund	5/4/2026	349.89
Kyle Grenfell	Miscellaneous Contractual Exp	Court Services	General Fund	5/4/2026	143.15
JP Morgan Chase Bank, N.A.	Miscellaneous Contractual Exp	Court Services	General Fund	5/18/2026	192.49
JP Morgan Chase Bank, N.A.	Miscellaneous Contractual Exp	Court Services	General Fund	5/18/2026	544.05
JP Morgan Chase Bank, N.A.	Incentives	Court Services	General Fund	5/18/2026	1,800.00
Tyler Technologies, Inc. (New World)	Software Licensing Cost	Court Services	General Fund	5/4/2026	20.60
Eco Clean Maintenance, Inc.	Janitorial Services	Court Services	General Fund	5/18/2026	1,112.00
Toshiba America Business Solutions, Inc	Repairs and Maint- Copiers	Court Services	General Fund	5/4/2026	61.65

VENDOR	NATURE OF CLAIM	OFFICE / DEPARTMENT	FUND	DATE PAID	AMOUNT PAID
Motorola Solutions, Inc.	Repairs and Maint- Comm Equip	Court Services	General Fund	5/4/2026	280.00
Lagrove, LLC	Building Space Rental	Court Services	General Fund	5/4/2026	2,949.76
Lagrove, LLC	Building Space Rental	Court Services	General Fund	5/18/2026	2,949.76
SC Auto Inc DBA Midas Auto Service	Repairs and Maint- Vehicles	Court Services	General Fund	5/4/2026	55.00
JP Morgan Chase Bank, N.A.	Conferences and Meetings	Court Services	General Fund	5/18/2026	1,159.20
Madelyn Marshall	Conferences and Meetings	Court Services	General Fund	5/18/2026	86.00
Martha A Offutt-Gruber	Conferences and Meetings	Court Services	General Fund	5/18/2026	77.00
Tamara Williams	Conferences and Meetings	Court Services	General Fund	5/18/2026	38.00
Julie Cho-Valldejuli	Employee Training	Court Services	General Fund	5/4/2026	237.50
Daniel P. Gates	Employee Training	Court Services	General Fund	5/4/2026	1,155.32
Stephen Sells	Employee Training	Court Services	General Fund	5/4/2026	668.56
JP Morgan Chase Bank, N.A.	Employee Training	Court Services	General Fund	5/18/2026	1,432.88
Richard Malek II	Employee Training	Court Services	General Fund	5/18/2026	66.50
Samantha A. Reed	Employee Training	Court Services	General Fund	5/18/2026	104.50
Julie Cho-Valldejuli	Employee Training	Court Services	General Fund	5/18/2026	66.50
Stephen Sells	Employee Mileage Expense	Court Services	General Fund	5/4/2026	233.45
Nicole Buhl	Employee Mileage Expense	Court Services	General Fund	5/18/2026	29.73
Warehouse Direct, Inc.	Office Supplies	Court Services	General Fund	5/4/2026	266.43
JP Morgan Chase Bank, N.A.	Operating Supplies	Court Services	General Fund	5/18/2026	139.99
WEX Bank	Fuel- Vehicles	Court Services	General Fund	5/18/2026	514.01
Family Counseling Services of Aurora	Psychological/Psychiatric Srvs	Court Services	General Fund	5/18/2026	200.00
Family Counseling Services of Aurora	Psychological/Psychiatric Srvs	Court Services	General Fund	5/18/2026	4,166.00
JP Morgan Chase Bank, N.A.	Conferences and Meetings	Court Services	General Fund	5/18/2026	234.50
JP Morgan Chase Bank, N.A.	Office Supplies	Court Services	General Fund	5/18/2026	38.99
JP Morgan Chase Bank, N.A.	Medical Supplies and Drugs	Court Services	General Fund	5/18/2026	30.99
JP Morgan Chase Bank, N.A.	Incentives	Court Services	General Fund	5/18/2026	99.96
Waste Management of Illinois - West	Repairs and Maint- Buildings	Court Services	General Fund	5/18/2026	211.97
Toshiba America Business Solutions, Inc	Repairs and Maint- Copiers	Court Services	General Fund	5/18/2026	14.42
Lagrove, LLC	Building Space Rental	Court Services	General Fund	5/4/2026	2,949.75
Lagrove, LLC	Building Space Rental	Court Services	General Fund	5/18/2026	2,949.75
SC Auto Inc DBA Midas Auto Service	Repairs and Maint- Vehicles	Court Services	General Fund	5/18/2026	34.99
JP Morgan Chase Bank, N.A.	Conferences and Meetings	Court Services	General Fund	5/18/2026	515.20
DS Services of America, Inc. dba Primo Water NA	Miscellaneous Contractual Exp	Court Services	General Fund	5/4/2026	17.96
DS Services of America, Inc. dba Primo Water NA	Miscellaneous Contractual Exp	Court Services	General Fund	5/4/2026	52.89
DS Services of America, Inc. dba Primo Water NA	Miscellaneous Contractual Exp	Court Services	General Fund	5/4/2026	179.64
Warehouse Direct, Inc.	Office Supplies	Court Services	General Fund	5/18/2026	202.14
JP Morgan Chase Bank, N.A.	Operating Supplies	Court Services	General Fund	5/18/2026	36.98
WEX Bank	Fuel- Vehicles	Court Services	General Fund	5/18/2026	321.28
JP Morgan Chase Bank, N.A.	Miscellaneous Supplies	Court Services	General Fund	5/18/2026	145.47
JP Morgan Chase Bank, N.A.	Juvenile Board and Care	Court Services	General Fund	5/18/2026	414.16
Family Counseling Services of Aurora	Psychological/Psychiatric Srvs	Court Services	General Fund	5/4/2026	5,000.00
Advanced Correctional Healthcare, Inc.	Medical/Dental/Hospital Services	Court Services	General Fund	5/4/2026	40,817.75
Advanced Correctional Healthcare, Inc.	Medical/Dental/Hospital Services	Court Services	General Fund	5/4/2026	**(945.48)**
Symphony Diagnostic Svcs No. 1 dba MobilexUSA	Medical/Dental/Hospital Services	Court Services	General Fund	5/4/2026	370.00
Charm-Tex, Inc.	Juvenile Board and Care	Court Services	General Fund	5/4/2026	619.60
JP Morgan Chase Bank, N.A.	Juvenile Board and Care	Court Services	General Fund	5/18/2026	101.36
Garcia Clinical Laboratory, Inc.	Lab Services	Court Services	General Fund	5/4/2026	41.00
Redwood Toxicology Laboratory, Inc.	Lab Services	Court Services	General Fund	5/4/2026	21.20
Convergint Technologies LLC	Repairs and Maint- Comm Equip	Court Services	General Fund	5/18/2026	472.70
Convergint Technologies LLC	Repairs and Maint- Comm Equip	Court Services	General Fund	5/18/2026	831.36
Toshiba America Business Solutions, Inc	Repairs and Maint- Office Equip	Court Services	General Fund	5/18/2026	14.48
JP Morgan Chase Bank, N.A.	Conferences and Meetings	Court Services	General Fund	5/18/2026	1,030.40
JP Morgan Chase Bank, N.A.	Conferences and Meetings	Court Services	General Fund	5/18/2026	772.80
DS Services of America, Inc. dba Primo Water NA	Miscellaneous Contractual Exp	Court Services	General Fund	5/18/2026	271.44

VENDOR	NATURE OF CLAIM	OFFICE / DEPARTMENT	FUND	DATE PAID	AMOUNT PAID
JP Morgan Chase Bank, N.A.	Miscellaneous Contractual Exp	Court Services	General Fund	5/18/2026	24.41
Sysco Food Services Chicago	Operating Supplies	Court Services	General Fund	5/4/2026	137.60
JP Morgan Chase Bank, N.A.	Operating Supplies	Court Services	General Fund	5/18/2026	82.90
JP Morgan Chase Bank, N.A.	Operating Supplies	Court Services	General Fund	5/18/2026	73.89
LMC Enterprises, Inc. dba Initial Impressions	Uniform Supplies	Court Services	General Fund	5/18/2026	115.74
Sysco Food Services Chicago	Food	Court Services	General Fund	5/4/2026	99.12
Sysco Food Services Chicago	Food	Court Services	General Fund	5/4/2026	1,901.23
Sysco Food Services Chicago	Food	Court Services	General Fund	5/4/2026	578.80
Sysco Food Services Chicago	Food	Court Services	General Fund	5/4/2026	882.41
Aramark Services, Inc.	Food	Court Services	General Fund	5/4/2026	1,002.80
Aramark Services, Inc.	Food	Court Services	General Fund	5/4/2026	996.26
Aramark Services, Inc.	Food	Court Services	General Fund	5/18/2026	1,281.84
Aramark Services, Inc.	Food	Court Services	General Fund	5/18/2026	1,327.62
Sysco Food Services Chicago	Food	Court Services	General Fund	5/18/2026	695.36
Charm-Tex, Inc.	Clothing Supplies	Court Services	General Fund	5/4/2026	119.54
Charm-Tex, Inc.	Clothing Supplies	Court Services	General Fund	5/18/2026	119.54
Bob Barker Company, Inc.	Clothing Supplies	Court Services	General Fund	5/18/2026	540.60
Green Tree Pharmacy, Inc.	Medical Supplies and Drugs	Court Services	General Fund	5/4/2026	611.56
McKesson Medical Surgical	Medical Supplies and Drugs	Court Services	General Fund	5/4/2026	85.63
Redwood Toxicology Laboratory, Inc.	Medical Supplies and Drugs	Court Services	General Fund	5/4/2026	140.50
McKesson Medical Surgical	Medical Supplies and Drugs	Court Services	General Fund	5/18/2026	440.00
JP Morgan Chase Bank, N.A.	Medical Supplies and Drugs	Court Services	General Fund	5/18/2026	9.90
Timekeeping Systems, Inc.	Subscription Databases	Court Services	General Fund	5/18/2026	395.00
WEX Bank	Fuel- Vehicles	Court Services	General Fund	5/18/2026	92.62
Interprenet, LTD	Contractual/Consulting Services	Court Services	General Fund	5/4/2026	357.28
Language Line Services	Contractual/Consulting Services	Court Services	General Fund	5/18/2026	33.72
JP Morgan Chase Bank, N.A.	Conferences and Meetings	Court Services	General Fund	5/18/2026	1,000.00
Jessica Marevka	Conferences and Meetings	Court Services	General Fund	5/18/2026	500.00
Ellis O'Connor	Conferences and Meetings	Court Services	General Fund	5/18/2026	500.00
JP Morgan Chase Bank, N.A.	Computer Related Supplies	Court Services	General Fund	5/18/2026	216.00
JP Morgan Chase Bank, N.A.	Miscellaneous Supplies	Court Services	General Fund	5/18/2026	36.98
Peter Olsen	Psychological/Psychiatric Srvs	Court Services	General Fund	5/18/2026	500.00
Peter Olsen	Psychological/Psychiatric Srvs	Court Services	General Fund	5/18/2026	500.00
Peter Olsen	Psychological/Psychiatric Srvs	Court Services	General Fund	5/18/2026	500.00
Peter Olsen	Psychological/Psychiatric Srvs	Court Services	General Fund	5/18/2026	500.00
PharmChem, Inc.	Lab Services	Court Services	General Fund	5/4/2026	31.95
Karlo J. Valenzuela	Employee Training	Court Services	General Fund	5/4/2026	194.09
JP Morgan Chase Bank, N.A.	Office Supplies	Court Services	General Fund	5/18/2026	38.98
Aramark Services, Inc.	National School Lunch Program	Court Services	General Fund	5/4/2026	1,286.20
Aramark Services, Inc.	National School Lunch Program	Court Services	General Fund	5/4/2026	1,292.74
Aramark Services, Inc.	National School Lunch Program	Court Services	General Fund	5/18/2026	1,007.16
Aramark Services, Inc.	National School Lunch Program	Court Services	General Fund	5/18/2026	961.38
Mitra B. Kalelkar	Autopsies/Consulting	Coroner	General Fund	5/4/2026	15,750.00
Mitra B. Kalelkar	Autopsies/Consulting	Coroner	General Fund	5/18/2026	15,750.00
David A. Wold DDS, PC dba Bensenville Dental Care	Autopsies/Consulting	Coroner	General Fund	5/18/2026	700.00
James A. Filkins	Autopsies/Consulting	Coroner	General Fund	5/18/2026	1,550.00
James A. Filkins	Autopsies/Consulting	Coroner	General Fund	5/18/2026	4,650.00
NMS Labs	Toxicology Expense	Coroner	General Fund	5/4/2026	11,500.00
NMS Labs	Toxicology Expense	Coroner	General Fund	5/4/2026	225.50
NMS Labs	Toxicology Expense	Coroner	General Fund	5/18/2026	10,010.40
Tissue Techniques Pathology Labs, LLC	Toxicology Expense	Coroner	General Fund	5/18/2026	940.00
JP Morgan Chase Bank, N.A.	Repairs and Maint- Vehicles	Coroner	General Fund	5/18/2026	97.07
JP Morgan Chase Bank, N.A.	Conferences and Meetings	Coroner	General Fund	5/18/2026	532.33
JP Morgan Chase Bank, N.A.	Conferences and Meetings	Coroner	General Fund	5/18/2026	3,810.21

VENDOR	NATURE OF CLAIM	OFFICE / DEPARTMENT	FUND	DATE PAID	AMOUNT PAID
DS Services of America, Inc. dba Primo Water NA	Miscellaneous Contractual Exp	Coroner	General Fund	5/4/2026	28.46
Marberry Cleaners & Launderers	Miscellaneous Contractual Exp	Coroner	General Fund	5/18/2026	616.40
Marlin Leasing Corporation dba PEAC Solutions	Miscellaneous Contractual Exp	Coroner	General Fund	5/18/2026	498.00
Stericycle, Inc.	Miscellaneous Contractual Exp	Coroner	General Fund	5/18/2026	877.10
WEX Bank	Miscellaneous Contractual Exp	Coroner	General Fund	5/18/2026	1,072.41
JP Morgan Chase Bank, N.A.	Operating Supplies	Coroner	General Fund	5/18/2026	5,258.53
JP Morgan Chase Bank, N.A.	Repairs and Maint- Vehicles	Emergency Management Services	General Fund	5/18/2026	15.30
LDV Inc	Repairs and Maint- Vehicles	Emergency Management Services	General Fund	5/18/2026	592.37
JP Morgan Chase Bank, N.A.	Employee Training	Emergency Management Services	General Fund	5/18/2026	877.80
JP Morgan Chase Bank, N.A.	Employee Training	Emergency Management Services	General Fund	5/18/2026	376.20
JP Morgan Chase Bank, N.A.	Operating Supplies	Emergency Management Services	General Fund	5/18/2026	920.40
JP Morgan Chase Bank, N.A.	Computer Related Supplies	Emergency Management Services	General Fund	5/18/2026	0.99
JP Morgan Chase Bank, N.A.	Food	Emergency Management Services	General Fund	5/18/2026	55.71
WEX Bank	Fuel- Vehicles	Emergency Management Services	General Fund	5/18/2026	390.65
JP Morgan Chase Bank, N.A.	Conferences and Meetings	Environmental Management	General Fund	5/18/2026	406.47
Jodie Wollnik	Conferences and Meetings	Environmental Management	General Fund	5/18/2026	46.26
JP Morgan Chase Bank, N.A.	General Association Dues	Environmental Management	General Fund	5/18/2026	180.00
WEX Bank	Fuel- Vehicles	Environmental Management	General Fund	5/18/2026	153.78
Planet Depos, LLC	Contractual/Consulting Services	Development	General Fund	5/4/2026	1,103.30
JP Morgan Chase Bank, N.A.	Contractual/Consulting Services	Development	General Fund	5/18/2026	16.99
JP Morgan Chase Bank, N.A.	Contractual/Consulting Services	Development	General Fund	5/18/2026	89.41
Impact Networking, LLC	Repairs and Maint- Copiers	Development	General Fund	5/4/2026	76.76
JP Morgan Chase Bank, N.A.	Conferences and Meetings	Development	General Fund	5/18/2026	390.23
Natalie A. Zine	Employee Mileage Expense	Development	General Fund	5/18/2026	80.98
Illinois Association of County Zoning Officials	General Association Dues	Development	General Fund	5/18/2026	100.00
JP Morgan Chase Bank, N.A.	General Association Dues	Development	General Fund	5/18/2026	616.00
Warehouse Direct, Inc.	Office Supplies	Development	General Fund	5/4/2026	113.53
Warehouse Direct, Inc.	Office Supplies	Development	General Fund	5/4/2026	246.45
Warehouse Direct, Inc.	Office Supplies	Development	General Fund	5/4/2026	188.74
Warehouse Direct, Inc.	Office Supplies	Development	General Fund	5/4/2026	263.85
Warehouse Direct, Inc.	Office Supplies	Development	General Fund	5/18/2026	27.10
Warehouse Direct, Inc.	Office Supplies	Development	General Fund	5/18/2026	104.32
DS Services of America, Inc. dba Primo Water NA	Operating Supplies	Development	General Fund	5/4/2026	2.99
JP Morgan Chase Bank, N.A.	Operating Supplies	Development	General Fund	5/18/2026	62.00
Arkance USA, LLC	Computer Software- Non Capital	Development	General Fund	5/4/2026	1,001.00
WEX Bank	Fuel- Vehicles	Development	General Fund	5/4/2026	660.83
Camic Johnson, LTD	Contractual/Consulting Services	Development	General Fund	5/18/2026	400.00
Federal Express Corporation dba FedEx	Postage	Other- Countywide Expenses	General Fund	5/18/2026	17.41
Federal Express Corporation dba FedEx	Postage	Other- Countywide Expenses	General Fund	5/18/2026	125.49
Federal Express Corporation dba FedEx	Postage	Other- Countywide Expenses	General Fund	5/18/2026	15.05
Federal Express Corporation dba FedEx	Postage	Other- Countywide Expenses	General Fund	5/18/2026	70.94
Federal Express Corporation dba FedEx	Postage	Other- Countywide Expenses	General Fund	5/18/2026	21.34
Federal Express Corporation dba FedEx	Postage	Other- Countywide Expenses	General Fund	5/18/2026	504.10
Pitney Bowes, Inc.	Postage	Other- Countywide Expenses	General Fund	5/18/2026	285.12
Devnet Incorporated	Software Licensing Cost	Other- Countywide Expenses	General Fund	5/18/2026	42,166.87
JP Morgan Chase Bank, N.A.	Software Licensing Cost	Other- Countywide Expenses	General Fund	5/18/2026	3,265.00
JP Morgan Chase Bank, N.A.	Software Licensing Cost	Other- Countywide Expenses	General Fund	5/18/2026	128.00
AT&T dba AT&T Enterprises, LLC	Telephone	Other- Countywide Expenses	General Fund	5/4/2026	148.94
AT&T dba AT&T Enterprises, LLC	Telephone	Other- Countywide Expenses	General Fund	5/4/2026	1,297.12
AT&T dba AT&T Enterprises, LLC	Telephone	Other- Countywide Expenses	General Fund	5/4/2026	3,263.58
AT&T dba AT&T Enterprises, LLC	Telephone	Other- Countywide Expenses	General Fund	5/4/2026	4,946.98
AT&T dba AT&T Enterprises, LLC	Telephone	Other- Countywide Expenses	General Fund	5/4/2026	409.53
AT&T dba AT&T Enterprises, LLC	Telephone	Other- Countywide Expenses	General Fund	5/4/2026	334.39
JP Morgan Chase Bank, N.A.	Telephone	Other- Countywide Expenses	General Fund	5/18/2026	319.10

VENDOR	NATURE OF CLAIM	OFFICE / DEPARTMENT	FUND	DATE PAID	AMOUNT PAID
PTS Communications, Inc.	Telephone	Other- Countywide Expenses	General Fund	5/18/2026	100.00
AT&T Mobility dba AT&T National Accounts, LLC	Cellular Phone	Other- Countywide Expenses	General Fund	5/18/2026	62.50
AT&T Mobility dba AT&T National Accounts, LLC	Cellular Phone	Other- Countywide Expenses	General Fund	5/18/2026	28.12
Spok, Inc.	Cellular Phone	Other- Countywide Expenses	General Fund	5/18/2026	55.04
T-Mobile USA, Inc.	Cellular Phone	Other- Countywide Expenses	General Fund	5/18/2026	79.00
T-Mobile USA, Inc.	Cellular Phone	Other- Countywide Expenses	General Fund	5/18/2026	81.50
Jon Kloese	Internet	Other- Countywide Expenses	General Fund	5/4/2026	190.00
Corey Malis	Internet	Other- Countywide Expenses	General Fund	5/4/2026	109.00
John Zakosek	Internet	Other- Countywide Expenses	General Fund	5/4/2026	95.00
Lindsey Brusky	Internet	Other- Countywide Expenses	General Fund	5/4/2026	140.00
Thomas Cunningham	Internet	Other- Countywide Expenses	General Fund	5/4/2026	69.95
Stephen Dolewski	Internet	Other- Countywide Expenses	General Fund	5/4/2026	105.00
Gary Erickson	Internet	Other- Countywide Expenses	General Fund	5/4/2026	99.99
Benjamin J. Fox	Internet	Other- Countywide Expenses	General Fund	5/4/2026	73.95
Eric C. Gwillim	Internet	Other- Countywide Expenses	General Fund	5/18/2026	190.00
Christopher R. Hemesath	Internet	Other- Countywide Expenses	General Fund	5/18/2026	179.90
JP Morgan Chase Bank, N.A.	Internet	Other- Countywide Expenses	General Fund	5/18/2026	2,895.54
JP Morgan Chase Bank, N.A.	Internet	Other- Countywide Expenses	General Fund	5/18/2026	104.99
JP Morgan Chase Bank, N.A.	Internet	Other- Countywide Expenses	General Fund	5/18/2026	146.08
Gary Erickson	Internet	Other- Countywide Expenses	General Fund	5/18/2026	99.99
Darin P. Earl	Internet	Other- Countywide Expenses	General Fund	5/18/2026	129.99
Thomas Cunningham	Internet	Other- Countywide Expenses	General Fund	5/18/2026	69.95
John Zakosek	Internet	Other- Countywide Expenses	General Fund	5/18/2026	95.00
Scott Novack	Internet	Other- Countywide Expenses	General Fund	5/18/2026	198.80
Brooke Roff	Internet	Other- Countywide Expenses	General Fund	5/18/2026	95.00
Robert M. Shive	Internet	Other- Countywide Expenses	General Fund	5/18/2026	180.00
Adam Tedder	Internet	Other- Countywide Expenses	General Fund	5/18/2026	220.00
AT&T dba AT&T Enterprises, LLC	Internet	Other- Countywide Expenses	General Fund	5/18/2026	190.03
JP Morgan Chase Bank, N.A.	Miscellaneous Supplies	Other- Countywide Expenses	General Fund	5/18/2026	58.31
Batavia Enterprises Real Estate, LLC	Building Lease	Other- Countywide Expenses	General Fund	5/18/2026	14,802.42
CCMSI	Project Administration Services	Human Resource Management	Insurance Liability	5/4/2026	19,145.00
Grant S. Wegner	Contractual/Consulting Services	Human Resource Management	Insurance Liability	5/18/2026	350.00
CCMSI	Liability Insurance	Human Resource Management	Insurance Liability	5/4/2026	0.00
SCR Towing & Recovery, LLC	Liability Insurance	Human Resource Management	Insurance Liability	5/4/2026	250.00
State Street Collision, Inc.	Liability Insurance	Human Resource Management	Insurance Liability	5/4/2026	3,186.40
H&H Electric Co.	Liability Insurance	Human Resource Management	Insurance Liability	5/18/2026	2,257.54
H&H Electric Co.	Liability Insurance	Human Resource Management	Insurance Liability	5/18/2026	5,014.65
H&H Electric Co.	Liability Insurance	Human Resource Management	Insurance Liability	5/18/2026	3,395.17
JP Morgan Chase Bank, N.A.	Liability Insurance	Human Resource Management	Insurance Liability	5/18/2026	390.00
Physicians Immediate Care Chicago PLLC dba Wellnow	Liability Insurance	Human Resource Management	Insurance Liability	5/18/2026	260.00
Matthew J. Goncher	Worker's Compensation Claims	Human Resource Management	Insurance Liability	5/18/2026	1,126.78
Illinois Department of Employment Security	Unemployment Claims	Human Resource Management	Insurance Liability	5/18/2026	73,642.00
Kinnally Flaherty Krentz Loran Hodge & Masur PC	Legal Services	State's Attorney	Insurance Liability	5/4/2026	1,520.00
Swanson, Martin & Bell, LLP	Legal Services	State's Attorney	Insurance Liability	5/4/2026	297.00
The Sotos Law Firm, P.C	Legal Services	State's Attorney	Insurance Liability	5/4/2026	765.00
Kenneth C. Shepro	Legal Services	State's Attorney	Insurance Liability	5/18/2026	3,500.00
Edgar K. Collison Law Offices, Ltd.	Legal Services	State's Attorney	Insurance Liability	5/18/2026	4,000.00
Franco & Moroney LLC dba Franco Moroney Buenik LLC	Legal Services	State's Attorney	Insurance Liability	5/18/2026	4,265.90
Hervas, Condon & Bersani, PC	Legal Services	State's Attorney	Insurance Liability	5/18/2026	1,125.00
Hervas, Condon & Bersani, PC	Legal Services	State's Attorney	Insurance Liability	5/18/2026	978.64
Hervas, Condon & Bersani, PC	Legal Services	State's Attorney	Insurance Liability	5/18/2026	292.50
[redacted]		State's Attorney	Insurance Liability	5/18/2026	37.50
Chronicle Media, LLC	Legal Trial Notices	State's Attorney	Insurance Liability	5/4/2026	210.00
Chronicle Media, LLC	Legal Trial Notices	State's Attorney	Insurance Liability	5/4/2026	90.00

VENDOR	NATURE OF CLAIM	OFFICE / DEPARTMENT	FUND	DATE PAID	AMOUNT PAID
Chronicle Media, LLC	Legal Trial Notices	State's Attorney	Insurance Liability	5/18/2026	30.00
Planet Depos, LLC	Court Reporter Costs	State's Attorney	Insurance Liability	5/4/2026	495.00
Planet Depos, LLC	Court Reporter Costs	State's Attorney	Insurance Liability	5/4/2026	500.00
Planet Depos, LLC	Court Reporter Costs	State's Attorney	Insurance Liability	5/4/2026	350.00
Planet Depos, LLC	Court Reporter Costs	State's Attorney	Insurance Liability	5/18/2026	350.00
Planet Depos, LLC	Court Reporter Costs	State's Attorney	Insurance Liability	5/18/2026	(495.00)
Planet Depos, LLC	Court Reporter Costs	State's Attorney	Insurance Liability	5/18/2026	600.00
Impact Networking, LLC	Repairs and Maint- Copiers	State's Attorney	Insurance Liability	5/4/2026	318.00
Toshiba America Business Solutions, Inc	Repairs and Maint- Copiers	State's Attorney	Insurance Liability	5/4/2026	100.19
Impact Networking, LLC	Repairs and Maint- Copiers	State's Attorney	Insurance Liability	5/18/2026	318.00
JP Morgan Chase Bank, N.A.	Conferences and Meetings	State's Attorney	Insurance Liability	5/18/2026	222.30
Warehouse Direct, Inc.	Office Supplies	State's Attorney	Insurance Liability	5/4/2026	12.83
JP Morgan Chase Bank, N.A.	Computer Software- Non Capital	State's Attorney	Insurance Liability	5/18/2026	125.10
DS Services of America, Inc. dba Primo Water NA	Operating Supplies	Information Technologies	Geographic Information Systems	5/4/2026	2.99
JP Morgan Chase Bank, N.A.	Computer Related Supplies	Information Technologies	Geographic Information Systems	5/18/2026	16.98
JP Morgan Chase Bank, N.A.	Computer Hardware- Non Capital	Information Technologies	Geographic Information Systems	5/18/2026	289.90
Nearmap US, Inc.	Computer Software License Cost	Information Technologies	Geographic Information Systems	5/18/2026	26,732.00
Illinois Municipal Retirement Fund (IMRF)	IMRF Contribution	Other- Countywide Expenses	Illinois Municipal Retirement	5/26/2026	7,031.84
Marklund Charities	External Grants	County Board	Grand Victoria Casino Elgin	5/4/2026	5,000.00
Rising Lights Project	External Grants	County Board	Grand Victoria Casino Elgin	5/4/2026	1,802.50
The Wong Center for Education	External Grants	County Board	Grand Victoria Casino Elgin	5/4/2026	11,696.63
PADS of Elgin, Inc.	External Grants	County Board	Grand Victoria Casino Elgin	5/18/2026	4,097.00
Preservation Partners of the Fox Valley	External Grants	County Board	Grand Victoria Casino Elgin	5/18/2026	49,146.00
Family Service Association of Greater Elgin Area	External Grants	County Board	Grand Victoria Casino Elgin	5/18/2026	27,492.60
Defin.Net Solutions, Inc.	Contractual/Consulting Services	Other- Countywide Expenses	Public Safety Sales Tax	5/4/2026	11,500.00
Metronet Subsidiary Holdings, LLC	Contractual/Consulting Services	Other- Countywide Expenses	Public Safety Sales Tax	5/4/2026	700.00
Metronet Subsidiary Holdings, LLC	Contractual/Consulting Services	Other- Countywide Expenses	Public Safety Sales Tax	5/4/2026	700.00
Metronet Subsidiary Holdings, LLC	Contractual/Consulting Services	Other- Countywide Expenses	Public Safety Sales Tax	5/4/2026	700.00
Metronet Subsidiary Holdings, LLC	Contractual/Consulting Services	Other- Countywide Expenses	Public Safety Sales Tax	5/18/2026	700.00
USIC Locating Services LLC	Communications Equipment	Other- Countywide Expenses	Public Safety Sales Tax	5/18/2026	1,435.38
Defin.Net Solutions, Inc.	Contractual/Consulting Services	Other- Countywide Expenses	Judicial Technology Sales Tax	5/4/2026	10,500.00
JP Morgan Chase Bank, N.A.	Contractual/Consulting Services	Other- Countywide Expenses	Judicial Technology Sales Tax	5/18/2026	208.33
Tyler Technologies, Inc. (New World)	Software Licensing Cost	Other- Countywide Expenses	Judicial Technology Sales Tax	5/18/2026	129,248.43
Corinna J. Cole	Conferences and Meetings	Other- Countywide Expenses	Judicial Technology Sales Tax	5/4/2026	534.96
Carson Doll	Conferences and Meetings	Other- Countywide Expenses	Judicial Technology Sales Tax	5/4/2026	534.96
Benjamin J. Fox	Conferences and Meetings	Other- Countywide Expenses	Judicial Technology Sales Tax	5/4/2026	1,432.55
Jill Koszola	Conferences and Meetings	Other- Countywide Expenses	Judicial Technology Sales Tax	5/4/2026	925.89
Charles A. Lasky	Conferences and Meetings	Other- Countywide Expenses	Judicial Technology Sales Tax	5/4/2026	298.00
David Magiera	Conferences and Meetings	Other- Countywide Expenses	Judicial Technology Sales Tax	5/4/2026	534.96
Davis Neuenkirchen	Conferences and Meetings	Other- Countywide Expenses	Judicial Technology Sales Tax	5/4/2026	1,127.92
JP Morgan Chase Bank, N.A.	Conferences and Meetings	Other- Countywide Expenses	Judicial Technology Sales Tax	5/18/2026	314.40
JP Morgan Chase Bank, N.A.	Conferences and Meetings	Other- Countywide Expenses	Judicial Technology Sales Tax	5/18/2026	2,667.05
Edgar J. Acevedo	Conferences and Meetings	Other- Countywide Expenses	Judicial Technology Sales Tax	5/18/2026	1,288.37
Lindsey Brusky	Conferences and Meetings	Other- Countywide Expenses	Judicial Technology Sales Tax	5/18/2026	1,166.73
Chicago Parts and Sound, LLC	Automotive Equipment	Sheriff	Sheriff's Vehicle & Equipment	5/18/2026	16,089.75
Chicago Parts and Sound, LLC	Automotive Equipment	Sheriff	Sheriff's Vehicle & Equipment	5/18/2026	26,347.50
Currie Motors Frankfort, Inc.	Automotive Equipment	Sheriff	Sheriff's Vehicle & Equipment	5/18/2026	111,444.00
Strypes Plus More, Inc.	Automotive Equipment	Sheriff	Sheriff's Vehicle & Equipment	5/18/2026	1,000.00
Imaging Essentials, Inc. dba Clifford Wald & Co.	Repairs and Maint- Copiers	Recorder	Recorder's Automation	5/4/2026	2,371.00
HOV Services, Inc. dba XBP Global	Operating Supplies	Recorder	Recorder's Automation	5/4/2026	388.42
Land-Code, LLC	Computer Related Supplies	Recorder	Recorder's Automation	5/4/2026	454.85
Kane County Bar Foundation, Inc.	Contractual/Consulting Services	Judiciary and Courts	Children's Waiting Room	5/4/2026	11,470.72
Kane County Bar Foundation, Inc.	Contractual/Consulting Services	Judiciary and Courts	Children's Waiting Room	5/4/2026	12,053.24
Monica Lawrence	Conferences and Meetings	Circuit Clerk	Court Automation	5/4/2026	209.00

VENDOR	NATURE OF CLAIM	OFFICE / DEPARTMENT	FUND	DATE PAID	AMOUNT PAID
Sarah E. Schilke	Conferences and Meetings	Circuit Clerk	Court Automation	5/4/2026	209.00
Monica Lawrence	Conferences and Meetings	Circuit Clerk	Court Automation	5/18/2026	189.00
Deb Chan	Conferences and Meetings	Circuit Clerk	Court Automation	5/18/2026	377.76
JP Morgan Chase Bank, N.A.	Conferences and Meetings	Circuit Clerk	Court Automation	5/18/2026	1,722.52
Deb Chan	Employee Training	Circuit Clerk	Court Automation	5/18/2026	165.00
Deb Chan	Employee Mileage Expense	Circuit Clerk	Court Automation	5/18/2026	295.80
Deb Chan	Employee Mileage Expense	Circuit Clerk	Court Automation	5/18/2026	193.59
Monica Lawrence	Employee Mileage Expense	Circuit Clerk	Court Automation	5/18/2026	295.08
Groot Recycling dba Accurate Document Destruction	Destruction of Records Services	Circuit Clerk	Court Document Storage	5/4/2026	815.99
Groot Recycling dba Accurate Document Destruction	Destruction of Records Services	Circuit Clerk	Court Document Storage	5/18/2026	861.57
Canon USA, Inc.	Repairs and Maint- Copiers	Circuit Clerk	Court Document Storage	5/4/2026	69.87
Canon USA, Inc.	Repairs and Maint- Copiers	Circuit Clerk	Court Document Storage	5/4/2026	68.03
Canon USA, Inc.	Repairs and Maint- Copiers	Circuit Clerk	Court Document Storage	5/4/2026	13.93
Canon USA, Inc.	Repairs and Maint- Copiers	Circuit Clerk	Court Document Storage	5/4/2026	43.17
Canon USA, Inc.	Repairs and Maint- Copiers	Circuit Clerk	Court Document Storage	5/18/2026	28.24
Canon USA, Inc.	Repairs and Maint- Copiers	Circuit Clerk	Court Document Storage	5/18/2026	8.64
Canon USA, Inc.	Repairs and Maint- Copiers	Circuit Clerk	Court Document Storage	5/18/2026	129.95
Canon USA, Inc.	Repairs and Maint- Copiers	Circuit Clerk	Court Document Storage	5/18/2026	31.15
Canon USA, Inc.	Repairs and Maint- Copiers	Circuit Clerk	Court Document Storage	5/18/2026	53.14
Cummins-Allison Corporation	Repairs and Maint- Equipment	Circuit Clerk	Circuit Clerk Admin Services	5/18/2026	1,244.84
Lori A. Johnson	Conferences and Meetings	Circuit Clerk	Circuit Clerk Admin Services	5/4/2026	309.00
JP Morgan Chase Bank, N.A.	Conferences and Meetings	Circuit Clerk	Circuit Clerk Admin Services	5/18/2026	592.96
Lori A. Johnson	Employee Mileage Expense	Circuit Clerk	Circuit Clerk Admin Services	5/4/2026	72.48
Baker Tilly Advisory Group Parent, LP	Contractual/Consulting Services	Circuit Clerk	Circuit Ct Clerk Op and Admin	5/4/2026	3,000.00
Theresa (Terri) Wells	Court Reporter Costs	State's Attorney	Drug Prosecution	5/4/2026	44.00
Jennifer L. Joyce	Court Reporter Costs	State's Attorney	Drug Prosecution	5/4/2026	20.00
Tabitha Joann Watson	Court Reporter Costs	State's Attorney	Drug Prosecution	5/4/2026	88.00
Donna L. Watwood	Court Reporter Costs	State's Attorney	Drug Prosecution	5/18/2026	188.00
Theresa (Terri) Wells	Court Reporter Costs	State's Attorney	Drug Prosecution	5/18/2026	32.00
Melissa K. Anderko	Court Reporter Costs	State's Attorney	Drug Prosecution	5/18/2026	118.00
JP Morgan Chase Bank, N.A.	Conferences and Meetings	State's Attorney	Drug Prosecution	5/18/2026	1,712.48
Jake Matekaitis	Conferences and Meetings	State's Attorney	Drug Prosecution	5/18/2026	209.00
Hillary R. Sadler	Conferences and Meetings	State's Attorney	Drug Prosecution	5/18/2026	209.00
Hannah K. Stout	Conferences and Meetings	State's Attorney	Drug Prosecution	5/18/2026	209.00
Jennifer L. Joyce	Court Reporter Costs	State's Attorney	Child Advocacy Center	5/4/2026	28.00
Tabitha Joann Watson	Court Reporter Costs	State's Attorney	Child Advocacy Center	5/4/2026	156.00
Donna L. Watwood	Court Reporter Costs	State's Attorney	Child Advocacy Center	5/18/2026	68.00
Impact Networking, LLC	Repairs and Maint- Copiers	State's Attorney	Child Advocacy Center	5/4/2026	636.00
Impact Networking, LLC	Repairs and Maint- Copiers	State's Attorney	Child Advocacy Center	5/18/2026	636.00
Toshiba America Business Solutions, Inc	Repairs and Maint- Copiers	State's Attorney	Child Advocacy Center	5/18/2026	30.54
Toshiba America Business Solutions, Inc	Repairs and Maint- Copiers	State's Attorney	Child Advocacy Center	5/18/2026	24.20
Thomson Reuters GRC, Inc. (West Government)	Books and Subscriptions	State's Attorney	Child Advocacy Center	5/18/2026	212.95
JP Morgan Chase Bank, N.A.	Computer Software- Non Capital	State's Attorney	Child Advocacy Center	5/18/2026	16.99
WEX Bank	Fuel- Vehicles	State's Attorney	Child Advocacy Center	5/18/2026	263.46
Thomson Reuters GRC, Inc. (West Government)	Books and Subscriptions	State's Attorney	Money Laundering - State's Atty	5/18/2026	2,899.05
Thomson Reuters GRC, Inc. (West Government)	Books and Subscriptions	State's Attorney	Money Laundering - State's Atty	5/18/2026	5,460.68
Verizon Wireless	Operating Supplies	Public Defender	Public Defender Special Fund	5/4/2026	1,099.44
JP Morgan Chase Bank, N.A.	Operating Supplies	Emergency Management Services	EMA Volunteer Fund	5/18/2026	79.40
JP Morgan Chase Bank, N.A.	Operating Supplies	Emergency Management Services	EMA Volunteer Fund	5/18/2026	367.00
JP Morgan Chase Bank, N.A.	Operating Supplies	Emergency Management Services	EMA Volunteer Fund	5/18/2026	2,344.25
Gordon Flesch Company, Inc.	Repairs and Maint- Copiers	Law Library	Law Library	5/18/2026	113.04
Halle Eichert	Conferences and Meetings	Law Library	Law Library	5/4/2026	445.24
Izabella M. Cyran	Employee Mileage Expense	Law Library	Law Library	5/18/2026	14.07
Halle Eichert	Employee Mileage Expense	Law Library	Law Library	5/18/2026	23.78

VENDOR	NATURE OF CLAIM	OFFICE / DEPARTMENT	FUND	DATE PAID	AMOUNT PAID
RELX Inc. dba LexisNexis	Miscellaneous Contractual Exp	Law Library	Law Library	5/18/2026	1,330.00
RELX Inc. dba LexisNexis	Miscellaneous Contractual Exp	Law Library	Law Library	5/18/2026	899.00
JP Morgan Chase Bank, N.A.	Office Supplies	Law Library	Law Library	5/18/2026	41.67
Document Imaging Services LLC	Computer Related Supplies	Law Library	Law Library	5/18/2026	124.00
JP Morgan Chase Bank, N.A.	Computer Related Supplies	Law Library	Law Library	5/18/2026	109.95
JP Morgan Chase Bank, N.A.	Postage	Law Library	Law Library	5/18/2026	15.76
Illinois Institute for Continuing Legal Ed (IICLE)	Books and Subscriptions	Law Library	Law Library	5/18/2026	97.50
Illinois Institute for Continuing Legal Ed (IICLE)	Books and Subscriptions	Law Library	Law Library	5/18/2026	138.75
Illinois Institute for Continuing Legal Ed (IICLE)	Books and Subscriptions	Law Library	Law Library	5/18/2026	90.00
Illinois Institute for Continuing Legal Ed (IICLE)	Books and Subscriptions	Law Library	Law Library	5/18/2026	112.50
Illinois State Bar Association	Books and Subscriptions	Law Library	Law Library	5/18/2026	55.22
JP Morgan Chase Bank, N.A.	Books and Subscriptions	Law Library	Law Library	5/18/2026	390.78
Matthew Bender & Co. dba LexisNexis Matthew Bender	Books and Subscriptions	Law Library	Law Library	5/18/2026	229.10
Thomson Reuters GRC, Inc. (West Government)	Books and Subscriptions	Law Library	Law Library	5/18/2026	6,216.00
Thomson Reuters GRC, Inc. (West Government)	Books and Subscriptions	Law Library	Law Library	5/18/2026	10,169.16
Thomson Reuters GRC, Inc. (West Government)	Books and Subscriptions	Law Library	Law Library	5/18/2026	14,525.16
DS Services of America, Inc. dba Primo Water NA	Food	Law Library	Law Library	5/18/2026	17.96
JP Morgan Chase Bank, N.A.	Food	Law Library	Law Library	5/18/2026	130.98
Kane County Sheriff - Petty Cash	Operating Supplies	Sheriff	Cannabis Regulation - Local	5/4/2026	5,150.00
Kane County Sheriff - Petty Cash	Operating Supplies	Sheriff	Cannabis Regulation - Local	5/4/2026	6,000.00
JP Morgan Chase Bank, N.A.	Operating Supplies	Sheriff	Cannabis Regulation - Local	5/18/2026	1,009.63
Versaterm Public Safety US, Inc.	Operating Supplies	Sheriff	Sheriff DEF Federal - Treasury	5/18/2026	29,419.65
getResQ911	Salaries and Wages	Kane Comm	Kane Comm	5/4/2026	6,672.50
getResQ911	Salaries and Wages	Kane Comm	Kane Comm	5/18/2026	4,400.00
Target Solutions Learning LLC dba Vector Solutions	Contractual/Consulting Services	Kane Comm	Kane Comm	5/4/2026	2,626.67
JP Morgan Chase Bank, N.A.	Contractual/Consulting Services	Kane Comm	Kane Comm	5/18/2026	17.91
JP Morgan Chase Bank, N.A.	Repairs and Maint- Comm Equip	Kane Comm	Kane Comm	5/18/2026	157.98
Midwest Public Safety Communications, Inc.	Repairs and Maint- Comm Equip	Kane Comm	Kane Comm	5/18/2026	5,831.82
Tyler Technologies, Inc. (New World)	Repairs and Maint- Comm Equip	Kane Comm	Kane Comm	5/18/2026	2,480.00
Walker and Associates, Inc.	Repairs and Maint- Equipment	Kane Comm	Kane Comm	5/18/2026	129.57
Paddock Publications (Daily Herald)	General Advertising	Kane Comm	Kane Comm	5/4/2026	52.90
Michelle Guthrie	Conferences and Meetings	Kane Comm	Kane Comm	5/4/2026	25.00
JP Morgan Chase Bank, N.A.	Employee Training	Kane Comm	Kane Comm	5/18/2026	543.73
JP Morgan Chase Bank, N.A.	Pre-Employment Physicals	Kane Comm	Kane Comm	5/18/2026	49.00
Physicians Immediate Care Chicago PLLC dba Wellnow	Pre-Employment Physicals	Kane Comm	Kane Comm	5/18/2026	306.00
Warehouse Direct, Inc.	Office Supplies	Kane Comm	Kane Comm	5/4/2026	113.30
Warehouse Direct, Inc.	Office Supplies	Kane Comm	Kane Comm	5/18/2026	45.55
Michelle Guthrie	Operating Supplies	Kane Comm	Kane Comm	5/4/2026	86.37
JP Morgan Chase Bank, N.A.	Operating Supplies	Kane Comm	Kane Comm	5/18/2026	176.51
Dell Marketing LP	Computer Related Supplies	Kane Comm	Kane Comm	5/18/2026	993.43
JP Morgan Chase Bank, N.A.	Employee Recognition Supplies	Kane Comm	Kane Comm	5/18/2026	579.22
[redacted]		Court Services	Probation Services	5/4/2026	372.40
[redacted]		Court Services	Probation Services	5/4/2026	196.00
Language Line Services	Contractual/Consulting Services	Court Services	Probation Services	5/4/2026	2,141.22
About Behavioral Change, NFP	Psychological/Psychiatric Srvs	Court Services	Probation Services	5/4/2026	390.00
About Behavioral Change, NFP	Psychological/Psychiatric Srvs	Court Services	Probation Services	5/4/2026	650.00
Associates in Behavioral Health Care ABC - DUI	Psychological/Psychiatric Srvs	Court Services	Probation Services	5/4/2026	240.00
Braden Counseling Center, P.C.	Psychological/Psychiatric Srvs	Court Services	Probation Services	5/4/2026	85.00
Braden Counseling Center, P.C.	Psychological/Psychiatric Srvs	Court Services	Probation Services	5/4/2026	85.00
Care Clinics, Inc.	Psychological/Psychiatric Srvs	Court Services	Probation Services	5/4/2026	125.00
Community Crisis Center, Inc.	Psychological/Psychiatric Srvs	Court Services	Probation Services	5/4/2026	115.00
Community Crisis Center, Inc.	Psychological/Psychiatric Srvs	Court Services	Probation Services	5/4/2026	175.00
Community Crisis Center, Inc.	Psychological/Psychiatric Srvs	Court Services	Probation Services	5/4/2026	280.00
Community Crisis Center, Inc.	Psychological/Psychiatric Srvs	Court Services	Probation Services	5/4/2026	140.00

VENDOR	NATURE OF CLAIM	OFFICE / DEPARTMENT	FUND	DATE PAID	AMOUNT PAID
Community Crisis Center, Inc.	Psychological/Psychiatric Srvs	Court Services	Probation Services	5/4/2026	105.00
Community Crisis Center, Inc.	Psychological/Psychiatric Srvs	Court Services	Probation Services	5/4/2026	175.00
Ecker Center for Mental Health	Psychological/Psychiatric Srvs	Court Services	Probation Services	5/4/2026	485.00
Ecker Center for Mental Health	Psychological/Psychiatric Srvs	Court Services	Probation Services	5/4/2026	185.00
Ecker Center for Mental Health	Psychological/Psychiatric Srvs	Court Services	Probation Services	5/4/2026	1,872.50
Family Counseling Services of Aurora	Psychological/Psychiatric Srvs	Court Services	Probation Services	5/4/2026	120.00
Family Counseling Services of Aurora	Psychological/Psychiatric Srvs	Court Services	Probation Services	5/4/2026	60.00
Family Counseling Services of Aurora	Psychological/Psychiatric Srvs	Court Services	Probation Services	5/4/2026	180.00
Family Counseling Services of Aurora	Psychological/Psychiatric Srvs	Court Services	Probation Services	5/4/2026	120.00
Family Counseling Services of Aurora	Psychological/Psychiatric Srvs	Court Services	Probation Services	5/4/2026	180.00
Family Counseling Services of Aurora	Psychological/Psychiatric Srvs	Court Services	Probation Services	5/4/2026	120.00
Language Line Services	Psychological/Psychiatric Srvs	Court Services	Probation Services	5/18/2026	2,339.33
Mutual Ground, Inc.	Psychological/Psychiatric Srvs	Court Services	Probation Services	5/18/2026	90.00
Mutual Ground, Inc.	Psychological/Psychiatric Srvs	Court Services	Probation Services	5/18/2026	106.48
Mutual Ground, Inc.	Psychological/Psychiatric Srvs	Court Services	Probation Services	5/18/2026	111.88
The IDS Group Aurora	Psychological/Psychiatric Srvs	Court Services	Probation Services	5/18/2026	1,700.00
Tools for Life, LTD	Psychological/Psychiatric Srvs	Court Services	Probation Services	5/18/2026	480.00
Tools for Life, LTD	Psychological/Psychiatric Srvs	Court Services	Probation Services	5/18/2026	360.00
Ecker Center for Mental Health	Psychological/Psychiatric Srvs	Court Services	Probation Services	5/18/2026	100.00
Ecker Center for Mental Health	Psychological/Psychiatric Srvs	Court Services	Probation Services	5/18/2026	4,166.00
Care Clinics, Inc.	Psychological/Psychiatric Srvs	Court Services	Probation Services	5/18/2026	125.00
Associates in Behavioral Health Care ABC - DUI	Psychological/Psychiatric Srvs	Court Services	Probation Services	5/18/2026	350.00
Zoom Video Communications Inc	Software Licensing Cost	Court Services	Probation Services	5/4/2026	1,809.29
Tyler Technologies, Inc. (New World)	Software Licensing Cost	Court Services	Probation Services	5/18/2026	3,862.00
Tyler Technologies, Inc. (New World)	Software Licensing Cost	Court Services	Probation Services	5/18/2026	19,310.00
Redwood Toxicology Laboratory, Inc.	Lab Services	Court Services	Substance Abuse Screening	5/18/2026	2,137.96
Redwood Toxicology Laboratory, Inc.	Lab Services	Court Services	Substance Abuse Screening	5/18/2026	1,540.15
Redwood Toxicology Laboratory, Inc.	Lab Services	Court Services	Substance Abuse Screening	5/18/2026	1,336.84
Redwood Toxicology Laboratory, Inc.	Lab Services	Court Services	Substance Abuse Screening	5/18/2026	579.39
Redwood Toxicology Laboratory, Inc.	Lab Services	Court Services	Substance Abuse Screening	5/18/2026	1,033.11
Redwood Toxicology Laboratory, Inc.	Lab Services	Court Services	Substance Abuse Screening	5/18/2026	392.86
Redwood Toxicology Laboratory, Inc.	Medical Supplies and Drugs	Court Services	Substance Abuse Screening	5/4/2026	120.00
Gateway Foundation	Contractual/Consulting Services	Court Services	Drug Court Special Resources	5/4/2026	1,670.00
Ecker Center for Mental Health	Contractual/Consulting Services	Court Services	Drug Court Special Resources	5/18/2026	1,250.00
Ecker Center for Mental Health	Psychological/Psychiatric Srvs	Court Services	Drug Court Special Resources	5/4/2026	699.50
PharmChem, Inc.	Lab Services	Court Services	Drug Court Special Resources	5/4/2026	18.00
Redwood Toxicology Laboratory, Inc.	Lab Services	Court Services	Drug Court Special Resources	5/18/2026	2,898.44
Ramon Loeza	Conferences and Meetings	Court Services	Drug Court Special Resources	5/18/2026	196.29
Quincy P. Owens	Employee Training	Court Services	Drug Court Special Resources	5/4/2026	410.75
Myisha J. Little	Employee Training	Court Services	Drug Court Special Resources	5/18/2026	273.01
Myisha J. Little	Employee Mileage Expense	Court Services	Drug Court Special Resources	5/18/2026	33.57
Redwood Toxicology Laboratory, Inc.	Medical Supplies and Drugs	Court Services	Drug Court Special Resources	5/4/2026	281.00
JP Morgan Chase Bank, N.A.	Drug Court Graduation Supplies	Court Services	Drug Court Special Resources	5/18/2026	275.00
JP Morgan Chase Bank, N.A.	Sanction Incentives	Court Services	Drug Court Special Resources	5/18/2026	131.82
JP Morgan Chase Bank, N.A.	Peer Group Activities Supplies	Court Services	Drug Court Special Resources	5/18/2026	43.43
WEX Bank	Fuel- Vehicles	Court Services	Drug Court Special Resources	5/18/2026	115.86
[redacted]		Court Services	Probation Victim Services	5/4/2026	7.60
[redacted]		Court Services	Probation Victim Services	5/4/2026	4.00
Ecker Center for Mental Health	Psychological/Psychiatric Srvs	Court Services	DUI Court	5/4/2026	227.50
Lighthouse Recovery, Inc.	Psychological/Psychiatric Srvs	Court Services	DUI Court	5/4/2026	1,850.00
Lighthouse Recovery, Inc.	Psychological/Psychiatric Srvs	Court Services	DUI Court	5/4/2026	3,000.00
Lighthouse Recovery, Inc.	Lab Services	Court Services	DUI Court	5/4/2026	40.00
PharmChem, Inc.	Lab Services	Court Services	DUI Court	5/18/2026	95.85
Redwood Toxicology Laboratory, Inc.	Lab Services	Court Services	DUI Court	5/18/2026	4,590.60

VENDOR	NATURE OF CLAIM	OFFICE / DEPARTMENT	FUND	DATE PAID	AMOUNT PAID
JP Morgan Chase Bank, N.A.	Conferences and Meetings	Court Services	DUI Court	5/18/2026	820.83
JP Morgan Chase Bank, N.A.	Conferences and Meetings	Court Services	DUI Court	5/18/2026	4,194.75
Traci M. Coers	Employee Training	Court Services	DUI Court	5/4/2026	262.08
Kimberly A. Reed	Employee Training	Court Services	DUI Court	5/18/2026	86.00
Kimberly A. Reed	Employee Mileage Expense	Court Services	DUI Court	5/18/2026	92.37
Gabriela Allison	Employee Training	Coroner	Coroner Administration	5/4/2026	1,748.47
Lisa M. Krieghbaum	Employee Training	Coroner	Coroner Administration	5/4/2026	334.31
Ariel Martinez	Employee Training	Coroner	Coroner Administration	5/4/2026	478.33
Sabrina Perez	Employee Training	Coroner	Coroner Administration	5/4/2026	459.55
Sabrina Perez	Employee Training	Coroner	Coroner Administration	5/4/2026	50.00
JP Morgan Chase Bank, N.A.	Employee Training	Coroner	Coroner Administration	5/18/2026	121.54
The Secret Handshake dba Brainwave Consulting, LLC	Operating Supplies	Coroner	Coroner Administration	5/4/2026	2,000.00
Carl Zeiss, Inc. dba Carl Zeiss Microscopy, LLC	Operating Supplies	Coroner	Coroner Administration	5/18/2026	5,839.17
JP Morgan Chase Bank, N.A.	Operating Supplies	Coroner	Coroner Administration	5/18/2026	100.00
Montgomery	Registration and Tag Fees	Animal Control	Animal Control	5/18/2026	25.00
Waste Management of Illinois - West	Contractual/Consulting Services	Animal Control	Animal Control	5/4/2026	120.35
Jeffrey R. Wieser	Contractual/Consulting Services	Animal Control	Animal Control	5/18/2026	400.00
Jane L. Davis	Contractual/Consulting Services	Animal Control	Animal Control	5/18/2026	400.00
Ratliff Landscaping, Inc.	Contractual/Consulting Services	Animal Control	Animal Control	5/18/2026	2,265.71
JP Morgan Chase Bank, N.A.	Veterinarian Services	Animal Control	Animal Control	5/18/2026	830.18
Trusted Journey Pet Memorial Services	Cremation Services	Animal Control	Animal Control	5/4/2026	86.00
DuPage Salt Company	Disposal and Water Softener Srvs	Animal Control	Animal Control	5/4/2026	29.10
Allied Door Inc.	Repairs and Maint- Buildings	Animal Control	Animal Control	5/18/2026	510.28
JP Morgan Chase Bank, N.A.	Repairs and Maint- Buildings	Animal Control	Animal Control	5/18/2026	82.72
JP Morgan Chase Bank, N.A.	Office Supplies	Animal Control	Animal Control	5/18/2026	51.63
JP Morgan Chase Bank, N.A.	Operating Supplies	Animal Control	Animal Control	5/18/2026	1,307.54
City of Geneva	Utilities- Water	Animal Control	Animal Control	5/4/2026	463.79
JP Morgan Chase Bank, N.A.	Animal Care Supplies	Animal Control	Animal Control	5/18/2026	90.30
JP Morgan Chase Bank, N.A.	Cleaning Supplies	Animal Control	Animal Control	5/18/2026	133.37
City of Geneva	Utilities- Electric	Animal Control	Animal Control	5/4/2026	699.92
WCP Financials, LLC	Utilities- Electric	Animal Control	Animal Control	5/18/2026	106.98
WEX Bank	Fuel- Vehicles	Animal Control	Animal Control	5/18/2026	1,010.32
Hampton Lenzini & Renwick, Inc.	Engineering Services	Transportation	County Highway	5/4/2026	6,830.00
NV5 Geospatial, Inc.	Contractual/Consulting Services	Transportation	County Highway	5/4/2026	153.83
OpenGov, Inc.	Contractual/Consulting Services	Transportation	County Highway	5/4/2026	67,385.34
NV5 Geospatial, Inc.	Contractual/Consulting Services	Transportation	County Highway	5/18/2026	2,653.57
Tyler Medical Services, S.C.	Medical/Dental/Hospital Services	Transportation	County Highway	5/4/2026	210.00
CPR and First Aid Everyday Heroes, LLC	Medical/Dental/Hospital Services	Transportation	County Highway	5/18/2026	356.08
General Medical Devices, Inc dba AED Professionals	Medical/Dental/Hospital Services	Transportation	County Highway	5/18/2026	150.00
Samsara, Inc.	Software Licensing Cost	Transportation	County Highway	5/4/2026	250.00
Samsara, Inc.	Software Licensing Cost	Transportation	County Highway	5/18/2026	1,153.76
Computerized Fleet Analysis, Inc. dba CFA Software	Software Licensing Cost	Transportation	County Highway	5/18/2026	1,795.00
Alarm Detection Systems, Inc.	Security Services	Transportation	County Highway	5/4/2026	8,007.00
Alarm Detection Systems, Inc.	Security Services	Transportation	County Highway	5/4/2026	644.78
Culligan Tri City Soft Water	Disposal and Water Softener Srvs	Transportation	County Highway	5/4/2026	264.48
Waste Management of Illinois - West	Disposal and Water Softener Srvs	Transportation	County Highway	5/4/2026	34.43
Waste Management of Illinois - West	Disposal and Water Softener Srvs	Transportation	County Highway	5/4/2026	485.74
Waste Management of Illinois - West	Disposal and Water Softener Srvs	Transportation	County Highway	5/18/2026	1,005.93
Waste Management of Illinois - West	Disposal and Water Softener Srvs	Transportation	County Highway	5/18/2026	505.03
Waste Management of Illinois - West	Disposal and Water Softener Srvs	Transportation	County Highway	5/18/2026	193.73
Waste Management of Illinois - West	Disposal and Water Softener Srvs	Transportation	County Highway	5/18/2026	496.08
Heritage-Crystal Clean, LLC	Disposal and Water Softener Srvs	Transportation	County Highway	5/18/2026	87.50
Eco Clean Maintenance, Inc.	Janitorial Services	Transportation	County Highway	5/18/2026	3,006.00
H-O-H Water Technology, Inc.	Repairs and Maint- Buildings	Transportation	County Highway	5/4/2026	819.00

VENDOR	NATURE OF CLAIM	OFFICE / DEPARTMENT	FUND	DATE PAID	AMOUNT PAID
H-O-H Water Technology, Inc.	Repairs and Maint- Buildings	Transportation	County Highway	5/4/2026	2,500.00
ThermFlo, Inc.	Repairs and Maint- Buildings	Transportation	County Highway	5/18/2026	435.00
Ratliff Landscaping, Inc.	Repairs and Maint- Grounds	Transportation	County Highway	5/18/2026	6,100.00
Ratliff Landscaping, Inc.	Repairs and Maint- Grounds	Transportation	County Highway	5/18/2026	1,430.00
Impact Networking, LLC	Repairs and Maint- Copiers	Transportation	County Highway	5/4/2026	40.00
Impact Networking, LLC	Repairs and Maint- Copiers	Transportation	County Highway	5/4/2026	40.00
Pomp's Tire Service, Inc.	Repairs and Maint- Equipment	Transportation	County Highway	5/4/2026	176.50
McCann Industries, Inc.	Repairs and Maint- Equipment	Transportation	County Highway	5/18/2026	644.00
Thomas B. Rickert	Conferences and Meetings	Transportation	County Highway	5/4/2026	79.81
Ashley Young	Conferences and Meetings	Transportation	County Highway	5/18/2026	424.12
JP Morgan Chase Bank, N.A.	Conferences and Meetings	Transportation	County Highway	5/18/2026	(477.75)
JP Morgan Chase Bank, N.A.	Conferences and Meetings	Transportation	County Highway	5/18/2026	742.96
JP Morgan Chase Bank, N.A.	Conferences and Meetings	Transportation	County Highway	5/18/2026	221.77
Jonathan Kauth	Conferences and Meetings	Transportation	County Highway	5/18/2026	94.00
OpenGov, Inc.	Employee Training	Transportation	County Highway	5/18/2026	999.00
Gretchen Hannah Klock	Employee Mileage Expense	Transportation	County Highway	5/4/2026	31.61
Thomas B. Rickert	Employee Mileage Expense	Transportation	County Highway	5/4/2026	257.16
Amazon Capital Services, Inc.	Office Supplies	Transportation	County Highway	5/4/2026	42.87
Amazon Capital Services, Inc.	Office Supplies	Transportation	County Highway	5/4/2026	105.19
Amazon Capital Services, Inc.	Office Supplies	Transportation	County Highway	5/4/2026	27.78
Amazon Capital Services, Inc.	Office Supplies	Transportation	County Highway	5/4/2026	188.56
Amazon Capital Services, Inc.	Office Supplies	Transportation	County Highway	5/4/2026	216.90
DS Services of America, Inc. dba Primo Water NA	Office Supplies	Transportation	County Highway	5/4/2026	177.64
JP Morgan Chase Bank, N.A.	Office Supplies	Transportation	County Highway	5/18/2026	191.98
The Tree House, Inc.	Office Supplies	Transportation	County Highway	5/18/2026	382.10
Zoro Tools, Inc. dba Zoro	Office Supplies	Transportation	County Highway	5/18/2026	19.79
Amazon Capital Services, Inc.	Office Supplies	Transportation	County Highway	5/18/2026	489.96
Airgas North Central, Inc.	Operating Supplies	Transportation	County Highway	5/4/2026	75.23
Genuine Parts Company dba NAPA Auto Parts	Operating Supplies	Transportation	County Highway	5/4/2026	255.00
JP Morgan Chase Bank, N.A.	Operating Supplies	Transportation	County Highway	5/18/2026	260.00
JP Morgan Chase Bank, N.A.	Operating Supplies	Transportation	County Highway	5/18/2026	201.36
JP Morgan Chase Bank, N.A.	Books and Subscriptions	Transportation	County Highway	5/18/2026	150.00
JP Morgan Chase Bank, N.A.	Computer Hardware- Non Capital	Transportation	County Highway	5/18/2026	329.99
Menards, Inc.	Buildings and Grounds Supplies	Transportation	County Highway	5/4/2026	216.68
Menards, Inc.	Buildings and Grounds Supplies	Transportation	County Highway	5/4/2026	119.34
Menards, Inc.	Buildings and Grounds Supplies	Transportation	County Highway	5/4/2026	102.01
Menards, Inc.	Buildings and Grounds Supplies	Transportation	County Highway	5/4/2026	117.22
Menards, Inc.	Buildings and Grounds Supplies	Transportation	County Highway	5/4/2026	78.64
Acuity Specialty Products, Inc Zep Sales & Service	Buildings and Grounds Supplies	Transportation	County Highway	5/4/2026	305.72
Amazon Capital Services, Inc.	Buildings and Grounds Supplies	Transportation	County Highway	5/4/2026	101.98
Amazon Capital Services, Inc.	Buildings and Grounds Supplies	Transportation	County Highway	5/4/2026	44.95
JP Morgan Chase Bank, N.A.	Buildings and Grounds Supplies	Transportation	County Highway	5/18/2026	277.72
Menards, Inc.	Buildings and Grounds Supplies	Transportation	County Highway	5/18/2026	200.30
Menards, Inc.	Buildings and Grounds Supplies	Transportation	County Highway	5/18/2026	28.08
Priority Products, Inc.	Sign Material	Transportation	County Highway	5/4/2026	193.88
Traffic Control & Protection, LLC dba High Star	Sign Material	Transportation	County Highway	5/4/2026	708.75
Zoro Tools, Inc. dba Zoro	Sign Material	Transportation	County Highway	5/4/2026	380.28
Safety Supply America, Inc. dba Salisbury Online	Sign Material	Transportation	County Highway	5/18/2026	21.80
Grimco, Inc.	Sign Material	Transportation	County Highway	5/18/2026	5,471.00
Grimco, Inc.	Sign Material	Transportation	County Highway	5/18/2026	346.46
Grimco, Inc.	Sign Material	Transportation	County Highway	5/18/2026	490.49
JP Morgan Chase Bank, N.A.	Sign Material	Transportation	County Highway	5/18/2026	440.95
Constellation NewEnergy-Gas Division, LLC	Utilities- Natural Gas	Transportation	County Highway	5/4/2026	1,936.39
Nicor Gas Company	Utilities- Natural Gas	Transportation	County Highway	5/4/2026	1,934.16

VENDOR	NATURE OF CLAIM	OFFICE / DEPARTMENT	FUND	DATE PAID	AMOUNT PAID
Nicor Gas Company	Utilities- Natural Gas	Transportation	County Highway	5/4/2026	965.44
ComEd	Utilities- Electric	Transportation	County Highway	5/4/2026	3,926.18
ComEd	Utilities- Electric	Transportation	County Highway	5/4/2026	267.69
CITY OF BATAVIA	Utilities- Intersect Lighting	Transportation	County Highway	5/4/2026	57.37
CITY OF BATAVIA	Utilities- Intersect Lighting	Transportation	County Highway	5/4/2026	113.28
ComEd	Utilities- Intersect Lighting	Transportation	County Highway	5/4/2026	54.79
ComEd	Utilities- Intersect Lighting	Transportation	County Highway	5/4/2026	83.16
ComEd	Utilities- Intersect Lighting	Transportation	County Highway	5/4/2026	45.10
ComEd	Utilities- Intersect Lighting	Transportation	County Highway	5/4/2026	21.54
ComEd	Utilities- Intersect Lighting	Transportation	County Highway	5/4/2026	23.93
ComEd	Utilities- Intersect Lighting	Transportation	County Highway	5/4/2026	94.32
ComEd	Utilities- Intersect Lighting	Transportation	County Highway	5/4/2026	38.38
ComEd	Utilities- Intersect Lighting	Transportation	County Highway	5/4/2026	97.19
ComEd	Utilities- Intersect Lighting	Transportation	County Highway	5/4/2026	77.46
ComEd	Utilities- Intersect Lighting	Transportation	County Highway	5/4/2026	43.76
ComEd	Utilities- Intersect Lighting	Transportation	County Highway	5/4/2026	225.87
ComEd	Utilities- Intersect Lighting	Transportation	County Highway	5/4/2026	130.56
ComEd	Utilities- Intersect Lighting	Transportation	County Highway	5/4/2026	22.65
ComEd	Utilities- Intersect Lighting	Transportation	County Highway	5/4/2026	3,300.64
ComEd	Utilities- Intersect Lighting	Transportation	County Highway	5/4/2026	20.70
Suburban Teamsters of Northern Illinois	Teamsters Contribution	Transportation	Motor Fuel Tax	5/18/2026	61,488.00
Christopher B. Burke Engineering, Ltd.	Engineering Services	Transportation	Motor Fuel Tax	5/4/2026	125,796.17
ComEd	Engineering Services	Transportation	Motor Fuel Tax	5/4/2026	2,400,000.00
Meade, Inc.	Repairs and Maint- Traffic Light	Transportation	Motor Fuel Local Option	5/18/2026	2,695.80
Cintas Corporation	Uniform Supplies	Transportation	Motor Fuel Local Option	5/4/2026	284.93
Cintas Corporation	Uniform Supplies	Transportation	Motor Fuel Local Option	5/4/2026	284.93
RoadSafe Traffic Systems	Uniform Supplies	Transportation	Motor Fuel Local Option	5/4/2026	2,487.55
Cintas Corporation	Uniform Supplies	Transportation	Motor Fuel Local Option	5/18/2026	282.14
Northern Safety & Industrial	Uniform Supplies	Transportation	Motor Fuel Local Option	5/18/2026	218.44
A Discount T	Uniform Supplies	Transportation	Motor Fuel Local Option	5/18/2026	490.00
Genuine Parts Company dba NAPA Auto Parts	Vehicle Parts/Supplies	Transportation	Motor Fuel Local Option	5/4/2026	109.37
Genuine Parts Company dba NAPA Auto Parts	Vehicle Parts/Supplies	Transportation	Motor Fuel Local Option	5/4/2026	102.40
Genuine Parts Company dba NAPA Auto Parts	Vehicle Parts/Supplies	Transportation	Motor Fuel Local Option	5/4/2026	21.90
Genuine Parts Company dba NAPA Auto Parts	Vehicle Parts/Supplies	Transportation	Motor Fuel Local Option	5/4/2026	486.68
Genuine Parts Company dba NAPA Auto Parts	Vehicle Parts/Supplies	Transportation	Motor Fuel Local Option	5/4/2026	605.11
Genuine Parts Company dba NAPA Auto Parts	Vehicle Parts/Supplies	Transportation	Motor Fuel Local Option	5/4/2026	644.39
Genuine Parts Company dba NAPA Auto Parts	Vehicle Parts/Supplies	Transportation	Motor Fuel Local Option	5/4/2026	75.66
Genuine Parts Company dba NAPA Auto Parts	Vehicle Parts/Supplies	Transportation	Motor Fuel Local Option	5/4/2026	293.64
Genuine Parts Company dba NAPA Auto Parts	Vehicle Parts/Supplies	Transportation	Motor Fuel Local Option	5/4/2026	212.80
Genuine Parts Company dba NAPA Auto Parts	Vehicle Parts/Supplies	Transportation	Motor Fuel Local Option	5/4/2026	15.33
Genuine Parts Company dba NAPA Auto Parts	Vehicle Parts/Supplies	Transportation	Motor Fuel Local Option	5/4/2026	58.05
Genuine Parts Company dba NAPA Auto Parts	Vehicle Parts/Supplies	Transportation	Motor Fuel Local Option	5/4/2026	495.44
Genuine Parts Company dba NAPA Auto Parts	Vehicle Parts/Supplies	Transportation	Motor Fuel Local Option	5/4/2026	80.77
Genuine Parts Company dba NAPA Auto Parts	Vehicle Parts/Supplies	Transportation	Motor Fuel Local Option	5/4/2026	58.80
Genuine Parts Company dba NAPA Auto Parts	Vehicle Parts/Supplies	Transportation	Motor Fuel Local Option	5/4/2026	182.90
Genuine Parts Company dba NAPA Auto Parts	Vehicle Parts/Supplies	Transportation	Motor Fuel Local Option	5/4/2026	13.37
Genuine Parts Company dba NAPA Auto Parts	Vehicle Parts/Supplies	Transportation	Motor Fuel Local Option	5/4/2026	459.95
Genuine Parts Company dba NAPA Auto Parts	Vehicle Parts/Supplies	Transportation	Motor Fuel Local Option	5/4/2026	58.08
Genuine Parts Company dba NAPA Auto Parts	Vehicle Parts/Supplies	Transportation	Motor Fuel Local Option	5/4/2026	335.80
Genuine Parts Company dba NAPA Auto Parts	Vehicle Parts/Supplies	Transportation	Motor Fuel Local Option	5/4/2026	2.04
Genuine Parts Company dba NAPA Auto Parts	Vehicle Parts/Supplies	Transportation	Motor Fuel Local Option	5/4/2026	310.37
Genuine Parts Company dba NAPA Auto Parts	Vehicle Parts/Supplies	Transportation	Motor Fuel Local Option	5/4/2026	22.30
Genuine Parts Company dba NAPA Auto Parts	Vehicle Parts/Supplies	Transportation	Motor Fuel Local Option	5/4/2026	227.44
Genuine Parts Company dba NAPA Auto Parts	Vehicle Parts/Supplies	Transportation	Motor Fuel Local Option	5/4/2026	126.99

VENDOR	NATURE OF CLAIM	OFFICE / DEPARTMENT	FUND	DATE PAID	AMOUNT PAID
Genuine Parts Company dba NAPA Auto Parts	Vehicle Parts/Supplies	Transportation	Motor Fuel Local Option	5/4/2026	80.77
Genuine Parts Company dba NAPA Auto Parts	Vehicle Parts/Supplies	Transportation	Motor Fuel Local Option	5/4/2026	285.84
S&S Automotive, Inc dba Superior Sound	Vehicle Parts/Supplies	Transportation	Motor Fuel Local Option	5/4/2026	588.75
Truck Country of Illinois	Vehicle Parts/Supplies	Transportation	Motor Fuel Local Option	5/18/2026	267.79
Truck Country of Illinois	Vehicle Parts/Supplies	Transportation	Motor Fuel Local Option	5/18/2026	215.69
Truck Country of Illinois	Vehicle Parts/Supplies	Transportation	Motor Fuel Local Option	5/18/2026	(215.69)
Valley Hydraulic Service, Inc.	Vehicle Parts/Supplies	Transportation	Motor Fuel Local Option	5/18/2026	278.57
Via Carlita, LLC dba Hawk Ford St. Charles	Vehicle Parts/Supplies	Transportation	Motor Fuel Local Option	5/18/2026	513.37
Via Carlita, LLC dba Hawk Ford St. Charles	Vehicle Parts/Supplies	Transportation	Motor Fuel Local Option	5/18/2026	(287.47)
JP Morgan Chase Bank, N.A.	Vehicle Parts/Supplies	Transportation	Motor Fuel Local Option	5/18/2026	21.00
Lakeside International, LLC	Vehicle Parts/Supplies	Transportation	Motor Fuel Local Option	5/18/2026	76.98
Patson, Inc. dba TransChicago Truck Group	Vehicle Parts/Supplies	Transportation	Motor Fuel Local Option	5/18/2026	180.73
Patson, Inc. dba TransChicago Truck Group	Vehicle Parts/Supplies	Transportation	Motor Fuel Local Option	5/18/2026	295.01
1st Ayd Corp.	Vehicle Parts/Supplies	Transportation	Motor Fuel Local Option	5/18/2026	833.88
Amazon Capital Services, Inc.	Vehicle Parts/Supplies	Transportation	Motor Fuel Local Option	5/18/2026	20.89
Feece Oil Company	Vehicle Parts/Supplies	Transportation	Motor Fuel Local Option	5/18/2026	1,482.05
Genuine Parts Company dba NAPA Auto Parts	Equipment Parts/Supplies	Transportation	Motor Fuel Local Option	5/4/2026	14.44
Genuine Parts Company dba NAPA Auto Parts	Equipment Parts/Supplies	Transportation	Motor Fuel Local Option	5/4/2026	44.00
Genuine Parts Company dba NAPA Auto Parts	Equipment Parts/Supplies	Transportation	Motor Fuel Local Option	5/4/2026	324.20
Genuine Parts Company dba NAPA Auto Parts	Equipment Parts/Supplies	Transportation	Motor Fuel Local Option	5/4/2026	23.22
Genuine Parts Company dba NAPA Auto Parts	Equipment Parts/Supplies	Transportation	Motor Fuel Local Option	5/4/2026	56.74
Genuine Parts Company dba NAPA Auto Parts	Equipment Parts/Supplies	Transportation	Motor Fuel Local Option	5/4/2026	261.64
Genuine Parts Company dba NAPA Auto Parts	Equipment Parts/Supplies	Transportation	Motor Fuel Local Option	5/4/2026	87.76
Genuine Parts Company dba NAPA Auto Parts	Equipment Parts/Supplies	Transportation	Motor Fuel Local Option	5/4/2026	52.80
Genuine Parts Company dba NAPA Auto Parts	Equipment Parts/Supplies	Transportation	Motor Fuel Local Option	5/4/2026	156.64
Genuine Parts Company dba NAPA Auto Parts	Equipment Parts/Supplies	Transportation	Motor Fuel Local Option	5/4/2026	112.60
Genuine Parts Company dba NAPA Auto Parts	Equipment Parts/Supplies	Transportation	Motor Fuel Local Option	5/4/2026	68.83
Genuine Parts Company dba NAPA Auto Parts	Equipment Parts/Supplies	Transportation	Motor Fuel Local Option	5/4/2026	455.64
Genuine Parts Company dba NAPA Auto Parts	Equipment Parts/Supplies	Transportation	Motor Fuel Local Option	5/4/2026	55.98
Genuine Parts Company dba NAPA Auto Parts	Equipment Parts/Supplies	Transportation	Motor Fuel Local Option	5/4/2026	155.30
Genuine Parts Company dba NAPA Auto Parts	Equipment Parts/Supplies	Transportation	Motor Fuel Local Option	5/4/2026	13.46
Genuine Parts Company dba NAPA Auto Parts	Equipment Parts/Supplies	Transportation	Motor Fuel Local Option	5/4/2026	52.64
Genuine Parts Company dba NAPA Auto Parts	Equipment Parts/Supplies	Transportation	Motor Fuel Local Option	5/4/2026	213.31
Genuine Parts Company dba NAPA Auto Parts	Equipment Parts/Supplies	Transportation	Motor Fuel Local Option	5/4/2026	23.46
Genuine Parts Company dba NAPA Auto Parts	Equipment Parts/Supplies	Transportation	Motor Fuel Local Option	5/4/2026	458.35
Genuine Parts Company dba NAPA Auto Parts	Equipment Parts/Supplies	Transportation	Motor Fuel Local Option	5/4/2026	162.15
Genuine Parts Company dba NAPA Auto Parts	Equipment Parts/Supplies	Transportation	Motor Fuel Local Option	5/4/2026	14.91
Genuine Parts Company dba NAPA Auto Parts	Equipment Parts/Supplies	Transportation	Motor Fuel Local Option	5/4/2026	30.97
Genuine Parts Company dba NAPA Auto Parts	Equipment Parts/Supplies	Transportation	Motor Fuel Local Option	5/4/2026	53.92
Genuine Parts Company dba NAPA Auto Parts	Equipment Parts/Supplies	Transportation	Motor Fuel Local Option	5/4/2026	22.48
Arends Hogan Walker, LLC (AHW LLC)	Equipment Parts/Supplies	Transportation	Motor Fuel Local Option	5/4/2026	228.78
Arends Hogan Walker, LLC (AHW LLC)	Equipment Parts/Supplies	Transportation	Motor Fuel Local Option	5/4/2026	585.24
Arends Hogan Walker, LLC (AHW LLC)	Equipment Parts/Supplies	Transportation	Motor Fuel Local Option	5/4/2026	32.16
Pomp's Tire Service, Inc.	Equipment Parts/Supplies	Transportation	Motor Fuel Local Option	5/4/2026	595.39
Pomp's Tire Service, Inc.	Equipment Parts/Supplies	Transportation	Motor Fuel Local Option	5/4/2026	2,550.88
Valley Hydraulic Service, Inc.	Equipment Parts/Supplies	Transportation	Motor Fuel Local Option	5/4/2026	293.34
Vermeer Illinois, Inc.	Equipment Parts/Supplies	Transportation	Motor Fuel Local Option	5/4/2026	286.76
Priority Products, Inc.	Equipment Parts/Supplies	Transportation	Motor Fuel Local Option	5/4/2026	471.19
Priority Products, Inc.	Equipment Parts/Supplies	Transportation	Motor Fuel Local Option	5/4/2026	307.97
Zoro Tools, Inc. dba Zoro	Equipment Parts/Supplies	Transportation	Motor Fuel Local Option	5/4/2026	26.85
Ralph Helm, Inc.	Equipment Parts/Supplies	Transportation	Motor Fuel Local Option	5/18/2026	251.70
Ralph Helm, Inc.	Equipment Parts/Supplies	Transportation	Motor Fuel Local Option	5/18/2026	631.80
Ralph Helm, Inc.	Equipment Parts/Supplies	Transportation	Motor Fuel Local Option	5/18/2026	74.83
Vermeer Illinois, Inc.	Equipment Parts/Supplies	Transportation	Motor Fuel Local Option	5/18/2026	223.18

VENDOR	NATURE OF CLAIM	OFFICE / DEPARTMENT	FUND	DATE PAID	AMOUNT PAID
Pomp's Tire Service, Inc.	Equipment Parts/Supplies	Transportation	Motor Fuel Local Option	5/18/2026	510.18
Pomp's Tire Service, Inc.	Equipment Parts/Supplies	Transportation	Motor Fuel Local Option	5/18/2026	1,510.20
Federal Signal Corporation dba Standard Equipment	Equipment Parts/Supplies	Transportation	Motor Fuel Local Option	5/18/2026	375.38
Federal Signal Corporation dba Standard Equipment	Equipment Parts/Supplies	Transportation	Motor Fuel Local Option	5/18/2026	172.72
Amazon Capital Services, Inc.	Equipment Parts/Supplies	Transportation	Motor Fuel Local Option	5/18/2026	313.30
Amazon Capital Services, Inc.	Equipment Parts/Supplies	Transportation	Motor Fuel Local Option	5/18/2026	7.43
Amazon Capital Services, Inc.	Equipment Parts/Supplies	Transportation	Motor Fuel Local Option	5/18/2026	467.47
JCB Chicago, LLC dba North Star JCB	Equipment Parts/Supplies	Transportation	Motor Fuel Local Option	5/18/2026	396.69
JP Morgan Chase Bank, N.A.	Equipment Parts/Supplies	Transportation	Motor Fuel Local Option	5/18/2026	484.99
JP Morgan Chase Bank, N.A.	Equipment Parts/Supplies	Transportation	Motor Fuel Local Option	5/18/2026	6,314.95
Lorchem Technologies, Inc.	Equipment Parts/Supplies	Transportation	Motor Fuel Local Option	5/18/2026	776.00
Brian Platou dba BP Tools, LLC	Tools	Transportation	Motor Fuel Local Option	5/18/2026	849.00
JP Morgan Chase Bank, N.A.	Tools	Transportation	Motor Fuel Local Option	5/18/2026	239.00
Zoro Tools, Inc. dba Zoro	Tools	Transportation	Motor Fuel Local Option	5/18/2026	178.99
Cargill, Incorporated dba Salt, Road Safety	Rock Salt	Transportation	Motor Fuel Local Option	5/4/2026	25,444.82
Cargill, Incorporated dba Salt, Road Safety	Rock Salt	Transportation	Motor Fuel Local Option	5/4/2026	45,901.65
Cargill, Incorporated dba Salt, Road Safety	Rock Salt	Transportation	Motor Fuel Local Option	5/4/2026	23,493.15
Cargill, Incorporated dba Salt, Road Safety	Rock Salt	Transportation	Motor Fuel Local Option	5/4/2026	7,075.72
Cargill, Incorporated dba Salt, Road Safety	Rock Salt	Transportation	Motor Fuel Local Option	5/4/2026	40,259.63
Cargill, Incorporated dba Salt, Road Safety	Rock Salt	Transportation	Motor Fuel Local Option	5/4/2026	60,961.38
Cargill, Incorporated dba Salt, Road Safety	Rock Salt	Transportation	Motor Fuel Local Option	5/4/2026	51,970.57
Cargill, Incorporated dba Salt, Road Safety	Rock Salt	Transportation	Motor Fuel Local Option	5/4/2026	18,795.09
Cargill, Incorporated dba Salt, Road Safety	Rock Salt	Transportation	Motor Fuel Local Option	5/4/2026	24,263.50
Cargill, Incorporated dba Salt, Road Safety	Rock Salt	Transportation	Motor Fuel Local Option	5/4/2026	7,031.61
Cargill, Incorporated dba Salt, Road Safety	Rock Salt	Transportation	Motor Fuel Local Option	5/18/2026	6,045.47
Cargill, Incorporated dba Salt, Road Safety	Rock Salt	Transportation	Motor Fuel Local Option	5/18/2026	2,021.10
Cargill, Incorporated dba Salt, Road Safety	Rock Salt	Transportation	Motor Fuel Local Option	5/18/2026	6,217.18
Cargill, Incorporated dba Salt, Road Safety	Rock Salt	Transportation	Motor Fuel Local Option	5/18/2026	10,310.05
Cargill, Incorporated dba Salt, Road Safety	Rock Salt	Transportation	Motor Fuel Local Option	5/18/2026	30,279.88
Cargill, Incorporated dba Salt, Road Safety	Rock Salt	Transportation	Motor Fuel Local Option	5/18/2026	17,469.27
Cargill, Incorporated dba Salt, Road Safety	Rock Salt	Transportation	Motor Fuel Local Option	5/18/2026	10,536.16
Cargill, Incorporated dba Salt, Road Safety	Rock Salt	Transportation	Motor Fuel Local Option	5/18/2026	31,746.41
Menards, Inc.	Road Material	Transportation	Motor Fuel Local Option	5/4/2026	249.95
Menards, Inc.	Road Material	Transportation	Motor Fuel Local Option	5/18/2026	14.87
Zoro Tools, Inc. dba Zoro	Road Material	Transportation	Motor Fuel Local Option	5/18/2026	349.44
Amrize Mid-America, Inc.	Road Material	Transportation	Motor Fuel Local Option	5/18/2026	1,360.40
Conserv FS, Inc.	Road Material	Transportation	Motor Fuel Local Option	5/18/2026	650.00
RoadSafe Traffic Systems	Traffic Markers and Barricades	Transportation	Motor Fuel Local Option	5/4/2026	4,428.00
Petroleum Traders Corporation	Fuel- Vehicles	Transportation	Motor Fuel Local Option	5/4/2026	31,425.05
Conserv FS, Inc.	Fuel- Vehicles	Transportation	Motor Fuel Local Option	5/18/2026	275.20
Conserv FS, Inc.	Fuel- Vehicles	Transportation	Motor Fuel Local Option	5/18/2026	263.27
Conserv FS, Inc.	Fuel- Vehicles	Transportation	Motor Fuel Local Option	5/18/2026	**(273.34)**
Mansfield Oil Company of Gainesville, Inc.	Fuel- Vehicles	Transportation	Motor Fuel Local Option	5/18/2026	21,899.08
Ralph Helm, Inc.	Machinery and Equipment	Transportation	Motor Fuel Local Option	5/18/2026	18,510.38
Crawford, Murphy & Tilly, Inc.	Engineering Services	Transportation	Transportation Sales Tax	5/4/2026	8,425.72
Crawford, Murphy & Tilly, Inc.	Engineering Services	Transportation	Transportation Sales Tax	5/4/2026	3,092.33
Alfred Benesch & Company	Engineering Services	Transportation	Transportation Sales Tax	5/4/2026	8,475.71
Burns & McDonnell Engineering Co	Engineering Services	Transportation	Transportation Sales Tax	5/4/2026	24,714.47
Christopher B. Burke Engineering, Ltd.	Engineering Services	Transportation	Transportation Sales Tax	5/4/2026	8,338.00
Trilon Group Holdings, LLC dba Gonzalez Companies	Engineering Services	Transportation	Transportation Sales Tax	5/4/2026	16,049.18
Christopher B. Burke Engineering, Ltd.	Engineering Services	Transportation	Transportation Sales Tax	5/18/2026	9,442.28
CIORBA Group, Inc.	Engineering Services	Transportation	Transportation Sales Tax	5/18/2026	1,451.80
CIORBA Group, Inc.	Engineering Services	Transportation	Transportation Sales Tax	5/18/2026	5,800.90
Crawford, Murphy & Tilly, Inc.	Engineering Services	Transportation	Transportation Sales Tax	5/18/2026	10,854.15

VENDOR	NATURE OF CLAIM	OFFICE / DEPARTMENT	FUND	DATE PAID	AMOUNT PAID
Crawford, Murphy & Tilly, Inc.	Engineering Services	Transportation	Transportation Sales Tax	5/18/2026	45,502.38
Crawford, Murphy & Tilly, Inc.	Engineering Services	Transportation	Transportation Sales Tax	5/18/2026	2,093.96
Iteris, Inc.	Engineering Services	Transportation	Transportation Sales Tax	5/18/2026	19,756.71
Joel P. Guerrero	Highway Right of Way	Transportation	Transportation Sales Tax	5/4/2026	11,000.00
Ottosen, DiNolfo, Hasenbalg & Castaldo, LTD	Highway Right of Way	Transportation	Transportation Sales Tax	5/4/2026	350.00
Chicago Title Company, LLC	Highway Right of Way	Transportation	Transportation Sales Tax	5/4/2026	310.00
Chicago Title Company, LLC	Highway Right of Way	Transportation	Transportation Sales Tax	5/4/2026	50.00
Chicago Title Company, LLC	Highway Right of Way	Transportation	Transportation Sales Tax	5/4/2026	310.00
Chicago Title Company, LLC	Highway Right of Way	Transportation	Transportation Sales Tax	5/4/2026	310.00
Chicago Title Company, LLC	Highway Right of Way	Transportation	Transportation Sales Tax	5/4/2026	310.00
Chicago Title Company, LLC	Highway Right of Way	Transportation	Transportation Sales Tax	5/4/2026	310.00
Chicago Title Company, LLC	Highway Right of Way	Transportation	Transportation Sales Tax	5/4/2026	310.00
Chicago Title Company, LLC	Highway Right of Way	Transportation	Transportation Sales Tax	5/4/2026	310.00
Chicago Title Company, LLC	Highway Right of Way	Transportation	Transportation Sales Tax	5/4/2026	310.00
Chicago Title Company, LLC	Highway Right of Way	Transportation	Transportation Sales Tax	5/4/2026	310.00
Chicago Title Company, LLC	Highway Right of Way	Transportation	Transportation Sales Tax	5/4/2026	310.00
Chicago Title Company, LLC	Highway Right of Way	Transportation	Transportation Sales Tax	5/4/2026	310.00
Chicago Title Company, LLC	Highway Right of Way	Transportation	Transportation Sales Tax	5/4/2026	310.00
Chicago Title Company, LLC	Highway Right of Way	Transportation	Transportation Sales Tax	5/4/2026	310.00
Chicago Title Company, LLC	Highway Right of Way	Transportation	Transportation Sales Tax	5/18/2026	50.00
Chicago Title Company, LLC	Highway Right of Way	Transportation	Transportation Sales Tax	5/18/2026	50.00
Chicago Title Company, LLC	Highway Right of Way	Transportation	Transportation Sales Tax	5/18/2026	50.00
Chicago Title Company, LLC	Highway Right of Way	Transportation	Transportation Sales Tax	5/18/2026	50.00
Ann M. Sarich	Highway Right of Way	Transportation	Transportation Sales Tax	5/18/2026	5,100.00
Propio LS, LLC	Contractual/Consulting Services	Health	County Health	5/18/2026	941.44
Propio LS, LLC	Contractual/Consulting Services	Health	County Health	5/18/2026	75.00
Propio LS, LLC	Contractual/Consulting Services	Health	County Health	5/18/2026	75.00
Propio LS, LLC	Contractual/Consulting Services	Health	County Health	5/18/2026	75.00
Robert Half, Inc.	Contractual/Consulting Services	Health	County Health	5/18/2026	2,211.84
Robert Half, Inc.	Contractual/Consulting Services	Health	County Health	5/18/2026	2,764.80
Robert Half, Inc.	Contractual/Consulting Services	Health	County Health	5/18/2026	2,211.84
Robert Half, Inc.	Contractual/Consulting Services	Health	County Health	5/18/2026	2,764.80
Robert Half, Inc.	Contractual/Consulting Services	Health	County Health	5/18/2026	2,764.80
Special Project Staffing dba The Salem Group	Contractual/Consulting Services	Health	County Health	5/18/2026	761.60
Special Project Staffing dba The Salem Group	Contractual/Consulting Services	Health	County Health	5/18/2026	966.00
Special Project Staffing dba The Salem Group	Contractual/Consulting Services	Health	County Health	5/18/2026	784.00
Special Project Staffing dba The Salem Group	Contractual/Consulting Services	Health	County Health	5/18/2026	772.80
Special Project Staffing dba The Salem Group	Contractual/Consulting Services	Health	County Health	5/18/2026	721.90
Special Project Staffing dba The Salem Group	Contractual/Consulting Services	Health	County Health	5/18/2026	966.00
Special Project Staffing dba The Salem Group	Contractual/Consulting Services	Health	County Health	5/18/2026	966.00
Special Project Staffing dba The Salem Group	Contractual/Consulting Services	Health	County Health	5/18/2026	966.20
Special Project Staffing dba The Salem Group	Contractual/Consulting Services	Health	County Health	5/18/2026	977.20
Special Project Staffing dba The Salem Group	Contractual/Consulting Services	Health	County Health	5/18/2026	784.00
Special Project Staffing dba The Salem Group	Contractual/Consulting Services	Health	County Health	5/18/2026	980.00
Special Project Staffing dba The Salem Group	Contractual/Consulting Services	Health	County Health	5/18/2026	980.00
Special Project Staffing dba The Salem Group	Contractual/Consulting Services	Health	County Health	5/18/2026	974.40
Special Project Staffing dba The Salem Group	Contractual/Consulting Services	Health	County Health	5/18/2026	579.60
Special Project Staffing dba The Salem Group	Contractual/Consulting Services	Health	County Health	5/18/2026	966.00
Stericycle, Inc.	Disposal and Water Softener Srvs	Health	County Health	5/4/2026	257.48
Stericycle, Inc.	Disposal and Water Softener Srvs	Health	County Health	5/4/2026	128.74
Stericycle, Inc.	Disposal and Water Softener Srvs	Health	County Health	5/4/2026	112.07

VENDOR	NATURE OF CLAIM	OFFICE / DEPARTMENT	FUND	DATE PAID	AMOUNT PAID
Stericycle, Inc.	Disposal and Water Softener Srvs	Health	County Health	5/4/2026	142.71
Stericycle, Inc.	Disposal and Water Softener Srvs	Health	County Health	5/18/2026	112.07
MedPro Waste Disposal LLC	Disposal and Water Softener Srvs	Health	County Health	5/18/2026	68.86
Eco Clean Maintenance, Inc.	Janitorial Services	Health	County Health	5/18/2026	2,532.00
Bridgestone Americas Retail Operations - Firestone	Repairs and Maint- Vehicles	Health	County Health	5/4/2026	1,484.95
McLean SS, Inc. dba McLean Auto Repair	Repairs and Maint- Vehicles	Health	County Health	5/18/2026	180.96
Toshiba America Business Solutions, Inc	Repairs and Maint- Office Equip	Health	County Health	5/4/2026	26.28
Toshiba America Business Solutions, Inc	Repairs and Maint- Office Equip	Health	County Health	5/4/2026	98.41
Toshiba America Business Solutions, Inc	Repairs and Maint- Office Equip	Health	County Health	5/4/2026	37.54
Toshiba America Business Solutions, Inc	Repairs and Maint- Office Equip	Health	County Health	5/4/2026	47.61
Impact Networking, LLC	Repairs and Maint- Office Equip	Health	County Health	5/4/2026	145.20
Impact Networking, LLC	Repairs and Maint- Office Equip	Health	County Health	5/18/2026	343.20
Toshiba America Business Solutions, Inc	Repairs and Maint- Office Equip	Health	County Health	5/18/2026	126.81
Toshiba America Business Solutions, Inc	Repairs and Maint- Office Equip	Health	County Health	5/18/2026	4.83
Gordon Flesch Company, Inc.	Repairs and Maint- Office Equip	Health	County Health	5/18/2026	266.26
Paddock Publications (Daily Herald)	General Advertising	Health	County Health	5/4/2026	89.70
Paddock Publications (Daily Herald)	General Advertising	Health	County Health	5/4/2026	98.90
JP Morgan Chase Bank, N.A.	Employee Training	Health	County Health	5/18/2026	440.00
Nora S. Arch	Employee Mileage Expense	Health	County Health	5/18/2026	29.44
JP Morgan Chase Bank, N.A.	Operating Supplies	Health	County Health	5/18/2026	44.00
Dell Marketing LP	Computer Software- Non Capital	Health	County Health	5/4/2026	446.83
WEX Bank	Fuel- Vehicles	Health	County Health	5/18/2026	314.81
JP Morgan Chase Bank, N.A.	Books and Subscriptions	Health	County Health	5/18/2026	60.00
Adam Brill	Employee Mileage Expense	Health	County Health	5/4/2026	215.33
Mary J. Rivera	Employee Mileage Expense	Health	County Health	5/18/2026	114.04
THRIVE Parenting Project, Inc.	Contractual/Consulting Services	Health	County Health	5/18/2026	4,000.00
Arizay Guzman	Employee Mileage Expense	Health	County Health	5/4/2026	26.46
Arizay Guzman	Employee Mileage Expense	Health	County Health	5/18/2026	16.82
Cindy Rodriguez	Employee Mileage Expense	Health	County Health	5/4/2026	50.61
Cindy Rodriguez	Employee Mileage Expense	Health	County Health	5/18/2026	12.91
Lorena Nunez	Employee Mileage Expense	Health	County Health	5/18/2026	30.16
Lorena Nunez	Employee Mileage Expense	Health	County Health	5/18/2026	97.44
Amazon Capital Services, Inc.	Operating Supplies	Health	County Health	5/4/2026	37.84
JP Morgan Chase Bank, N.A.	Operating Supplies	Health	County Health	5/18/2026	260.00
JP Morgan Chase Bank, N.A.	Contractual/Consulting Services	Health	County Health	5/18/2026	1,118.00
Arizay Guzman	Employee Mileage Expense	Health	County Health	5/4/2026	25.65
Arizay Guzman	Employee Mileage Expense	Health	County Health	5/18/2026	180.20
Amazon Capital Services, Inc.	Operating Supplies	Health	County Health	5/4/2026	119.95
General Medical Devices, Inc dba AED Professionals	Operating Supplies	Health	County Health	5/4/2026	3,840.00
Grainger Inc	Operating Supplies	Health	County Health	5/4/2026	718.05
JP Morgan Chase Bank, N.A.	Operating Supplies	Health	County Health	5/18/2026	196.95
Teresa Roman	Employee Mileage Expense	Health	County Health	5/4/2026	1.23
Roskuszka & Sons dba Wallys Printing	Operating Supplies	Health	County Health	5/4/2026	345.00
Amazon Capital Services, Inc.	Operating Supplies	Health	County Health	5/18/2026	135.90
Amazon Capital Services, Inc.	Operating Supplies	Health	County Health	5/18/2026	141.92
Uline	Operating Supplies	Health	County Health	5/18/2026	207.24
Special Project Staffing dba The Salem Group	Contractual/Consulting Services	Health	County Health	5/18/2026	772.80
Special Project Staffing dba The Salem Group	Contractual/Consulting Services	Health	County Health	5/18/2026	910.80
Special Project Staffing dba The Salem Group	Contractual/Consulting Services	Health	County Health	5/18/2026	761.60
Special Project Staffing dba The Salem Group	Contractual/Consulting Services	Health	County Health	5/18/2026	761.60
Special Project Staffing dba The Salem Group	Contractual/Consulting Services	Health	County Health	5/18/2026	966.00
Special Project Staffing dba The Salem Group	Contractual/Consulting Services	Health	County Health	5/18/2026	966.00
Special Project Staffing dba The Salem Group	Contractual/Consulting Services	Health	County Health	5/18/2026	952.00
Special Project Staffing dba The Salem Group	Contractual/Consulting Services	Health	County Health	5/18/2026	761.60

VENDOR	NATURE OF CLAIM	OFFICE / DEPARTMENT	FUND	DATE PAID	AMOUNT PAID
Special Project Staffing dba The Salem Group	Contractual/Consulting Services	Health	County Health	5/18/2026	761.60
Special Project Staffing dba The Salem Group	Contractual/Consulting Services	Health	County Health	5/18/2026	952.00
Special Project Staffing dba The Salem Group	Contractual/Consulting Services	Health	County Health	5/18/2026	952.00
Special Project Staffing dba The Salem Group	Contractual/Consulting Services	Health	County Health	5/18/2026	571.20
Burnidge Properties, LTD	Building Space Rental	Health	County Health	5/18/2026	571.06
Jennifer Schelstreet	Employee Mileage Expense	Health	County Health	5/4/2026	67.28
William Thwaits	Employee Mileage Expense	Health	County Health	5/4/2026	79.39
Nicole Evans	Employee Mileage Expense	Health	County Health	5/4/2026	95.77
Antara Mageshwaran	Employee Mileage Expense	Health	County Health	5/4/2026	53.00
Neal Molnar	Employee Mileage Expense	Health	County Health	5/4/2026	110.35
Jasmine Navarro	Employee Mileage Expense	Health	County Health	5/4/2026	42.92
Shivani V. Patel	Employee Mileage Expense	Health	County Health	5/4/2026	205.76
Shivani V. Patel	Employee Mileage Expense	Health	County Health	5/18/2026	200.75
Mary J. Rivera	Employee Mileage Expense	Health	County Health	5/18/2026	153.77
Jasmine Navarro	Employee Mileage Expense	Health	County Health	5/18/2026	57.64
Neal Molnar	Employee Mileage Expense	Health	County Health	5/18/2026	48.43
Antara Mageshwaran	Employee Mileage Expense	Health	County Health	5/18/2026	48.07
Antara Mageshwaran	Employee Mileage Expense	Health	County Health	5/18/2026	25.81
Nicole Evans	Employee Mileage Expense	Health	County Health	5/18/2026	122.82
Adam Brill	Employee Mileage Expense	Health	County Health	5/18/2026	135.21
William Thwaits	Employee Mileage Expense	Health	County Health	5/18/2026	31.32
Lily Vo	Employee Mileage Expense	Health	County Health	5/18/2026	32.41
Jennifer Schelstreet	Employee Mileage Expense	Health	County Health	5/18/2026	130.28
JP Morgan Chase Bank, N.A.	General Association Dues	Health	County Health	5/18/2026	766.90
Amazon Capital Services, Inc.	Operating Supplies	Health	County Health	5/4/2026	147.73
Aurora African American Health Coalition	Contractual/Consulting Services	Health	County Health	5/18/2026	9,960.00
ComEd	Utilities- Electric	Health	County Health	5/18/2026	87.16
Mitchell & McCormick, Inc	Contractual/Consulting Services	Health	County Health	5/4/2026	1,200.00
Mitchell & McCormick, Inc	Contractual/Consulting Services	Health	County Health	5/4/2026	450.00
Monal Desai	General Association Dues	Health	County Health	5/4/2026	81.80
Sol Figueroa	General Association Dues	Health	County Health	5/4/2026	28.35
Cheryl Kane	General Association Dues	Health	County Health	5/4/2026	81.80
Theresa Knauf	General Association Dues	Health	County Health	5/18/2026	81.80
Nicolette M. Hearnden	General Association Dues	Health	County Health	5/18/2026	81.80
Lisa Bloom	General Association Dues	Health	County Health	5/18/2026	81.80
Amazon Capital Services, Inc.	Office Supplies	Health	County Health	5/4/2026	49.98
Amazon Capital Services, Inc.	Office Supplies	Health	County Health	5/4/2026	129.41
Amazon Capital Services, Inc.	Office Supplies	Health	County Health	5/18/2026	114.33
Arch Printing, Inc.	Office Supplies	Health	County Health	5/18/2026	148.00
Amazon Capital Services, Inc.	Books and Subscriptions	Health	County Health	5/18/2026	467.40
SensoScientific, Inc.	Medical Supplies and Drugs	Health	County Health	5/4/2026	2,551.88
County of Winnebago	Contractual/Consulting Services	Health	County Health	5/4/2026	2,204.50
County of Winnebago	Contractual/Consulting Services	Health	County Health	5/18/2026	734.50
JP Morgan Chase Bank, N.A.	Lab Services	Health	County Health	5/18/2026	402.00
Cardinal Health, Inc. dba Cardinal Health 110, LLC	Medical Supplies and Drugs	Health	County Health	5/4/2026	363.57
JP Morgan Chase Bank, N.A.	Contractual/Consulting Services	Health	County Health	5/18/2026	468.00
Sharon Cabrera	Employee Mileage Expense	Health	County Health	5/4/2026	74.97
Sharon Cabrera	Employee Mileage Expense	Health	County Health	5/18/2026	74.31
JP Morgan Chase Bank, N.A.	Employee Mileage Expense	Health	County Health	5/18/2026	125.40
VitalSmarts, LC dba Crucial Learning	Operating Supplies	Health	County Health	5/18/2026	24,305.00
Amazon Capital Services, Inc.	Operating Supplies	Health	County Health	5/18/2026	24.96
Elizabeth Nunez	Employee Mileage Expense	Health	County Health	5/18/2026	124.56
JP Morgan Chase Bank, N.A.	Employee Training	Health	County Health	5/18/2026	37.60
Sarwar Mahmood	Employee Mileage Expense	Health	County Health	5/4/2026	15.88

VENDOR	NATURE OF CLAIM	OFFICE / DEPARTMENT	FUND	DATE PAID	AMOUNT PAID
Dell Marketing LP	Operating Supplies	Health	County Health	5/4/2026	936.62
Amazon Capital Services, Inc.	Operating Supplies	Health	County Health	5/18/2026	2,038.08
Association for Professionals in Infection Control	Operating Supplies	Health	County Health	5/18/2026	2,379.89
JP Morgan Chase Bank, N.A.	Employee Mileage Expense	Health	County Health	5/18/2026	125.40
La Voz de Esperanza	Contractual/Consulting Services	Health	County Health	5/18/2026	65,000.00
Susan R. Mrazek	Employee Mileage Expense	Health	County Health	5/4/2026	95.20
JP Morgan Chase Bank, N.A.	Employee Mileage Expense	Health	County Health	5/18/2026	125.40
Reuland Food Service, Inc.	Operating Supplies	Health	County Health	5/4/2026	127.50
JP Morgan Chase Bank, N.A.	Employee Training	Health	Kane Kares	5/18/2026	659.34
Kristina Brown	Employee Mileage Expense	Health	Kane Kares	5/4/2026	60.97
Fabiola Lopez	Employee Mileage Expense	Health	Kane Kares	5/4/2026	61.48
Fabiola Lopez	Employee Mileage Expense	Health	Kane Kares	5/18/2026	49.01
Kristina Brown	Employee Mileage Expense	Health	Kane Kares	5/18/2026	64.82
Kristina Brown	Employee Mileage Expense	Health	Kane Kares	5/18/2026	84.46
Arch Printing, Inc.	Operating Supplies	Health	Kane Kares	5/18/2026	148.00
JP Morgan Chase Bank, N.A.	Operating Supplies	Health	Kane Kares	5/18/2026	100.00
Tamara Livingston dba T.S. Livingston, Inc.	Contractual/Consulting Services	Health	Kane Kares	5/4/2026	1,100.00
Isabel Garcia	Employee Mileage Expense	Health	Kane Kares	5/18/2026	36.11
Burnidge Properties, LTD	Building Space Rental	Health	Kane Kares	5/18/2026	944.88
Lisa Bloom	Employee Mileage Expense	Health	Kane Kares	5/4/2026	6.96
Sarah A. Mendoza	Salaries and Wages	Health	American Rescue Plan	5/18/2026	157.70
Mutual Ground, Inc.	Contractual/Consulting Services	Health	American Rescue Plan	5/4/2026	4,162.86
Suicide Prevention Services	Contractual/Consulting Services	Health	American Rescue Plan	5/4/2026	9,956.14
Suicide Prevention Services	Contractual/Consulting Services	Health	American Rescue Plan	5/4/2026	25,433.42
Volunteers of America of Illinois	Contractual/Consulting Services	Health	American Rescue Plan	5/4/2026	5,029.59
Community Crisis Center, Inc.	Contractual/Consulting Services	Health	American Rescue Plan	5/4/2026	7,247.10
Community Crisis Center, Inc.	Contractual/Consulting Services	Health	American Rescue Plan	5/4/2026	6,270.73
Fox Valley Hands of Hope	Contractual/Consulting Services	Health	American Rescue Plan	5/4/2026	39,798.96
Fox Valley Hands of Hope	Contractual/Consulting Services	Health	American Rescue Plan	5/4/2026	21,716.19
Jasculca Terman Strategic Communications	Contractual/Consulting Services	Health	American Rescue Plan	5/4/2026	2,865.00
Mid-Valley Special Education Cooperative	Contractual/Consulting Services	Health	American Rescue Plan	5/4/2026	2,506.95
Northern Illinois Food Bank	Contractual/Consulting Services	Health	American Rescue Plan	5/4/2026	4,618.44
Youth Outlook	Contractual/Consulting Services	Health	American Rescue Plan	5/4/2026	171,394.88
Public Action to Deliver Shelter dba Hesed House	Contractual/Consulting Services	Health	American Rescue Plan	5/18/2026	37,832.85
Melissa Mills	Contractual/Consulting Services	Health	American Rescue Plan	5/18/2026	125.00
Enriching Partnerships for Early Learning	Contractual/Consulting Services	Health	American Rescue Plan	5/18/2026	7,709.11
Enriching Partnerships for Early Learning	Contractual/Consulting Services	Health	American Rescue Plan	5/18/2026	22,637.77
Family Recovery Centers, PLLC	Contractual/Consulting Services	Health	American Rescue Plan	5/18/2026	3,593.44
Volunteers of America of Illinois	Contractual/Consulting Services	Health	American Rescue Plan	5/18/2026	5,515.08
Mutual Ground, Inc.	Contractual/Consulting Services	Health	American Rescue Plan	5/18/2026	8,473.60
Jessica L. Antoniou	Contractual/Consulting Services	Health	American Rescue Plan	5/18/2026	125.00
Aurora Area Interfaith Food Pantry	Contractual/Consulting Services	Health	American Rescue Plan	5/18/2026	3,016.82
ACME Auto Leasing, LLC	Contractual/Consulting Services	Other- Countywide Expenses	American Rescue Plan	5/18/2026	1,578.00
AmaOli, PLLC dba Luna Behavioral Health Center	Counseling Services	Other- Countywide Expenses	American Rescue Plan	5/4/2026	5,062.50
Teyolia, LLC	Counseling Services	Other- Countywide Expenses	American Rescue Plan	5/4/2026	1,375.00
Alarm Detection Systems, Inc.	Special Purpose Equipment	Other- Countywide Expenses	American Rescue Plan	5/18/2026	1,230.00
Alarm Detection Systems, Inc.	Special Purpose Equipment	Other- Countywide Expenses	American Rescue Plan	5/18/2026	10,326.80
Convergint Technologies LLC	Special Purpose Equipment	Other- Countywide Expenses	American Rescue Plan	5/18/2026	12,492.97
1 Source Mechanical, Inc.	Building Improvements	Other- Countywide Expenses	American Rescue Plan	5/4/2026	199,816.65
Kluber, Inc.	Building Improvements	Other- Countywide Expenses	American Rescue Plan	5/4/2026	936.00
Kluber, Inc.	Building Improvements	Other- Countywide Expenses	American Rescue Plan	5/4/2026	5,571.00
Valdes Engineering Company	Building Improvements	Other- Countywide Expenses	American Rescue Plan	5/4/2026	27,500.00
Valdes Engineering Company	Building Improvements	Other- Countywide Expenses	American Rescue Plan	5/4/2026	6,975.00
Kluber, Inc.	Building Improvements	Other- Countywide Expenses	American Rescue Plan	5/18/2026	936.00

VENDOR	NATURE OF CLAIM	OFFICE / DEPARTMENT	FUND	DATE PAID	AMOUNT PAID
Hartwig Mechanical, LLC	Building Improvements	Other- Countywide Expenses	American Rescue Plan	5/18/2026	95,789.70
Hartwig Mechanical, LLC	Building Improvements	Other- Countywide Expenses	American Rescue Plan	5/18/2026	172,430.10
Hartwig Mechanical, LLC	Building Improvements	Other- Countywide Expenses	American Rescue Plan	5/18/2026	11,898.00
Hartwig Mechanical, LLC	Building Improvements	Other- Countywide Expenses	American Rescue Plan	5/18/2026	58,948.20
Hartwig Mechanical, LLC	Building Improvements	Other- Countywide Expenses	American Rescue Plan	5/18/2026	159,750.00
Aurora Area Convention & Visitors Bureau	External Grants	Other- Countywide Expenses	American Rescue Plan	5/4/2026	49,738.66
Northern Illinois Food Bank	External Grants	Other- Countywide Expenses	American Rescue Plan	5/4/2026	155,268.64
Scientel Solutions, LLC	Contractual/Consulting Services	Other- Countywide Expenses	American Rescue Plan	5/18/2026	31,978.80
Blade Electric & Technologies, LLC	Computers	Other- Countywide Expenses	American Rescue Plan	5/4/2026	6,160.00
Baxter & Woodman, Inc.	Contractual/Consulting Services	Other- Countywide Expenses	American Rescue Plan	5/18/2026	1,485.00
University of Illinois	Special Studies	Other- Countywide Expenses	ARP Recoupment of Lost Revenue	5/4/2026	4,023.61
University of Illinois	Special Studies	Other- Countywide Expenses	ARP Recoupment of Lost Revenue	5/18/2026	23,200.25
Jesus Arteaga	Conferences and Meetings	Veterans' Commission	Veterans' Commission	5/18/2026	51.00
JP Morgan Chase Bank, N.A.	Conferences and Meetings	Veterans' Commission	Veterans' Commission	5/18/2026	376.20
Habacuc Rico	Conferences and Meetings	Veterans' Commission	Veterans' Commission	5/18/2026	51.00
Steven L. Wells	Conferences and Meetings	Veterans' Commission	Veterans' Commission	5/18/2026	51.00
Jacob Zimmerman	Conferences and Meetings	Veterans' Commission	Veterans' Commission	5/18/2026	51.00
JP Morgan Chase Bank, N.A.	Employee Training	Veterans' Commission	Veterans' Commission	5/18/2026	1,136.20
Jacob Zimmerman	Employee Mileage Expense	Veterans' Commission	Veterans' Commission	5/18/2026	417.78
JP Morgan Chase Bank, N.A.	Office Supplies	Veterans' Commission	Veterans' Commission	5/18/2026	69.30
JP Morgan Chase Bank, N.A.	Conferences and Meetings	Information Technologies	IL Counties Information Mgmt	5/18/2026	375.00
JP Morgan Chase Bank, N.A.	Contractual/Consulting Services	Information Technologies	Web Technical Services	5/18/2026	19.95
Gilmore Marketing Concepts, Inc. dba GMCI Creative	Contractual/Consulting Services	Development	Economic Development	5/18/2026	2,560.70
Gilmore Marketing Concepts, Inc. dba GMCI Creative	Contractual/Consulting Services	Development	Economic Development	5/18/2026	13,600.00
JP Morgan Chase Bank, N.A.	Conferences and Meetings	Development	Economic Development	5/18/2026	730.92
JP Morgan Chase Bank, N.A.	Conferences and Meetings	Development	Economic Development	5/18/2026	29.50
JEG 360, LLC	Contractual/Consulting Services	Development	Economic Development	5/4/2026	10,950.00
JEG 360, LLC	Contractual/Consulting Services	Development	Economic Development	5/18/2026	10,800.00
Kane County Economic Development Corporation	Contractual/Consulting Services	Development	Economic Development	5/18/2026	583.72
Kruis, Inc.	Contractual/Consulting Services	Development	Economic Development	5/18/2026	500.00
Law Office of Gary M. Vanek, PC	Contractual/Consulting Services	Development	Economic Development	5/18/2026	4,575.00
Batavia Enterprises Real Estate, LLC	Contractual/Consulting Services	Development	Economic Development	5/18/2026	5,254.70
Michael P. Cassa	Contractual/Consulting Services	Development	Economic Development	5/18/2026	12,550.00
DCC Marketing, LLC	Contractual/Consulting Services	Development	Economic Development	5/18/2026	11,583.33
DCC Marketing, LLC	Contractual/Consulting Services	Development	Economic Development	5/18/2026	2,132.96
Warehouse Direct, Inc.	Office Furniture	Development	Community Dev Block Program	5/18/2026	25,107.41
Natl Assn for County Community & Econ Development	Employee Training	Development	HOME Program	5/4/2026	125.00
Warehouse Direct, Inc.	Office Furniture	Development	HOME Program	5/18/2026	25,107.40
JP Morgan Chase Bank, N.A.	Professional Services	Development	Cost Share Drainage	5/18/2026	255.63
JP Morgan Chase Bank, N.A.	Operating Supplies	Development	Cost Share Drainage	5/18/2026	47.86
Geosyntec Consultants, Inc.	Contractual/Consulting Services	Development	Cost Share Drainage	5/18/2026	7,131.06
MGT Impact Solutions, LLC	Professional Services	Development	Emergency Rental Assistance #2	5/4/2026	13,211.38
Tisa M. Baum	Employee Mileage Expense	Health	Home - ARP	5/4/2026	213.66
Tisa M. Baum	Employee Mileage Expense	Health	Home - ARP	5/18/2026	193.14
Vikas Agrawal	Miscellaneous Contractual Exp	Health	Home - ARP	5/18/2026	1,400.00
Willard E. Groth	Miscellaneous Contractual Exp	Health	Home - ARP	5/18/2026	1,900.00
Illinois Property Group, LLC	Miscellaneous Contractual Exp	Health	Home - ARP	5/18/2026	2,700.00
JHG Real Estate, Inc.	Miscellaneous Contractual Exp	Health	Home - ARP	5/18/2026	2,130.00
Larry Daniel Larsen	Miscellaneous Contractual Exp	Health	Home - ARP	5/18/2026	1,400.00
Lorlyn of Batavia, LLC	Miscellaneous Contractual Exp	Health	Home - ARP	5/18/2026	1,375.00
Alberto Marmolejo	Miscellaneous Contractual Exp	Health	Home - ARP	5/18/2026	1,450.00
Padala Investments, LLC	Miscellaneous Contractual Exp	Health	Home - ARP	5/18/2026	3,100.00
Preferred Home Realty dba Preferred Management	Miscellaneous Contractual Exp	Health	Home - ARP	5/18/2026	1,400.00
Preferred Home Realty dba Preferred Management	Miscellaneous Contractual Exp	Health	Home - ARP	5/18/2026	1,750.00

VENDOR	NATURE OF CLAIM	OFFICE / DEPARTMENT	FUND	DATE PAID	AMOUNT PAID
Preferred Home Realty dba Preferred Management	Miscellaneous Contractual Exp	Health	Home - ARP	5/18/2026	1,300.00
Preferred Home Realty dba Preferred Management	Miscellaneous Contractual Exp	Health	Home - ARP	5/18/2026	1,500.00
Preferred Home Realty dba Preferred Management	Miscellaneous Contractual Exp	Health	Home - ARP	5/18/2026	1,500.00
Preferred Home Realty dba Preferred Management	Miscellaneous Contractual Exp	Health	Home - ARP	5/18/2026	1,350.00
Alia Sarfraz	Miscellaneous Contractual Exp	Health	Home - ARP	5/18/2026	2,090.00
Scott R. Woeppel dba Elgin Rental Properties, LLC	Miscellaneous Contractual Exp	Health	Home - ARP	5/18/2026	1,150.00
Scott R. Woeppel dba Elgin Rental Properties, LLC	Miscellaneous Contractual Exp	Health	Home - ARP	5/18/2026	1,125.00
Shodeen Family Property Co, LLC	Miscellaneous Contractual Exp	Health	Home - ARP	5/18/2026	1,655.00
Thompson Capital Investments, LLC	Miscellaneous Contractual Exp	Health	Home - ARP	5/18/2026	3,140.00
Tridev Realty, LLC	Miscellaneous Contractual Exp	Health	Home - ARP	5/18/2026	1,700.00
Tridev Realty, LLC	Miscellaneous Contractual Exp	Health	Home - ARP	5/18/2026	1,700.00
Tridev Realty, LLC	Miscellaneous Contractual Exp	Health	Home - ARP	5/18/2026	1,700.00
UP Hanover Landing, LP	Miscellaneous Contractual Exp	Health	Home - ARP	5/18/2026	1,125.00
UP Hanover Landing, LP	Miscellaneous Contractual Exp	Health	Home - ARP	5/18/2026	1,125.00
UP Hanover Landing, LP	Miscellaneous Contractual Exp	Health	Home - ARP	5/18/2026	1,125.00
UP Hanover Landing, LP	Miscellaneous Contractual Exp	Health	Home - ARP	5/18/2026	1,125.00
Todd R Von Ohlen	Miscellaneous Contractual Exp	Health	Home - ARP	5/18/2026	1,450.00
Todd R Von Ohlen	Miscellaneous Contractual Exp	Health	Home - ARP	5/18/2026	1,250.00
Raquel S. Willis	Miscellaneous Contractual Exp	Health	Home - ARP	5/18/2026	2,500.00
ENCAP, Inc.	Grant Pass Thru	Environmental Management	Stormwater Management	5/18/2026	2,700.05
Hey & Associates, Inc.	Contractual/Consulting Services	Environmental Management	Stormwater Management	5/18/2026	766.25
Hampton Lenzini & Renwick, Inc.	Contractual/Consulting Services	County Board	Farmland Preservation	5/4/2026	2,470.00
Special Project Staffing dba The Salem Group	Contractual/Consulting Services	County Board	Farmland Preservation	5/4/2026	220.50
County of Kendall	Prepaid Expense		Workforce Development	5/18/2026	800.00
JP Morgan Chase Bank, N.A.	Prepaid Gasoline Card		Workforce Development	5/18/2026	842.00
JP Morgan Chase Bank, N.A.	Conferences and Meetings	- WIOA 24	Workforce Development	5/18/2026	601.00
Paul F. Bleers	Employee Mileage Expense	- WIOA 24	Workforce Development	5/4/2026	17.44
Paul F. Bleers	Employee Mileage Expense	- WIOA 24	Workforce Development	5/4/2026	16.43
Paul F. Bleers	Employee Mileage Expense	- WIOA 24	Workforce Development	5/18/2026	17.31
Keelin J. Murphy	Employee Mileage Expense	- WIOA 24	Workforce Development	5/18/2026	47.56
Keelin J. Murphy	Employee Mileage Expense	- WIOA 24	Workforce Development	5/18/2026	8.70
Martha Paschke	Employee Mileage Expense	- WIOA 24	Workforce Development	5/18/2026	60.80
Martha Paschke	Employee Mileage Expense	- WIOA 24	Workforce Development	5/18/2026	76.06
APS Training Institute, Inc.	Miscellaneous Contractual Exp	- WIOA 24	Workforce Development	5/4/2026	900.00
The MSW Coach, LLC	Miscellaneous Contractual Exp	- WIOA 24	Workforce Development	5/4/2026	2,206.82
Avid Associates, LLC dba Avid CNA School	DT ITA	- WIOA 24	Workforce Development	5/4/2026	1,985.00
Judson University A Baptist Institution	DT ITA	- WIOA 24	Workforce Development	5/4/2026	5,670.00
Rock Gate Capital, LLC dba 160 Driving Academy	DT ITA	- WIOA 24	Workforce Development	5/4/2026	5,401.00
Waubonsee Community College	DT ITA	- WIOA 24	Workforce Development	5/4/2026	11,184.74
West Chicago Professional Center, Inc.	DT ITA	- WIOA 24	Workforce Development	5/4/2026	5,000.00
West Chicago Professional Center, Inc.	DT ITA	- WIOA 24	Workforce Development	5/4/2026	5,950.00
Waubonsee Community College	DT ITA	- WIOA 24	Workforce Development	5/18/2026	10,615.35
Verve College (PCCTI)	DT ITA	- WIOA 24	Workforce Development	5/18/2026	2,286.00
Mechanics Local 701 Training Fund	DT ITA	- WIOA 24	Workforce Development	5/18/2026	900.00
Rasmussen University	DT ITA	- WIOA 24	Workforce Development	5/18/2026	1,666.67
Computer Training Source, Inc.	DT ITA	- WIOA 24	Workforce Development	5/18/2026	2,160.00
The MSW Coach, LLC	DT Class Size Training	- WIOA 24	Workforce Development	5/4/2026	825.00
Kannon Exton	SS Transportation Assistance	- WIOA 24	Workforce Development	5/4/2026	39.31
Brady Morales	SS Transportation Assistance	- WIOA 24	Workforce Development	5/4/2026	120.35
Angelica Rodriguez	SS Transportation Assistance	- WIOA 24	Workforce Development	5/4/2026	256.08
Angelica Rodriguez	SS Transportation Assistance	- WIOA 24	Workforce Development	5/18/2026	78.40
Devin Pickenpack	SS Transportation Assistance	- WIOA 24	Workforce Development	5/18/2026	195.75
Devin Pickenpack	SS Transportation Assistance	- WIOA 24	Workforce Development	5/18/2026	26.10
Jessica Fredericks	SS Transportation Assistance	- WIOA 24	Workforce Development	5/18/2026	299.00

VENDOR	NATURE OF CLAIM	OFFICE / DEPARTMENT	FUND	DATE PAID	AMOUNT PAID
Jessica Fredericks	SS Transportation Assistance	- WIOA 24	Workforce Development	5/18/2026	224.25
Jessica Fredericks	SS Transportation Assistance	- WIOA 24	Workforce Development	5/18/2026	299.00
Rickell M. Woods	Employee Mileage Expense	- WIOA 24	Workforce Development	5/4/2026	69.17
Rickell M. Woods	Employee Mileage Expense	- WIOA 24	Workforce Development	5/18/2026	58.73
Alannis L. Munoz	Employee Mileage Expense	- WIOA 24	Workforce Development	5/18/2026	43.50
Rock Gate Capital, LLC dba 160 Driving Academy	DT ITA	- WIOA 24	Workforce Development	5/4/2026	5,326.00
Waubonsee Community College	DT ITA	- WIOA 24	Workforce Development	5/18/2026	447.00
West Chicago Professional Center, Inc.	DT ITA	- WIOA 24	Workforce Development	5/18/2026	4,950.00
Follett Higher Education Group, LLC	DT ITA	- WIOA 24	Workforce Development	5/18/2026	92.44
Casandra Montes Aguilar	SS Transportation Assistance	- WIOA 24	Workforce Development	5/4/2026	85.96
Casandra Montes Aguilar	SS Transportation Assistance	- WIOA 24	Workforce Development	5/4/2026	257.88
Casandra Montes Aguilar	SS Transportation Assistance	- WIOA 24	Workforce Development	5/4/2026	356.12
Dian L. Williams	SS Transportation Assistance	- WIOA 24	Workforce Development	5/4/2026	154.28
Vianka I. Mercado-Corona	SS Transportation Assistance	- WIOA 24	Workforce Development	5/4/2026	707.04
Vianka I. Mercado-Corona	SS Transportation Assistance	- WIOA 24	Workforce Development	5/4/2026	198.66
Vianka I. Mercado-Corona	SS Transportation Assistance	- WIOA 24	Workforce Development	5/18/2026	467.71
Masood Abdurrab	SS Transportation Assistance	- WIOA 24	Workforce Development	5/18/2026	668.32
Eve Linden	SS Transportation Assistance	- WIOA 24	Workforce Development	5/18/2026	720.67
Eve Linden	SS Transportation Assistance	- WIOA 24	Workforce Development	5/18/2026	144.13
Masood Abdurrab	SS Other Supportive Services	- WIOA 24	Workforce Development	5/18/2026	85.00
Samantha Horner	SS Other Supportive Services	- WIOA 24	Workforce Development	5/18/2026	200.00
Samantha Horner	SS Other Supportive Services	- WIOA 24	Workforce Development	5/18/2026	107.00
Samantha Horner	SS Other Supportive Services	- WIOA 24	Workforce Development	5/18/2026	67.00
Dian L. Williams	SS Other Supportive Services	- WIOA 24	Workforce Development	5/18/2026	66.12
Avid Associates, LLC dba Avid CNA School	DT ITA	- WIOA 24	Workforce Development	5/4/2026	1,985.00
Follett Higher Education Group, LLC	DT ITA	- WIOA 24	Workforce Development	5/18/2026	118.00
Mechanics Local 701 Training Fund	DT ITA	- WIOA 24	Workforce Development	5/18/2026	2,200.00
North Shore College	DT ITA	- WIOA 24	Workforce Development	5/18/2026	2,850.00
Rock Valley College	DT ITA	- WIOA 24	Workforce Development	5/18/2026	240.00
Rechelle E. Santos	DT ITA	- WIOA 24	Workforce Development	5/18/2026	339.84
Rechelle E. Santos	DT ITA	- WIOA 24	Workforce Development	5/18/2026	1,088.91
Elisia J. Jarrett	SS Transportation Assistance	- WIOA 24	Workforce Development	5/4/2026	375.56
Elisia J. Jarrett	SS Transportation Assistance	- WIOA 24	Workforce Development	5/4/2026	272.59
Shari D. Penn	SS Transportation Assistance	- WIOA 24	Workforce Development	5/18/2026	225.04
Shari D. Penn	SS Transportation Assistance	- WIOA 24	Workforce Development	5/18/2026	450.08
Shari D. Penn	SS Transportation Assistance	- WIOA 24	Workforce Development	5/18/2026	450.08
Rock Gate Capital, LLC dba 160 Driving Academy	DT ITA	- WIOA 24	Workforce Development	5/4/2026	5,401.00
Verve College (PCCTI)	DT ITA	- WIOA 24	Workforce Development	5/4/2026	4,000.00
Waubonsee Community College	DT ITA	- WIOA 24	Workforce Development	5/4/2026	2,651.64
Waubonsee Community College	DT ITA	- WIOA 24	Workforce Development	5/18/2026	4,984.93
Computer Training Source, Inc.	DT ITA	- WIOA 24	Workforce Development	5/18/2026	440.00
Follett Higher Education Group, LLC	DT ITA	- WIOA 24	Workforce Development	5/18/2026	201.45
Rasmussen University	DT ITA	- WIOA 24	Workforce Development	5/18/2026	2,790.72
Dawn E. Garner	SS Other Supportive Services	- WIOA 24	Workforce Development	5/4/2026	37.00
JP Morgan Chase Bank, N.A.	Conferences and Meetings	- WIOA 24	Workforce Development	5/18/2026	394.00
Paul F. Bleers	Employee Mileage Expense	- WIOA 24	Workforce Development	5/4/2026	17.43
Paul F. Bleers	Employee Mileage Expense	- WIOA 24	Workforce Development	5/4/2026	13.44
Paul F. Bleers	Employee Mileage Expense	- WIOA 24	Workforce Development	5/18/2026	14.16
Keelin J. Murphy	Employee Mileage Expense	- WIOA 24	Workforce Development	5/18/2026	47.56
Keelin J. Murphy	Employee Mileage Expense	- WIOA 24	Workforce Development	5/18/2026	8.70
Martha Paschke	Employee Mileage Expense	- WIOA 24	Workforce Development	5/18/2026	71.37
Martha Paschke	Employee Mileage Expense	- WIOA 24	Workforce Development	5/18/2026	79.16
APS Training Institute, Inc.	Miscellaneous Contractual Exp	- WIOA 24	Workforce Development	5/4/2026	1,350.00
The MSW Coach, LLC	Miscellaneous Contractual Exp	- WIOA 24	Workforce Development	5/4/2026	3,310.23

VENDOR	NATURE OF CLAIM	OFFICE / DEPARTMENT	FUND	DATE PAID	AMOUNT PAID
CDL America, Inc.	DT ITA	- WIOA 24	Workforce Development	5/4/2026	5,015.00
COMNet Group Incorporated	DT ITA	- WIOA 24	Workforce Development	5/4/2026	5,100.00
West Chicago Professional Center, Inc.	DT ITA	- WIOA 24	Workforce Development	5/4/2026	4,950.00
Waubonsee Community College	DT ITA	- WIOA 24	Workforce Development	5/4/2026	1,000.00
Waubonsee Community College	DT ITA	- WIOA 24	Workforce Development	5/18/2026	2,988.08
West Chicago Professional Center, Inc.	DT ITA	- WIOA 24	Workforce Development	5/18/2026	5,950.00
Computer Training Source, Inc.	DT ITA	- WIOA 24	Workforce Development	5/18/2026	4,345.00
Follett Higher Education Group, LLC	DT ITA	- WIOA 24	Workforce Development	5/18/2026	127.25
Joliet Junior College	DT ITA	- WIOA 24	Workforce Development	5/18/2026	4,950.00
CDL America, Inc.	DT ITA	- WIOA 24	Workforce Development	5/18/2026	6,906.00
The MSW Coach, LLC	DT Class Size Training	- WIOA 24	Workforce Development	5/4/2026	275.00
Rock Gate Capital, LLC dba 160 Driving Academy	SS Other Supportive Services	- WIOA 24	Workforce Development	5/4/2026	2,500.00
JP Morgan Chase Bank, N.A.	Conferences and Meetings	- WIOA 24	Workforce Development	5/18/2026	45.00
Rickell M. Woods	Employee Mileage Expense	- WIOA 24	Workforce Development	5/4/2026	61.33
Rickell M. Woods	Employee Mileage Expense	- WIOA 24	Workforce Development	5/18/2026	71.77
Alannis L. Munoz	Employee Mileage Expense	- WIOA 24	Workforce Development	5/18/2026	43.50
Waubonsee Community College	DT ITA	- WIOA 24	Workforce Development	5/18/2026	2,638.25
America Business College, Inc.	DT ITA	- WIOA 24	Workforce Development	5/18/2026	8,000.00
IT Expert System, Inc.	DT ITA	- WIOA 24	Workforce Development	5/18/2026	2,800.00
Computer Training Source, Inc.	DT ITA	- WIOA 24	Workforce Development	5/4/2026	3,145.00
Verve College (PCCTI)	DT ITA	- WIOA 24	Workforce Development	5/4/2026	4,167.00
Rock Gate Capital, LLC dba 160 Driving Academy	DT ITA	- WIOA 24	Workforce Development	5/4/2026	5,401.00
Rock Gate Capital, LLC dba 160 Driving Academy	DT ITA	- WIOA 24	Workforce Development	5/18/2026	5,401.00
Waubonsee Community College	DT ITA	- WIOA 24	Workforce Development	5/18/2026	803.49
Computer Training Source, Inc.	DT ITA	- WIOA 24	Workforce Development	5/18/2026	3,495.00
Follett Higher Education Group, LLC	DT ITA	- WIOA 24	Workforce Development	5/18/2026	260.23
Juste Bertino K. Lagouwo	SS Transportation Assistance	- WIOA 24	Workforce Development	5/4/2026	907.43
Juste Bertino K. Lagouwo	SS Transportation Assistance	- WIOA 24	Workforce Development	5/4/2026	518.52
Warehouse Direct, Inc.	Office Supplies	- WIOA 25	Workforce Development	5/18/2026	17.98
Warehouse Direct, Inc.	Office Supplies	- WIOA 25	Workforce Development	5/18/2026	163.08
Warehouse Direct, Inc.	Office Supplies	- WIOA 25	Workforce Development	5/18/2026	83.52
Kerber, Eck, & Braeckel, LLP	Professional Services	- WIOA 25	Workforce Development	5/18/2026	2,710.00
JP Morgan Chase Bank, N.A.	Conferences and Meetings	- WIOA 25	Workforce Development	5/18/2026	222.50
Warehouse Direct, Inc.	Office Supplies	- WIOA 25	Workforce Development	5/18/2026	514.95
Warehouse Direct, Inc.	Office Supplies	- WIOA 25	Workforce Development	5/18/2026	524.90
JP Morgan Chase Bank, N.A.	Conferences and Meetings	- WIOA 25	Workforce Development	5/18/2026	133.50
Elgin Community College	Miscellaneous Contractual Exp	- WIOA 25	Workforce Development	5/4/2026	4,985.05
Elgin Community College	Work Based Learning Activities	- WIOA 25	Workforce Development	5/4/2026	3,443.17
Elgin Community College	Youth Supportive Services	- WIOA 25	Workforce Development	5/4/2026	464.44
JP Morgan Chase Bank, N.A.	Conferences and Meetings	- WIOA 25	Workforce Development	5/18/2026	39.00
Business and Career Services Incorporated	Miscellaneous Contractual Exp	- WIOA 25	Workforce Development	5/4/2026	12,686.06
Parents Alliance Employment Project	Miscellaneous Contractual Exp	- WIOA 25	Workforce Development	5/4/2026	4,213.79
Waubonsee Community College	Miscellaneous Contractual Exp	- WIOA 25	Workforce Development	5/4/2026	14,833.13
Waubonsee Community College	Miscellaneous Contractual Exp	- WIOA 25	Workforce Development	5/4/2026	15,525.26
Waubonsee Community College	Miscellaneous Contractual Exp	- WIOA 25	Workforce Development	5/18/2026	14,580.18
Business and Career Services Incorporated	Work Based Learning Activities	- WIOA 25	Workforce Development	5/4/2026	2,303.09
Parents Alliance Employment Project	Work Based Learning Activities	- WIOA 25	Workforce Development	5/4/2026	13,617.45
Waubonsee Community College	Work Based Learning Activities	- WIOA 25	Workforce Development	5/4/2026	11,158.83
Waubonsee Community College	Work Based Learning Activities	- WIOA 25	Workforce Development	5/4/2026	12,063.73
Waubonsee Community College	Work Based Learning Activities	- WIOA 25	Workforce Development	5/18/2026	10,799.63
Waubonsee Community College	Youth ITA	- WIOA 25	Workforce Development	5/4/2026	512.97
Waubonsee Community College	Youth ITA	- WIOA 25	Workforce Development	5/4/2026	43.75
Waubonsee Community College	Youth ITA	- WIOA 25	Workforce Development	5/18/2026	160.00
Parents Alliance Employment Project	Youth Supportive Services	- WIOA 25	Workforce Development	5/4/2026	1,250.00

VENDOR	NATURE OF CLAIM	OFFICE / DEPARTMENT	FUND	DATE PAID	AMOUNT PAID
Waubonsee Community College	Youth Supportive Services	- WIOA 25	Workforce Development	5/4/2026	2,266.60
Waubonsee Community College	Youth Supportive Services	- WIOA 25	Workforce Development	5/4/2026	1,119.64
Waubonsee Community College	Youth Supportive Services	- WIOA 25	Workforce Development	5/18/2026	1,150.55
Kishwaukee College	Miscellaneous Contractual Exp	- WIOA 25	Workforce Development	5/4/2026	12,231.25
Kishwaukee College	Miscellaneous Contractual Exp	- WIOA 25	Workforce Development	5/4/2026	10,416.48
Kishwaukee College	Work Based Learning Activities	- WIOA 25	Workforce Development	5/4/2026	13,225.41
Kishwaukee College	Work Based Learning Activities	- WIOA 25	Workforce Development	5/4/2026	11,821.83
Kishwaukee College	Youth ITA	- WIOA 25	Workforce Development	5/4/2026	8,157.99
Kishwaukee College	Youth Supportive Services	- WIOA 25	Workforce Development	5/4/2026	5,757.01
Kishwaukee College	Youth Supportive Services	- WIOA 25	Workforce Development	5/4/2026	821.59
Elgin Community College	Miscellaneous Contractual Exp	- WIOA 25	Workforce Development	5/4/2026	21,907.99
Elgin Community College	Work Based Learning Activities	- WIOA 25	Workforce Development	5/4/2026	11,804.90
Elgin Community College	Youth Supportive Services	- WIOA 25	Workforce Development	5/4/2026	1,273.00
Waubonsee Community College	Youth ITA	- WIOA 25	Workforce Development	5/4/2026	181.74
JP Morgan Chase Bank, N.A.	Software Licensing Cost	#NAME?	Workforce Development	5/18/2026	8,889.12
E J Rohn Company dba Specialty Mat Service	Professional Services	#NAME?	Workforce Development	5/18/2026	59.60
E J Rohn Company dba Specialty Mat Service	Professional Services	#NAME?	Workforce Development	5/18/2026	59.60
APlus Business Consulting, LLC	Janitorial Services	#NAME?	Workforce Development	5/4/2026	1,326.59
APlus Business Consulting, LLC	Janitorial Services	#NAME?	Workforce Development	5/18/2026	1,326.59
Batavia Enterprises Real Estate, LLC	Repairs and Maint- Buildings	#NAME?	Workforce Development	5/18/2026	874.57
Batavia Enterprises Real Estate, LLC	Repairs and Maint- Buildings	#NAME?	Workforce Development	5/18/2026	95.00
Cintas Corporation	Repairs and Maint- Buildings	#NAME?	Workforce Development	5/18/2026	393.49
Toshiba America Business Solutions, Inc	Repairs and Maint- Copiers	#NAME?	Workforce Development	5/18/2026	640.53
Rachel Burd	Employee Training	#NAME?	Workforce Development	5/4/2026	236.35
Emily Kruse	Employee Training	#NAME?	Workforce Development	5/4/2026	236.35
JP Morgan Chase Bank, N.A.	Office Supplies	#NAME?	Workforce Development	5/18/2026	(28.95)
The Pitney Bowes Bank Inc dba The Pitney Bowes Res	Postage	#NAME?	Workforce Development	5/18/2026	100.00
Nicor Gas Company	Utilities- Natural Gas	#NAME?	Workforce Development	5/4/2026	95.17
Nicor Gas Company	Utilities- Natural Gas	#NAME?	Workforce Development	5/4/2026	97.31
AT&T dba AT&T Enterprises, LLC	Telephone	#NAME?	Workforce Development	5/4/2026	28.27
JP Morgan Chase Bank, N.A.	Internet	#NAME?	Workforce Development	5/18/2026	322.48
JP Morgan Chase Bank, N.A.	Telephone	#NAME?	Workforce Development	5/18/2026	58.06
JP Morgan Chase Bank, N.A.	Internet	#NAME?	Workforce Development	5/18/2026	338.97
MCI	Telephone	#NAME?	Workforce Development	5/18/2026	50.40
JP Morgan Chase Bank, N.A.	Internet	#NAME?	Workforce Development	5/18/2026	204.90
E J Rohn Company dba Specialty Mat Service	Professional Services	#NAME?	Workforce Development	5/18/2026	56.77
E J Rohn Company dba Specialty Mat Service	Professional Services	#NAME?	Workforce Development	5/18/2026	56.77
APlus Business Consulting, LLC	Janitorial Services	#NAME?	Workforce Development	5/4/2026	1,263.41
APlus Business Consulting, LLC	Janitorial Services	#NAME?	Workforce Development	5/18/2026	1,263.41
Batavia Enterprises Real Estate, LLC	Repairs and Maint- Buildings	#NAME?	Workforce Development	5/18/2026	832.93
Cintas Corporation	Repairs and Maint- Buildings	#NAME?	Workforce Development	5/18/2026	374.76
Ann-Margaret Luciano	Employee Mileage Expense	#NAME?	Workforce Development	5/4/2026	184.37
Heidy Barrera	Employee Mileage Expense	#NAME?	Workforce Development	5/4/2026	130.50
Heidy Barrera	Employee Mileage Expense	#NAME?	Workforce Development	5/4/2026	131.88
Heidy Barrera	Employee Mileage Expense	#NAME?	Workforce Development	5/18/2026	129.92
Tasha Myles-Cash	Employee Mileage Expense	#NAME?	Workforce Development	5/18/2026	187.34
JP Morgan Chase Bank, N.A.	Office Supplies	#NAME?	Workforce Development	5/18/2026	242.20
Nicor Gas Company	Utilities- Natural Gas	#NAME?	Workforce Development	5/4/2026	90.63
Nicor Gas Company	Utilities- Natural Gas	#NAME?	Workforce Development	5/4/2026	92.68
AT&T dba AT&T Enterprises, LLC	Telephone	#NAME?	Workforce Development	5/4/2026	26.93
JP Morgan Chase Bank, N.A.	Internet	#NAME?	Workforce Development	5/18/2026	307.11
JP Morgan Chase Bank, N.A.	Communication/Web Host	#NAME?	Workforce Development	5/18/2026	1,076.00
JP Morgan Chase Bank, N.A.	Conferences and Meetings	#NAME?	Workforce Development	5/18/2026	15.00
Business and Career Services Incorporated	Miscellaneous Contractual Exp	#NAME?	Workforce Development	5/4/2026	5,801.26

VENDOR	NATURE OF CLAIM	OFFICE / DEPARTMENT	FUND	DATE PAID	AMOUNT PAID
Business and Career Services Incorporated	Work Based Learning Activities	#NAME?	Workforce Development	5/4/2026	2,112.15
Illinois Phlebotomy Services, LLC	Contractual/Consulting Services	State's Attorney	Kane County Law Enforcement	5/4/2026	850.00
Illinois Phlebotomy Services, LLC	Contractual/Consulting Services	State's Attorney	Kane County Law Enforcement	5/18/2026	425.00
Blade Electric & Technologies, LLC	Computers	Other- Countywide Expenses	Capital Projects	5/18/2026	22,960.00
Kronos SaaShr, Inc.	Computer Software- Capital	Other- Countywide Expenses	Capital Projects	5/18/2026	5,954.51
Belfor USA Group, Inc. dba Belfor Property	Building Improvements	Other- Countywide Expenses	Capital Projects	5/4/2026	50,425.38
Wight & Company	Building Improvements	Other- Countywide Expenses	Capital Projects	5/4/2026	42,335.00
TSI Commercial Floor Covering, Inc.	Building Improvements	Other- Countywide Expenses	Capital Projects	5/4/2026	4,892.00
TSI Commercial Floor Covering, Inc.	Building Improvements	Other- Countywide Expenses	Capital Projects	5/4/2026	1,508.00
Valdes Engineering Company	Building Improvements	Other- Countywide Expenses	Capital Projects	5/4/2026	19,856.00
Warehouse Direct, Inc.	Building Improvements	Other- Countywide Expenses	Capital Projects	5/18/2026	74,975.71
Warehouse Direct, Inc.	Building Improvements	Other- Countywide Expenses	Capital Projects	5/18/2026	15,765.00
Hartwig Mechanical, LLC	Building Improvements	Other- Countywide Expenses	Capital Projects	5/18/2026	2,880.00
Hartwig Mechanical, LLC	Building Improvements	Other- Countywide Expenses	Capital Projects	5/18/2026	9,441.00
Hartwig Mechanical, LLC	Building Improvements	Other- Countywide Expenses	Capital Projects	5/18/2026	900.00
Hartwig Mechanical, LLC	Building Improvements	Other- Countywide Expenses	Capital Projects	5/18/2026	80,442.90
MRRW Construction, LLC	Building Improvements	Other- Countywide Expenses	Judicial Facility Construction	5/18/2026	92,988.80
Dell Marketing LP	Contractual/Consulting Services	Other- Countywide Expenses	Judicial Facility Construction	5/4/2026	12,467.70
JP Morgan Chase Bank, N.A.	Contractual/Consulting Services	Other- Countywide Expenses	Judicial Facility Construction	5/18/2026	9,158.94
Gordon Flesch Company, Inc.	Special Purpose Equipment	Other- Countywide Expenses	Judicial Facility Construction	5/4/2026	23,746.00
DNM Sealcoating, Inc	Repairs and Maintenance- Roads	Development	Mill Creek Special Service Area	5/18/2026	9,740.00
Langton Snow Solutions dba Langton Group	Repairs and Maint- Grounds	Development	Mill Creek Special Service Area	5/4/2026	15,862.00
Menards, Inc.	Repairs and Maint- Grounds	Development	Mill Creek Special Service Area	5/4/2026	31.47
Safe Step, LLC	Repairs and Maint- Grounds	Development	Mill Creek Special Service Area	5/4/2026	34,530.80
WK Enterprises dba Aurora Sign Company	Repairs and Maint- Grounds	Development	Mill Creek Special Service Area	5/18/2026	1,669.50
JP Morgan Chase Bank, N.A.	Repairs and Maint- Grounds	Development	Mill Creek Special Service Area	5/18/2026	118.05
Rehm Electric Shop, Inc.	Intersect Lighting Services	Development	Mill Creek Special Service Area	5/4/2026	553.36
Securadyne Systems Intermediate LLC dba Adesta LLC	Miscellaneous Contractual Exp	Development	Mill Creek Special Service Area	5/18/2026	5,012.06
Brooke Roff	Operating Supplies	Development	Mill Creek Special Service Area	5/4/2026	40.60
Brooke Roff	Operating Supplies	Development	Mill Creek Special Service Area	5/18/2026	31.32
JP Morgan Chase Bank, N.A.	Operating Supplies	Development	Mill Creek Special Service Area	5/18/2026	224.00
ComEd	Utilities- Intersect Lighting	Development	Mill Creek Special Service Area	5/4/2026	127.02
ComEd	Utilities- Intersect Lighting	Development	Mill Creek Special Service Area	5/4/2026	39.87
ComEd	Utilities- Intersect Lighting	Development	Mill Creek Special Service Area	5/4/2026	50.65
ComEd	Utilities- Intersect Lighting	Development	Mill Creek Special Service Area	5/4/2026	51.42
ComEd	Utilities- Intersect Lighting	Development	Mill Creek Special Service Area	5/4/2026	38.45
ComEd	Utilities- Intersect Lighting	Development	Mill Creek Special Service Area	5/4/2026	52.54
ComEd	Utilities- Intersect Lighting	Development	Mill Creek Special Service Area	5/4/2026	56.47
ComEd	Utilities- Intersect Lighting	Development	Mill Creek Special Service Area	5/4/2026	47.01
ComEd	Utilities- Intersect Lighting	Development	Mill Creek Special Service Area	5/4/2026	50.14
ComEd	Utilities- Intersect Lighting	Development	Mill Creek Special Service Area	5/4/2026	15.39
ComEd	Utilities- Intersect Lighting	Development	Mill Creek Special Service Area	5/4/2026	47.06
ComEd	Utilities- Intersect Lighting	Development	Mill Creek Special Service Area	5/4/2026	141.99
ComEd	Utilities- Intersect Lighting	Development	Mill Creek Special Service Area	5/4/2026	79.41
ComEd	Utilities- Intersect Lighting	Development	Mill Creek Special Service Area	5/4/2026	127.62
ComEd	Utilities- Intersect Lighting	Development	Mill Creek Special Service Area	5/18/2026	262.71
Stanley Consultants, Inc.	Engineering Services	Transportation	North Impact Fees	5/18/2026	35,889.10
Martam Construction, Inc.	Road Construction	Transportation	Central Impact Fees	5/18/2026	83,304.75
CS Geologic, LLC	Engineering Services	Environmental Management	Enterprise Surcharge	5/18/2026	1,452.50
Clean Harbors Environmental Services, Inc.	Contractual/Consulting Services	Environmental Management	Enterprise Surcharge	5/18/2026	2,436.40
Clean Harbors Environmental Services, Inc.	Contractual/Consulting Services	Environmental Management	Enterprise Surcharge	5/18/2026	2,716.00
JP Morgan Chase Bank, N.A.	Professional Services	Environmental Management	Enterprise Surcharge	5/18/2026	36.49
JP Morgan Chase Bank, N.A.	Conferences and Meetings	Environmental Management	Enterprise Surcharge	5/18/2026	15.00
DS Services of America, Inc. dba Primo Water NA	Operating Supplies	Environmental Management	Enterprise Surcharge	5/18/2026	18.22

VENDOR	NATURE OF CLAIM	OFFICE / DEPARTMENT	FUND	DATE PAID	AMOUNT PAID
DS Services of America, Inc. dba Primo Water NA	Operating Supplies	Environmental Management	Enterprise Surcharge	5/18/2026	42.91
JP Morgan Chase Bank, N.A.	Operating Supplies	Environmental Management	Enterprise Surcharge	5/18/2026	402.24
JP Morgan Chase Bank, N.A.	Operating Supplies	Environmental Management	Enterprise Surcharge	5/18/2026	103.62
Waste Management of Illinois - West	Operating Supplies	Environmental Management	Enterprise Surcharge	5/18/2026	345.50
Northern Illinois Food Bank	Contractual/Consulting Services	Environmental Management	Enterprise Surcharge	5/18/2026	15,441.44
Gud Marketing, Inc.	Professional Services	Environmental Management	Enterprise Surcharge	5/18/2026	2,948.90
Gud Marketing, Inc.	Professional Services	Environmental Management	Enterprise Surcharge	5/18/2026	3,546.00
Gud Marketing, Inc.	Professional Services	Environmental Management	Enterprise Surcharge	5/18/2026	8,990.00
ne Bilezikian	Healthcare Employee Portion	Other- Countywide Expenses	Health Insurance Fund	5/18/2026	639.92
ne Bilezikian	Dental Employee Portion	Other- Countywide Expenses	Health Insurance Fund	5/18/2026	38.21
eterson	Retiree Payments	Other- Countywide Expenses	Health Insurance Fund	5/4/2026	711.61
Connor & Gallagher Benefit Services, Inc.	Contractual/Consulting Services	Other- Countywide Expenses	Health Insurance Fund	5/4/2026	10,416.67
Connor & Gallagher Benefit Services, Inc.	Contractual/Consulting Services	Other- Countywide Expenses	Health Insurance Fund	5/4/2026	10,416.67
Health Care Service Corporation dba BCBSIL	Healthcare - Stop Loss Insurance	Other- Countywide Expenses	Health Insurance Fund	5/18/2026	(1,227,830.18)
Fidelity Security Life Insurance Company (Eyemed)	Healthcare - Vision Insurance	Other- Countywide Expenses	Health Insurance Fund	5/18/2026	7,892.96
Cigna Health & Life Insurance Company	Healthcare - Dental Insurance	Other- Countywide Expenses	Health Insurance Fund	5/18/2026	72,770.32
Flexible Benefits Service, LLC	Healthcare - Medical Expense Reimbursement	Other- Countywide Expenses	Health Insurance Fund	5/4/2026	5,003.24
Flexible Benefits Service, LLC	Healthcare - Medical Expense Reimbursement	Other- Countywide Expenses	Health Insurance Fund	5/4/2026	7,913.41
Flexible Benefits Service, LLC	Healthcare - Medical Expense Reimbursement	Other- Countywide Expenses	Health Insurance Fund	5/18/2026	913.93
Flexible Benefits Service, LLC	Healthcare - Medical Expense Reimbursement	Other- Countywide Expenses	Health Insurance Fund	5/18/2026	2,646.91
Flexible Benefits Service, LLC	HSA Employee Accounts	Other- Countywide Expenses	Health Insurance Fund	5/29/2026	16,848.26
Health Care Service Corporation dba BCBSIL	Healthcare - Stop Loss Insurance	Other- Countywide Expenses	Health Insurance Fund	5/18/2026	120,806.37
Health Care Service Corporation dba BCBSIL	Self Insured Healthcare Claims	Other- Countywide Expenses	Health Insurance Fund	5/18/2026	1,565,444.18
Health Care Service Corporation dba BCBSIL	Self Insured Healthcare Claims Administration	Other- Countywide Expenses	Health Insurance Fund	5/18/2026	29,536.35
Health Care Service Corporation dba BCBSIL	Healthcare Facility Access Fee	Other- Countywide Expenses	Health Insurance Fund	5/18/2026	4,718.64
Health Care Service Corporation dba BCBSIL	Healthcare Credits	Other- Countywide Expenses	Health Insurance Fund	5/18/2026	(77,052.60)
Health Care Service Corporation dba BCBSIL	Healthcare - Stop Loss Insurance	Other- Countywide Expenses	Health Insurance Fund	5/18/2026	64,380.60
Health Care Service Corporation dba BCBSIL	Self Insured Healthcare Claims	Other- Countywide Expenses	Health Insurance Fund	5/18/2026	864,609.71
Health Care Service Corporation dba BCBSIL	Self Insured Healthcare Claims Administration	Other- Countywide Expenses	Health Insurance Fund	5/18/2026	34,800.58
Health Care Service Corporation dba BCBSIL	Healthcare HMO Managed Care Fee	Other- Countywide Expenses	Health Insurance Fund	5/18/2026	8,651.76
Health Care Service Corporation dba BCBSIL	Healthcare Physician Services Fee	Other- Countywide Expenses	Health Insurance Fund	5/18/2026	196,252.56
Health Care Service Corporation dba BCBSIL	Healthcare Credits	Other- Countywide Expenses	Health Insurance Fund	5/18/2026	(83,302.80)
AT&T dba AT&T Enterprises, LLC	Distribution	Information Technologies	911 Emergency Surcharge	5/18/2026	221.09
Voiance Language Services, LLC	Distribution	Information Technologies	911 Emergency Surcharge	5/18/2026	472.50
Voiance Language Services, LLC	Distribution	Information Technologies	911 Emergency Surcharge	5/18/2026	507.75
Tri-Com Central Dispatch/City of Geneva	Distribution	Information Technologies	Wireless 911	5/18/2026	180,048.88
Illinois Department of Revenue	Accrued Liabilities		Recorder's Rental Surcharge	5/1/2026	83,844.00
Flexible Benefits Service, LLC	Accrued Liabilities		Flexible Spending Account	5/4/2026	9,961.96
Flexible Benefits Service, LLC	Accrued Liabilities		Flexible Spending Account	5/4/2026	10,203.33
Flexible Benefits Service, LLC	Accrued Liabilities		Flexible Spending Account	5/18/2026	12,813.74
Flexible Benefits Service, LLC	Accrued Liabilities		Flexible Spending Account	5/18/2026	9,415.42
Office of the Illinois State Treasurer	Accrued Liabilities		County Clerk Domestic Violence	5/18/2026	1,400.00
IL Department of Public Health - Vital Records	Accrued Liabilities		Death Certificates	5/18/2026	11,980.00
Illinois Department of Revenue	Accrued Liabilities		State Real Estate Transfer Tax	5/1/2026	306,527.50
Hampton Lenzini & Renwick, Inc.	Engineering Services	Transportation	Plato Township	5/4/2026	4,551.89
Hampton Lenzini & Renwick, Inc.	Engineering Services	Transportation	Plato Township	5/4/2026	1,273.62
Hampton Lenzini & Renwick, Inc.	Engineering Services	Transportation	Plato Township	5/4/2026	2,276.73
Hampton Lenzini & Renwick, Inc.	Engineering Services	Transportation	Plato Township	5/4/2026	398.29
TOTAL				**2,099**	**$11,175,706.25**

STATE OF ILLINOIS)
SS.
COUNTY OF KANE)

FINANCE REPORT NO. TMP-26-820

MONTHLY FINANCE REPORTS

Kane County Finance Committee
Finance Department
Monthly Report
June 24, 2026

- **Financial Health Indicators**

★	**FY 2025 Surplus –** For all County Funds - County finishes with an estimated budgeted surplus of $12.2 million
★	**FY 2026 Revenues – All Funds** Major tax revenue sources within range State Sales Tax and RTA Sales Tax above FY 26 budget and above prior year by approximately $1.5 million
★	**FY 2026 Expenses – All Funds** Expenses to date by Office and Department within range taking into considerations front-loaded expenses such as yearly contractual service and software subscriptions paid at the beginning of the year, except for Sheriff – over on contractual services and commodities; KaneComm over on overtime
★	**FY 2026 - General Fund – General Account Budgeted Expenses** Budget to actual is within range
★	**FY 2026 General Fund – General Account Cash Flow** Cash balance is always at its lowest point in May and early June prior to receipt of first installment of property tax revenue. For these few months, the balance is well below the 90 day reserve requirement. Concern that it might get too low and thus not have sufficient cash to pay expenses. Solution – temporarily move cash from the General Fund – Special Reserve Account into the General Fund – General Account.
★	**FY 2026 General Fund – General Account – Use of Reserves** The 2026 budget uses fund balance reserves to "balance" budget instead of ensuring that budgeted expenses are paid with incoming new revenues. Risk is that fund balance reserves decline below County financial policy of maintaining 90 days of expenses as reserves.

Kane County Finance Committee
Finance Department
Monthly Report
June 24, 2026

General Fund – General Account

Revenue	2026 Amended Budget	2026 Expected	2026 Actual Amount	Difference - 2026 Expected to Actual	% Difference - 2026 Expected to Actual	Variance Indicator	Risk/Concern
Charges for Services	$ 11,220,734	$ 5,610,367	$ 5,799,381	$ 189,014	3%	Within Range	
Fines	2,368,621	1,184,311	387,683	(796,628)	-67%	Within Range	Back Taxes-Interest/Penalty budgeted $1.67m deposited YE
Grants	1,917,762	958,881	418,196	(540,685)	-56%	Within Range	Timing
Interest Revenue	1,545,266	772,633	505,083	(267,550)	-35%	Below Range	Interest Income posted through Apr26; Low cash in fund
Licenses and Permits	1,798,200	899,100	738,787	(160,313)	-18%	Below Range	Inspection permits/liquor licenses slightly below range
Other	408,731	204,366	228,627	24,262	12%	Within Range	
Other Taxes	51,543,249	23,623,989	24,196,232	572,243	2%	Within Range	
Property Taxes	37,623,175	1,813,143	1,813,143	0	0%	Within Range	
Reimbursements	10,800,612	5,400,306	5,166,739	(233,567)	-4%	Within Range	
Transfers In	4,572,617	4,572,617	4,543,201	(29,416)	-1%	Within Range	
Revenue Total	***$ 123,798,967***	***$ 45,039,712***	***$ 43,797,071***	***$ (1,242,641)***	***-3%***	Within Range	
Expenses							
Commodities	$ 5,014,855	$ 2,716,380	$ 3,338,552	$ 622,173	23%	Above Range	Sheriff $1.2m over budget; Sheriff has a ($269K) budget
Contractual Services	13,746,309	7,445,917	8,313,035	867,118	12%	Above Range	Sheriff $1.3m over budget compared to expected
Pers Svcs- Employee Benefits	14,109,141	7,054,571	7,620,661	566,090	8%	Above Range	More employees/Change in coverage selection
Pers Svcs- Salaries & Wages	91,859,266	44,163,109	41,039,663	(3,123,446)	-7%	Below Range	Circuit Clerk, Court Services, Sheriff, IT, SAO below range
Transfers Out	5,494,104	5,494,104	5,494,104	-	0%	Within Range	
Expenses Total	***$ 130,223,675***	***$ 66,874,080***	***$ 65,806,015***	***$ (1,068,066)***	***-2%***	Within Range	
Fund Balance Utilization	**$ (6,424,708)**	**$ (21,834,368)**	**$ (22,008,944)**	**$ (174,575)**	**1%**	Above Range	Actual revenue below expected

Kane County Finance Committee
Finance Department
Monthly Report
June 24, 2026

Total 2026 Budgeted, Expected, and Actual Expenses for all County Funds

Indicator - Expense Categories within range except for Sheriff – over on Contractual Services and Commodities; KaneComm over on Overtime

All Funds	Amended Budget	Expected	Actual	Difference - 2026 Expected to Actual	% Difference - 2026 Expected to Actual
Office/Department					
010 County Board	$ 12,771,004	$ 8,342,217	$ 5,132,387	$ (3,209,830)	38%
040 Finance	1,422,443	711,222	704,564	(6,657)	1%
060 Information Technologies	7,558,587	5,039,058	4,436,689	(602,369)	12%
080 Building Management	7,249,001	3,624,501	3,662,293	37,792	-1%
120 Human Resource Management	5,736,435	4,780,363	2,523,883	(2,256,479)	47%
140 County Auditor	387,607	193,804	155,395	(38,409)	20%
150 Treasurer/Collector	1,465,986	794,076	614,335	(179,740)	23%
170 Supervisor of Assessments	1,222,362	611,181	537,779	(73,402)	12%
190 County Clerk	6,137,053	3,068,527	2,270,786	(797,741)	26%
210 Recorder	1,684,960	1,053,100	834,816	(218,284)	21%
230 Regional Office of Education	398,262	207,428	203,308	(4,121)	2%
240 Judiciary and Courts	4,407,298	2,203,649	1,863,187	(340,462)	15%
250 Circuit Clerk	8,569,086	4,284,543	2,889,253	(1,395,290)	33%
300 State's Attorney	19,398,484	9,699,242	9,301,427	(397,815)	4%
360 Public Defender	5,209,745	2,604,873	2,351,499	(253,374)	10%
370 Law Library	371,827	185,914	153,890	(32,023)	17%
380 Sheriff	40,145,287	20,072,644	21,471,819	1,399,176	-7%
420 Merit Commission	88,654	44,327	35,922	(8,405)	19%
425 Kane Comm	3,254,430	1,627,215	1,719,472	92,257	-6%
430 Court Services	15,283,306	7,641,653	7,112,401	(529,252)	7%
490 Coroner	2,852,446	1,426,223	866,145	(560,078)	39%
500 Animal Control	1,399,378	699,689	631,720	(67,969)	10%
510 Emergency Management Services	597,853	298,927	274,698	(24,229)	8%
520 Transportation	119,222,790	59,611,395	14,833,758	(44,777,637)	75%
580 Health	19,515,430	9,757,715	7,447,780	(2,309,935)	24%
660 Veterans' Commission	713,191	356,596	304,655	(51,941)	15%
670 Environmental Management	2,248,676	1,124,338	609,531	(514,807)	46%
690 Development	12,069,866	6,034,933	3,034,070	(3,000,863)	50%
760 Debt Service	3,460,355	3,460,355	3,293,446	(166,909)	5%
800 Other- Countywide Expenses	89,640,965	48,555,523	42,435,668	(6,119,855)	13%
850 Other County-Wide Group Ins	15,302,644	7,651,322	7,452,686	(198,636)	3%
900 Contingency	79,674	39,837	-	(39,837)	100%
Total	**$ 409,865,085**	**$ 215,806,385**	**$ 158,135,703**	**$ (57,670,682)**	**27%**

Kane County Finance Committee
Finance Department
Monthly Report
June 24, 2026

Total 2026 Budgeted, Expected, and Actual Expenses for the General Fund General Account Fund

Indicator - Expense Categories within range except for Sheriff – over on Contractual Services and Commodities

General Fund - General Account				Difference -	% Difference -
	Amended			2026 Expected	2026 Expected
Offices/Departments	Budget	Expected	Actual	to Actual	to Actual
010 County Board	$ 1,231,515	$ 615,758	$ 564,683	$ (51,075)	8%
040 Finance	1,316,703	658,352	654,678	(3,674)	1%
060 Information Technologies	4,902,414	2,451,207	1,957,327	(493,880)	20%
080 Building Management	7,249,001	3,624,501	3,662,293	37,792	-1%
120 Human Resource Management	252,993	126,497	120,087	(6,410)	5%
140 County Auditor	381,107	190,554	148,398	(42,156)	22%
150 Treasurer/Collector	1,078,276	539,138	501,042	(38,096)	7%
170 Supervisor of Assessments	1,219,362	609,681	534,549	(75,132)	12%
190 County Clerk	5,878,776	2,939,388	2,232,142	(707,246)	24%
210 Recorder	712,403	356,202	322,305	(33,897)	10%
230 Regional Office of Education	398,262	199,131	203,308	4,177	-2%
240 Judiciary and Courts	4,171,199	2,085,600	1,789,759	(295,840)	14%
250 Circuit Clerk	4,997,491	2,498,746	1,981,566	(517,180)	21%
300 State's Attorney	11,899,616	5,949,808	5,936,501	(13,307)	0%
360 Public Defender	5,100,236	2,550,118	2,314,894	(235,224)	9%
380 Sheriff	37,153,553	18,576,777	19,674,148	1,097,371	-6%
420 Merit Commission	88,654	44,327	35,922	(8,405)	19%
430 Court Services	13,933,396	6,966,698	6,358,337	(608,361)	9%
490 Coroner	1,736,348	868,174	818,138	(50,036)	6%
510 Emergency Management Services	582,446	291,223	259,591	(31,632)	11%
670 Environmental Management	687,539	343,770	330,016	(13,754)	4%
690 Development	1,202,461	601,231	545,953	(55,277)	9%
800 Other- Countywide Expenses	8,747,280	7,400,000	7,407,695	7,695	0%
850 Other County-Wide Group Ins	15,302,644	7,651,322	7,452,686	(198,636)	3%
Total	**$ 130,223,675**	**$ 68,138,198**	**$ 65,806,015**	**$ (2,332,183)**	**3%**

Kane County Finance Committee
Finance Department
Monthly Report
June 24, 2026

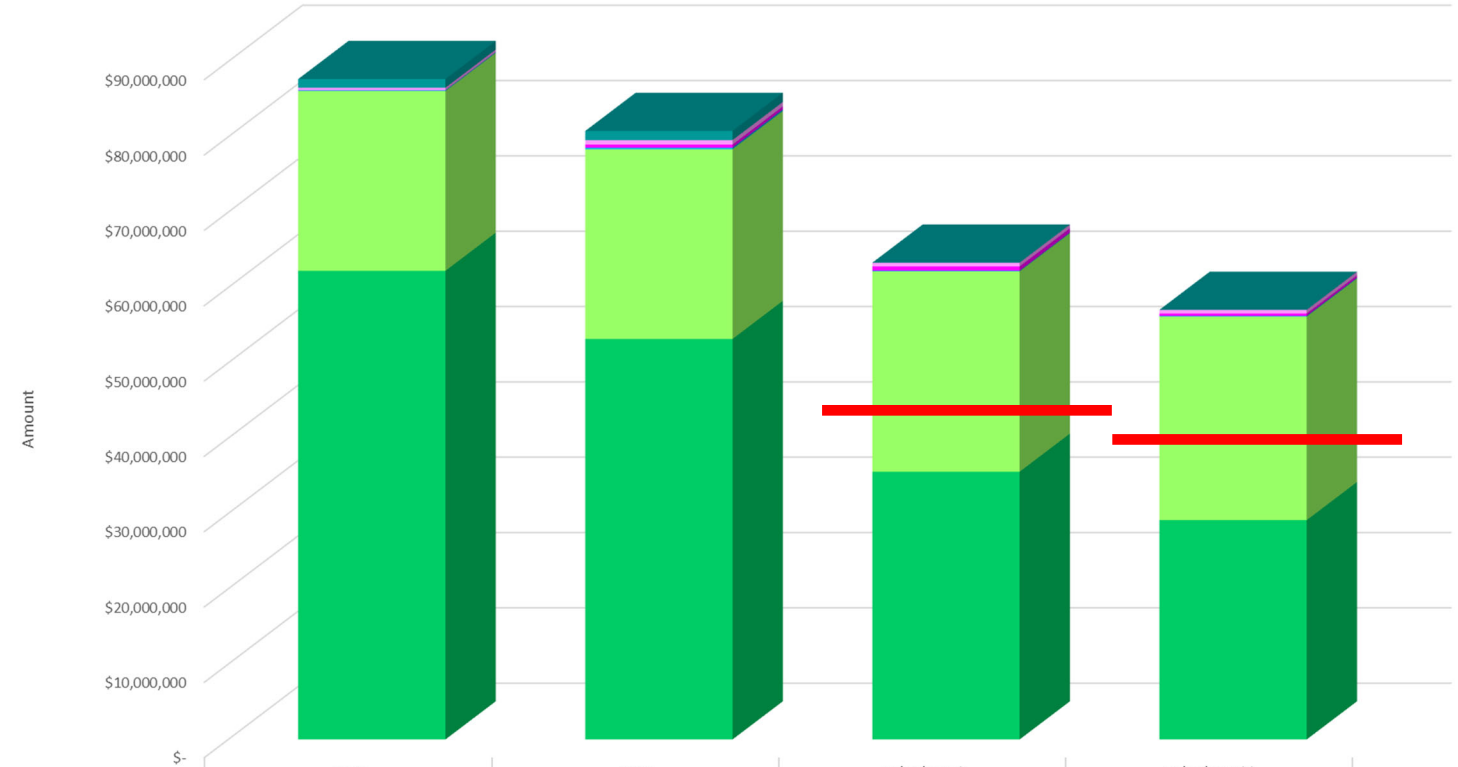

	2023	2024	11/30/2025*	11/30/2026**
Public Building Commission	$1,153,380	$1,218,655	$8,673	$9,000
Cost Share Drainage	$327,513	$596,481	$491,405	$485,000
Economic Development	$12,174	$406,461	$574,404	$315,000
Domestic Violence	$97,216	$203,681	$77,388	$87,880
Special Reserve	$23,865,627	$25,191,851	$26,605,263	$27,022,642
General Account	$62,214,761	$53,166,599	$35,541,481	$29,116,773

- FY 2025 forecasted to use $17.6 million in fund balance reserves
- FY 2026 budget to use $6.3 million in fund balance reserves

- 90 days of budgeted expenses
- FY 2025 90 day reserve on a $144 million budget is $36 million
- FY 2026 90 day reserve on a $130 million budget is $32.5 million

Kane County Finance Committee
Finance Department
Monthly Report
June 24, 2026

Cash Flow by Month – General Fund – General Account #001

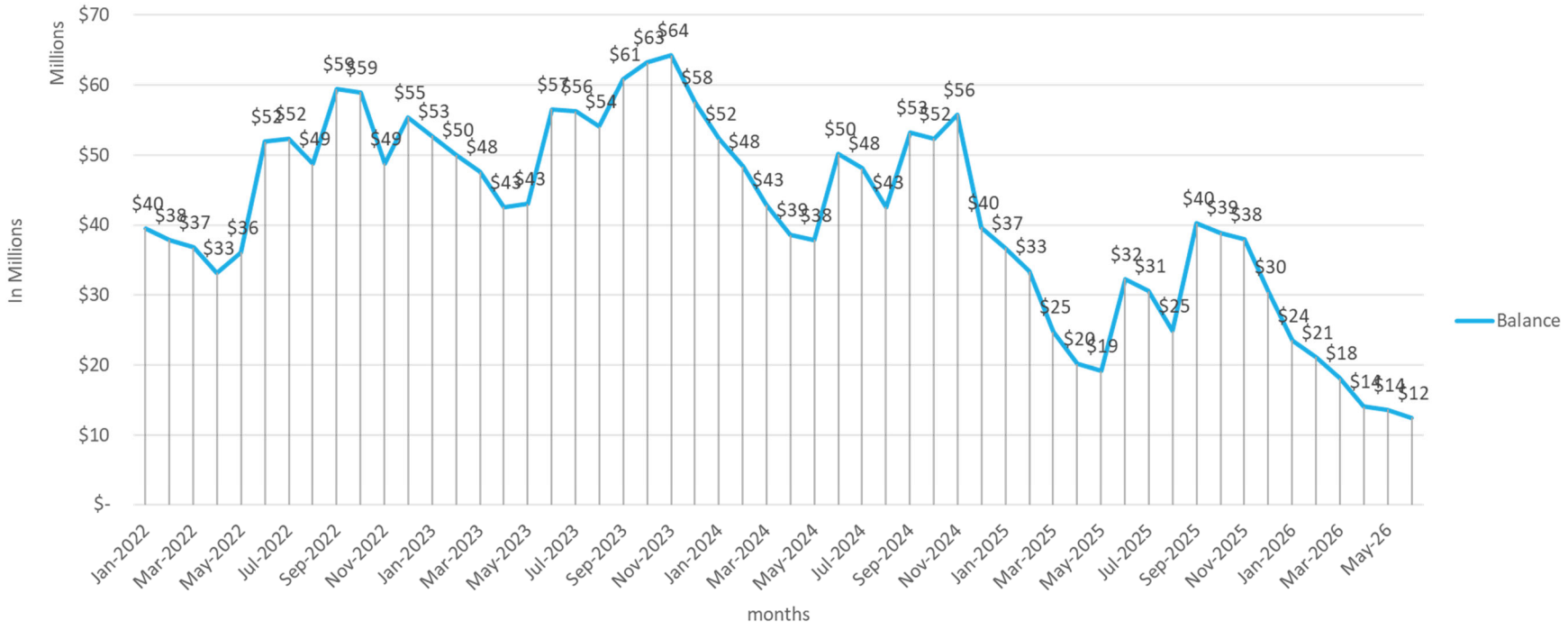

Cash Flow by Month – IMRF Fund #110

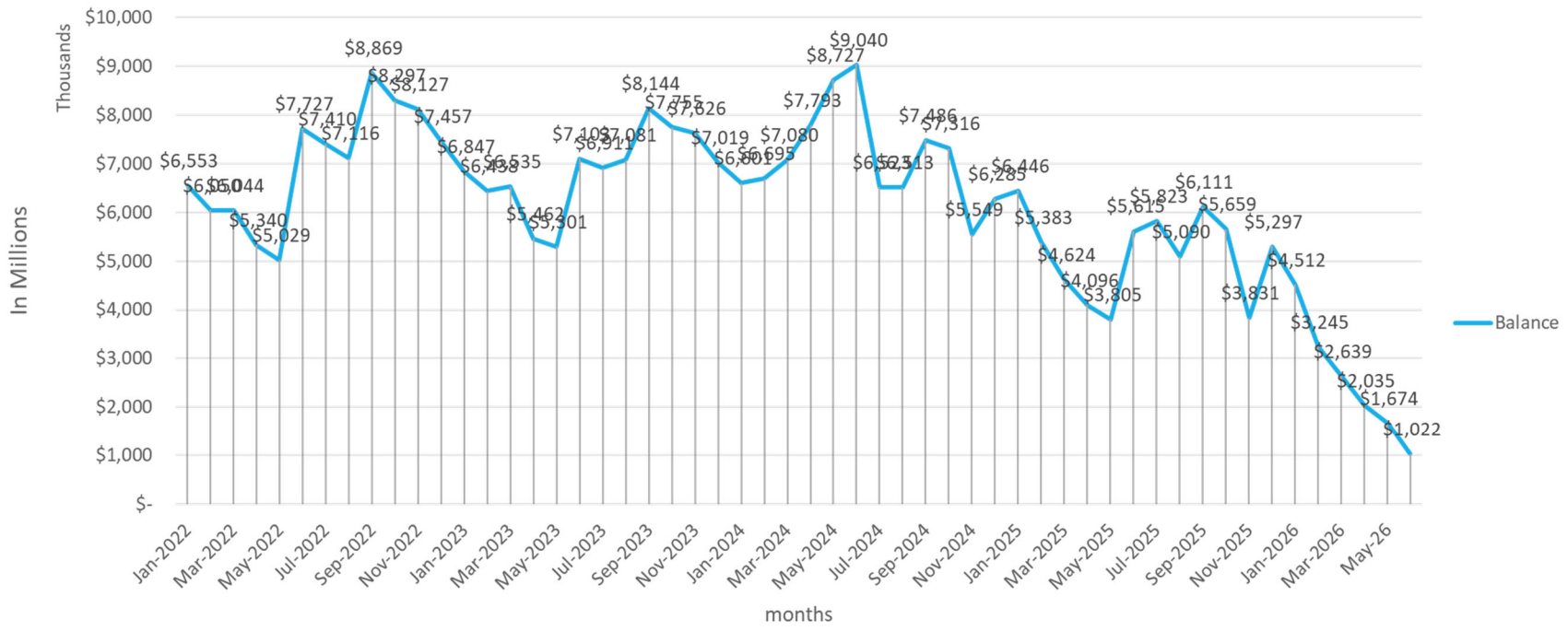

Kane County Finance Committee
Finance Department
Monthly Report
June 24, 2026

Cash Flow by Month – FICA/Social Security Fund #111

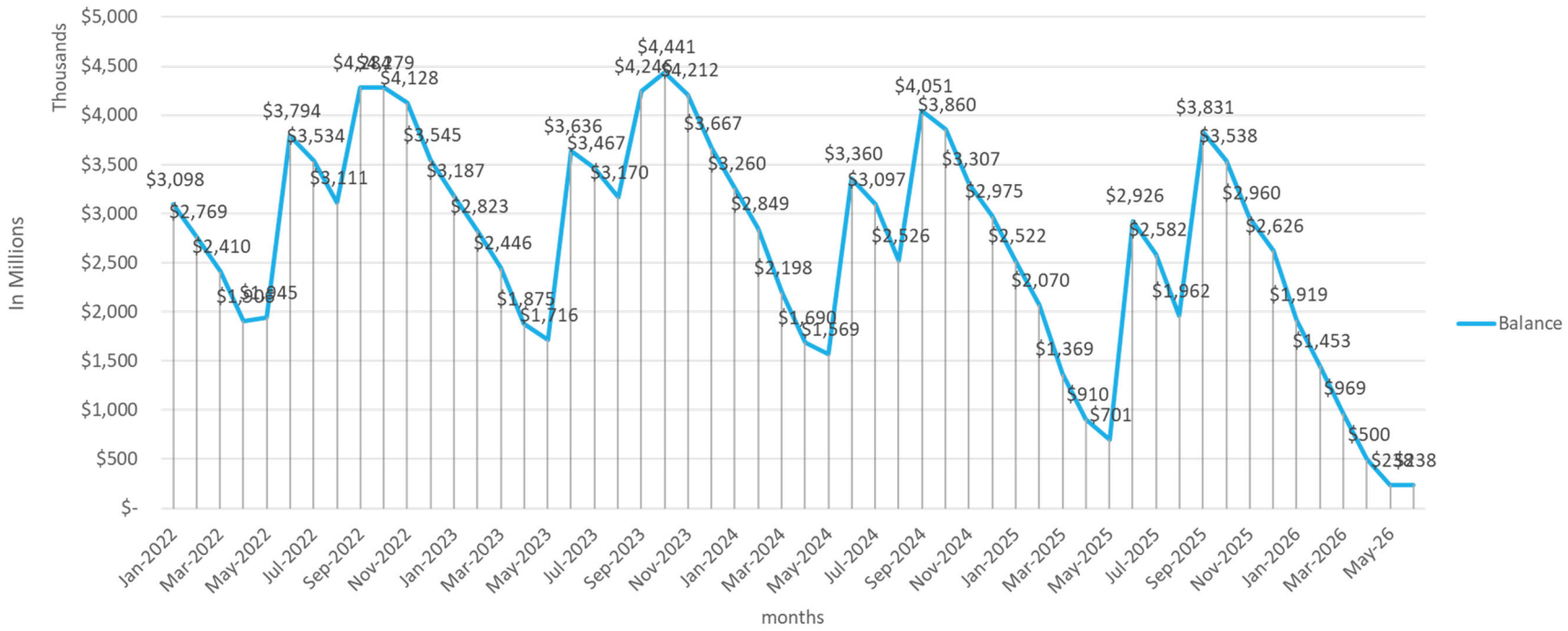

Cash Flow by Month – Special Reserve Fund #112

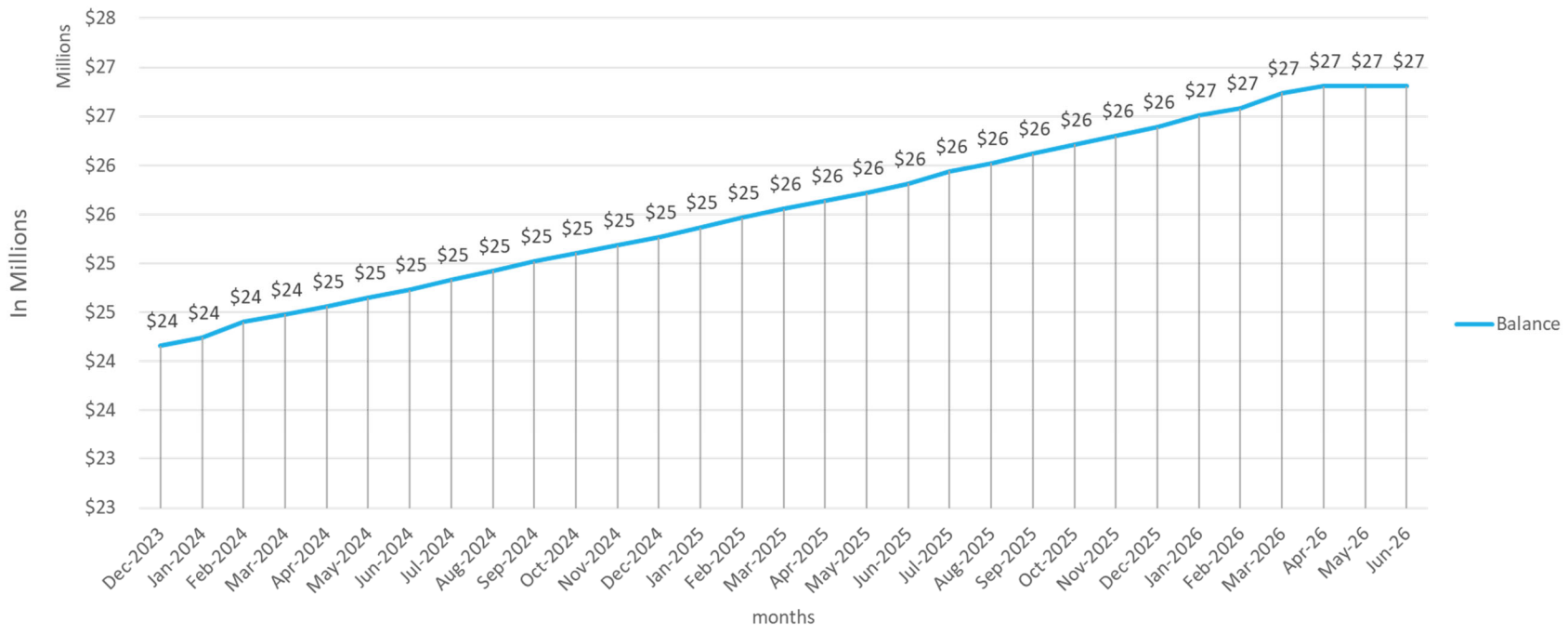

Cash and Investments – Negative Cash by Fund

Fund #	*Office/Department*	*Fund Name*	*Amount*	*Comments*
#020	N/A	The Stipend Fund	($932)	Pending posting of journal entry
#404	Health	Homeless Management Info Sys	($69,798)	Pending drawdown
#406	Development	OCR & Recovery Act Programs	($47,120)	Pending reclassification of transactions
#409	Health	Continuum of Care Planning Grant	($11,722)	Pending reclassification of transactions
#410	Development	Elgin CDBG	($3,561)	Pending closure of fund
#414	Health	HOME – ARP	($95,277)	Pending drawdown
#480	Workforce Development	Workforce Development	($767,441)	Res. 25-470 Interfund Loan w/ General Fund – General Account up to $500,000
#5314	Environment	45W185 Plank Road SSA SW 54	($3,897)	Pending property tax revenue
#5315	N/A	Boyer Road Special Service Area	($712)	Pending property tax revenue
#702	Sheriff	Sheriff's Detail Escrow	($932)	

Unearned Revenue (Liability Account)

Unearned revenue generally represents cash received for which the related expenses have not yet been incurred. Typically, at the County, unearned revenue is recorded when grant money is received in cash prior to identifying how the cash will be spent. Once expenses are identified and recorded, the Unearned Revenue is recorded as Revenue. As of September 19, 2025, the following Unearned Revenue is recorded on the County's general ledger:

Fund	*Amount*	*Description*
General Fund	$729,153	County Clerk grant
ARPA	$23,381,236	ARPA
HOME – ARPA	$63,428	
Farmland Preservation	$71,726	Farmland Preservation
Growing for Kane	$45,000	Food Growers Support

Kane County Finance Committee
Finance Department
Monthly Report
June 24, 2026

The following are various trend charts and graphs on County revenues

FY 2025 to Date				Change from Prior Year		Variance from 2025 Budget	
Tax Revenue	Prior Year YTD	Expected Revenue	FY 2025 Actual	Amount	%	Amount	%
Sales Tax	$ 25,920,915	$ 27,000,000	$ 29,074,917	$ 3,154,003	12%	$ 2,074,917	8%
Local Use Tax	2,173,371	2,500,000	891,671	(1,281,699)	-59%	(1,608,329)	-64%
RTA Sales Tax	26,091,497	26,877,449	28,934,008	2,842,510	11%	2,056,559	8%
State Income Tax	10,283,982	11,000,000	10,921,292	637,310	6%	(78,708)	-1%
Personal Property Replacement Tax	2,812,713	3,250,000	621,814	(2,190,899)	-78%	(2,628,186)	-81%
State Motor Fuel Tax	12,021,014	11,802,303	12,485,575	464,561	4%	683,272	6%
County Motor Fuel Tax	10,178,419	10,323,390	10,586,260	407,841	4%	262,870	3%
Total	$ 67,282,478	$ 70,627,449	$ 70,443,702	$ 3,161,224	5%	$ (183,747)	0%

variance < -11%	
variance between 10% to -10%	
variance > 11%	

Key Tax Revenue YTD Analysis

Tax Revenue	Prior Year YTD	Expected Revenue – 2026	FY 2026 Actual	Change from Prior Year Amount	Change from Prior Year %	Variance from 2026 Budget	Variance from 2026 Budget %
Sales Tax	$10,919,972	$11,666,667	$12,173,017	$1,253,046	11.5%	$506,351	4.3%
Sales Tax- RTA	$11,245,229	$11,422,915	$12,248,078	$1,002,848	8.9%	$825,162	7.2%
Income Tax	$6,205,150	$5,500,000	$6,367,222	$162,072	2.6%	$867,222	15.8%
Local Use Tax	$539,746	$183,333	$216,718	-$323,028	-59.8%	$33,385	18.2%
Motor Fuel Tax	$4,931,383	$5,166,667	$5,078,457	$147,074	3.0%	-$88,210	-1.7%
County Local Option Tax	$4,283,130	$4,367,917	$4,294,126	$10,996	0.3%	-$73,790	-1.7%
Personal Property ReplaceTax	$1,137,575	$833,333	$1,152,447	$14,872	1.3%	$319,114	38.3%
Total	**$39,262,186**	**$39,140,832**	**$41,530,065**	**$2,267,879**	**5.8%**	**$2,389,233**	**6.1%**

Legend	
Variance less than -11%	Light red
Variance between -10% and 10%	Light yellow
Variance greater than 11%	Green

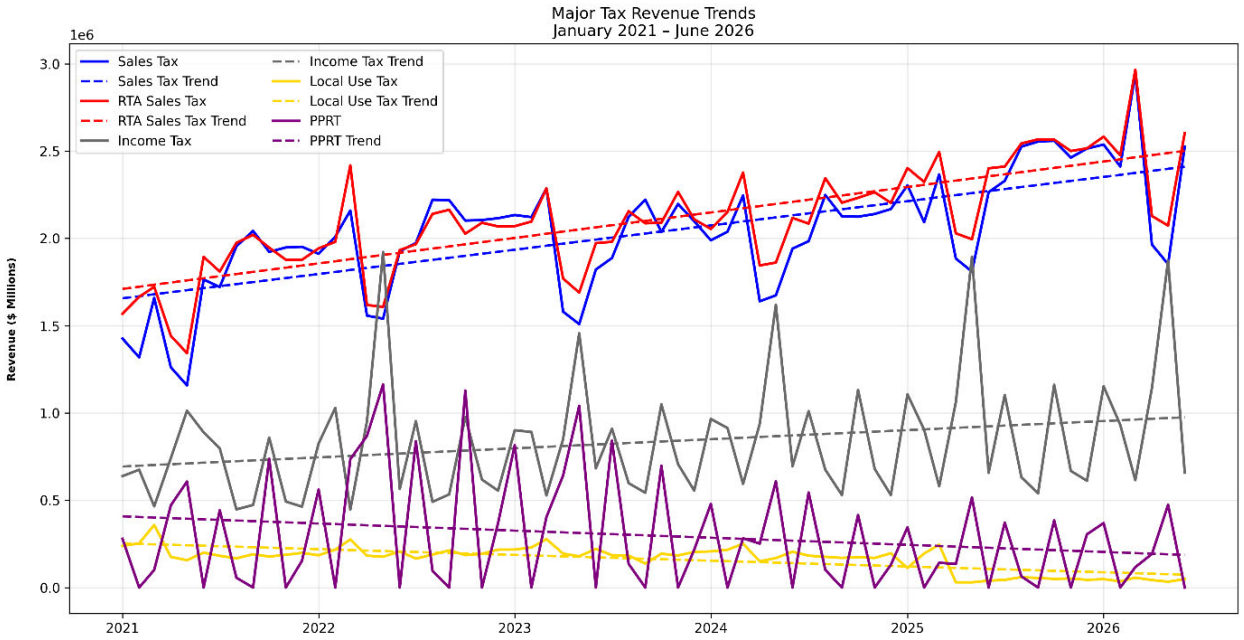
Major Tax Revenue Trends
January 2021 – June 2026
1e6
Revenue ($ Millions)
Sales Tax
Sales Tax Trend
RTA Sales Tax
RTA Sales Tax Trend
Income Tax
Income Tax Trend
Local Use Tax
Local Use Tax Trend
PPRT
PPRT Trend
3.0
2.5
2.0
1.5
1.0
0.5
0.0
2021
2022
2023
2024
2025
2026

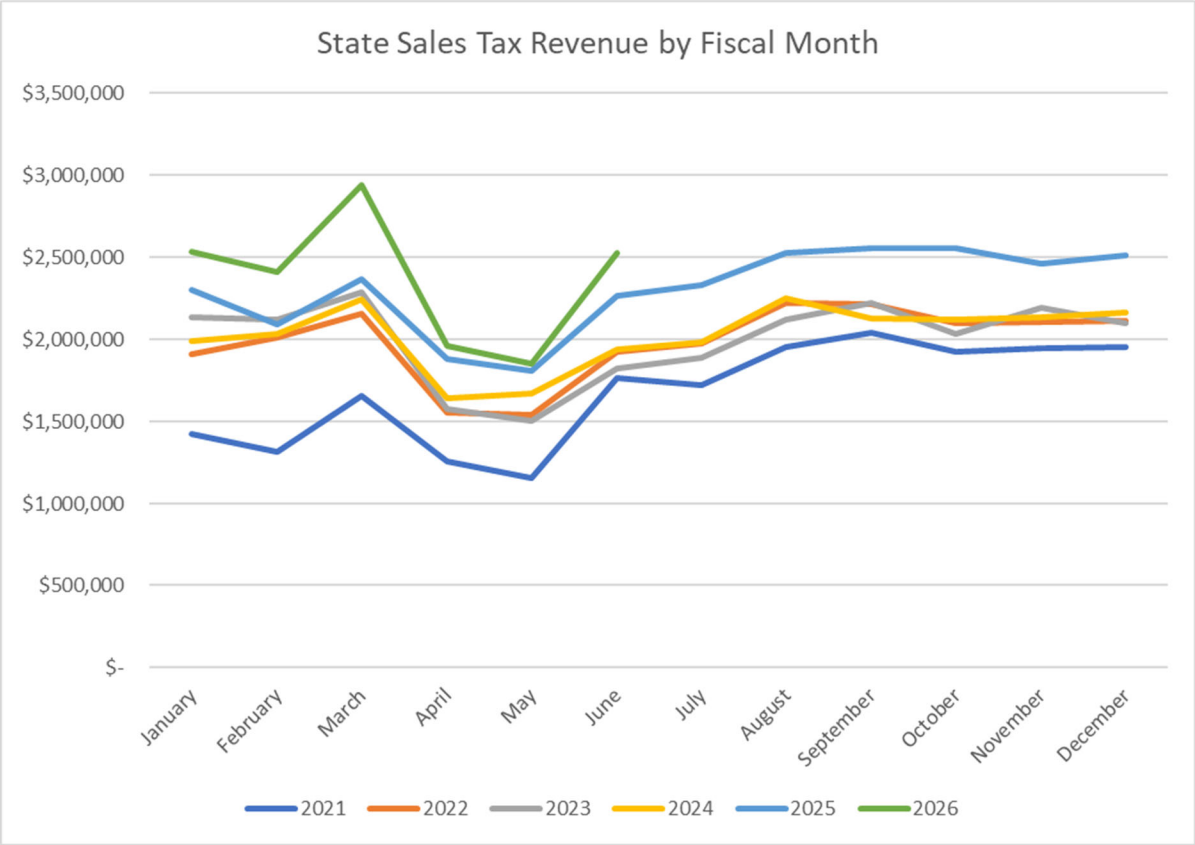
State Sales Tax Revenue by Fiscal Month
$3,500,000
$3,000,000
$2,500,000
$2,000,000
$1,500,000
$1,000,000
$500,000
$-
January
February
March
April
May
June
July
August
September
October
November
December
2021
2022
2023
2024
2025
2026

These tax revenues are deposited into the following funds:

Tax Revenue	Fund	Percentage Allocated
Sales Tax	General Fund	100%
Local Use Tax	General Fund	100%
RTA Sales Tax	General Fund	35%
RTA Sales Tax	Transportation Sales Tax Fund (KDOT)	50%
RTA Sales Tax	Public Safety Sales Tax Fund	9%
RTA Sales Tax	Judicial Technology Fund	6%
State Income Tax	General Fund	100%
Personal Property Replacement Tax	General Fund	100%
State Motor Fuel Tax*	Motor Fuel Tax Fund (KDOT)	100%
County Motor Fuel Tax **	County Motor Fuel Tax Fund (KDOT)	100%

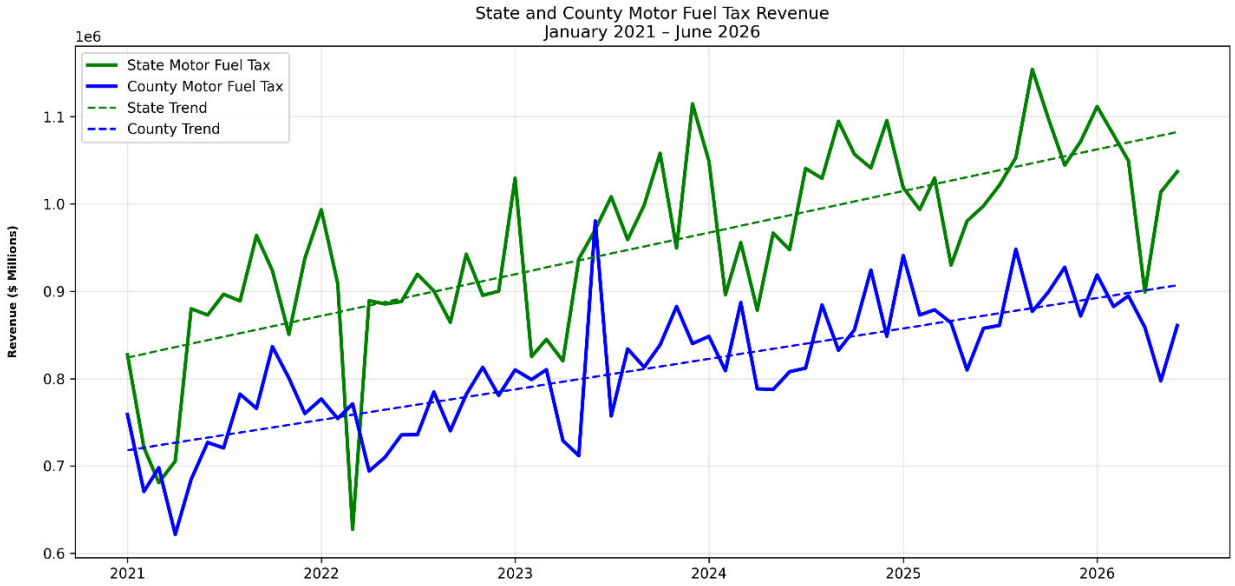

*On July 1, 2025, the State Motor Fuel Tax rate increased by 2.82% as the law requires a rate increase equal to the percentage increase, if any, in the Consumer Price Index. This is expected to generate an additional $400,000 more in revenue for the Kane County Division of Transportation.

**On July 1, 2026, the Local County Motor Fuel Tax rate will increase by 60% as the law requires a rate increase equal to the percentage increase, if any, in the Consumer Price Index. The rate will increase from 5.0 cents to 8.0 cents per gallon, is expected to generate approximately *$500,000 more in revenue per month* for the Kane County Division of Transportation. This increase is a result of a resolution adopted on October 22, 2025 by the Kane County Board.

Local Government Distributive Fund

A percentage of the following State of Illinois taxes are distributed to local governments based on population:

- **State Income Tax**

Effective Date	Individuals, Trusts, and Estates	Corporations	Electing Pass-Through Entities
August 1, 2017	6.06%	6.85%	
February 1, 2022			6.06%
August 1, 2022	6.16%	6.85%	6.16%
August 1, 2023	6.47%	6.85%	6.47%

Note: There is no increase or a reduction in the Local Government Distributive Fund (LGDF) funding formula in the State FY 2026 budget.

- **Local Use Tax**
  - Tax imposed on the user of tangible personal property that is purchased anywhere at retail. The State rates for use tax is 6.25% on general merchandise and 1.00% qualifying food, drugs and medical appliances
  - Percentage received by Counties is 16% of tax on general merchandise and 100% of the 1% tax on qualifying food, drug, and medical appliances
- **Changes in Use Tax & ROT Allocations**
  - "Beginning January 1, 2025, Public Act 103-0983 mandated that all retail sales originating from outside of Illinois and made to Illinois customers by retailers with physical presence nexus with Illinois are now subject to destination-based Retailers' Occupation Tax (ROT) rather than Use Tax (UT).
  - It is important to note that each unit of local government will be affected differently by this change in the law. Previously, Use Tax was collected statewide and allocated to local governments based on population, regardless of the shopping habits of residents. Now, ROT (sales tax) collections and allocations are determined by the jurisdiction where the item is shipped or delivered or at which possession is taken by the purchaser. As a result, local governments may experience fluctuations in allocations."
  - Per IDOR, "Basically, they have reduced the number of transactions that qualify as use tax, so that in turn reduces use tax disbursements."

- **Cannabis Regulation Tax (State)**
  - 8% of the State's cannabis taxes remaining after administrative and expungement costs are deposited into the Local Government Distributive Fund. The Cannabis Regulation Tax is deposited into a Special Revenue Fund #264 and is purpose restricted – only to be used for prevention and law enforcement training and is overseen by the Sheriff.

The State Income Tax and Local Use Tax revenues received by Kane County are deposited into the County's General Fund.

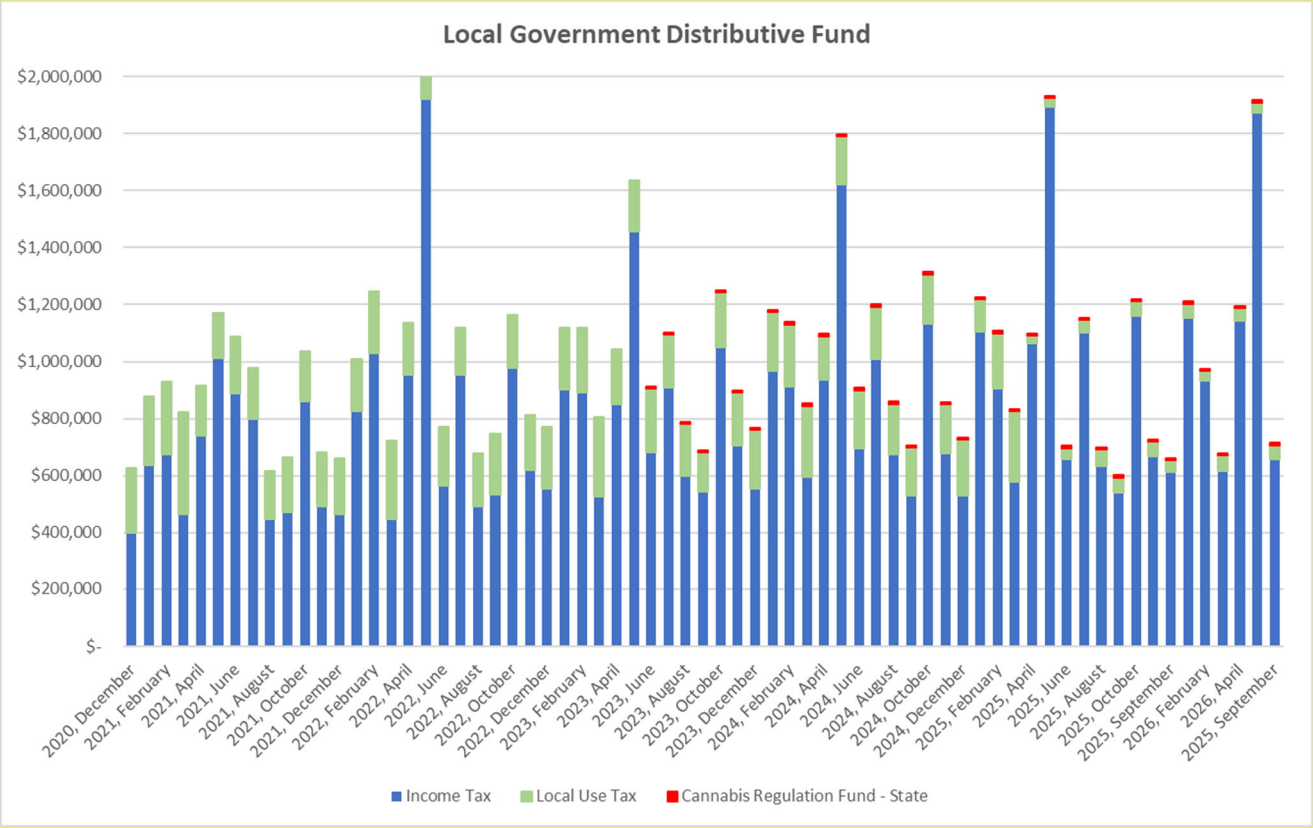

Personal Property Replacement Taxes (PPRT)

Personal Property Replacement Taxes are "revenues collected by the State of Illinois and paid to local governments to replace money that was lost by local governments when their powers to impose personal property taxes on corporations, partnerships, and other business entities were taken away. These taxes resulted when the new Illinois Constitution directed the legislature to abolish business personal property taxes and replace the revenue lost by local government units and school districts. In 1979, a law was enacted to provide for statewide taxes to replace the monies lost to local governments." Corporations, partnerships, trusts, and S corporations pay these taxes.

Eight distributions are sent each year to qualifying taxing districts (January, March, April, May, July, August, October, and December).

https://tax.illinois.gov/questionsandanswers/answer.242.html

State statute requires the Illinois Department of Revenue to provide an estimated entitlement of the amount of PPRT for Fiscal Year 2024 (July 1, 2023 to June 30, 2024). Per the Illinois Department of Revenue website, "The Fiscal Year 2024 PPRT allocations are estimated at $3.235 billion. This is a decrease of 28.8% from Fiscal Year 2023 PPRT allocations that totaled $4.541 billion." FY 2025 is now expected to be $200 million less than FY 2024.

*****Illinois Department of Revenue - May 2024 PPRT Statement*****

"Effective July 2023, IDOR adjusted its tax processing system to more accurately estimate future reallocations of Personal Property Replacement Tax (PPRT) and Local Government Distributive Fund (LGDF) distributions as required by statute. Due to the timing of the tax processing system update, it was expected that the reconciliation of payments and returns for tax year 2022 would result in a similar reallocation as occurred in 2021. However, due to a substantial quantity of amended tax returns, the reconciliation of tax year 2022 resulted in a greater reallocation than in tax year 2021.

The reallocation of tax year 2021 and 2022 receipts was caused by tax policy changes, such as the federal government enacting the State and Local Tax (SALT) deduction cap, the State of Illinois creation of the Pass-Through Entity Tax (PTE), and large increases in business income tax receipts.

The reallocation in fund distributions, which state statutes require, resulted in an increase in FY'24 LGDF allocations and a reduction in FY'24 PPRT allocations to taxing districts. The same will occur for the upcoming FY'25. This reallocation will result in a PPRT reduction for FY'25 of $1.021 billion compared to the $818 million reduction that occurred in FY'24.
May 30, 2024"

August 2025, the Illinois Department of Revenue provided an estimate of Personal Property Replacement Taxes by jurisdiction for the State Fiscal Year 2026 as follows

Fiscal Period	***Amount***
July 1, 2022 to June 30, 2023 – Actual	$ 5,332,410
July 1, 2023 to June 30, 2024 – Actual	$ 3,512,323
July 1, 2024 to June 30, 2025 – Actual	$ 2,328,985
July 1, 2025 to June 30, 2026 – Estimate	$ 2,376,974

Kane County PPRT taxes are deposited into Kane County's General Fund and revenue reported as of the County's Fiscal years ended November 30th are as follows:

Cannabis – Since June 2023

- County Cannabis Tax (CCAN) – The County has a 3.75% tax on Adult Use cannabis in unincorporated areas. This revenue is credited to the County's General Fund. 3.75% is the current maximum tax rate for unincorporated areas in Illinois. The County starting collecting this tax in August 2021.
- Cannabis Regulation Tax (State) - 8% of the State's cannabis taxes remaining after administrative and expungement costs are deposited into the Local Government Distributive Fund to support crime prevention programs, training, and interdiction efforts, including detection, enforcement, and prevention efforts, relating to the illegal cannabis market and driving under the influence of cannabis. This revenue is allocated to local governments based on population. This revenue is credited to Kane County's Special Revenue Fund #264 to be used for prevention and law enforcement training and is overseen by the Sheriff.

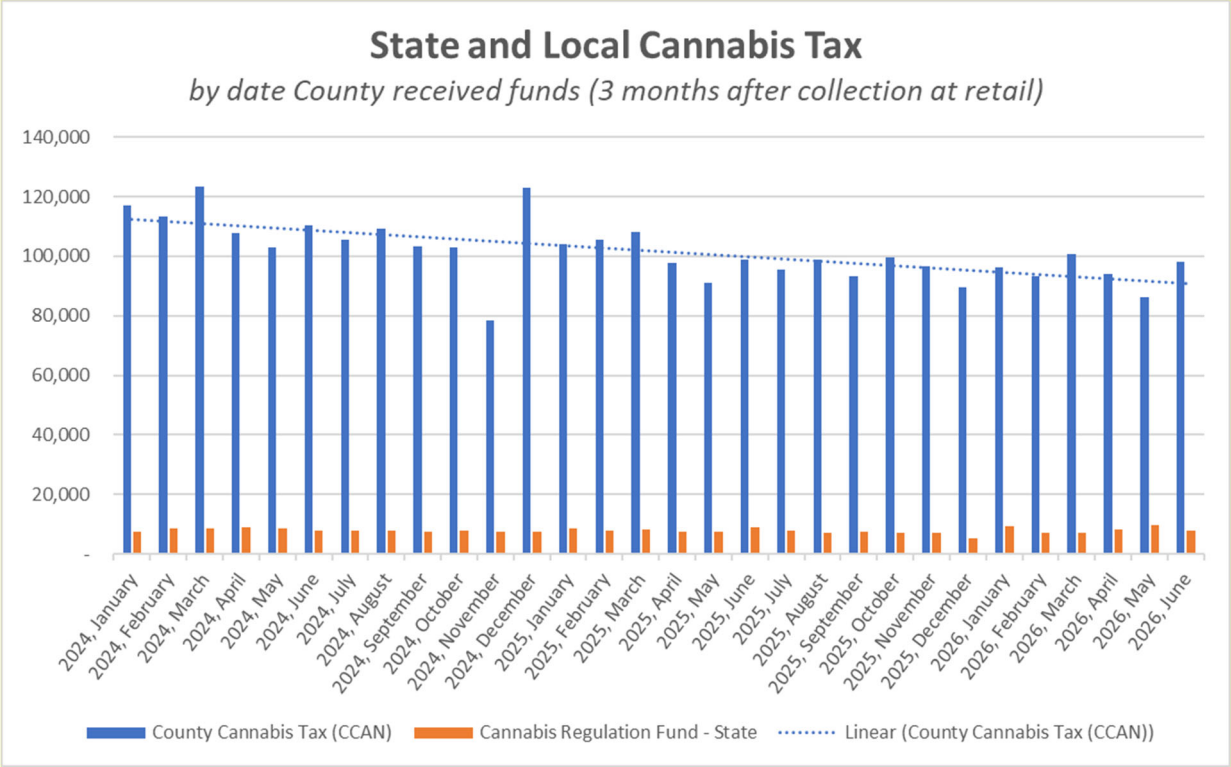

Collective Bargaining Agreements

The contract terms and status of the County's various Collective Bargaining Agreements are as listed below.

Bargaining Unit	Office/Department	Contract Term	2025 Increase over PY	2026 Increase over PY	2027 Increase over PY	2028 Increase over PY
AFSCME	Workforce Development	7-1-2017 to 6-30-2021				
PBLC	Sheriff Civilians	12-1-2022 to 11-30-2025	3%			
PBLC	Sheriff Corrections	12-1-2022 to 11-30-2025	4%			
Teamsters	Sheriff Court Security Sergeants	1-1-2023 to 11-30-2025	4%			
PBLC	Sheriff Maintenance and Janitor	1-1-2023 to 11-30-2025	3%			
PBLC	Kane Comm	1-1-2023 to 11-30-2026	3.50%	3%		
AFSCME	Judiciary, Court Services, Public Defender	12-1-2023 to 11-30-2026	6%	4%		
PBLC	Coroner	12-1-2023 to 11-30-2026	4%	3%		
Teamsters	Sheriff Court Security	12-1-2025 to 11-30-2027	6%	3%	3%	
MAP	Sheriff Peace Officers	12-1-2024 to 11-30-2027	6%	4%	4%	
AFSCME	County Clerk	12-1-2024 to 11-30-2027	3%	3%	3%	
AFSCME	Health	12-1-2024 to 11-30-2027	3%	3%	3%	
AFSCME	Circuit Clerk	12-1-2025 to 11-30-2027	3%	3%/4%	3%	
Teamsters	KDOT	11-1-2025 to 10-31-2028	4%	3%	3%	3%
Teamsters	Court Services	12-1-2025 to 11-30-2028	4%	4%	3%	3%

Kane County Finance Committee
Finance Department
Monthly Report
June 24, 2026

Total Salaries, including Overtime, by County Office/Department – ALL FUNDS *(Gross Salaries – does not include reimbursements)*

Department/Office	2016	2017	2018	2019	2020	2021	2022	2023	2024	2025	2026	2026 Forecast
010 County Board	$ 1,046,619	$ 1,048,501	$ 1,055,850	$ 1,029,409	$ 1,008,578	$ 971,572	$ 1,123,474	$ 1,112,695	$ 1,143,484	$ 1,161,608	$ 541,249	$ 1,125,797
040 Finance *	548,619	568,197	574,852	722,853	744,961	809,549	943,884	963,242	1,062,571	1,020,086	487,322	1,013,630
060 Information Technologies	2,851,836	3,130,587	3,176,755	3,273,675	3,557,734	3,579,393	3,731,749	3,711,000	4,275,969	4,448,715	2,183,440	4,541,555
080 Building Management	1,233,293	1,232,083	1,220,536	1,198,703	1,201,579	1,180,365	1,259,674	1,857,313	2,631,748	2,782,483	1,317,431	2,740,256
120 Human Resource Mgmt *	425,055	458,980	344,305	288,165	317,906	272,873	293,113	354,340	392,272	480,445	246,228	512,155
140 County Auditor	234,130	236,390	222,391	214,852	237,987	228,385	232,282	243,893	281,773	323,036	150,522	313,086
150 Treasurer/Collector	515,945	519,304	547,359	561,926	605,516	660,071	679,309	755,674	788,606	814,808	404,600	841,569
170 Supervisor of Assessments	845,914	828,705	811,244	792,108	831,411	845,732	848,964	887,727	1,013,989	1,039,437	508,546	1,057,777
190 County Clerk	1,288,807	1,702,772	2,109,955	1,871,284	2,447,629	2,239,791	2,612,416	2,291,476	3,259,716	2,714,348	1,550,663	3,225,378
210 Recorder	822,448	792,452	768,019	724,109	734,162	715,914	686,212	712,002	732,747	804,721	379,995	790,390
230 Regional Office of Education	258,646	262,934	258,176	261,700	270,614	263,893	337,158	362,305	376,276	412,507	203,308	422,880
240 Judiciary and Courts	1,399,334	1,371,965	1,364,683	1,368,285	1,506,824	1,581,796	1,695,748	1,861,234	2,078,263	2,214,623	1,051,307	2,186,718
250 Circuit Clerk	4,909,769	4,703,627	4,554,406	4,453,432	4,423,586	4,269,538	4,292,681	4,669,403	5,044,830	5,173,805	2,448,942	5,093,800
300 State's Attorney	6,429,063	6,471,906	6,535,922	6,558,605	7,064,340	8,060,253	9,281,958	10,851,388	14,243,014	15,596,800	7,703,608	16,023,505
360 Public Defender	2,928,419	3,206,013	3,165,197	3,185,760	3,199,989	3,318,534	3,507,808	3,587,209	4,384,316	4,666,895	2,239,013	4,657,148
370 Law Library	158,830	114,295	114,313	119,666	128,856	133,531	115,903	93,539	97,326	102,634	49,817	103,620
380 Sheriff	20,561,898	21,143,156	21,346,336	22,185,591	23,631,404	23,826,084	26,352,764	28,371,018	29,989,107	32,493,090	15,730,179	32,718,772
420 Merit Commission	55,116	68,761	69,427	69,113	58,857	66,255	63,575	63,003	67,144	61,647	28,790	59,884
425 Kane Comm	1,350,302	1,333,011	1,326,588	1,326,811	1,438,963	1,443,325	1,495,650	1,820,098	1,960,023	2,129,482	1,101,051	2,290,185
430 Court Services	8,773,104	8,989,953	8,679,622	9,092,715	9,417,024	9,450,226	9,821,756	10,621,185	11,697,446	11,732,329	5,677,985	11,810,208
490 Coroner	637,880	588,360	590,816	628,314	648,990	715,456	781,458	828,786	918,272	957,390	494,371	1,028,292
500 Animal Control	421,986	418,742	405,849	414,709	427,994	462,952	595,231	666,127	736,051	776,176	374,537	779,037
510 Emergency Management Services	162,145	163,142	132,433	-	-	-	-	325,786	408,790	485,914	243,202	505,860
520 Transportation	4,518,243	4,678,130	4,715,241	4,759,657	4,711,284	5,048,213	5,185,955	5,524,564	5,785,159	6,203,084	3,159,869	6,572,528
580 Health	3,156,784	3,006,028	2,893,972	2,971,306	3,827,527	3,874,297	3,504,441	3,886,397	4,735,186	5,291,006	2,532,555	5,267,714
660 Veterans' Commission	180,663	188,526	186,823	189,452	194,558	198,517	203,240	318,247	375,731	424,052	206,366	429,240
670 Environmental Mgmt	528,142	551,184	526,656	523,875	505,808	502,835	509,589	539,550	691,109	730,901	369,917	769,428
690 Development	1,042,212	1,116,749	1,137,344	1,182,720	1,255,335	1,351,831	1,380,479	1,538,715	1,910,629	1,949,040	860,731	1,790,321
800 Other- Countywide Expenses	409,866	425,826	346,977	191,952	156,445	322,377	256,933	445,553	779,201	868,606	454,237	944,812
Total	$ 67,695,068	$ 69,320,279	$ 69,182,049	$ 70,160,749	$ 74,555,860	$ 76,393,556	$ 81,793,405	$ 89,263,470	$ 101,860,747	$ 107,859,667	$ 52,699,781	$ 109,615,544

**** Payroll function was transferred from HR to Finance in 2019 which more properly segregates the duties of creating employees from paying employees***

Total Energy Costs *(Gross, does not include reimbursements)*

Utility Expense type	**2016**	**2017**	**2018**	**2019**	**2020**	**2021**	**2022**	**2023**	**2024**	**2025**	**2026**
60090 - Utilities- Sewer	$ 113,224	$ 125,302	$ 141,113	$ 139,946	$ 136,863	$ 138,959	$ 129,598	$ 157,035	$ 134,264	$ 156,040	$ 76,953
60100 - Utilities- Water	102,235	113,877	123,823	128,030	127,795	140,663	145,268	153,706	151,298	142,552	72,694
63000 - Utilities- Natural Gas	204,267	174,999	290,557	253,295	199,577	180,011	250,808	296,477	271,708	338,277	239,520
63010 - Utilities- Electric	1,227,036	1,180,704	1,167,841	1,273,019	1,108,266	1,209,069	1,030,226	1,349,994	1,281,027	1,253,770	558,897
63020 - Utilities- Intersect Lighting	528,607	556,616	1,023,492	865,669	698,053	1,004,649	761,208	1,578,710	1,575,159	1,485,472	53,191
63040 - Fuel- Vehicles	356,389	421,759	537,156	532,087	442,546	673,908	904,789	812,771	781,450	814,512	459,702
64000 - Telephone	848,456	585,801	357,313	389,942	385,453	640,854	519,934	407,081	439,529	495,983	110,347
64010 - Cellular Phone	29,668	21,915	321,921	323,459	304,077	180,521	335,493	313,898	366,088	400,964	71,814
64020 - Internet	9,299	9,169	99,104	104,073	103,530	117,611	101,667	113,022	118,156	116,580	64,066
Total	$3,419,181	$3,190,143	$4,062,320	$4,009,520	$3,506,161	$4,286,244	$ 4,178,990	$ 5,182,694	$5,118,678	$5,204,151	$1,707,184

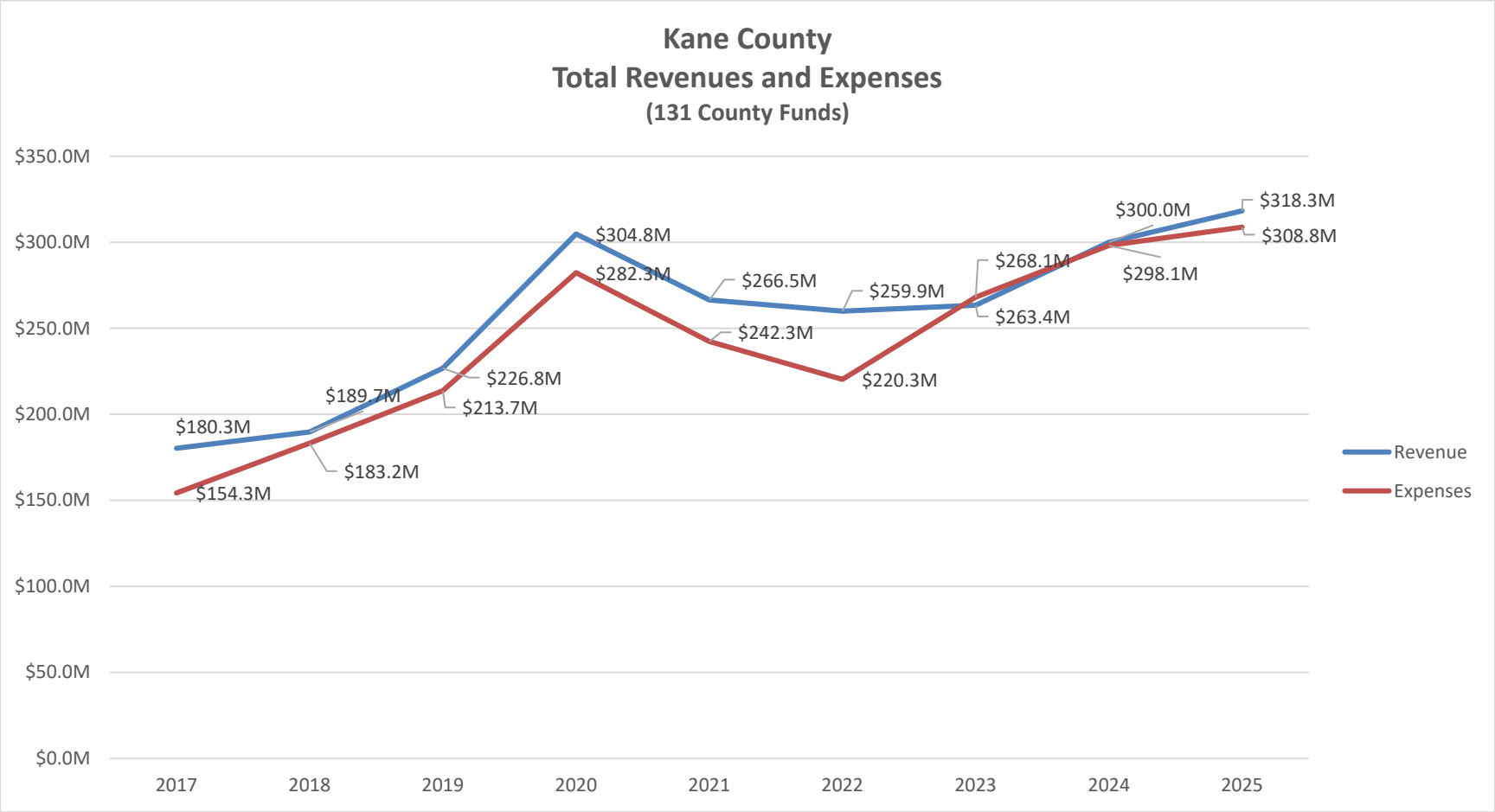
Kane County
Total Revenues and Expenses
(131 County Funds)
$350.0M
$300.0M
$250.0M
$200.0M
$150.0M
$100.0M
$50.0M
$0.0M
2017
2018
2019
2020
2021
2022
2023
2024
2025
$180.3M
$154.3M
$189.7M
$183.2M
$226.8M
$213.7M
$304.8M
$282.3M
$266.5M
$242.3M
$259.9M
$220.3M
$268.1M
$263.4M
$300.0M
$298.1M
$318.3M
$308.8M
Revenue
Expenses

Outcome: Maintain an excellent credit rating for the County

- ******FY 2025 Audit Process*** –ACFR is completed and has been filed with the State Comptroller's Office.
- ***FY 2024 Audit Award*** – On March 31, 2026 Kane County received the Government Finance Officers Association Certificate of Achievement for Excellence in Financial Reporting for fiscal year end November 30, 2024.
- ***FY 2026 Budget Book*** – received the Distinguished Budget Presentation Award from Government Finance Officers Association (GFOA) for the 2026 Budget Book, although the GFOA indicated that the award was qualified due to the lack of strategic goals and strategies of the County.

Outcome: Ensure compliance with all State statutes, the Kane County Code and other regulations

- ***FY 2025 Audit Process*** – ACFR is completed and has been filed with the State Comptroller's Office.
- **FY 2027 Budget** – The Fiscal 2027 Budget process is well underway and Offices/Departments have submitted their draft budgets and are in process of presenting to home committees.
- ***Bank Reconciliation Process*** - The Finance Department has currently completed reconciling the amounts on the County's bank statements to the Cash accounts on the County's general ledger for the Cash and Investments through the month of April 2026.
- ***Purchasing*** – On January 1, 2025, County elected officials now will need to do competitive bids for items over $30,000 as described below in 55 ILCS 5/5-1022
- ***IRS reporting***
    - ***Payroll –*** All W-2's filed on time by January 31, 2026
    - ***Accounting*** – All 1099's filed on time by January 31, 2026

Outcome: Ensure cash and fund balances in each fund are sufficient to provide for budgeted expenditures; ensure revenues and expenditures are recorded in the proper period

- ***FY2027 Budget –*** The Fiscal 2027 Budget process is well underway and Offices/Departments have submitted their draft budgets and are in process of presenting to home committees.
- ***Forecasting –*** The implementation of the Workday Adaptive forecasting tool is in the final stages of building reports and training.

Outcome: Ensure grants programs are properly established, registered, and financially tracked and reported to be in compliance with Federal, State, and other requirements

- ***External grant applications –*** Recent grant applications, both work-in-process and submitted are listed in the chart below. Grant activity wherein grants are researched, meetings held to discuss opportunities, but where ultimately the decision is made to not pursue a grant are not listed.

Month	Name	Department/Program	Amount	Work in Progress	Submitted/ Awaiting Decision	Not Awarded	Awarded	Notes
FY 2025	BluePearl Cares - surgical suite	Animal Control	$ 15,000			$ 15,000		Not awarded
FY 2025	USDA Composting	Water Resources	$ 369,109				$ 369,109	
FY 2025	DCEO Tourism Marketing	Development	$ 100,000				$ 100,000	
FY 2025	DCEO Supplemental - Job search kiosks	Workforce Development	$ 167,247				$ 167,247	
Nov-25	Low-Income Energy Audit	Water Resources	$ 25,000				$ 25,000	
Nov-25	DCEO Tourism Attraction	Development	$ 200,000			$ 200,000		Not awarded
Jan-26	State grant - Restore, Reinvest, Renew (R3)	Workforce Development	$ 491,831		$ 491,831			Submitted 3/6
Feb-26	IDOT National Electric Vehicle Infrastructure	Water Resources	$ 273,000		$ 273,000			Submitted 2/11
TBD 2026	BluePearl Cares Round 2	Animal Control	$ 15,000	$ 15,000				Planning - rolling deadline
Mar-26	TC Energy - training	OEM	$ 15,000	$ 15,000				Submitted
Mar-26	BNSF Foundation	Water Resources	$ 10,000	$ 10,000				
27-Apr	DOJ/OJJP Family Treatment Court	Court Services	$ 750,000		$ 750,000			Submitted 5/11
26-Apr	SCJohnson Foundation	Water Resources	$ 15,000	$ 15,000				Revising draft
27-Apr	WIOA Apprenticeship Expansion	Workforce Development	$ 400,000	$ 400,000				
26-Jun	ASPCA Critical Shelter Infrastructure	Animal Control	$ 100,000	$ 38,000				Drafting
30-Jun	IHDA Strong Communities Program	Development	$ 750,000	$ 750,000				Revising draft

- **Outcome**: Improve communication, transparency, and disclosures of Kane County's financial information

- ******Quarterly Process Improvement Meeting –*** A finance process improvement meeting was held June 4, 2026 and focused on payroll reporting and grants.
- ***Monthly Close –*** In FY 2026 the Finance Department continues to work on the monthly close process including the following:
    - Reconciling payroll payable within 3 days after month end
    - Posting Interest Earned within 3 days after completion of the monthly bank reconciliation
    - Posting Board approved budget amendments within 3 days after the Board meeting
    - Departments/Offices posting revenue in the appropriate month
- ***Yearly "Hard-close"*** - In August 2025, the County "hard-closed" the general ledger for years 11-30-2003 to 11-30-2023. The goal is to "hard close" the general ledger each year so that transactions can't be posted accidentally to prior years.
- ***NewWorld Training –***
    - New World has offered to provide 20 hours of free training to Kane County and we are working to developing a training plan
    - New World will be hosting an annual free training for all regional users – tentatively scheduled for July 30, 2026 in Huntley, Illinois.
    - Kane County Finance staff continue to provide training to County Offices and Departments on the following:
        - Miscellaneous Billing module – accounts receivable transactions
        - Revenue Collections – proper revenue recognition
        - Custodial account bank reconciliations and preparation of journal entries
        - Fixed Asset data entry
        - Budgetary and journal entry posting assistance
- ***Finance Department webpage and Web.kane internal Intranet site –*** Finance and Purchasing continue to update internal websites to store policies, procedures, budget guidelines, templates, best practices, training tips, etc, for all County Departments and Elected Officials to use.
- ***Emergency Appropriations and Budget Transfer Form –*** Finance has worked with IT to build the Emergency Appropriations and Budget Transfer Form into Laserfiche thus automating this process and making it easier to complete and workflow across the County.

- ***Fixed Assets –*** Finance trained County Office/Department staff to enter fixed asset information directly into NewWorld for both FY 2025 and FY 2026. The process has been very successful and has resulted in time savings.

- **Outcome**: Improve effectiveness and cost efficiency of operations

- ***Journal Entries for interdepartmental IT payments –***Finance worked with IT to develop a new process which went into effect September 2025 to streamline the monthly process and to upload all chargebacks monthly and eliminate all the back and forth emails. The process is moving forward in good shape.
- ***Journal Entries for Custodial Bank Accounts –*** Finance provided training and template journal entries so that Offices/Departments can post monthly transactions directly to the general ledger each month rather than having Finance staff post the entire years worth of transactions as part of the annual audit process. Offices/Departments across the County successfully entered their custodial bank account information directly into NewWorld for FY 2025.
- ***Resolution Best Practice Templates*** – Finance and Purchasing are working with the States Attorney's Office to develop Resolution templates to be used by County Offices and Departments when a formal solicitation has been advertised by the Purchasing Department. A sample Purchasing Cooperative template was provided to all County Departments and is located on the web.kane internal intranet site.
- ***Accounting Services Outsourcing*** – The County contracted with Lauterbach and Amen (L&A) to provide accounting services. The goal is to outsource routine transaction processing including bank reconciliations, balance sheet account reconciliations, routine monthly journal entry processing which typically get delayed as County staff are spending the majority of their time working with Offices and Departments to solve problems, research, work with auditors, respond to information requests, etc. L&A started work in January 2025 and has worked on the following process improvement efforts
    - Bank Reconciliation process - Upgraded process to conduct monthly bank reconciliations for the Cash and Investments held by the Treasurer accounts. Cash receipts and cash disbursements are reconciled to the general ledger. Items in transit are identified on the reconciliations. Items not posted to the general ledger are identified and subsequently posted to the general ledger.
    - Cash not held by Treasurer accounts – for all of the bank accounts not held in the County's pooled cash and investment accounts, and for which the monies are held in Custodial Funds, developed Excel templates for these Offices/Departments to reconcile their accounts and prepare the required journal entry for NewWorld. County Finance staff then created the journal entry templates inside NewWorld and trained County staff across multiple Offices/Departments in FY 2025. Offices/Departments successfully implemented new procedures in FY 2025.
    - IRS Informational reporting – 1099's – Worked with County Finance staff to upgrade the process to identify vendors and transactions for which the County must provide information to the IRS. New process successfully implemented in FY 2025 with 1099's filed earlier than normal.

  - Payroll Process manual – Worked with County Payroll staff to draft a policies and procedures manual. This is a work-in-process and expected to be finalized in FY 2026.
- ***Purchasing Cooperatives*** – The County Board is looking into how best to utilize purchasing cooperatives.
- ***Surplus Forms*** – IT finalized a fillable form in Laserfiche to allow departments to electronically submit Surplus forms.
- ***Position Budgeting –*** Finance used the Position Budgeting module for the FY 2027 Budget and identified new features that made the process even more efficient that FY 2025 and FY 2026. Utilizing the Position Budget module – and training two Offices to make the changes themselves – saved many hours of Finance time.

- **Outcome**: Ensure timely and accurate processing of payroll

- ******Personnel Action Form (PAF) automation –*** Finance – Payroll has successfully worked with one Office since January 2026 to automate the PAF form process. Finance has successfully processed about 200 electronic PAF's with this test Office. Payroll is now in the process of rolling out this feature to other Offices/Departments The automation of the PAF forms has saved hours of time by eliminating data verification and data entry process by using the payroll data already in New World and processing approvals by automated workflow.
- ***Training –*** FY 2026 will include a concentrated effort on training the payroll clerks across all County Offices/Departments as well as County staff. The number one question incoming to County Payroll staff is how to login to e-Suite to see pay stubs, accruals, etc. Finance met with IT in May to see if it is possible to move the "forgot your password" button from the bottom of the page to the middle of the page so that more people can see the link and not place a phone call into Payroll staff.
- ******Reporting –*** Finance team met with IT in May to discuss how we can automate a variety of payroll reports so they can run each day and be storied in a file folder for every Office and Department rather than Offices/Departments constantly requesting payroll reports to be run for them. Reports have been created and are running daily. Security for individual folder assignments being created.

Finance Department Process Improvements – Ongoing

PAYROLL Issue	Goal	Status	Change/Result
Personnel Change Form Processing Personnel changes, such as new hires, terminations, title changes, rate changes, etc. are requested, approved, and data entered manually using a 3-copy paper form. Very time consuming and chaotic process. Payroll staff manually "key-in" all information on every form each paycycle. Particularly chaotic at beginning of new year or new union contracts.	Use NewWorld built-in and already paid for Personnel Action Form (PAF) module to route personnel changes. Individual Departments and Offices "key-in" personnel action form data from their own Department/Office, electronically approve and route to Payroll/HR. Payroll and HR review and double-check information in order to process	80% Went live with one very large Office in January 2026. Payroll has processed about 200 electronic PAF's to date. At the June 4, 2026 Finance Process Improvement meeting, Payroll announced that all Offices/Department who want to use electronic PAF's should contact Payroll to begin training.	The result of this implementation so far is a very significant time savings. It has essentially eliminated a data verification step and eliminated manual data entry since the workflow is pulling data directly from the live Payroll module and approvals are electronic. Furthermore, the manual data entry was always entered by one payroll staff and reviewed by a second payroll staff and this is no longer required as the Office/Department enters and payroll reviews.

PAYROLL Issue	Goal	Status	Change/Result
Novatime Time and Attendance utilization	All County Offices/Departments should record time and attendance using Novatime, the time and attendance software. Novatime was implemented approximately 8 years ago but there are several County Offices/Departments that do not use this automated timekeeping system. The automated system improves accuracy and reduces time spent on processing payroll.	80% complete. One very large County Office and one smaller Department went live in October 2025. October Office implementation successful and noticeable time has been saved in Payroll Office. Five elected offices and 2 departments have not yet implemented. With the County's current time and attendance vendor continuing to hint that they will sunset our current software and have to purchase a new time and attendance software, Finance/Payroll is starting to look at other products.	Reduction of time spent entering data by payroll personnel. Improved accuracy since automated time and attendance is less risky to manually type into the software.
Training	Refresh training for Office/Department Payroll Clerks to reduce the number of questions that come into the Payroll Departments	0% Developing initial scope of training	Reduce number of questions that come into the Payroll Department from Office/Department payroll clerks.

PAYROLL Issue	Goal	Status	Change/Result
Reporting	Design a system to deliver custom reports containing payroll information for Office/Departments to use for grant reporting, budget management, etc. Complicating this issue is that the Payroll module, including reporting, of NewWorld is set up differently than the accounting, budgeting, and purchasing modules, wherein you can't restrict access to just one office/department to run payroll reports, i.e, everyone would see everyone else's payroll reports.	90%. Two custom payroll accounting reports have been developed and were showcased at the June 4, 2026 Finance Process Improvement Training. Servers folders have been set up to maintain a new, updated report each morning. Feedback and any tweaks expected in upcoming weeks.	Design a system to deliver custom reports containing payroll information for Office/Departments to use for grant reporting, budget management, etc. to reduce the time spent by Payroll Department staff preparing custom reports each payroll cycle.
******Payroll Manual***	Develop a payroll manual documenting all payroll procedures.	80%. Working with our outside accounting consultants, developed a 256 page Payroll Handbook, key to memorializing weekly payroll procedures, new hire and termination processing, and regulatory reporting. Review of draft document in process.	Insurance for County that payroll processing procedures are documented.

Finance Department Process Improvements – Ongoing

ACCOUNTING Issue	Goal	Status	Change/Result
Responding to Office/Dept Requests Finance staff pulled off task daily by phone calls, emails, etc. from other departments/offices requesting assistance. Evaluate reason for financial assistance and determine appropriate course of action based on each issue	If requests from assistance from other departments/offices is similar – determine if a new process and/or training can address issue to then reduce the requests for assistance. Review staff duties to determine if daily tasks can be re-arranged to handle incoming requests	90%/Ongoing -Certain journal entries are now typed directly by individual departments and then reviewed by Finance staff rather than Finance staff typing journal entries proposed by departments	Finance staff being geared to handle more technical accounting issues, prepare monthly financial information that is more complete, research more budgetary questions, gain more overall knowledge of funding sources and grants

ACCOUNTING Issue	Goal	Status	Change/Result
Purchase Order Reconciliation	Reconcile purchase order ending balances to the amount on the Encumbrance column Balance on Budgetary Performance Report.	90% - Meeting held to identify issues; Correction process developed but needs to be implemented; Working with NewWorld identified report that will provide additional data to assist with reconciliation Holding training session December 19, 2025 to train departments/offices on "soft close" of purchase orders	Encumbrance column on Budgetary Performance Report should reconcile to Purchase Order ending balances on Open Purchase Order Reports.
Purchase Order "soft close"	Teach County Offices/Departments how to "soft close" and "roll forward" open purchase orders in NewWorld from one fiscal year to	95% complete. The Assistant Finance Director prepared training materials and worked with each	Will result in less errors in the roll forward amounts and also eliminate delays in rolling purchase orders forward. Delays

	the next. Individual Offices/Departments are in a better position to know when they have posted their last invoice for a specific fiscal year and roll a PO forward.	Office/Department to train them and monitor their work.	result in the inability to post an expense to an open purchase order.

Finance Department Process Improvements – Ongoing

ACCOUNTING Issue	Goal	Status	Change/Result
Fixed Asset Tracking and Reporting	As part of making fixed asset year-end reporting more efficient and as a result of the County Auditor's Vehicle audit, Finance is working with HR – Risk Management, Purchasing, IT, NewWorld, County Clerk, and KDOT to explore how NewWorld can be used to meet all needs.	95% - Offices/Departments have successfully entered fixed assets into NewWorld for FY 2025. Continuing to work on process for FY 2026 to record assets at the time of purchase.	Eliminate redundancies in fixed asset tracking and reporting. Get fixed asset data into NewWorld Asset Management module immediately after invoice is paid rather than waiting until year end.
Revenue Recognition	Training Offices/Departments to utilize the Accounts Receivable module in NewWorld, called "Miscellaneous Billing Module" to record revenue in the proper period and also be able to track outstanding accounts receivable	90% - Office and Departments trained over the last year. Implementation still ongoing in one department	Timely and accurate recording of revenue. Proper recognition of revenue. Tracking of outstanding accounts receivable
Use of AI	Determine if AI can be used to research, analyze, prepare, etc accounting information	10% Initial use of ChatGPT. Exploring whether Microsoft CoPilot can be used.	Increase timeliness of getting financial information prepared.

ACCOUNTING Issue	Goal	Status	Change/Result
"Reclassification" journal entries	Reduce number of "reclassification" journal entries made throughout the year as these corrections are usually caught by Offices/Departments at year-end and slow the monthly close process, result in inaccurate reporting, and slow the annual audit process. As part of this effort, identify the causes of why revenues and expenses are posted to the wrong or not "best" account and/or work with Offices/Department to better plan for special projects where costs should be tracked under new sub-department codes.	50%. Training held at June 4, 2026 Finance Process Improvement Training to refresh understanding of when and why reclassification journal entries can be made	Twofold – reduce the number of reclassifications and speed-up timing of when reclassification journal entries are made.

PURCHASING Issue	Goal	Status	Change/Result
NewWorld contracting module	Exploring options available with the unused NewWorld contracting module to determine if it can assist Purchasing Department	10% - in early stages of reviewing features of contracting module	Improved management of contract expirations
****** *BidNet*	Explore offerings in BidNet software to determine if we can use built-in workflow tools to improve efficiency of procurement process	0%	Improved processing of purchasing transactions.

Finance Department Process Improvements – Ongoing

BUDGETING Issue	Goal	Status	Change/Result
Forecasting Software	Implementing a forecasting software (previously used at KDOT) so that forecasting of County revenues and expenses can be developed based upon different assumptions and variables. Also NewWorld is limited in its standard reports and Adaptive affords the development of ad-hoc balance sheet and revenue/expense reports	90% Complete. The framework and upload of actual data from 2020 to present has been completed. Daily integration of actual data is live. Employee training and development of ad-hoc reports to come	Financial forecasts of revenues and expenses Custom reports Balance Sheet reconciliations
Budget Book Completion	Complete Budget Book more timely.	0% - For FY 2027 determine if AI tools or other mechanisms can be deployed to reduce the copying and pasting, formatting, etc. which delays production of the official Budget Book.	Budget Book produced more timely.
*******Budget Book Narrative***	Clarify County's strategic goals and strategies in front narrative. GFOA awarded the County a Distinguished Budget Award for the FY 2026 Budget Book but indicated that the County's strategic goals and strategies need to be more clearly stated in the Budget Book.	0%	Meet GFOA request to better describe Kane County's strategic goals and strategies.

Completed Process Improvements

Issue	Goal	Status	Change/Result
Budget Preparation Finance staff manually calculating pension costs, payroll costs, health and dental, and worker's compensation costs as part of the annual budget process	Use NewWorld built-in and already paid for calculation features to automatically calculate payroll, pension, health and dental, and workers compensation costs	100% complete For FY 2026 – taking a step further and using additional new feature to apply rate increases that will allow rate increases to be changed mid-budget process	Used these built-in calculation features for FY 2025 Budget. For FY 2026 Budget
Organization of Budget Book It is sometimes challenging to find budgetary information by department/office in the County Budget Book because the information was arranged by fund and not office/department	Rearrange budget book by office/department	100% complete	Section III of Budget Book now presented budgetary information alphabetically by department/office
Emergency Appropriations and Budget Transfers Form	Automate Emergency Appropriations and Budget Transfers Form using Laserfiche to make the process more efficient.	100% complete.	Automated form saves time.
IT Chargeback billing and payment process	Reduce back and forth emails for IT chargebacks by requiring Office/Dept to indicate line item to be charged and then monthly, a automated template journal entry will automatically charge Office/Dept accounts.	100% - complete	Saves time for all County Offices/Departments. Financial transactions will be processed timely rather than months later

Issue	Goal	Status	Change/Result
Payroll overtime reporting	New Federal legislation requiring reporting of "qualifying" overtime; a new federal tax deduction for the "half" portion of the time-and-a-half of overtime pay for all hours "physically worked" over 40. Federal legislation passed mid-year 2025; IRS allowing for reporting on "statement" vs W-2 for FY 2025	100% Successfully added the newly required overtime information to the W-2 for calendar year 2025	Compliance with new Federal law
Benefit administration software	HR, Payroll, and IT team effort to bring benefit administration back into NewWorld software.	100% Completed	Benefit administration data managed in NewWorld
Annual Filing of Information Returns to the IRS	Review process and information necessary for annual filing of information returns to the IRS. Perform review of transactions at interim points during the fiscal year rather then wait until year end to make annual filing more effective and efficient	100% - Successfully implemented upgraded process to produce a report of 1099 eligible transactions for reporting to the IRS.	More effective and efficient filing of information returns to the IRS
Custodial Bank Account Training and Posting of journal entries	County Offices/Departments maintaining separate bank accounts reconcile own accounts and post monthly journal entries directly to NewWorld rather than having Finance staff perform this work at year end	100% complete. Developed the process and journal entry templates. Completed training of all Offices/Departments Pending implementation by two Offices.	Ensures financial transactions get posted in the month the accounting event occurred rather than months later County will be up-to-date at year end in preparation for audit. Saves time

Committee Revenue Expense Budget Report - by Account Detail

Through May 31, 2026 (50.0% YTD, 50.00% Payroll Expense through Pay Period Ending 5/23/2026)

***2021, 2022, 2023, 2024, 2025 and 2026 Actual Fiscal Year**

Department / Fund / Account Classification	2021 Actual Amount*	2022 Actual Amount*	2023 Actual Amount*	2024 Actual Amount*	2025 Actual Amount*	2026 Actual Amount*	2026 Amended Budget	2026 Adopted Budget	2026 YTD% Actual/Amended Budget
000 General Government Revenue									
001 General Fund									
Revenue	***$ 79,408,423***	***$ 83,446,252***	***$ 96,982,350***	***$ 86,434,098***	***$ 89,715,043***	***$ 25,581,057***	***$ 100,871,199***	***$ 96,602,307***	***25.36%***
Interest Revenue	**$ (31,503)**	**$ (815,018)**	**$ 2,640,436**	**$ 2,860,857**	**$ 1,786,418**	**$ 182,752**	**$ 1,530,226**	**$ 1,530,226**	**11.94%**
38000 - Investment Income	$ (31,503)	$ (815,018)	$ 2,640,436	$ 2,860,857	$ 1,786,418	$ 182,752	$ 1,530,226	$ 1,530,226	11.94%
Other	**$ 57,686**	**$ 59,348**	**$ 54,176**	**$ 123,791**	**$ 63,716**	**$ 90,160**	**$ 6,531,049**	**$ 2,262,157**	**1.38%**
30999 - Lease Revenue	$ -	$ 47,185	$ -	$ 51,746	$ 46,721	$ -	$ 50,000	$ 50,000	0.00%
38500 - Rental Income	$ -	$ -	$ -	$ (24,509)	$ -	$ -	$ -	$ -	0.00%
38530 - Auction Sales	$ 18,555	$ 3,245	$ 20,589	$ 15,381	$ 4,640	$ 18,400	$ 5,000	$ 5,000	368.00%
38570 - Refunds	$ 7,987	$ 2,430	$ 2,852	$ 28,612	$ 1,617	$ 35,607	$ -	$ -	0.00%
38580 - Cell Tower Lease	$ 25,691	$ 3,875	$ 29,496	$ 25,064	$ 2,791	$ 12,729	$ 26,341	$ 26,341	48.32%
38900 - Miscellaneous Other	$ 5,453	$ 2,613	$ 1,239	$ 27,498	$ 7,947	$ 23,424	$ 25,000	$ 25,000	93.70%
39900 - Fund Balance Utilization	$ -	$ -	$ -	$ -	$ -	$ -	$ 6,424,708	$ 2,155,816	0.00%
Reimbursements	**$ 47,542**	**$ 38,546**	**$ 28,211**	**$ 18,734**	**$ 17,602**	**$ 9,551**	**$ 20,000**	**$ 20,000**	**47.75%**
37000 - Forest Preserve Reimbursement	$ -	$ -	$ -	$ -	$ -	$ -	$ -	$ -	0.00%
37005 - KCDEE Reimbursements	$ 1,870	$ 1,861	$ 1,861	$ -	$ -	$ -	$ -	$ -	0.00%
37900 - Miscellaneous Reimbursement	$ 45,672	$ 36,685	$ 26,350	$ 18,734	$ 17,602	$ 9,551	$ 20,000	$ 20,000	47.75%
Charges for Services	**$ 57,220**	**$ 65,810**	**$ 81,165**	**$ 93,973**	**$ 66,774**	**$ 2,940**	**$ 95,000**	**$ 95,000**	**3.09%**
34000 - Off Track Wagering Fees	$ -	$ 24,500	$ 37,825	$ 46,993	$ 23,054	$ 2,940	$ 50,000	$ 50,000	5.88%
34890 - Indemnity Fees	$ 57,220	$ 41,310	$ 43,340	$ 46,980	$ 43,720	$ -	$ 45,000	$ 45,000	0.00%
Transfers In	**$ 11,084,278**	**$ 7,054,125**	**$ 16,276,775**	**$ 5,611,834**	**$ 5,737,826**	**$ 3,528,500**	**$ 3,528,500**	**$ 3,528,500**	**100.00%**
39000 - Transfer From Other Funds	$ 11,084,278	$ -	$ -	$ -	$ -	$ -	$ -	$ -	0.00%
39112 - Transfer from Special Reserve Fund 112	$ -	$ 400,474	$ 33,908	$ -	$ -	$ -	$ -	$ -	0.00%
39114 - Transfer from Property Freeze Protection Fund 114	$ -	$ 1,657,750	$ 5,000,000	$ -	$ -	$ -	$ -	$ -	0.00%
39125 - Transfer from Public Safety Sales Tax Fund 125	$ -	$ -	$ -	$ 185,702	$ -	$ -	$ -	$ -	0.00%
39127 - Transfer from Judicial Technology Sales Tax Fund 127	$ -	$ -	$ -	$ 111,187	$ -	$ -	$ -	$ -	0.00%
39160 - Transfer from Vital Record Automation Fund 160	$ -	$ 64,631	$ -	$ -	$ -	$ -	$ -	$ -	0.00%
39195 - Transfer from Children's Waiting Room Fund 195	$ -	$ 12,000	$ 12,000	$ 12,000	$ 12,000	$ 12,000	$ 12,000	$ 12,000	100.00%
39353 - Transfer From Cares Act Fund 353	$ -	$ -	$ -	$ 80,995	$ -	$ -	$ -	$ -	0.00%
39354 - Transfer from Mass Vaccination Fund 354	$ -	$ -	$ -	$ 1,228,609	$ -	$ -	$ -	$ -	0.00%
39355 - Transfer from American Rescue Plan Fund 355	$ -	$ -	$ -	$ 1,900,407	$ 1,750,000	$ 1,864,000	$ 1,864,000	$ 1,864,000	100.00%
39356 - Transfer from Lost Rev Recoup Fund 356	$ -	$ -	$ -	$ 1,934,616	$ 3,532,500	$ 1,652,500	$ 1,652,500	$ 1,652,500	100.00%
39357 - Transfer from COVID Payroll Reimbursement Fund 357	$ -	$ 4,916,870	$ 11,228,467	$ -	$ -	$ -	$ -	$ -	0.00%
39358 - Transfer from FEMA PA Fund 358	$ -	$ -	$ -	$ 155,918	$ -	$ -	$ -	$ -	0.00%
39520 - Transfer from Mill Creek Special Service Area Fund 520	$ -	$ 2,400	$ 2,400	$ 2,400	$ 2,400	$ -	$ -	$ -	0.00%
39623 - Transfer From JJC/AJC Refunding Debt Service Fund 623	$ -	$ -	$ -	$ -	$ 440,926	$ -	$ -	$ -	0.00%
Other Taxes	**$ 36,021,289**	**$ 44,590,551**	**$ 44,421,818**	**$ 43,826,060**	**$ 46,091,177**	**$ 19,954,011**	**$ 51,543,249**	**$ 51,543,249**	**38.71%**
30100 - Sales Tax	$ 20,616,791	$ 24,065,209	$ 25,055,958	$ 25,920,915	$ 29,074,917	$ 9,548,749	$ 28,000,000	$ 28,000,000	34.10%
30105 - Sales Tax- RTA	$ 2,151,791	$ 2,408,569	$ 2,455,999	$ 2,609,150	$ 2,893,401	$ 3,375,434	$ 9,595,249	$ 9,595,249	35.18%
30110 - Income Tax	$ 7,956,075	$ 9,867,761	$ 9,672,286	$ 10,283,982	$ 10,921,292	$ 5,708,871	$ 11,000,000	$ 11,000,000	51.90%
30120 - Local Use Tax	$ 2,433,189	$ 2,440,073	$ 2,396,789	$ 2,173,371	$ 891,671	$ 168,509	$ 440,000	$ 440,000	38.30%
30160 - Personal Property ReplaceTax	$ 2,846,856	$ 5,760,192	$ 4,792,224	$ 2,812,713	$ 2,263,211	$ 1,152,447	$ 2,500,000	$ 2,500,000	46.10%
30170 - TIF Distribution Tax	$ 16,586	$ 48,747	$ 48,562	$ 25,930	$ 46,685	$ -	$ 8,000	$ 8,000	0.00%
Property Taxes	**$ 32,171,910**	**$ 32,452,890**	**$ 33,479,769**	**$ 33,898,848**	**$ 35,951,531**	**$ 1,813,143**	**$ 37,623,175**	**$ 37,623,175**	**4.82%**
30000 - Property Taxes	$ 32,171,910	$ 32,371,484	$ 33,366,570	$ 33,768,872	$ 35,802,536	$ 1,813,143	$ 37,623,175	$ 37,623,175	4.82%
30005 - Property Tax Revenue Recapture	$ -	$ 81,406	$ 113,199	$ 129,976	$ 148,995	$ -	$ -	$ -	0.00%

Committee Revenue Expense Budget Report - by Account Detail

Through May 31, 2026 (50.0% YTD, 50.00% Payroll Expense through Pay Period Ending 5/23/2026)

***2021, 2022, 2023, 2024, 2025 and 2026 Actual Fiscal Year**

Department / Fund / Account Classification	2021 Actual Amount*	2022 Actual Amount*	2023 Actual Amount*	2024 Actual Amount*	2025 Actual Amount*	2026 Actual Amount*	2026 Amended Budget	2026 Adopted Budget	2026 YTD% Actual/Amended Budget
010 Insurance Liability									
Revenue	***$ 5,804,384***	***$ 5,997,355***	***$ 7,248,591***	***$ 7,824,537***	***$ 7,470,398***	***$ 1,811,795***	***$ 8,252,664***	***$ 8,243,504***	***21.95%***
Interest Revenue	**$ (10,477)**	**$ (143,553)**	**$ 397,331**	**$ 500,341**	**$ 545,883**	**$ 99,916**	**$ 232,320**	**$ 232,320**	**43.01%**
38000 - Investment Income	$ (10,477)	$ (143,553)	$ 397,331	$ 500,341	$ 545,883	$ 99,916	$ 232,320	$ 232,320	43.01%
Other	**$ -**	**$ -**	**$ -**	**$ -**	**$ -**	**$ -**	**$ 1,378,652**	**$ 1,369,492**	**0.00%**
39900 - Fund Balance Utilization	$ -	$ -	$ -	$ -	$ -	$ -	$ 1,378,652	$ 1,369,492	0.00%
Reimbursements	**$ 52,705**	**$ 353,184**	**$ 405,285**	**$ 793,448**	**$ 501,922**	**$ 1,056,925**	**$ 49,774**	**$ 49,774**	**2,123.45%**
37900 - Miscellaneous Reimbursement	$ 52,705	$ 353,184	$ 405,285	$ 793,448	$ 501,922	$ 1,056,925	$ 49,774	$ 49,774	2,123.45%
Charges for Services	**$ -**	**$ -**	**$ -**	**$ 3,864**	**$ -**	**$ -**	**$ -**	**$ -**	**0.00%**
35900 - Miscellaneous Fees	$ -	$ -	$ -	$ 3,864	$ -	$ -	$ -	$ -	0.00%
Transfers In	**$ 39,765**	**$ 151,337**	**$ -**	**$ 100,000**	**$ -**	**$ -**	**$ -**	**$ -**	**0.00%**
39000 - Transfer From Other Funds	$ 39,765	$ -	$ -	$ -	$ -	$ -	$ -	$ -	0.00%
39001 - Transfer from General Fund 001	$ -	$ 10,386	$ -	$ -	$ -	$ -	$ -	$ -	0.00%
39112 - Transfer from Special Reserve Fund 112	$ -	$ -	$ -	$ -	$ -	$ -	$ -	$ -	0.00%
39300 - Transfer from County Highway Fund 300	$ -	$ -	$ -	$ 100,000	$ -	$ -	$ -	$ -	0.00%
39357 - Transfer from COVID Payroll Reimbursement Fund 357	$ -	$ 140,951	$ -	$ -	$ -	$ -	$ -	$ -	0.00%
Other Taxes	**$ 2,031**	**$ 8,735**	**$ 5,374**	**$ 4,477**	**$ 8,151**	**$ -**	**$ -**	**$ -**	**0.00%**
30170 - TIF Distribution Tax	$ 2,031	$ 8,735	$ 5,374	$ 4,477	$ 8,151	$ -	$ -	$ -	0.00%
Property Taxes	**$ 5,566,912**	**$ 5,627,651**	**$ 6,440,600**	**$ 6,422,407**	**$ 6,414,443**	**$ 305,392**	**$ 6,411,918**	**$ 6,411,918**	**4.76%**
30000 - Property Taxes	$ 5,566,912	$ 5,613,863	$ 6,421,103	$ 6,400,065	$ 6,398,702	$ 305,392	$ 6,411,918	$ 6,411,918	4.76%
30005 - Property Tax Revenue Recapture	$ -	$ 13,788	$ 19,497	$ 22,342	$ 15,741	$ -	$ -	$ -	0.00%
Insurance Recovery	**$ 153,447**	**$ -**	**$ -**	**$ -**	**$ -**	**$ 349,561**	**$ 180,000**	**$ 180,000**	**194.20%**
38905 - Insurance Recovery	$ 153,447	$ -	$ -	$ -	$ -	$ 349,561	$ 180,000	$ 180,000	194.20%
354 Mass Vaccination Fund									
Revenue	***$ 1,199,564***	***$ 757,685***	***$ 18,977***	***$ 573,466***	***$ -***	***$ -***	***$ -***	***$ -***	***0.00%***
Interest Revenue	**$ 62**	**$ 8,874**	**$ 18,977**	**$ 17,649**	**$ -**	**$ -**	**$ -**	**$ -**	**0.00%**
38000 - Investment Income	$ 62	$ 8,874	$ 18,977	$ 17,649	$ -	$ -	$ -	$ -	0.00%
Other	**$ -**	**$ 233**	**$ -**	**$ -**	**$ -**	**$ -**	**$ -**	**$ -**	**0.00%**
38900 - Miscellaneous Other	$ -	$ 233	$ -	$ -	$ -	$ -	$ -	$ -	0.00%
39900 - Fund Balance Utilization	$ -	$ -	$ -	$ -	$ -	$ -	$ -	$ -	0.00%
Transfers In	**$ 1,199,502**	**$ 748,578**	**$ -**	**$ -**	**$ -**	**$ -**	**$ -**	**$ -**	**0.00%**
39000 - Transfer From Other Funds	$ 1,018,352	$ (1,018,352)	$ -	$ -	$ -	$ -	$ -	$ -	0.00%
39355 - Transfer from American Rescue Plan Fund 355	$ 181,150	$ (181,150)	$ -	$ -	$ -	$ -	$ -	$ -	0.00%
39357 - Transfer from COVID Payroll Reimbursement Fund 357	$ -	$ 1,948,080	$ -	$ -	$ -	$ -	$ -	$ -	0.00%
Grants	**$ -**	**$ -**	**$ -**	**$ 555,817**	**$ -**	**$ -**	**$ -**	**$ -**	**0.00%**
32190 - FEMA Grant	$ -	$ -	$ -	$ 555,817	$ -	$ -	$ -	$ -	0.00%

Committee Revenue Expense Budget Report - by Account Detail

Through May 31, 2026 (50.0% YTD, 50.00% Payroll Expense through Pay Period Ending 5/23/2026)

***2021, 2022, 2023, 2024, 2025 and 2026 Actual Fiscal Year**

Department / Fund / Account Classification	2021 Actual Amount*	2022 Actual Amount*	2023 Actual Amount*	2024 Actual Amount*	2025 Actual Amount*	2026 Actual Amount*	2026 Amended Budget	2026 Adopted Budget	2026 YTD% Actual/Amended Budget
010 County Board									
001 General Fund									
Revenue	***$ 61,900***	***$ 77,788***	***$ 118,912***	***$ 112,500***	***$ 104,178***	***$ 105,216***	***$ 132,500***	***$ 132,500***	***79.41%***
Transfers In	**$ 15,000**	**$ -**	**$ -**	**$ -**	**$ -**	**$ -**	**$ -**	**$ -**	**0.00%**
39000 - Transfer From Other Funds	$ 15,000	$ -	$ -	$ -	$ -	$ -	$ -	$ -	0.00%
Licenses and Permits	**$ 46,900**	**$ 77,788**	**$ 118,912**	**$ 112,500**	**$ 104,178**	**$ 105,216**	**$ 132,500**	**$ 132,500**	**79.41%**
31000 - Liquor Licenses	$ 44,150	$ 75,038	$ 113,862	$ 106,150	$ 100,278	$ 105,216	$ 130,000	$ 130,000	80.94%
31390 - Gathering Permits	$ 2,750	$ 2,750	$ 5,050	$ 6,350	$ 3,900	$ -	$ 2,500	$ 2,500	0.00%
Expenses	***$ 1,142,452***	***$ 1,312,602***	***$ 1,503,338***	***$ 1,209,757***	***$ 1,224,613***	***$ 563,899***	***$ 1,231,515***	***$ 1,231,515***	***45.79%***
Commodities	**$ 5,929**	**$ 8,175**	**$ 11,014**	**$ 11,469**	**$ 10,392**	**$ 4,682**	**$ 13,619**	**$ 14,250**	**34.38%**
60000 - Office Supplies	$ 4,969	$ 5,082	$ 9,064	$ 9,658	$ 6,844	$ 4,272	$ 9,184	$ 9,500	46.52%
60010 - Operating Supplies	$ 470	$ 2,682	$ 1,088	$ 871	$ 1,457	$ 274	$ 1,685	$ 2,000	16.27%
60015 - Board Meeting Supplies	$ -	$ -	$ 275	$ 610	$ 1,727	$ 136	$ 1,750	$ 1,750	7.77%
60020 - Computer Related Supplies	$ -	$ 470	$ 40	$ -	$ -	$ -	$ 300	$ 300	0.00%
60050 - Books and Subscriptions	$ 490	$ (59)	$ 98	$ -	$ 29	$ -	$ 200	$ 200	0.00%
60555 - Business Relationship Commodities	$ -	$ -	$ 449	$ 330	$ 334	$ -	$ 500	$ 500	0.00%
Contractual Services	**$ 46,623**	**$ 46,078**	**$ 136,741**	**$ 179,436**	**$ 193,330**	**$ 68,394**	**$ 178,350**	**$ 187,350**	**38.35%**
50150 - Contractual/Consulting Services	$ 9,755	$ 8,000	$ 95,828	$ 130,500	$ 146,000	$ 50,000	$ 125,850	$ 134,850	39.73%
52140 - Repairs and Maint- Copiers	$ 608	$ 384	$ 540	$ 688	$ 983	$ 586	$ 100	$ 100	585.53%
53060 - General Printing	$ -	$ -	$ 12	$ 1,582	$ -	$ -	$ -	$ -	0.00%
53100 - Conferences and Meetings	$ 950	$ 1,574	$ -	$ 1,180	$ -	$ -	$ -	$ -	0.00%
53105 - Conferences and Meetings - Board Members	$ 864	$ 1,673	$ 1,629	$ 6,730	$ 7,153	$ 5,376	$ 12,000	$ 12,000	44.80%
53106 - Conferences & Meetings - Chairman	$ -	$ -	$ 1,190	$ 2,966	$ 2,944	$ 2,055	$ 4,000	$ 4,000	51.38%
53110 - Employee Training	$ -	$ -	$ -	$ 673	$ -	$ -	$ -	$ -	0.00%
53120 - Employee Mileage Expense	$ -	$ -	$ -	$ 171	$ 238	$ 288	$ -	$ -	0.00%
53130 - General Association Dues	$ 34,447	$ 34,447	$ 37,542	$ 34,947	$ 36,013	$ 10,089	$ 36,400	$ 36,400	27.72%
Personnel Services- Employee Benefits	**$ 223,861**	**$ 247,481**	**$ 346,980**	**$ 349,891**	**$ -**	**$ -**	**$ 454,418**	**$ 454,418**	**0.00%**
45000 - Healthcare Contribution	$ 215,525	$ 238,792	$ 337,295	$ 339,609	$ -	$ -	$ 322,103	$ 322,103	0.00%
45010 - Dental Contribution	$ 8,336	$ 8,689	$ 9,685	$ 10,282	$ -	$ -	$ 8,067	$ 8,067	0.00%
45100 - FICA/SS Contribution	$ -	$ -	$ -	$ -	$ -	$ -	$ 78,806	$ 78,806	0.00%
45200 - IMRF Contribution	$ -	$ -	$ -	$ -	$ -	$ -	$ 27,609	$ 27,609	0.00%
53010 - Workers Compensation	$ -	$ -	$ -	$ -	$ -	$ -	$ 17,833	$ 17,833	0.00%
Personnel Services- Salaries & Wages	**$ 866,039**	**$ 995,867**	**$ 1,008,603**	**$ 1,018,851**	**$ 1,020,891**	**$ 490,822**	**$ 1,039,546**	**$ 1,029,915**	**47.22%**
40000 - Salaries and Wages	$ 866,039	$ 995,867	$ 1,008,603	$ 1,018,851	$ 1,020,891	$ 490,822	$ 1,039,546	$ 1,029,915	47.22%
40002 - Non-Union Wage Increase	$ -	$ -	$ -	$ -	$ -	$ -	$ -	$ -	0.00%
40003 - Cost of Living Increase	$ -	$ -	$ -	$ -	$ -	$ -	$ -	$ -	0.00%
Services	**$ -**	**$ -**	**$ -**	**$ (349,891)**	**$ -**	**$ -**	**$ (454,418)**	**$ (454,418)**	**0.00%**
45005 - Healthcare Contribution Contra Account	$ -	$ -	$ -	$ (339,609)	$ -	$ -	$ (322,103)	$ (322,103)	0.00%
45015 - Dental Insurance Contra Account	$ -	$ -	$ -	$ (10,282)	$ -	$ -	$ (8,067)	$ (8,067)	0.00%
45105 - FICA/SS Contribution Contra Account	$ -	$ -	$ -	$ -	$ -	$ -	$ (78,806)	$ (78,806)	0.00%
45205 - IMRF Contribution Contra Account	$ -	$ -	$ -	$ -	$ -	$ -	$ (27,609)	$ (27,609)	0.00%
53015 - Worker's Comp Contra Account	$ -	$ -	$ -	$ -	$ -	$ -	$ (17,833)	$ (17,833)	0.00%

Committee Revenue Expense Budget Report - by Account Detail

Through May 31, 2026 (50.0% YTD, 50.00% Payroll Expense through Pay Period Ending 5/23/2026)

***2021, 2022, 2023, 2024, 2025 and 2026 Actual Fiscal Year**

Department / Fund / Account Classification	2021 Actual Amount*	2022 Actual Amount*	2023 Actual Amount*	2024 Actual Amount*	2025 Actual Amount*	2026 Actual Amount*	2026 Amended Budget	2026 Adopted Budget	2026 YTD% Actual/Amended Budget
Transfers Out	**$ -**	**$ 15,000**	**$ -**	**$ -**	**$ -**	**$ -**	**$ -**	**$ -**	**0.00%**
99112 - Transfer to Special Reserve Fund 112	$ -	$ 15,000	$ -	$ -	$ -	$ -	$ -	$ -	0.00%
120 Grand Victoria Casino Elgin									
Revenue	***$ 1,944,410***	***$ 5,267,439***	***$ 5,366,409***	***$ 5,696,948***	***$ 5,495,738***	***$ 5,004,778***	***$ 5,239,437***	***$ 5,237,672***	***95.52%***
Interest Revenue	**$ (4,093)**	**$ (124,917)**	**$ 393,983**	**$ 578,847**	**$ 599,448**	**$ 94,017**	**$ 228,790**	**$ 228,790**	**41.09%**
38000 - Investment Income	$ (4,093)	$ (124,917)	$ 393,983	$ 578,847	$ 599,448	$ 94,017	$ 228,790	$ 228,790	41.09%
Other	**$ 1,946,103**	**$ 5,389,906**	**$ 4,948,625**	**$ 5,116,618**	**$ 4,896,290**	**$ 4,910,026**	**$ 5,010,647**	**$ 5,008,882**	**97.99%**
38550 - Riverboat Proceeds	$ 1,946,103	$ 5,389,906	$ 4,948,625	$ 5,116,618	$ 4,896,290	$ 4,910,026	$ 4,896,290	$ 4,896,290	100.28%
39900 - Fund Balance Utilization	$ -	$ -	$ -	$ -	$ -	$ -	$ 114,357	$ 112,592	0.00%
Reimbursements	**$ 2,400**	**$ 2,450**	**$ 800**	**$ 1,483**	**$ -**	**$ 735**	**$ -**	**$ -**	**0.00%**
37900 - Miscellaneous Reimbursement	$ 2,400	$ 2,450	$ 800	$ 1,483	$ -	$ 735	$ -	$ -	0.00%
Transfers In	**$ -**	**$ -**	**$ 23,000**	**$ -**	**$ -**	**$ -**	**$ -**	**$ -**	**0.00%**
39405 - Transfer from Cost Share Drainage Fund 405	$ -	$ -	$ 23,000	$ -	$ -	$ -	$ -	$ -	0.00%
Expenses	***$ 2,602,731***	***$ 2,819,891***	***$ 3,725,681***	***$ 4,908,492***	***$ 4,451,092***	***$ 4,361,385***	***$ 5,239,437***	***$ 5,237,672***	***83.24%***
Commodities	**$ 6,954**	**$ 6,972**	**$ 6,763**	**$ 7,618**	**$ 10,515**	**$ 3,539**	**$ 30**	**$ 30**	**11,795.27%**
60000 - Office Supplies	$ 102	$ 21	$ 93	$ 30	$ -	$ -	$ 30	$ 30	0.00%
60010 - Operating Supplies	$ -	$ -	$ -	$ -	$ -	$ -	$ -	$ -	0.00%
60040 - Postage	$ -	$ -	$ -	$ -	$ -	$ -	$ -	$ -	0.00%
60050 - Books and Subscriptions	$ 6,000	$ 6,000	$ 6,000	$ 5,167	$ 8,500	$ 3,500	$ -	$ -	0.00%
60070 - Computer Hardware- Non Capital	$ -	$ -	$ -	$ 2,060	$ 1,095	$ -	$ -	$ -	0.00%
63000 - Utilities- Natural Gas	$ 45	$ 97	$ 66	$ 18	$ 37	$ -	$ -	$ -	0.00%
63010 - Utilities- Electric	$ 37	$ 56	$ 37	$ 16	$ 25	$ -	$ -	$ -	0.00%
64000 - Telephone	$ 232	$ 249	$ 227	$ 157	$ 347	$ 15	$ -	$ -	0.00%
64010 - Cellular Phone	$ 441	$ 414	$ 248	$ 121	$ 450	$ 24	$ -	$ -	0.00%
64020 - Internet	$ 98	$ 136	$ 92	$ 49	$ 61	$ -	$ -	$ -	0.00%
Contingency and Other	**$ -**	**$ -**	**$ -**	**$ -**	**$ -**	**$ -**	**$ -**	**$ -**	**0.00%**
89000 - Addition to Fund Balance	$ -	$ -	$ -	$ -	$ -	$ -	$ -	$ -	0.00%
Contractual Services	**$ 388,013**	**$ 499,829**	**$ 964,380**	**$ 1,022,240**	**$ 987,090**	**$ 403,415**	**$ 1,084,721**	**$ 1,084,721**	**37.19%**
50340 - Software Licensing Cost	$ 212	$ -	$ 6	$ 94	$ 571	$ -	$ 381	$ 381	0.00%
50590 - Professional Services	$ 331	$ 44	$ 63	$ 24	$ 33	$ -	$ -	$ -	0.00%
52010 - Janitorial Services	$ 414	$ 620	$ 382	$ 208	$ 205	$ -	$ -	$ -	0.00%
52110 - Repairs and Maint- Buildings	$ -	$ 117	$ 74	$ 23	$ 37	$ -	$ -	$ -	0.00%
52140 - Repairs and Maint- Copiers	$ 32	$ 52	$ 43	$ 24	$ 47	$ -	$ -	$ -	0.00%
52180 - Building Space Rental	$ 4,176	$ 5,547	$ 3,290	$ 1,965	$ 1,675	$ -	$ -	$ -	0.00%
53000 - Liability Insurance	$ 984	$ 1,206	$ 1,322	$ 1,159	$ 1,480	$ -	$ 2,634	$ 2,634	0.00%
53020 - Unemployment Claims	$ 32	$ 36	$ 18	$ 19	$ 20	$ -	$ 43	$ 43	0.00%
53100 - Conferences and Meetings	$ 77	$ -	$ -	$ -	$ -	$ -	$ 50	$ 50	0.00%
53110 - Employee Training	$ -	$ -	$ 17	$ -	$ 663	$ -	$ 15,000	$ 15,000	0.00%
55010 - External Grants	$ 381,755	$ 492,208	$ 409,165	$ 1,018,724	$ 982,359	$ 403,415	$ 1,066,613	$ 1,066,613	37.82%
55011 - Internal Grant to Workforce Development	$ -	$ -	$ 550,000	$ -	$ -	$ -	$ -	$ -	0.00%
Personnel Services- Employee Benefits	**$ 30,763**	**$ 35,206**	**$ 20,270**	**$ 9,001**	**$ 20,245**	**$ 8,052**	**$ 43,336**	**$ 43,117**	**18.58%**
45000 - Healthcare Contribution	$ 21,821	$ 26,548	$ 13,564	$ 3,799	$ 14,659	$ 4,175	$ 17,199	$ 17,199	24.28%
45010 - Dental Contribution	$ 560	$ 562	$ 327	$ 149	$ 52	$ 92	$ 576	$ 576	15.93%

Committee Revenue Expense Budget Report - by Account Detail

Through May 31, 2026 (50.0% YTD, 50.00% Payroll Expense through Pay Period Ending 5/23/2026)

***2021, 2022, 2023, 2024, 2025 and 2026 Actual Fiscal Year**

Department / Fund / Account Classification	2021 Actual Amount*	2022 Actual Amount*	2023 Actual Amount*	2024 Actual Amount*	2025 Actual Amount*	2026 Actual Amount*	2026 Amended Budget	2026 Adopted Budget	2026 YTD% Actual/Amended Budget
45100 - FICA/SS Contribution	$ 3,183	$ 3,514	$ 3,205	$ 2,775	$ 2,845	$ 2,042	$ 12,290	$ 12,172	16.62%
45200 - IMRF Contribution	$ 3,657	$ 3,127	$ 2,187	$ 1,663	$ 2,025	$ 1,742	$ 10,515	$ 10,414	16.57%
53010 - Workers Compensation	$ 1,542	$ 1,455	$ 988	$ 616	$ 664	$ -	$ 2,756	$ 2,756	0.00%
Personnel Services- Salaries & Wages	**$ 48,303**	**$ 52,572**	**$ 45,287**	**$ 37,269**	**$ 39,885**	**$ 28,150**	**$ 160,743**	**$ 159,197**	**17.51%**
40000 - Salaries and Wages	$ 48,303	$ 52,572	$ 45,287	$ 37,269	$ 39,885	$ 28,150	$ 160,743	$ 159,197	17.51%
40002 - Non-Union Wage Increase	$ -	$ -	$ -	$ -	$ -	$ -	$ -	$ -	0.00%
40003 - Cost of Living Increase	$ -	$ -	$ -	$ -	$ -	$ -	$ -	$ -	0.00%
Services	**$ 18,428**	**$ 9,535**	**$ 13,367**	**$ 13,358**	**$ 18,550**	**$ 4,800**	**$ 35,000**	**$ 35,000**	**13.71%**
45420 - Tuition Reimbursement	$ 18,428	$ 9,535	$ 13,367	$ 13,358	$ 18,550	$ 4,800	$ 35,000	$ 35,000	13.71%
Transfers Out	**$ 2,110,270**	**$ 2,215,777**	**$ 2,675,614**	**$ 3,819,007**	**$ 3,374,806**	**$ 3,913,430**	**$ 3,915,607**	**$ 3,915,607**	**99.94%**
99000 - Transfer To Other Funds	$ 2,110,270	$ -	$ -	$ -	$ -	$ -	$ -	$ -	0.00%
99001 - Transfer to General Fund 001	$ -	$ 2,689	$ 1,622	$ 1,253	$ 1,543	$ -	$ 2,177	$ 2,177	0.00%
99220 - Transfer to Title IV-D Fund 220	$ -	$ 173,153	$ 181,339	$ 29,828	$ 4,933	$ -	$ -	$ -	0.00%
99221 - Transfer to Drug Prosecution Fund 221	$ -	$ 85,192	$ 180,894	$ 356,327	$ 246,976	$ 288,226	$ 288,226	$ 288,226	100.00%
99222 - Transfer to Victim Coordinator Services Fund 222	$ -	$ 124,820	$ 100,960	$ 246,804	$ 254,583	$ 295,833	$ 295,833	$ 295,833	100.00%
99223 - Transfer to Domestic Violence Fund 223	$ -	$ 147,810	$ 350,000	$ 450,755	$ 164,831	$ 206,081	$ 206,081	$ 206,081	100.00%
99230 - Transfer to Child Advocacy Center Fund 230	$ -	$ 473,140	$ 690,656	$ 888,556	$ 1,064,481	$ 1,105,731	$ 1,105,731	$ 1,105,731	100.00%
99351 - Transfer to Kane Kares Fund 351	$ -	$ 142,097	$ 142,097	$ 213,229	$ 213,229	$ 213,229	$ 213,229	$ 213,229	100.00%
99390 - Transfer to Web Technical Services Fund 390	$ -	$ 297,500	$ 297,500	$ 297,500	$ 292,500	$ 306,500	$ 306,500	$ 306,500	100.00%
99400 - Transfer to Econ Develop Fund 400	$ -	$ 58,676	$ 74,643	$ 280,375	$ 280,375	$ 580,375	$ 580,375	$ 580,375	100.00%
99405 - Transfer to Cost Share Drainage Fund 405	$ -	$ 149,700	$ 69,403	$ 4,555	$ 4,555	$ 5,055	$ 5,055	$ 5,055	100.00%
99407 - Transfer to Quality of Kane Grants Fund 407	$ -	$ -	$ -	$ 20,000	$ -	$ -	$ -	$ -	0.00%
99430 - Transfer to Farmland Preservation Fund 430	$ -	$ 500,000	$ 500,000	$ 700,000	$ 750,000	$ 750,000	$ 750,000	$ 750,000	100.00%
99500 - Transfer to Capital Projects Fund 500	$ -	$ -	$ -	$ 250,000	$ -	$ -	$ -	$ -	0.00%
99650 - Transfer to Enterprise Surcharge Fund 650	$ -	$ 61,000	$ 86,500	$ 79,825	$ 96,800	$ 162,400	$ 162,400	$ 162,400	100.00%
430 Farmland Preservation									
Revenue	***$ 315,704***	***$ 452,952***	***$ 774,616***	***$ 969,421***	***$ 1,072,339***	***$ 840,544***	***$ 6,402,757***	***$ 6,400,487***	***13.13%***
Interest Revenue	**$ 604**	**$ (47,053)**	**$ 186,516**	**$ 269,421**	**$ 317,119**	**$ 90,544**	**$ 108,040**	**$ 108,040**	**83.81%**
38000 - Investment Income	$ 604	$ (47,053)	$ 186,516	$ 269,421	$ 317,119	$ 90,544	$ 108,040	$ 108,040	83.81%
Other	**$ -**	**$ 5**	**$ (26,946)**	**$ -**	**$ 5,220**	**$ -**	**$ 3,044,717**	**$ 3,042,447**	**0.00%**
38570 - Refunds	$ -	$ 5	$ -	$ -	$ -	$ -	$ -	$ -	0.00%
38900 - Miscellaneous Other	$ -	$ -	$ (26,946)	$ -	$ 5,220	$ -	$ -	$ -	0.00%
39900 - Fund Balance Utilization	$ -	$ -	$ -	$ -	$ -	$ -	$ 3,044,717	$ 3,042,447	0.00%
Reimbursements	**$ -**	**$ -**	**$ 46**	**$ -**	**$ -**	**$ -**	**$ -**	**$ -**	**0.00%**
37900 - Miscellaneous Reimbursement	$ -	$ -	$ 46	$ -	$ -	$ -	$ -	$ -	0.00%
Transfers In	**$ 315,100**	**$ 500,000**	**$ 500,000**	**$ 700,000**	**$ 750,000**	**$ 750,000**	**$ 750,000**	**$ 750,000**	**100.00%**
39000 - Transfer From Other Funds	$ 315,100	$ -	$ -	$ -	$ -	$ -	$ -	$ -	0.00%
39120 - Transfer from Grand Victoria Casino Elgin Fund 120	$ -	$ 500,000	$ 500,000	$ 700,000	$ 750,000	$ 750,000	$ 750,000	$ 750,000	100.00%
Grants	**$ -**	**$ -**	**$ 115,000**	**$ -**	**$ -**	**$ -**	**$ 2,500,000**	**$ 2,500,000**	**0.00%**
32360 - US Dept of Agriculture Grant	$ -	$ -	$ 115,000	$ -	$ -	$ -	$ 2,500,000	$ 2,500,000	0.00%

Committee Revenue Expense Budget Report - by Account Detail

Through May 31, 2026 (50.0% YTD, 50.00% Payroll Expense through Pay Period Ending 5/23/2026)

***2021, 2022, 2023, 2024, 2025 and 2026 Actual Fiscal Year**

Department / Fund / Account Classification	2021 Actual Amount*	2022 Actual Amount*	2023 Actual Amount*	2024 Actual Amount*	2025 Actual Amount*	2026 Actual Amount*	2026 Amended Budget	2026 Adopted Budget	2026 YTD% Actual/Amended Budget
Expenses	***$ 88,955***	***$ 349,473***	***$ 183,171***	***$ 235,923***	***$ 306,323***	***$ 74,951***	***$ 6,402,757***	***$ 6,400,487***	***1.17%***
Capital	**$ -**	**$ 235,796**	**$ -**	**$ -**	**$ -**	**$ -**	**$ 5,710,336**	**$ 5,710,336**	**0.00%**
75010 - Farmland Preservation Rights - County Portion	$ -	$ 235,796	$ -	$ -	$ -	$ -	$ 2,853,788	$ 2,853,788	0.00%
75020 - Farmland Preservation Rights - Federal Matching	$ -	$ -	$ -	$ -	$ -	$ -	$ 2,856,548	$ 2,856,548	0.00%
Contingency and Other	**$ -**	**$ -**	**$ -**	**$ -**	**$ -**	**$ -**	**$ -**	**$ -**	**0.00%**
89000 - Addition to Fund Balance	$ -	$ -	$ -	$ -	$ -	$ -	$ -	$ -	0.00%
Contractual Services	**$ 23,274**	**$ 26,696**	**$ 61,662**	**$ 119,952**	**$ 171,823**	**$ 45,807**	**$ 600,689**	**$ 600,689**	**7.63%**
50150 - Contractual/Consulting Services	$ 19,509	$ 16,420	$ 47,229	$ 111,879	$ 141,693	$ 45,807	$ 519,156	$ 519,156	8.82%
50160 - Legal Services	$ 1,088	$ 1,939	$ 1,470	$ 1,100	$ 3,130	$ -	$ 25,000	$ 25,000	0.00%
50170 - Appraisal Services	$ -	$ 1,500	$ 7,000	$ 1,800	$ 22,000	$ -	$ 39,594	$ 39,594	0.00%
53000 - Liability Insurance	$ 932	$ 1,452	$ 2,689	$ 5,064	$ 3,727	$ -	$ 2,472	$ 2,472	0.00%
53020 - Unemployment Claims	$ 30	$ 44	$ 37	$ 82	$ 51	$ -	$ 40	$ 40	0.00%
53100 - Conferences and Meetings	$ 1,716	$ 5,342	$ 3,237	$ 28	$ 1,222	$ -	$ 14,427	$ 14,427	0.00%
Personnel Services- Employee Benefits	**$ 8,450**	**$ 10,550**	**$ 9,063**	**$ 26,379**	**$ 31,492**	**$ 6,868**	**$ 23,478**	**$ 23,196**	**29.25%**
45000 - Healthcare Contribution	$ 1,505	$ 1,563	$ 1,755	$ 12,261	$ 16,505	$ 3,695	$ 12,367	$ 12,367	29.88%
45010 - Dental Contribution	$ 64	$ 64	$ 64	$ 287	$ 344	$ 82	$ 276	$ 276	29.64%
45100 - FICA/SS Contribution	$ 4,356	$ 5,714	$ 4,469	$ 6,652	$ 7,453	$ 1,673	$ 5,223	$ 5,071	32.04%
45200 - IMRF Contribution	$ 1,064	$ 1,456	$ 731	$ 3,694	$ 5,448	$ 1,417	$ 4,465	$ 4,335	31.75%
53010 - Workers Compensation	$ 1,461	$ 1,753	$ 2,044	$ 3,485	$ 1,741	$ -	$ 1,147	$ 1,147	0.00%
Personnel Services- Salaries & Wages	**$ 57,231**	**$ 75,035**	**$ 58,805**	**$ 87,364**	**$ 100,831**	**$ 22,277**	**$ 68,254**	**$ 66,266**	**32.64%**
40000 - Salaries and Wages	$ 56,694	$ 74,999	$ 58,537	$ 87,364	$ 100,831	$ 22,277	$ 68,254	$ 66,266	32.64%
40002 - Non-Union Wage Increase	$ -	$ -	$ -	$ -	$ -	$ -	$ -	$ -	0.00%
40003 - Cost of Living Increase	$ -	$ -	$ -	$ -	$ -	$ -	$ -	$ -	0.00%
40200 - Overtime Salaries	$ 536	$ 35	$ 268	$ -	$ -	$ -	$ -	$ -	0.00%
Transfers Out	**$ -**	**$ 1,396**	**$ 53,641**	**$ 2,228**	**$ 2,177**	**$ -**	**$ -**	**$ -**	**0.00%**
99000 - Transfer To Other Funds	$ -	$ -	$ -	$ -	$ -	$ -	$ -	$ -	0.00%
99001 - Transfer to General Fund 001	$ -	$ 1,396	$ 3,641	$ 2,228	$ 2,177	$ -	$ -	$ -	0.00%
99435 - Transfer to Growing for Kane Fund 435	$ -	$ -	$ 50,000	$ -	$ -	$ -	$ -	$ -	0.00%
491 Tax Sale Purchase									
Revenue	***$ 19,751***	***$ 62,651***	***$ 119,006***	***$ 108,378***	***$ 120,747***	***$ 118,063***	***$ -***	***$ -***	***0.00%***
Proceeds from Sale of Property	**$ 19,751**	**$ 62,651**	**$ 119,006**	**$ 108,378**	**$ 120,747**	**$ 118,063**	**$ -**	**$ -**	**0.00%**
38700 - Proceeds from Sale of Property	$ 19,751	$ 62,651	$ 119,006	$ 108,378	$ 120,747	$ 118,063	$ -	$ -	0.00%
Expenses	***$ 20,775***	***$ 62,651***	***$ 119,006***	***$ 108,378***	***$ 120,747***	***$ 118,063***	***$ -***	***$ -***	***0.00%***
Contingency and Other	**$ 13,102**	**$ 44,929**	**$ -**	**$ -**	**$ -**	**$ -**	**$ -**	**$ -**	**0.00%**
88990 - Move to Agency Fund	$ 13,102	$ 44,929	$ -	$ -	$ -	$ -	$ -	$ -	0.00%
Contractual Services	**$ 7,674**	**$ 17,722**	**$ 119,006**	**$ 108,378**	**$ 120,747**	**$ 118,063**	**$ -**	**$ -**	**0.00%**
50150 - Contractual/Consulting Services	$ 7,674	$ 17,722	$ 119,006	$ 108,378	$ 120,747	$ 118,063	$ -	$ -	0.00%

Committee Revenue Expense Budget Report - by Account Detail

Through May 31, 2026 (50.0% YTD, 50.00% Payroll Expense through Pay Period Ending 5/23/2026)

***2021, 2022, 2023, 2024, 2025 and 2026 Actual Fiscal Year**

Department / Fund / Account Classification	2021 Actual Amount*	2022 Actual Amount*	2023 Actual Amount*	2024 Actual Amount*	2025 Actual Amount*	2026 Actual Amount*	2026 Amended Budget	2026 Adopted Budget	2026 YTD% Actual/Amended Budget
040 Finance									
001 General Fund									
Revenue	***$ 6,827***	***$ -***	***$ 8,251***	***$ 21,718***	***$ 26,196***	***$ -***	***$ 15,000***	***$ 15,000***	***0.00%***
Other	**$ 6,827**	**$ -**	**$ 8,251**	**$ 21,718**	**$ 26,196**	**$ -**	**$ 15,000**	**$ 15,000**	**0.00%**
38565 - Rebates	$ 6,827	$ -	$ 8,251	$ 21,718	$ 26,196	$ -	$ 15,000	$ 15,000	0.00%
Expenses	***$ 1,117,552***	***$ 1,312,326***	***$ 1,329,584***	***$ 1,271,162***	***$ 1,413,296***	***$ 652,048***	***$ 1,316,703***	***$ 1,271,439***	***49.52%***
Capital	**$ -**	**$ -**	**$ -**	**$ -**	**$ -**	**$ -**	**$ -**	**$ -**	**0.00%**
70030 - Computer Software License Cost	$ -	$ -	$ -	$ -	$ -	$ -	$ -	$ -	0.00%
Commodities	**$ 4,485**	**$ 4,731**	**$ 4,715**	**$ 8,450**	**$ 8,785**	**$ 3,862**	**$ 5,784**	**$ 5,784**	**66.76%**
60000 - Office Supplies	$ 2,364	$ 2,649	$ 2,709	$ 3,714	$ 5,604	$ 948	$ 3,184	$ 3,184	29.77%
60020 - Computer Related Supplies	$ 2,121	$ 2,082	$ 2,006	$ 2,415	$ 1,978	$ 2,135	$ 2,600	$ 2,600	82.10%
60050 - Books and Subscriptions	$ -	$ -	$ -	$ -	$ 779	$ 779	$ -	$ -	0.00%
60570 - Office Furniture - Non-Capital	$ -	$ -	$ -	$ 2,321	$ 425	$ -	$ -	$ -	0.00%
Contractual Services	**$ 127,056**	**$ 132,195**	**$ 166,215**	**$ 200,141**	**$ 384,424**	**$ 204,686**	**$ 373,749**	**$ 373,749**	**54.77%**
50130 - Certified Audit Contract	$ 114,436	$ 121,737	$ 125,300	$ 145,395	$ 118,675	$ 101,000	$ 119,200	$ 119,200	84.73%
50150 - Contractual/Consulting Services	$ 4,118	$ 1,050	$ 28,947	$ 39,310	$ 239,200	$ 91,300	$ 228,700	$ 228,700	39.92%
52140 - Repairs and Maint- Copiers	$ 1,113	$ 966	$ 752	$ 763	$ 1,218	$ 421	$ 1,200	$ 1,200	35.05%
53050 - Employment Advertising	$ 400	$ 400	$ 250	$ -	$ -	$ -	$ -	$ -	0.00%
53060 - General Printing	$ -	$ -	$ 55	$ -	$ -	$ -	$ -	$ -	0.00%
53070 - Legal Printing	$ 237	$ 72	$ 21	$ 91	$ 120	$ -	$ 200	$ 200	0.00%
53100 - Conferences and Meetings	$ -	$ 2,270	$ 3,306	$ 2,487	$ 10,407	$ 5,333	$ 8,315	$ 8,315	64.14%
53110 - Employee Training	$ 1,745	$ 565	$ 1,303	$ 7,154	$ 8,533	$ -	$ 9,824	$ 9,824	0.00%
53120 - Employee Mileage Expense	$ 65	$ 257	$ 68	$ 558	$ 628	$ -	$ 150	$ 150	0.00%
53130 - General Association Dues	$ 4,942	$ 4,879	$ 6,213	$ 4,383	$ 5,420	$ 6,632	$ 6,160	$ 6,160	107.66%
55000 - Miscellaneous Contractual Exp	$ -	$ -	$ -	$ -	$ 223	$ -	$ -	$ -	0.00%
Personnel Services- Employee Benefits	**$ 176,461**	**$ 231,516**	**$ 195,412**	**$ 205,263**	**$ -**	**$ -**	**$ 323,104**	**$ 323,104**	**0.00%**
45000 - Healthcare Contribution	$ 171,748	$ 226,095	$ 190,927	$ 200,046	$ -	$ -	$ 176,507	$ 176,507	0.00%
45010 - Dental Contribution	$ 4,713	$ 5,421	$ 4,485	$ 5,217	$ -	$ -	$ 4,584	$ 4,584	0.00%
45100 - FICA/SS Contribution	$ -	$ -	$ -	$ -	$ -	$ -	$ 68,241	$ 68,241	0.00%
45200 - IMRF Contribution	$ -	$ -	$ -	$ -	$ -	$ -	$ 58,336	$ 58,336	0.00%
53010 - Workers Compensation	$ -	$ -	$ -	$ -	$ -	$ -	$ 15,436	$ 15,436	0.00%
Personnel Services- Salaries & Wages	**$ 809,549**	**$ 943,884**	**$ 963,242**	**$ 1,062,571**	**$ 1,020,086**	**$ 443,500**	**$ 937,170**	**$ 891,906**	**47.32%**
40000 - Salaries and Wages	$ 789,410	$ 943,884	$ 963,242	$ 1,062,571	$ 1,020,086	$ 443,500	$ 937,170	$ 891,906	47.32%
40002 - Non-Union Wage Increase	$ -	$ -	$ -	$ -	$ -	$ -	$ -	$ -	0.00%
40003 - Cost of Living Increase	$ -	$ -	$ -	$ -	$ -	$ -	$ -	$ -	0.00%
40007 - Equity Study Adjustments	$ -	$ -	$ -	$ -	$ -	$ -	$ -	$ -	0.00%
40040 - Lump Sum Distribution	$ 20,139	$ -	$ -	$ -	$ -	$ -	$ -	$ -	0.00%
Services	**$ -**	**$ -**	**$ -**	**$ (205,263)**	**$ -**	**$ -**	**$ (323,104)**	**$ (323,104)**	**0.00%**
45005 - Healthcare Contribution Contra Account	$ -	$ -	$ -	$ (200,046)	$ -	$ -	$ (176,507)	$ (176,507)	0.00%
45015 - Dental Insurance Contra Account	$ -	$ -	$ -	$ (5,217)	$ -	$ -	$ (4,584)	$ (4,584)	0.00%
45105 - FICA/SS Contribution Contra Account	$ -	$ -	$ -	$ -	$ -	$ -	$ (68,241)	$ (68,241)	0.00%
45205 - IMRF Contribution Contra Account	$ -	$ -	$ -	$ -	$ -	$ -	$ (58,336)	$ (58,336)	0.00%
53015 - Worker's Comp Contra Account	$ -	$ -	$ -	$ -	$ -	$ -	$ (15,436)	$ (15,436)	0.00%
120 Grand Victoria Casino Elgin									
Revenue	***$ -***	***$ -***	***$ -***	***$ -***	***$ -***	***$ -***	***$ 3,035***	***$ -***	***0.00%***
Other	**$ -**	**$ -**	**$ -**	**$ -**	**$ -**	**$ -**	**$ 3,035**	**$ -**	**0.00%**

Committee Revenue Expense Budget Report - by Account Detail

Through May 31, 2026 (50.0% YTD, 50.00% Payroll Expense through Pay Period Ending 5/23/2026)

***2021, 2022, 2023, 2024, 2025 and 2026 Actual Fiscal Year**

Department / Fund / Account Classification	2021 Actual Amount*	2022 Actual Amount*	2023 Actual Amount*	2024 Actual Amount*	2025 Actual Amount*	2026 Actual Amount*	2026 Amended Budget	2026 Adopted Budget	2026 YTD% Actual/Amended Budget
39900 - Fund Balance Utilization	$ -	$ -	$ -	$ -	$ -	$ -	$ 3,035	$ -	0.00%
Expenses	***$ -***	***$ -***	***$ -***	***$ -***	***$ 111***	***$ 49,886***	***$ 3,035***	***$ -***	***1,643.70%***
Personnel Services- Employee Benefits	**$ -**	**$ -**	**$ -**	**$ -**	**$ 111**	**$ 6,065**	**$ 377**	**$ -**	**1,608.68%**
45100 - FICA/SS Contribution	$ -	$ -	$ -	$ -	$ 65	$ 3,274	$ 203	$ -	1,613.05%
45200 - IMRF Contribution	$ -	$ -	$ -	$ -	$ 46	$ 2,790	$ 174	$ -	1,603.59%
Personnel Services- Salaries & Wages	**$ -**	**$ -**	**$ -**	**$ -**	**$ -**	**$ 43,822**	**$ 2,658**	**$ -**	**1,648.67%**
40000 - Salaries and Wages	$ -	$ -	$ -	$ -	$ -	$ 43,822	$ 2,658	$ -	1,648.67%

Committee Revenue Expense Budget Report - by Account Detail

Through May 31, 2026 (50.0% YTD, 50.00% Payroll Expense through Pay Period Ending 5/23/2026)

***2021, 2022, 2023, 2024, 2025 and 2026 Actual Fiscal Year**

Department / Fund / Account Classification	2021 Actual Amount*	2022 Actual Amount*	2023 Actual Amount*	2024 Actual Amount*	2025 Actual Amount*	2026 Actual Amount*	2026 Amended Budget	2026 Adopted Budget	2026 YTD% Actual/Amended Budget
060 Information Technologies									
001 General Fund									
Revenue	***$ 1,114,650***	***$ 1,151,772***	***$ 1,208,784***	***$ 1,385,794***	***$ 1,300,643***	***$ 1,019,155***	***$ 1,206,127***	***$ 1,206,127***	***84.50%***
Other	**$ 143,335**	**$ 98,380**	**$ 157,673**	**$ 154,118**	**$ 173,146**	**$ 68,626**	**$ 186,731**	**$ 186,731**	**36.75%**
38900 - Miscellaneous Other	$ 143,335	$ 98,380	$ 157,673	$ 154,118	$ 173,146	$ 68,626	$ 186,731	$ 186,731	36.75%
Charges for Services	**$ 203,707**	**$ 262,467**	**$ 272,805**	**$ 390,446**	**$ 353,718**	**$ 59,483**	**$ 98,934**	**$ 98,934**	**60.12%**
34020 - Computer Services Fees	$ 203,707	$ 262,467	$ 272,805	$ 390,376	$ 353,718	$ 59,483	$ 98,934	$ 98,934	60.12%
34870 - GIS Mapping Fees	$ -	$ -	$ -	$ 70	$ -	$ -	$ -	$ -	0.00%
Transfers In	**$ 767,608**	**$ 790,924**	**$ 778,306**	**$ 841,230**	**$ 773,780**	**$ 891,046**	**$ 920,462**	**$ 920,462**	**96.80%**
39000 - Transfer From Other Funds	$ 767,608	$ -	$ -	$ -	$ -	$ -	$ -	$ -	0.00%
39001 - Transfer from General Fund 001	$ -	$ -	$ 17,478	$ -	$ -	$ -	$ -	$ -	0.00%
39010 - Transfer from Insurance Liability Fund 010	$ -	$ 3,575	$ 4,078	$ 3,981	$ 4,935	$ 8,104	$ 8,104	$ 8,104	100.00%
39101 - Transfer from Geographic Information Systems Fund 101	$ -	$ 31,282	$ 33,616	$ 34,585	$ 32,775	$ 37,547	$ 37,547	$ 37,547	100.00%
39120 - Transfer from Grand Victoria Casino Elgin Fund 120	$ -	$ 2,689	$ 1,622	$ 1,253	$ 1,543	$ -	$ 2,177	$ 2,177	0.00%
39127 - Transfer from Judicial Technology Sales Tax Fund 127	$ -	$ 25,000	$ 35,196	$ 13,370	$ 8,709	$ 15,644	$ 15,644	$ 15,644	100.00%
39150 - Transfer from Sales Tax Automation Fund 150	$ -	$ -	$ 4,370	$ 2,971	$ 5,806	$ 5,806	$ 5,806	$ 5,806	100.00%
39160 - Transfer from Vital Record Automation Fund 160	$ -	$ 1,955	$ 1,515	$ 594	$ 2,032	$ 3,129	$ 3,129	$ 3,129	100.00%
39197 - Transfer from Foreclosure Mediation Fund 197	$ -	$ -	$ 2,913	$ -	$ -	$ -	$ -	$ -	0.00%
39200 - Transfer from Court Automation Fund 200	$ -	$ 25,137	$ -	$ 23,770	$ 17,418	$ 12,516	$ 12,516	$ 12,516	100.00%
39201 - Transfer from Court Document Storage Fund 201	$ -	$ 36,309	$ -	$ 11,885	$ 11,612	$ 6,258	$ 6,258	$ 6,258	100.00%
39202 - Transfer from Child Support Fund 202	$ -	$ 11,172	$ -	$ 5,942	$ 5,806	$ 6,258	$ 6,258	$ 6,258	100.00%
39203 - Transfer from Circuit Clerk Admin Services Fund 203	$ -	$ 13,965	$ -	$ 8,914	$ 8,709	$ 9,387	$ 9,387	$ 9,387	100.00%
39204 - Transfer from Circuit Clerk Electronic Citation Fund 204	$ -	$ 8,379	$ -	$ 5,942	$ 5,806	$ 3,129	$ 3,129	$ 3,129	100.00%
39250 - Transfer from Law Library Fund 250	$ -	$ 5,585	$ 5,826	$ 2,971	$ 2,903	$ 3,129	$ 3,129	$ 3,129	100.00%
39269 - Transfer from KaneComm Fund 269	$ -	$ 108,445	$ 110,973	$ 105,650	$ 63,866	$ 68,835	$ 68,835	$ 68,835	100.00%
39290 - Transfer from Animal Control Fund 290	$ -	$ 30,719	$ -	$ 38,626	$ 37,739	$ 40,677	$ 40,677	$ 40,677	100.00%
39300 - Transfer from County Highway Fund 300	$ -	$ 172,588	$ 184,111	$ 183,293	$ 180,216	$ 202,662	$ 202,662	$ 202,662	100.00%
39302 - Transfer from Motor Fuel Tax Fund 302	$ -	$ 92,169	$ 104,868	$ 109,934	$ 107,411	$ 115,773	$ 115,773	$ 115,773	100.00%
39350 - Transfer from County Health Fund 350	$ -	$ 175,936	$ 180,606	$ 191,345	$ 186,953	$ 278,168	$ 278,168	$ 278,168	100.00%
39351 - Transfer from Kane Kares Fund 351	$ -	$ 13,963	$ 17,478	$ 18,124	$ 17,708	$ 19,086	$ 19,086	$ 19,086	100.00%
39355 - Transfer from American Rescue Plan Fund 355	$ -	$ -	$ 5,826	$ 5,942	$ 11,612	$ 12,516	$ 12,516	$ 12,516	100.00%
39380 - Transfer from Veterans' Commission Fund 380	$ -	$ -	$ 12,368	$ 11,885	$ 14,515	$ 15,645	$ 15,645	$ 15,645	100.00%
39400 - Transfer from Economic Development Fund 400	$ -	$ -	$ 4,370	$ 2,228	$ 2,177	$ -	$ -	$ -	0.00%
39401 - Transfer from Community Development Block Grant Fund 401	$ -	$ 6,721	$ 4,456	$ 4,412	$ 2,741	$ -	$ 7,112	$ 7,112	0.00%
39402 - Transfer from HOME Program Fund 402	$ -	$ 2,390	$ 2,501	$ 1,552	$ 639	$ -	$ 2,758	$ 2,758	0.00%
39404 - Transfer from Homeless Management Info Systems Fund 404	$ -	$ 2,688	$ 2,951	$ 3,677	$ 1,357	$ -	$ 1,996	$ 1,996	0.00%
39406 - Transfer from OCR & Recovery Act Programs Fund 406	$ -	$ -	$ -	$ -	$ -	$ -	$ -	$ -	0.00%
39409 - Transfer from Continuum of Care Planning Grant Fund 409	$ -	$ 1,344	$ 1,524	$ 2,070	$ 2,422	$ -	$ 3,326	$ 3,326	0.00%
39410 - Transfer from Elgin CDBG Fund 410	$ -	$ 3,137	$ 1,466	$ 1,362	$ 985	$ -	$ -	$ -	0.00%
39412 - Transfer from Emergency Rental Assistance #2 Fund 412	$ -	$ -	$ 3,303	$ 9,887	$ 4,311	$ -	$ 2,903	$ 2,903	0.00%
39413 - Transfer from CDBG-CV Fund 413	$ -	$ -	$ 821	$ 2,097	$ -	$ -	$ 1,161	$ 1,161	0.00%

Committee Revenue Expense Budget Report - by Account Detail

Through May 31, 2026 (50.0% YTD, 50.00% Payroll Expense through Pay Period Ending 5/23/2026)

***2021, 2022, 2023, 2024, 2025 and 2026 Actual Fiscal Year**

Department / Fund / Account Classification	2021 Actual Amount*	2022 Actual Amount*	2023 Actual Amount*	2024 Actual Amount*	2025 Actual Amount*	2026 Actual Amount*	2026 Amended Budget	2026 Adopted Budget	2026 YTD% Actual/Amended Budget
39414 - Transfer from Home - ARP Fund 414	$ -	$ -	$ 2,091	$ 6,373	$ 4,630	$ -	$ 7,983	$ 7,983	0.00%
39415 - Transfer from Homeless Prevention Program Fund 415	$ -	$ 8,962	$ 2,716	$ -	$ -	$ -	$ -	$ -	0.00%
39420 - Transfer from Stormwater Management Fund 420	$ -	$ 279	$ 262	$ 267	$ 261	$ 261	$ 261	$ 261	100.00%
39430 - Transfer from Farmland Preservation Fund 430	$ -	$ 1,396	$ 3,641	$ 2,228	$ 2,177	$ -	$ -	$ -	0.00%
39520 - Transfer from Mill Creek Special Service Area Fund 520	$ -	$ 3,351	$ 23,496	$ 23,090	$ 23,019	$ 25,529	$ 25,529	$ 25,529	100.00%
39650 - Transfer from Enterprise Surcharge Fund 650	$ -	$ 1,788	$ 1,864	$ 1,010	$ 987	$ 987	$ 987	$ 987	100.00%
Expenses	***$ 3,564,272***	***$ 3,944,438***	***$ 4,095,163***	***$ 4,067,554***	***$ 4,319,866***	***$ 1,951,674***	***$ 4,902,414***	***$ 4,691,243***	***39.81%***
Capital	**$ -**	**$ -**	**$ -**	**$ -**	**$ -**	**$ -**	**$ -**	**$ -**	**0.00%**
70060 - Communications Equipment	$ -	$ -	$ -	$ -	$ -	$ -	$ -	$ -	0.00%
70070 - Automotive Equipment	$ -	$ -	$ -	$ -	$ -	$ -	$ -	$ -	0.00%
Commodities	**$ 81,619**	**$ 91,913**	**$ 98,649**	**$ 112,408**	**$ 75,102**	**$ 22,268**	**$ 106,750**	**$ 106,750**	**20.86%**
60000 - Office Supplies	$ 19,232	$ 25,282	$ 17,035	$ 26,372	$ 18,383	$ 6,502	$ 27,300	$ 27,300	23.82%
60020 - Computer Related Supplies	$ 38,851	$ 36,771	$ 46,481	$ 51,966	$ 35,851	$ 8,829	$ 55,450	$ 55,450	15.92%
60050 - Books and Subscriptions	$ 1,387	$ 330	$ 259	$ -	$ -	$ -	$ -	$ -	0.00%
60110 - Printing Supplies	$ 17,498	$ 22,497	$ 26,071	$ 31,235	$ 17,189	$ 5,749	$ 20,000	$ 20,000	28.74%
60265 - Public Health Commodities - Coronavirus	$ 94	$ 2,535	$ 4,960	$ -	$ -	$ -	$ -	$ -	0.00%
60570 - Office Furniture - Non-Capital	$ 2,600	$ 1,806	$ 1,569	$ -	$ -	$ -	$ -	$ -	0.00%
63040 - Fuel- Vehicles	$ 1,805	$ 2,692	$ 2,274	$ 2,835	$ 3,427	$ 1,189	$ 4,000	$ 4,000	29.72%
64000 - Telephone	$ 152	$ -	$ -	$ -	$ 252	$ -	$ -	$ -	0.00%
Contractual Services	**$ 314,455**	**$ 441,969**	**$ 397,485**	**$ 436,247**	**$ 516,052**	**$ 155,271**	**$ 808,704**	**$ 808,704**	**19.20%**
50150 - Contractual/Consulting Services	$ 169,639	$ 191,552	$ 193,306	$ 208,151	$ 142,346	$ 132,993	$ 349,400	$ 349,400	38.06%
50235 - Public Health Services - Coronavirus	$ -	$ 40,590	$ -	$ -	$ -	$ -	$ -	$ -	0.00%
50340 - Software Licensing Cost	$ 230	$ -	$ 76	$ -	$ -	$ -	$ -	$ -	0.00%
52130 - Repairs and Maint- Computers	$ 60,475	$ 58,170	$ 62,980	$ 95,341	$ 103,631	$ -	$ 148,003	$ 148,003	0.00%
52140 - Repairs and Maint- Copiers	$ -	$ -	$ -	$ -	$ -	$ -	$ -	$ -	0.00%
52150 - Repairs and Maint- Comm Equip	$ 36,765	$ 119,591	$ 65,836	$ 103,183	$ 256,092	$ 21,444	$ 269,300	$ 269,300	7.96%
52230 - Repairs and Maint- Vehicles	$ 2,430	$ 1,553	$ 2,340	$ 3,811	$ 1,553	$ 277	$ 4,000	$ 4,000	6.92%
52240 - Repairs and Maint- Office Equip	$ 683	$ -	$ -	$ -	$ -	$ -	$ -	$ -	0.00%
53040 - General Advertising	$ 67	$ -	$ 74	$ -	$ -	$ -	$ 1,000	$ 1,000	0.00%
53100 - Conferences and Meetings	$ 29,270	$ 19,155	$ 36,194	$ 21,457	$ 1,501	$ 134	$ 15,000	$ 15,000	0.90%
53110 - Employee Training	$ 14,034	$ 9,589	$ 35,586	$ 3,402	$ 10,837	$ 350	$ 20,501	$ 20,501	1.71%
53120 - Employee Mileage Expense	$ 862	$ 1,485	$ 1,093	$ 903	$ 94	$ 73	$ 1,500	$ 1,500	4.85%
53130 - General Association Dues	$ -	$ 285	$ -	$ -	$ -	$ -	$ -	$ -	0.00%
Personnel Services- Employee Benefits	**$ 470,051**	**$ 510,979**	**$ 586,448**	**$ 652,652**	**$ -**	**$ -**	**$ 1,303,209**	**$ 1,303,209**	**0.00%**
45000 - Healthcare Contribution	$ 477,542	$ 509,801	$ 572,413	$ 636,114	$ -	$ -	$ 702,112	$ 702,112	0.00%
45009 - Healthcare Subsidy	$ (20,483)	$ (12,587)	$ -	$ -	$ -	$ -	$ -	$ -	0.00%
45010 - Dental Contribution	$ 13,593	$ 14,089	$ 14,034	$ 16,538	$ -	$ -	$ 16,216	$ 16,216	0.00%
45019 - Dental Subsidy	$ (601)	$ (324)	$ -	$ -	$ -	$ -	$ -	$ -	0.00%
45100 - FICA/SS Contribution	$ -	$ -	$ -	$ -	$ -	$ -	$ 287,892	$ 287,892	0.00%
45200 - IMRF Contribution	$ -	$ -	$ -	$ -	$ -	$ -	$ 231,643	$ 231,643	0.00%
53010 - Workers Compensation	$ -	$ -	$ -	$ -	$ -	$ -	$ 65,346	$ 65,346	0.00%

Committee Revenue Expense Budget Report - by Account Detail

Through May 31, 2026 (50.0% YTD, 50.00% Payroll Expense through Pay Period Ending 5/23/2026)

***2021, 2022, 2023, 2024, 2025 and 2026 Actual Fiscal Year**

Department / Fund / Account Classification	2021 Actual Amount*	2022 Actual Amount*	2023 Actual Amount*	2024 Actual Amount*	2025 Actual Amount*	2026 Actual Amount*	2026 Amended Budget	2026 Adopted Budget	2026 YTD% Actual/Amended Budget
Personnel Services- Salaries & Wages	**$ 2,698,146**	**$ 2,899,576**	**$ 3,012,582**	**$ 3,518,899**	**$ 3,728,711**	**$ 1,774,134**	**$ 3,986,960**	**$ 3,775,789**	**44.50%**
40000 - Salaries and Wages	$ 2,799,147	$ 2,945,311	$ 2,978,990	$ 3,485,504	$ 3,698,901	$ 1,759,834	$ 3,914,200	$ 3,703,029	44.96%
40002 - Non-Union Wage Increase	$ -	$ -	$ -	$ -	$ -	$ -	$ -	$ -	0.00%
40003 - Cost of Living Increase	$ -	$ -	$ -	$ -	$ -	$ -	$ -	$ -	0.00%
40005 - New Position Budget Moved to Contingency	$ -	$ -	$ -	$ -	$ -	$ -	$ -	$ -	0.00%
40007 - Equity Study Adjustments	$ -	$ -	$ -	$ -	$ -	$ -	$ -	$ -	0.00%
40009 - Salaries and Wages Subsidy	$ (131,547)	$ (83,001)	$ -	$ -	$ -	$ -	$ -	$ -	0.00%
40200 - Overtime Salaries	$ 30,546	$ 37,266	$ 33,592	$ 33,396	$ 29,810	$ 14,300	$ 72,760	$ 72,760	19.65%
Services	**$ -**	**$ -**	**$ -**	**$ (652,652)**	**$ -**	**$ -**	**$ (1,303,209)**	**$ (1,303,209)**	**0.00%**
45005 - Healthcare Contribution Contra Account	$ -	$ -	$ -	$ (636,114)	$ -	$ -	$ (702,112)	$ (702,112)	0.00%
45015 - Dental Insurance Contra Account	$ -	$ -	$ -	$ (16,538)	$ -	$ -	$ (16,216)	$ (16,216)	0.00%
45105 - FICA/SS Contribution Contra Account	$ -	$ -	$ -	$ -	$ -	$ -	$ (287,892)	$ (287,892)	0.00%
45205 - IMRF Contribution Contra Account	$ -	$ -	$ -	$ -	$ -	$ -	$ (231,643)	$ (231,643)	0.00%
53015 - Worker's Comp Contra Account	$ -	$ -	$ -	$ -	$ -	$ -	$ (65,346)	$ (65,346)	0.00%
101 Geographic Information Systems									
Revenue	***$ 1,849,269***	***$ 1,190,471***	***$ 1,040,002***	***$ 1,416,883***	***$ 2,467,341***	***$ 1,287,664***	***$ 2,324,673***	***$ 2,291,806***	***55.39%***
Interest Revenue	**$ (345)**	**$ (17,399)**	**$ 62,417**	**$ 47,033**	**$ 71,209**	**$ 23,968**	**$ 35,306**	**$ 35,306**	**67.89%**
38000 - Investment Income	$ (345)	$ (17,399)	$ 62,417	$ 47,033	$ 71,209	$ 23,968	$ 35,306	$ 35,306	67.89%
Other	**$ -**	**$ -**	**$ -**	**$ -**	**$ -**	**$ -**	**$ 32,867**	**$ -**	**0.00%**
39900 - Fund Balance Utilization	$ -	$ -	$ -	$ -	$ -	$ -	$ 32,867	$ -	0.00%
Reimbursements	**$ 467**	**$ -**	**$ -**	**$ -**	**$ -**	**$ -**	**$ -**	**$ -**	**0.00%**
37900 - Miscellaneous Reimbursement	$ 467	$ -	$ -	$ -	$ -	$ -	$ -	$ -	0.00%
Charges for Services	**$ 1,849,147**	**$ 1,207,870**	**$ 977,585**	**$ 1,369,850**	**$ 2,396,132**	**$ 1,263,696**	**$ 2,256,500**	**$ 2,256,500**	**56.00%**
34010 - GIS Counter Sale Fees	$ -	$ 970	$ 360	$ 170	$ 620	$ 90	$ 500	$ 500	18.00%
34180 - GIS Fees	$ 1,849,147	$ 1,206,900	$ 977,225	$ 1,369,680	$ 2,395,512	$ 1,263,606	$ 2,256,000	$ 2,256,000	56.01%
Transfers In	**$ -**	**$ -**	**$ -**	**$ -**	**$ -**	**$ -**	**$ -**	**$ -**	**0.00%**
39000 - Transfer From Other Funds	$ -	$ -	$ -	$ -	$ -	$ -	$ -	$ -	0.00%
Expenses	***$ 1,605,818***	***$ 1,528,759***	***$ 1,561,570***	***$ 1,497,445***	***$ 1,706,869***	***$ 1,095,064***	***$ 2,324,673***	***$ 2,291,806***	***47.11%***
Capital	**$ 8,627**	**$ 21,545**	**$ 12,899**	**$ -**	**$ 37,682**	**$ 414,644**	**$ 547,600**	**$ 547,600**	**75.72%**
70000 - Computers	$ 2,137	$ 15,304	$ -	$ -	$ 37,682	$ -	$ 15,000	$ 15,000	0.00%
70020 - Computer Software- Capital	$ 6,490	$ 5,192	$ -	$ -	$ -	$ 51,290	$ 80,000	$ 80,000	64.11%
70030 - Computer Software License Cost	$ -	$ -	$ -	$ -	$ -	$ 363,354	$ 452,600	$ 452,600	80.28%
70050 - Printers	$ -	$ 1,049	$ 12,899	$ -	$ -	$ -	$ -	$ -	0.00%
Commodities	**$ 15,394**	**$ 19,955**	**$ 11,781**	**$ 11,401**	**$ 27,540**	**$ 9,304**	**$ 51,756**	**$ 51,756**	**17.98%**
60000 - Office Supplies	$ 2,559	$ 1,368	$ 1,009	$ 365	$ 3,289	$ 39	$ 2,200	$ 2,200	1.78%
60010 - Operating Supplies	$ -	$ -	$ -	$ -	$ -	$ 341	$ 2,100	$ 2,100	16.23%
60020 - Computer Related Supplies	$ 3,806	$ 6,454	$ 2,823	$ 2,765	$ 1,351	$ 1,425	$ 2,500	$ 2,500	56.99%
60050 - Books and Subscriptions	$ 1,178	$ 1,042	$ 2,334	$ 1,415	$ 12,700	$ -	$ 500	$ 500	0.00%
60060 - Computer Software- Non Capital	$ 2,712	$ 2,771	$ -	$ -	$ -	$ 5,816	$ 15,106	$ 15,106	38.50%
60070 - Computer Hardware- Non Capital	$ 298	$ 3,005	$ 85	$ 540	$ 2,424	$ 1,683	$ 14,350	$ 14,350	11.73%

Committee Revenue Expense Budget Report - by Account Detail

Through May 31, 2026 (50.0% YTD, 50.00% Payroll Expense through Pay Period Ending 5/23/2026)

***2021, 2022, 2023, 2024, 2025 and 2026 Actual Fiscal Year**

Department / Fund / Account Classification	2021 Actual Amount*	2022 Actual Amount*	2023 Actual Amount*	2024 Actual Amount*	2025 Actual Amount*	2026 Actual Amount*	2026 Amended Budget	2026 Adopted Budget	2026 YTD% Actual/Amended Budget
60265 - Public Health Commodities - Coronavirus	$ -	$ -	$ -	$ -	$ -	$ -	$ -	$ -	0.00%
60570 - Office Furniture - Non-Capital	$ -	$ -	$ -	$ -	$ 916	$ -	$ 6,000	$ 6,000	0.00%
64000 - Telephone	$ 3,395	$ 4,593	$ 3,627	$ 3,965	$ 3,992	$ -	$ 6,000	$ 6,000	0.00%
64010 - Cellular Phone	$ 1,446	$ 722	$ 1,903	$ 2,352	$ 2,868	$ -	$ 3,000	$ 3,000	0.00%
Contingency and Other	**$ -**	**$ -**	**$ -**	**$ -**	**$ -**	**$ -**	**$ -**	**$ -**	**0.00%**
89000 - Addition to Fund Balance	$ -	$ -	$ -	$ -	$ -	$ -	$ -	$ -	0.00%
Contractual Services	**$ 509,005**	**$ 437,724**	**$ 565,743**	**$ 466,684**	**$ 674,723**	**$ 105,502**	**$ 457,120**	**$ 457,120**	**23.08%**
50150 - Contractual/Consulting Services	$ 234,851	$ 144,969	$ 255,829	$ 154,956	$ 335,937	$ 93,123	$ 384,575	$ 384,575	24.21%
50340 - Software Licensing Cost	$ -	$ -	$ -	$ -	$ -	$ 6,186	$ 20,500	$ 20,500	30.17%
52130 - Repairs and Maint- Computers	$ 250,007	$ 264,816	$ 279,018	$ 285,544	$ 305,018	$ 619	$ 1,300	$ 1,300	47.63%
53000 - Liability Insurance	$ 14,248	$ 17,935	$ 23,309	$ 22,785	$ 29,368	$ -	$ 33,821	$ 33,821	0.00%
53020 - Unemployment Claims	$ 450	$ 542	$ 320	$ 367	$ 396	$ -	$ 544	$ 544	0.00%
53100 - Conferences and Meetings	$ 1,332	$ 897	$ 480	$ 297	$ 2,490	$ -	$ 5,000	$ 5,000	0.00%
53110 - Employee Training	$ 6,003	$ 5,905	$ 4,116	$ 1,125	$ -	$ 4,400	$ 10,000	$ 10,000	44.00%
53120 - Employee Mileage Expense	$ -	$ -	$ -	$ -	$ 55	$ -	$ 150	$ 150	0.00%
53130 - General Association Dues	$ 2,115	$ 2,660	$ 2,670	$ 1,610	$ 1,460	$ 1,175	$ 1,230	$ 1,230	95.53%
Personnel Services- Employee Benefits	**$ 280,814**	**$ 269,080**	**$ 239,113**	**$ 227,706**	**$ 214,146**	**$ 118,762**	**$ 295,155**	**$ 291,071**	**40.24%**
45000 - Healthcare Contribution	$ 133,962	$ 138,204	$ 130,547	$ 118,738	$ 106,199	$ 60,801	$ 147,362	$ 147,362	41.26%
45009 - Healthcare Subsidy	$ (2)	$ -	$ -	$ -	$ -	$ -	$ -	$ -	0.00%
45010 - Dental Contribution	$ 4,646	$ 4,393	$ 3,899	$ 3,661	$ 3,254	$ 1,793	$ 4,329	$ 4,329	41.43%
45019 - Dental Subsidy	$ (0)	$ -	$ -	$ -	$ -	$ -	$ -	$ -	0.00%
45100 - FICA/SS Contribution	$ 55,833	$ 55,776	$ 51,790	$ 55,989	$ 53,060	$ 30,356	$ 71,329	$ 69,127	42.56%
45109 - FICA/SS Subsidy	$ (2)	$ -	$ -	$ -	$ -	$ -	$ -	$ -	0.00%
45200 - IMRF Contribution	$ 64,033	$ 49,063	$ 35,155	$ 33,640	$ 37,913	$ 25,811	$ 56,439	$ 54,557	45.73%
45209 - IMRF Subsidy	$ (2)	$ -	$ -	$ -	$ -	$ -	$ -	$ -	0.00%
53010 - Workers Compensation	$ 22,346	$ 21,645	$ 17,722	$ 15,678	$ 13,720	$ -	$ 15,696	$ 15,696	0.00%
Personnel Services- Salaries & Wages	**$ 749,673**	**$ 749,172**	**$ 698,418**	**$ 757,069**	**$ 720,003**	**$ 409,306**	**$ 935,495**	**$ 906,712**	**43.75%**
40000 - Salaries and Wages	$ 749,325	$ 748,569	$ 698,161	$ 756,609	$ 719,885	$ 406,916	$ 935,495	$ 906,712	43.50%
40002 - Non-Union Wage Increase	$ -	$ -	$ -	$ -	$ -	$ -	$ -	$ -	0.00%
40003 - Cost of Living Increase	$ -	$ -	$ -	$ -	$ -	$ -	$ -	$ -	0.00%
40009 - Salaries and Wages Subsidy	$ (26)	$ -	$ -	$ -	$ -	$ -	$ -	$ -	0.00%
40100 - Part-Time Salaries	$ -	$ -	$ -	$ -	$ -	$ -	$ -	$ -	0.00%
40200 - Overtime Salaries	$ 374	$ 604	$ 257	$ 461	$ 119	$ 2,390	$ -	$ -	0.00%
Transfers Out	**$ 42,304**	**$ 31,282**	**$ 33,616**	**$ 34,585**	**$ 32,775**	**$ 37,547**	**$ 37,547**	**$ 37,547**	**100.00%**
99000 - Transfer To Other Funds	$ 42,304	$ -	$ -	$ -	$ -	$ -	$ -	$ -	0.00%
99001 - Transfer to General Fund 001	$ -	$ 31,282	$ 33,616	$ 34,585	$ 32,775	$ 37,547	$ 37,547	$ 37,547	100.00%
354 Mass Vaccination Fund									
Expenses	***$ 210,271***	***$ 5,951***	***$ -***	***$ -***	***$ -***	***$ -***	***$ -***	***$ -***	***0.00%***
Capital	**$ 22,866**	**$ -**	**$ -**	**$ -**	**$ -**	**$ -**	**$ -**	**$ -**	**0.00%**
70000 - Computers	$ 22,866	$ -	$ -	$ -	$ -	$ -	$ -	$ -	0.00%

Committee Revenue Expense Budget Report - by Account Detail

Through May 31, 2026 (50.0% YTD, 50.00% Payroll Expense through Pay Period Ending 5/23/2026)

***2021, 2022, 2023, 2024, 2025 and 2026 Actual Fiscal Year**

Department / Fund / Account Classification	2021 Actual Amount*	2022 Actual Amount*	2023 Actual Amount*	2024 Actual Amount*	2025 Actual Amount*	2026 Actual Amount*	2026 Amended Budget	2026 Adopted Budget	2026 YTD% Actual/Amended Budget
Commodities	**$ 131,983**	**$ 3,695**	**$ -**	**$ -**	**$ -**	**$ -**	**$ -**	**$ -**	**0.00%**
60010 - Operating Supplies	$ 122,350	$ -	$ -	$ -	$ -	$ -	$ -	$ -	0.00%
60110 - Printing Supplies	$ 7,267	$ 2,560	$ -	$ -	$ -	$ -	$ -	$ -	0.00%
64010 - Cellular Phone	$ 1,156	$ -	$ -	$ -	$ -	$ -	$ -	$ -	0.00%
64020 - Internet	$ 1,210	$ 1,135	$ -	$ -	$ -	$ -	$ -	$ -	0.00%
Contractual Services	**$ 55,422**	**$ 2,256**	**$ -**	**$ -**	**$ -**	**$ -**	**$ -**	**$ -**	**0.00%**
50150 - Contractual/Consulting Services	$ 34,286	$ -	$ -	$ -	$ -	$ -	$ -	$ -	0.00%
50340 - Software Licensing Cost	$ 21,136	$ 2,256	$ -	$ -	$ -	$ -	$ -	$ -	0.00%
385 IL Counties Information Mgmt									
Revenue	***$ (0)***	***$ 4,341***	***$ 109***	***$ 50***	***$ 28***	***$ 3***	***$ -***	***$ -***	***0.00%***
Interest Revenue	**$ (0)**	**$ (59)**	**$ 109**	**$ 50**	**$ 28**	**$ 3**	**$ -**	**$ -**	**0.00%**
38000 - Investment Income	$ (0)	$ (59)	$ 109	$ 50	$ 28	$ 3	$ -	$ -	0.00%
Charges for Services	**$ -**	**$ 4,400**	**$ -**	**$ -**	**$ -**	**$ -**	**$ -**	**$ -**	**0.00%**
35400 - ICIM Association Fees	$ -	$ 4,400	$ -	$ -	$ -	$ -	$ -	$ -	0.00%
Expenses	***$ -***	***$ 2,801***	***$ 723***	***$ 324***	***$ 475***	***$ 241***	***$ -***	***$ -***	***0.00%***
Contractual Services	**$ -**	**$ 2,801**	**$ 723**	**$ 324**	**$ 475**	**$ 241**	**$ -**	**$ -**	**0.00%**
53100 - Conferences and Meetings	$ -	$ 2,801	$ 723	$ 324	$ 475	$ 241	$ -	$ -	0.00%
390 Web Technical Services									
Revenue	***$ 385,649***	***$ 294,318***	***$ 374,631***	***$ 322,270***	***$ 322,656***	***$ 316,539***	***$ 331,500***	***$ 331,500***	***95.49%***
Interest Revenue	**$ 1,066**	**$ (3,182)**	**$ 17,131**	**$ 24,770**	**$ 30,156**	**$ 10,039**	**$ 9,886**	**$ 9,886**	**101.55%**
38000 - Investment Income	$ 1,066	$ (3,182)	$ 17,131	$ 24,770	$ 30,156	$ 10,039	$ 9,886	$ 9,886	101.55%
Other	**$ -**	**$ -**	**$ -**	**$ -**	**$ -**	**$ -**	**$ 15,114**	**$ 15,114**	**0.00%**
39000 - Transfer From Other Funds	$ 384,583	$ -	$ -	$ -	$ -	$ -	$ -	$ -	0.00%
39120 - Transfer from Grand Victoria Casino Elgin Fund 120	$ -	$ 297,500	$ 297,500	$ 297,500	$ 292,500	$ 306,500	$ 306,500	$ 306,500	100.00%
39355 - Transfer from American Rescue Plan Fund 355	$ -	$ -	$ 60,000	$ -	$ -	$ -	$ -	$ -	0.00%
Expenses	***$ 485,934***	***$ 365,916***	***$ 263,522***	***$ 280,567***	***$ 233,242***	***$ 157,777***	***$ 331,500***	***$ 331,500***	***47.59%***
Commodities	**$ 30,000**	**$ -**	**$ -**	**$ -**	**$ -**	**$ -**	**$ -**	**$ -**	**0.00%**
60050 - Books and Subscriptions	$ 30,000	$ -	$ -	$ -	$ -	$ -	$ -	$ -	0.00%
Contractual Services	**$ 455,934**	**$ 365,916**	**$ 263,522**	**$ 280,567**	**$ 233,242**	**$ 157,777**	**$ 331,500**	**$ 331,500**	**47.59%**
50150 - Contractual/Consulting Services	$ 273,951	$ 181,096	$ 23,115	$ 47,618	$ 48,955	$ 4,301	$ 100,000	$ 100,000	4.30%
50235 - Public Health Services - Coronavirus	$ -	$ -	$ -	$ -	$ -	$ -	$ -	$ -	0.00%
50340 - Software Licensing Cost	$ 181,138	$ 184,820	$ 235,845	$ 232,598	$ 178,559	$ 152,280	$ 221,500	$ 221,500	68.75%
52130 - Repairs and Maint- Computers	$ 844	$ -	$ 4,563	$ 350	$ 5,728	$ 1,196	$ 10,000	$ 10,000	11.96%

Committee Revenue Expense Budget Report - by Account Detail

Through May 31, 2026 (50.0% YTD, 50.00% Payroll Expense through Pay Period Ending 5/23/2026)

***2021, 2022, 2023, 2024, 2025 and 2026 Actual Fiscal Year**

Department / Fund / Account Classification	2021 Actual Amount*	2022 Actual Amount*	2023 Actual Amount*	2024 Actual Amount*	2025 Actual Amount*	2026 Actual Amount*	2026 Amended Budget	2026 Adopted Budget	2026 YTD% Actual/Amended Budget
080 Building Management									
001 General Fund									
Revenue	***$ 39,335***	***$ 6,084***	***$ 30,557***	***$ (15,344)***	***$ (19,940)***	***$ 16,371***	***$ 50,659***	***$ 50,659***	***32.32%***
Other	**$ 39,335**	**$ 6,084**	**$ 30,557**	**$ (15,344)**	**$ (19,940)**	**$ 16,371**	**$ 50,659**	**$ 50,659**	**32.32%**
38500 - Rental Income	$ 39,335	$ 6,084	$ 30,557	$ (15,344)	$ (19,940)	$ 5,294	$ 50,659	$ 50,659	10.45%
38900 - Miscellaneous Other	$ -	$ -	$ -	$ -	$ -	$ 11,077	$ -	$ -	0.00%
Expenses	***$ 5,003,744***	***$ 5,552,935***	***$ 9,717,053***	***$ 8,018,165***	***$ 7,176,612***	***$ 3,608,561***	***$ 7,249,001***	***$ 7,292,549***	***49.78%***
Capital	**$ -**	**$ -**	**$ -**	**$ -**	**$ -**	**$ -**	**$ -**	**$ -**	**0.00%**
70090 - Office Equipment	$ -	$ -	$ -	$ -	$ -	$ -	$ -	$ -	0.00%
Commodities	**$ 1,708,452**	**$ 1,621,997**	**$ 2,119,480**	**$ 1,949,363**	**$ 2,006,729**	**$ 989,314**	**$ 1,903,452**	**$ 1,903,452**	**51.97%**
60010 - Operating Supplies	$ 7,026	$ 3,834	$ 12,818	$ 18,150	$ 7,382	$ 5,009	$ 13,041	$ 13,041	38.41%
60020 - Computer Related Supplies	$ -	$ -	$ -	$ -	$ -	$ -	$ -	$ -	0.00%
60040 - Postage	$ -	$ -	$ -	$ -	$ 735	$ -	$ -	$ -	0.00%
60090 - Utilities- Sewer	$ 138,959	$ 129,598	$ 157,035	$ 134,264	$ 156,040	$ 76,903	$ 130,000	$ 130,000	59.16%
60100 - Utilities- Water	$ 122,847	$ 125,061	$ 134,703	$ 131,688	$ 135,225	$ 69,938	$ 105,000	$ 105,000	66.61%
60110 - Printing Supplies	$ 47,006	$ 66,451	$ 64,270	$ 67,830	$ 69,067	$ 35,724	$ 80,080	$ 80,080	44.61%
60160 - Cleaning Supplies	$ 56,889	$ 64,325	$ 158,431	$ 127,154	$ 132,791	$ 70,603	$ 166,000	$ 166,000	42.53%
60210 - Uniform Supplies	$ 4,140	$ 2,893	$ 12,575	$ 5,183	$ 10,689	$ 3,059	$ 8,331	$ 8,331	36.72%
60250 - Medical Supplies and Drugs	$ -	$ -	$ -	$ -	$ -	$ -	$ -	$ -	0.00%
63000 - Utilities- Natural Gas	$ 142,703	$ 205,239	$ 253,514	$ 216,772	$ 290,281	$ 198,089	$ 325,000	$ 325,000	60.95%
63010 - Utilities- Electric	$ 1,171,352	$ 999,033	$ 1,304,813	$ 1,235,688	$ 1,197,723	$ 523,339	$ 1,064,000	$ 1,064,000	49.19%
63040 - Fuel- Vehicles	$ 17,530	$ 25,563	$ 21,322	$ 12,634	$ 6,695	$ 6,649	$ 12,000	$ 12,000	55.41%
64000 - Telephone	$ -	$ -	$ -	$ -	$ 100	$ -	$ -	$ -	0.00%
Contractual Services	**$ 1,901,607**	**$ 2,458,862**	**$ 5,375,042**	**$ 3,437,054**	**$ 2,387,400**	**$ 1,301,816**	**$ 2,411,227**	**$ 2,411,227**	**53.99%**
50150 - Contractual/Consulting Services	$ 1,690	$ -	$ 8,720	$ 22,499	$ 1,420	$ -	$ -	$ -	0.00%
50235 - Public Health Services - Coronavirus	$ -	$ -	$ -	$ -	$ -	$ -	$ -	$ -	0.00%
52000 - Disposal and Water Softener Srvs	$ 32,120	$ 49,460	$ 62,419	$ 94,219	$ 65,174	$ 35,468	$ 75,375	$ 75,375	47.06%
52010 - Janitorial Services	$ 562,026	$ 620,390	$ 957,054	$ 565,108	$ 181,526	$ 83,214	$ 175,000	$ 175,000	47.55%
52020 - Repairs and Maintenance- Roads	$ 127,623	$ 130,218	$ 302,504	$ 229,680	$ 243,910	$ 178,153	$ 325,000	$ 325,000	54.82%
52110 - Repairs and Maint- Buildings	$ 461,839	$ 802,148	$ 2,044,780	$ 1,650,036	$ 1,530,459	$ 813,739	$ 1,452,000	$ 1,452,000	56.04%
52120 - Repairs and Maint- Grounds	$ 134,647	$ 183,371	$ 224,009	$ 222,068	$ 131,241	$ 120,083	$ 250,000	$ 250,000	48.03%
52160 - Repairs and Maint- Equipment	$ 351,158	$ 461,410	$ 1,448,110	$ 385,764	$ 4,728	$ -	$ -	$ -	0.00%
52190 - Equipment Rental	$ -	$ -	$ 4,284	$ 6,546	$ 1,313	$ -	$ 10,000	$ 10,000	0.00%
52210 - Building Lease	$ 130,000	$ 129,769	$ 146,332	$ 166,435	$ 144,039	$ -	$ -	$ -	0.00%
52220 - Equipment Lease	$ 17,325	$ 18,258	$ 41,239	$ 14,372	$ -	$ -	$ -	$ -	0.00%
52230 - Repairs and Maint- Vehicles	$ 26,594	$ 23,328	$ 68,473	$ 28,685	$ 11,934	$ 27,750	$ 21,500	$ 21,500	129.07%
52260 - Grease Trap- Septic Services	$ 8,285	$ 8,600	$ 7,507	$ 10,270	$ 10,535	$ 5,195	$ 9,952	$ 9,952	52.20%
53060 - General Printing	$ 45,727	$ 31,753	$ 59,612	$ 41,328	$ 55,321	$ 38,200	$ 87,000	$ 87,000	43.91%
53110 - Employee Training	$ 2,574	$ 155	$ -	$ 45	$ 5,801	$ -	$ 5,000	$ 5,000	0.00%
53120 - Employee Mileage Expense	$ -	$ -	$ -	$ -	$ -	$ 14	$ 400	$ 400	3.38%
Personnel Services- Employee Benefits	**$ 214,371**	**$ 212,401**	**$ 365,217**	**$ 505,080**	**$ -**	**$ -**	**$ 1,055,053**	**$ 1,055,053**	**0.00%**
45000 - Healthcare Contribution	$ 207,573	$ 205,742	$ 355,728	$ 492,404	$ -	$ -	$ 597,931	$ 597,931	0.00%
45009 - Healthcare Subsidy	$ (437)	$ -	$ -	$ -	$ -	$ -	$ -	$ -	0.00%
45010 - Dental Contribution	$ 7,250	$ 6,660	$ 9,489	$ 12,676	$ -	$ -	$ 13,845	$ 13,845	0.00%
45019 - Dental Subsidy	$ (15)	$ -	$ -	$ -	$ -	$ -	$ -	$ -	0.00%
45100 - FICA/SS Contribution	$ -	$ -	$ -	$ -	$ -	$ -	$ 226,623	$ 226,623	0.00%
45200 - IMRF Contribution	$ -	$ -	$ -	$ -	$ -	$ -	$ 165,116	$ 165,116	0.00%
53010 - Workers Compensation	$ -	$ -	$ -	$ -	$ -	$ -	$ 51,538	$ 51,538	0.00%

Committee Revenue Expense Budget Report - by Account Detail

Through May 31, 2026 (50.0% YTD, 50.00% Payroll Expense through Pay Period Ending 5/23/2026)

***2021, 2022, 2023, 2024, 2025 and 2026 Actual Fiscal Year**

Department / Fund / Account Classification	2021 Actual Amount*	2022 Actual Amount*	2023 Actual Amount*	2024 Actual Amount*	2025 Actual Amount*	2026 Actual Amount*	2026 Amended Budget	2026 Adopted Budget	2026 YTD% Actual/Amended Budget
Personnel Services- Salaries & Wages	**$ 1,179,315**	**$ 1,259,674**	**$ 1,857,313**	**$ 2,631,748**	**$ 2,782,483**	**$ 1,317,431**	**$ 2,934,322**	**$ 2,977,870**	**44.90%**
40000 - Salaries and Wages	$ 1,156,776	$ 1,237,804	$ 1,799,144	$ 2,508,375	$ 2,640,705	$ 1,262,351	$ 2,729,010	$ 2,772,558	46.26%
40002 - Non-Union Wage Increase	$ -	$ -	$ -	$ -	$ -	$ -	$ -	$ -	0.00%
40003 - Cost of Living Increase	$ -	$ -	$ -	$ -	$ -	$ -	$ -	$ -	0.00%
40005 - New Position Budget Moved to Contingency	$ -	$ -	$ -	$ -	$ -	$ -	$ -	$ -	0.00%
40007 - Equity Study Adjustments	$ -	$ -	$ -	$ -	$ -	$ -	$ -	$ -	0.00%
40009 - Salaries and Wages Subsidy	$ (1,050)	$ -	$ -	$ -	$ -	$ -	$ -	$ -	0.00%
40200 - Overtime Salaries	$ 23,588	$ 21,870	$ 58,169	$ 123,373	$ 141,778	$ 55,080	$ 205,312	$ 205,312	26.83%
Services	**$ -**	**$ -**	**$ -**	**$ (505,080)**	**$ -**	**$ -**	**$ (1,055,053)**	**$ (1,055,053)**	**0.00%**
45005 - Healthcare Contribution Contra Account	$ -	$ -	$ -	$ (492,404)	$ -	$ -	$ (597,931)	$ (597,931)	0.00%
45015 - Dental Insurance Contra Account	$ -	$ -	$ -	$ (12,676)	$ -	$ -	$ (13,845)	$ (13,845)	0.00%
45105 - FICA/SS Contribution Contra Account	$ -	$ -	$ -	$ -	$ -	$ -	$ (226,623)	$ (226,623)	0.00%
45205 - IMRF Contribution Contra Account	$ -	$ -	$ -	$ -	$ -	$ -	$ (165,116)	$ (165,116)	0.00%
53015 - Worker's Comp Contra Account	$ -	$ -	$ -	$ -	$ -	$ -	$ (51,538)	$ (51,538)	0.00%
354 Mass Vaccination Fund									
Expenses	***$ 225,821***	***$ 29,669***	***$ 3,840***	***$ -***	***$ -***	***$ -***	***$ -***	***$ -***	***0.00%***
Commodities	**$ 24,099**	**$ -**	**$ -**	**$ -**	**$ -**	**$ -**	**$ -**	**$ -**	**0.00%**
60010 - Operating Supplies	$ 24,099	$ -	$ -	$ -	$ -	$ -	$ -	$ -	0.00%
Contingency and Other	**$ -**	**$ -**	**$ -**	**$ -**	**$ -**	**$ -**	**$ -**	**$ -**	**0.00%**
89000 - Addition to Fund Balance	$ -	$ -	$ -	$ -	$ -	$ -	$ -	$ -	0.00%
Contractual Services	**$ 201,722**	**$ 29,669**	**$ 3,840**	**$ -**	**$ -**	**$ -**	**$ -**	**$ -**	**0.00%**
50150 - Contractual/Consulting Services	$ 201,722	$ 29,669	$ 3,840	$ -	$ -	$ -	$ -	$ -	0.00%

Committee Revenue Expense Budget Report - by Account Detail

Through May 31, 2026 (50.0% YTD, 50.00% Payroll Expense through Pay Period Ending 5/23/2026)

***2021, 2022, 2023, 2024, 2025 and 2026 Actual Fiscal Year**

Department / Fund / Account Classification	2021 Actual Amount*	2022 Actual Amount*	2023 Actual Amount*	2024 Actual Amount*	2025 Actual Amount*	2026 Actual Amount*	2026 Amended Budget	2026 Adopted Budget	2026 YTD% Actual/Amended Budget
120 Human Resource Management									
001 General Fund									
Expenses	***$ 230,337***	***$ 205,373***	***$ 263,976***	***$ 245,588***	***$ 243,485***	***$ 120,087***	***$ 252,993***	***$ 246,022***	***47.47%***
Capital	**$ -**	**$ -**	**$ -**	**$ 2,145**	**$ -**	**$ -**	**$ -**	**$ -**	**0.00%**
70080 - Office Furniture	$ -	$ -	$ -	$ -	$ -	$ -	$ -	$ -	0.00%
70090 - Office Equipment	$ -	$ -	$ -	$ 2,145	$ -	$ -	$ -	$ -	0.00%
Commodities	**$ 5,448**	**$ 4,995**	**$ 2,780**	**$ 5,575**	**$ 2,714**	**$ 2,524**	**$ 5,900**	**$ 5,900**	**42.77%**
60000 - Office Supplies	$ 2,071	$ 4,267	$ 2,295	$ 2,740	$ 2,191	$ 1,097	$ 3,000	$ 3,000	36.56%
60010 - Operating Supplies	$ 1,763	$ -	$ -	$ 2,381	$ 39	$ 1,113	$ 2,400	$ 2,400	46.38%
60080 - Employee Recognition Supplies	$ 1,614	$ 727	$ 485	$ 455	$ 484	$ 314	$ 500	$ 500	62.75%
Contractual Services	**$ 26,863**	**$ 10,471**	**$ 12,018**	**$ 16,905**	**$ 9,336**	**$ 3,070**	**$ 7,750**	**$ 7,750**	**39.62%**
50000 - Project Administration Services	$ 77	$ -	$ -	$ -	$ -	$ -	$ -	$ -	0.00%
52130 - Repairs and Maint- Computers	$ -	$ -	$ -	$ -	$ -	$ -	$ -	$ -	0.00%
52140 - Repairs and Maint- Copiers	$ 1,171	$ 1,072	$ 1,210	$ 605	$ 1,841	$ 94	$ 750	$ 750	12.47%
53050 - Employment Advertising	$ -	$ 85	$ 731	$ 4,752	$ 41	$ 46	$ -	$ -	0.00%
53100 - Conferences and Meetings	$ -	$ 500	$ 3,043	$ 4,392	$ 575	$ -	$ -	$ -	0.00%
53110 - Employee Training	$ 952	$ 256	$ 1,479	$ -	$ -	$ -	$ -	$ -	0.00%
53120 - Employee Mileage Expense	$ -	$ 44	$ 92	$ 248	$ 43	$ -	$ 150	$ 150	0.00%
53130 - General Association Dues	$ -	$ -	$ 732	$ 528	$ 598	$ -	$ -	$ -	0.00%
55000 - Miscellaneous Contractual Exp	$ 24,663	$ 8,514	$ 4,730	$ 6,380	$ 6,238	$ 2,931	$ 6,850	$ 6,850	42.79%
Personnel Services- Employee Benefits	**$ 31,088**	**$ 29,810**	**$ 49,754**	**$ 59,224**	**$ -**	**$ -**	**$ 95,914**	**$ 95,914**	**0.00%**
45000 - Healthcare Contribution	$ 30,049	$ 28,816	$ 47,913	$ 57,116	$ -	$ -	$ 59,644	$ 59,644	0.00%
45010 - Dental Contribution	$ 1,039	$ 993	$ 1,841	$ 2,108	$ -	$ -	$ 1,764	$ 1,764	0.00%
45100 - FICA/SS Contribution	$ -	$ -	$ -	$ -	$ -	$ -	$ 17,782	$ 17,782	0.00%
45200 - IMRF Contribution	$ -	$ -	$ -	$ -	$ -	$ -	$ 12,701	$ 12,701	0.00%
53010 - Workers Compensation	$ -	$ -	$ -	$ -	$ -	$ -	$ 4,023	$ 4,023	0.00%
Personnel Services- Salaries & Wages	**$ 166,938**	**$ 160,097**	**$ 199,425**	**$ 220,962**	**$ 231,434**	**$ 114,493**	**$ 239,343**	**$ 232,372**	**47.84%**
40000 - Salaries and Wages	$ 166,938	$ 160,097	$ 199,425	$ 220,962	$ 231,434	$ 114,493	$ 239,343	$ 232,372	47.84%
40002 - Non-Union Wage Increase	$ -	$ -	$ -	$ -	$ -	$ -	$ -	$ -	0.00%
40003 - Cost of Living Increase	$ -	$ -	$ -	$ -	$ -	$ -	$ -	$ -	0.00%
40007 - Equity Study Adjustments	$ -	$ -	$ -	$ -	$ -	$ -	$ -	$ -	0.00%
Services	**$ -**	**$ -**	**$ -**	**$ (59,224)**	**$ -**	**$ -**	**$ (95,914)**	**$ (95,914)**	**0.00%**
45005 - Healthcare Contribution Contra Account	$ -	$ -	$ -	$ (57,116)	$ -	$ -	$ (59,644)	$ (59,644)	0.00%
45015 - Dental Insurance Contra Account	$ -	$ -	$ -	$ (2,108)	$ -	$ -	$ (1,764)	$ (1,764)	0.00%
45105 - FICA/SS Contribution Contra Account	$ -	$ -	$ -	$ -	$ -	$ -	$ (17,782)	$ (17,782)	0.00%
45205 - IMRF Contribution Contra Account	$ -	$ -	$ -	$ -	$ -	$ -	$ (12,701)	$ (12,701)	0.00%
53015 - Worker's Comp Contra Account	$ -	$ -	$ -	$ -	$ -	$ -	$ (4,023)	$ (4,023)	0.00%

Committee Revenue Expense Budget Report - by Account Detail

Through May 31, 2026 (50.0% YTD, 50.00% Payroll Expense through Pay Period Ending 5/23/2026)

***2021, 2022, 2023, 2024, 2025 and 2026 Actual Fiscal Year**

Department / Fund / Account Classification	2021 Actual Amount*	2022 Actual Amount*	2023 Actual Amount*	2024 Actual Amount*	2025 Actual Amount*	2026 Actual Amount*	2026 Amended Budget	2026 Adopted Budget	2026 YTD% Actual/Amended Budget
010 Insurance Liability									
Expenses	***$ 3,313,916***	***$ 3,503,841***	***$ 4,232,913***	***$ 5,439,152***	***$ 4,007,045***	***$ 3,591,374***	***$ 5,482,141***	***$ 5,472,981***	***65.51%***
Capital	**$ -**	**$ 22,659**	**$ -**	**$ -**	**$ -**	**$ -**	**$ -**	**$ -**	**0.00%**
70070 - Automotive Equipment	$ -	$ 22,659	$ -	$ -	$ -	$ -	$ -	$ -	0.00%
Commodities	**$ (13)**	**$ -**	**$ -**	**$ -**	**$ -**	**$ -**	**$ -**	**$ -**	**0.00%**
60000 - Office Supplies	$ (13)	$ -	$ -	$ -	$ -	$ -	$ -	$ -	0.00%
Contingency and Other	**$ -**	**$ -**	**$ -**	**$ -**	**$ -**	**$ -**	**$ -**	**$ -**	**0.00%**
89000 - Addition to Fund Balance	$ -	$ -	$ -	$ -	$ -	$ -	$ -	$ -	0.00%
Contractual Services	**$ 2,182,801**	**$ 2,801,437**	**$ 2,959,226**	**$ 3,299,104**	**$ 2,440,377**	**$ 2,596,013**	**$ 3,239,640**	**$ 3,239,640**	**80.13%**
50000 - Project Administration Services	$ 117,829	$ 103,715	$ 87,090	$ 79,432	$ 53,770	$ 112,739	$ 135,500	$ 135,500	83.20%
50150 - Contractual/Consulting Services	$ 82,494	$ 112,114	$ 831	$ 1,094	$ -	$ 1,881	$ 185,000	$ 185,000	1.02%
53000 - Liability Insurance	$ 1,984,178	$ 2,594,794	$ 2,814,506	$ 3,140,823	$ 2,305,584	$ 2,359,361	$ 2,837,940	$ 2,837,940	83.14%
53020 - Unemployment Claims	$ (1,700)	$ (9,186)	$ 56,799	$ 77,756	$ 80,759	$ 121,732	$ 80,000	$ 80,000	152.17%
53130 - General Association Dues	$ -	$ -	$ -	$ -	$ 264	$ 299	$ 1,200	$ 1,200	24.92%
Personnel Services- Employee Benefits	**$ 607,281**	**$ 543,154**	**$ 1,114,693**	**$ 1,964,756**	**$ 1,312,721**	**$ 771,888**	**$ 87,179**	**$ 86,040**	**885.41%**
45000 - Healthcare Contribution	$ 6,061	$ 12,177	$ 19,025	$ 21,219	$ 44,228	$ 25,119	$ 44,150	$ 44,150	56.89%
45010 - Dental Contribution	$ 238	$ 486	$ 889	$ 1,027	$ 1,303	$ 873	$ 1,220	$ 1,220	71.59%
45100 - FICA/SS Contribution	$ 8,035	$ 9,988	$ 11,455	$ 12,515	$ 18,146	$ 9,604	$ 21,072	$ 20,458	45.57%
45200 - IMRF Contribution	$ 9,493	$ 8,836	$ 7,776	$ 7,516	$ 12,923	$ 8,157	$ 16,109	$ 15,584	50.64%
53010 - Workers Compensation	$ 583,453	$ 511,667	$ 1,075,548	$ 1,922,480	$ 1,236,121	$ 728,135	$ 4,628	$ 4,628	15,733.24%
Personnel Services- Salaries & Wages	**$ 105,936**	**$ 133,016**	**$ 154,916**	**$ 171,310**	**$ 249,011**	**$ 131,735**	**$ 275,388**	**$ 267,367**	**47.84%**
40000 - Salaries and Wages	$ 105,936	$ 133,016	$ 154,916	$ 171,310	$ 249,011	$ 131,735	$ 275,388	$ 267,367	47.84%
40002 - Non-Union Wage Increase	$ -	$ -	$ -	$ -	$ -	$ -	$ -	$ -	0.00%
40003 - Cost of Living Increase	$ -	$ -	$ -	$ -	$ -	$ -	$ -	$ -	0.00%
Services	**$ -**	**$ -**	**$ -**	**$ -**	**$ -**	**$ 86,803**	**$ 1,874,999**	**$ 1,874,999**	**4.63%**
53011 - Worker's Compensation Claims	$ -	$ -	$ -	$ -	$ -	$ 86,803	$ 1,874,999	$ 1,874,999	4.63%
Transfers Out	**$ 417,912**	**$ 3,575**	**$ 4,078**	**$ 3,981**	**$ 4,935**	**$ 4,935**	**$ 4,935**	**$ 4,935**	**100.00%**
99000 - Transfer To Other Funds	$ 417,912	$ -	$ -	$ -	$ -	$ -	$ -	$ -	0.00%
99001 - Transfer to General Fund 001	$ -	$ 3,575	$ 4,078	$ 3,981	$ 4,935	$ 4,935	$ 4,935	$ 4,935	100.00%
246 Employee Events Fund									
Revenue	***$ 401***	***$ 320***	***$ 1,596***	***$ 2,284***	***$ 2,415***	***$ 813***	***$ 1,301***	***$ 1,301***	***62.51%***
Interest Revenue	**$ (1)**	**$ (256)**	**$ 981**	**$ 1,280**	**$ 1,417**	**$ 367**	**$ 501**	**$ 501**	**73.31%**
38000 - Investment Income	$ (1)	$ (256)	$ 981	$ 1,280	$ 1,417	$ 367	$ 501	$ 501	73.31%
Other	**$ -**	**$ -**	**$ -**	**$ -**	**$ -**	**$ -**	**$ -**	**$ -**	**0.00%**
39900 - Fund Balance Utilization	$ -	$ -	$ -	$ -	$ -	$ -	$ -	$ -	0.00%
Reimbursements	**$ 402**	**$ 575**	**$ 616**	**$ 1,004**	**$ 999**	**$ 446**	**$ 800**	**$ 800**	**55.75%**
37900 - Miscellaneous Reimbursement	$ 402	$ 575	$ 616	$ 1,004	$ 999	$ 446	$ 800	$ 800	55.75%
Expenses	***$ -***	***$ 1,044***	***$ -***	***$ -***	***$ -***	***$ -***	***$ 1,301***	***$ 1,301***	***0.00%***
Commodities	**$ -**	**$ 1,044**	**$ -**	**$ -**	**$ -**	**$ -**	**$ 984**	**$ 984**	**0.00%**
60080 - Employee Recognition Supplies	$ -	$ 1,044	$ -	$ -	$ -	$ -	$ 984	$ 984	0.00%
Contingency and Other	**$ -**	**$ -**	**$ -**	**$ -**	**$ -**	**$ -**	**$ 317**	**$ 317**	**0.00%**
89000 - Addition to Fund Balance	$ -	$ -	$ -	$ -	$ -	$ -	$ 317	$ 317	0.00%

Committee Revenue Expense Budget Report - by Account Detail

Through May 31, 2026 (50.0% YTD, 50.00% Payroll Expense through Pay Period Ending 5/23/2026)

***2021, 2022, 2023, 2024, 2025 and 2026 Actual Fiscal Year**

Department / Fund / Account Classification	2021 Actual Amount*	2022 Actual Amount*	2023 Actual Amount*	2024 Actual Amount*	2025 Actual Amount*	2026 Actual Amount*	2026 Amended Budget	2026 Adopted Budget	2026 YTD% Actual/Amended Budget
001 General Fund									
Expenses	***$ 253,044***	***$ 256,907***	***$ 272,298***	***$ 282,428***	***$ 356,683***	***$ 148,300***	***$ 381,107***	***$ 381,107***	***38.91%***
Capital	**$ -**	**$ -**	**$ -**	**$ -**	**$ -**	**$ -**	**$ -**	**$ -**	**0.00%**
70100 - Copiers	$ -	$ -	$ -	$ -	$ -	$ -	$ -	$ -	0.00%
Commodities	**$ 1,246**	**$ 1,271**	**$ 734**	**$ 540**	**$ 1,131**	**$ 247**	**$ 1,288**	**$ 1,288**	**19.15%**
60000 - Office Supplies	$ 1,246	$ 1,271	$ 734	$ 540	$ 1,131	$ 247	$ 1,288	$ 1,288	19.15%
Contractual Services	**$ 8,301**	**$ 12,305**	**$ 6,245**	**$ 6,615**	**$ 39,016**	**$ 4,031**	**$ 24,538**	**$ 24,538**	**16.43%**
50150 - Contractual/Consulting Services	$ -	$ -	$ -	$ -	$ 30,034	$ 180	$ 7,725	$ 7,725	2.33%
50340 - Software Licensing Cost	$ 9	$ -	$ -	$ -	$ -	$ -	$ -	$ -	0.00%
52140 - Repairs and Maint- Copiers	$ 131	$ 213	$ 98	$ 79	$ 251	$ 87	$ 412	$ 412	21.00%
53100 - Conferences and Meetings	$ 3,143	$ 9,908	$ 4,992	$ 5,832	$ 6,746	$ 1,954	$ 9,270	$ 9,270	21.08%
53110 - Employee Training	$ 3,378	$ 395	$ 15	$ -	$ 185	$ 514	$ 4,383	$ 4,383	11.73%
53120 - Employee Mileage Expense	$ 149	$ 169	$ -	$ 4	$ 801	$ 296	$ 528	$ 528	56.02%
53130 - General Association Dues	$ 1,491	$ 1,620	$ 1,140	$ 700	$ 1,000	$ 1,000	$ 2,220	$ 2,220	45.05%
Personnel Services- Employee Benefits	**$ 15,113**	**$ 11,050**	**$ 21,427**	**$ 8,184**	**$ -**	**$ -**	**$ 95,703**	**$ 95,703**	**0.00%**
45000 - Healthcare Contribution	$ 14,855	$ 10,794	$ 20,947	$ 7,909	$ -	$ -	$ 38,179	$ 38,179	0.00%
45010 - Dental Contribution	$ 258	$ 256	$ 480	$ 275	$ -	$ -	$ 943	$ 943	0.00%
45100 - FICA/SS Contribution	$ -	$ -	$ -	$ -	$ -	$ -	$ 27,189	$ 27,189	0.00%
45200 - IMRF Contribution	$ -	$ -	$ -	$ -	$ -	$ -	$ 23,241	$ 23,241	0.00%
53010 - Workers Compensation	$ -	$ -	$ -	$ -	$ -	$ -	$ 6,151	$ 6,151	0.00%
Personnel Services- Salaries & Wages	**$ 228,385**	**$ 232,282**	**$ 243,893**	**$ 275,273**	**$ 316,536**	**$ 144,022**	**$ 355,281**	**$ 355,281**	**40.54%**
40000 - Salaries and Wages	$ 228,385	$ 232,282	$ 243,893	$ 275,273	$ 316,536	$ 144,022	$ 355,281	$ 355,281	40.54%
40002 - Non-Union Wage Increase	$ -	$ -	$ -	$ -	$ -	$ -	$ -	$ -	0.00%
40003 - Cost of Living Increase	$ -	$ -	$ -	$ -	$ -	$ -	$ -	$ -	0.00%
Services	**$ -**	**$ -**	**$ -**	**$ (8,184)**	**$ -**	**$ -**	**$ (95,703)**	**$ (95,703)**	**0.00%**
45005 - Healthcare Contribution Contra Account	$ -	$ -	$ -	$ (7,909)	$ -	$ -	$ (38,179)	$ (38,179)	0.00%
45015 - Dental Insurance Contra Account	$ -	$ -	$ -	$ (275)	$ -	$ -	$ (943)	$ (943)	0.00%
45105 - FICA/SS Contribution Contra Account	$ -	$ -	$ -	$ -	$ -	$ -	$ (27,189)	$ (27,189)	0.00%
45205 - IMRF Contribution Contra Account	$ -	$ -	$ -	$ -	$ -	$ -	$ (23,241)	$ (23,241)	0.00%
53015 - Worker's Comp Contra Account	$ -	$ -	$ -	$ -	$ -	$ -	$ (6,151)	$ (6,151)	0.00%
020 The Stipend Fund									
Revenue	***$ -***	***$ -***	***$ -***	***$ 6,500***	***$ 6,500***	***$ 6,500***	***$ 6,500***	***$ 6,500***	***100.00%***
Reimbursements	**$ -**	**$ -**	**$ -**	**$ 6,500**	**$ 6,500**	**$ 6,500**	**$ 6,500**	**$ 6,500**	**100.00%**
37115 - State Stipend Certain EO and DH	$ -	$ -	$ -	$ 6,500	$ 6,500	$ 6,500	$ 6,500	$ 6,500	100.00%
Expenses	***$ -***	***$ -***	***$ -***	***$ 6,500***	***$ 6,500***	***$ 6,997***	***$ 6,500***	***$ 6,500***	***107.65%***
Personnel Services- Employee Benefits	**$ -**	**$ -**	**$ -**	**$ -**	**$ -**	**$ 497**	**$ 1,037**	**$ 1,037**	**47.95%**
45100 - FICA/SS Contribution	$ -	$ -	$ -	$ -	$ -	$ 497	$ 498	$ 498	99.85%
45200 - IMRF Contribution	$ -	$ -	$ -	$ -	$ -	$ -	$ 426	$ 426	0.00%
53010 - Workers Compensation	$ -	$ -	$ -	$ -	$ -	$ -	$ 113	$ 113	0.00%
Personnel Services- Salaries & Wages	**$ -**	**$ -**	**$ -**	**$ 6,500**	**$ 6,500**	**$ 6,500**	**$ 6,500**	**$ 6,500**	**100.00%**
40000 - Salaries and Wages	$ -	$ -	$ -	$ 6,500	$ 6,500	$ 6,500	$ 6,500	$ 6,500	100.00%
Services	**$ -**	**$ -**	**$ -**	**$ -**	**$ -**	**$ -**	**$ (1,037)**	**$ (1,037)**	**0.00%**
45105 - FICA/SS Contribution Contra Account	$ -	$ -	$ -	$ -	$ -	$ -	$ (498)	$ (498)	0.00%
45205 - IMRF Contribution Contra Account	$ -	$ -	$ -	$ -	$ -	$ -	$ (426)	$ (426)	0.00%
53015 - Worker's Comp Contra Account	$ -	$ -	$ -	$ -	$ -	$ -	$ (113)	$ (113)	0.00%

Committee Revenue Expense Budget Report - by Account Detail

Through May 31, 2026 (50.0% YTD, 50.00% Payroll Expense through Pay Period Ending 5/23/2026)

***2021, 2022, 2023, 2024, 2025 and 2026 Actual Fiscal Year**

Department / Fund / Account Classification	2021 Actual Amount*	2022 Actual Amount*	2023 Actual Amount*	2024 Actual Amount*	2025 Actual Amount*	2026 Actual Amount*	2026 Amended Budget	2026 Adopted Budget	2026 YTD% Actual/Amended Budget
150 Treasurer/Collector									
001 General Fund									
Revenue	***$ 2,637,368***	***$ 1,740,387***	***$ 1,973,644***	***$ 2,040,107***	***$ 2,053,507***	***$ 89,840***	***$ 1,757,711***	***$ 1,757,711***	***5.11%***
Other	**$ -**	**$ -**	**$ -**	**$ -**	**$ -**	**$ -**	**$ -**	**$ -**	**0.00%**
38900 - Miscellaneous Other	$ -	$ -	$ -	$ -	$ -	$ -	$ -	$ -	0.00%
Charges for Services	**$ -**	**$ -**	**$ -**	**$ -**	**$ -**	**$ -**	**$ -**	**$ -**	**0.00%**
34850 - Treasurer/Collector Fees	$ -	$ -	$ -	$ -	$ -	$ -	$ -	$ -	0.00%
Transfers In	**$ 60,917**	**$ 96,515**	**$ 177,226**	**$ 21,000**	**$ 89,840**	**$ 89,840**	**$ 89,840**	**$ 89,840**	**100.00%**
39000 - Transfer From Other Funds	$ 60,917	$ -	$ -	$ -	$ -	$ -	$ -	$ -	0.00%
39268 - Transfer from Sale and Error Fund 268	$ -	$ 96,515	$ 177,226	$ 21,000	$ 89,840	$ 89,840	$ 89,840	$ 89,840	100.00%
Fines	**$ 2,576,451**	**$ 1,643,872**	**$ 1,796,418**	**$ 2,019,107**	**$ 1,963,667**	**$ -**	**$ 1,667,871**	**$ 1,667,871**	**0.00%**
30010 - Back Taxes- Interest and Penalty	$ 2,576,451	$ 1,643,872	$ 1,796,418	$ 2,019,107	$ 1,963,667	$ -	$ 1,667,871	$ 1,667,871	0.00%
Expenses	***$ 814,070***	***$ 889,000***	***$ 906,093***	***$ 924,563***	***$ 947,978***	***$ 496,756***	***$ 1,078,276***	***$ 1,078,276***	***46.07%***
Capital	**$ -**	**$ -**	**$ 17,831**	**$ 1,894**	**$ -**	**$ -**	**$ -**	**$ -**	**0.00%**
70050 - Printers	$ -	$ -	$ 17,831	$ 1,894	$ -	$ -	$ -	$ -	0.00%
Commodities	**$ 8,099**	**$ 14,380**	**$ 21,175**	**$ 38,168**	**$ 41,077**	**$ 5,738**	**$ 8,961**	**$ 8,961**	**64.04%**
60000 - Office Supplies	$ 4,040	$ 6,262	$ 6,447	$ 2,612	$ 2,914	$ 4,908	$ 4,120	$ 4,120	119.13%
60010 - Operating Supplies	$ 395	$ 395	$ 419	$ 856	$ 558	$ 100	$ 1,030	$ 1,030	9.71%
60020 - Computer Related Supplies	$ 3,663	$ 3,407	$ 2,387	$ 2,771	$ 2,766	$ 730	$ 3,811	$ 3,811	19.16%
60040 - Postage	$ -	$ -	$ -	$ 31,929	$ 34,839	$ -	$ -	$ -	0.00%
60050 - Books and Subscriptions	$ -	$ -	$ 11,921	$ -	$ -	$ -	$ -	$ -	0.00%
60055 - Office Equipment - Non Capital	$ -	$ 4,316	$ -	$ -	$ -	$ -	$ -	$ -	0.00%
60265 - Public Health Commodities - Coronavirus	$ -	$ -	$ -	$ -	$ -	$ -	$ -	$ -	0.00%
Contingency and Other	**$ -**	**$ -**	**$ -**	**$ -**	**$ -**	**$ -**	**$ -**	**$ -**	**0.00%**
89000 - Addition to Fund Balance	$ -	$ -	$ -	$ -	$ -	$ -	$ -	$ -	0.00%
Contractual Services	**$ 75,142**	**$ 64,696**	**$ 37,673**	**$ 143,039**	**$ 137,697**	**$ 98,936**	**$ 145,987**	**$ 145,987**	**67.77%**
50164 - Bank Service Charges	$ -	$ -	$ -	$ -	$ -	$ -	$ -	$ -	0.00%
52130 - Repairs and Maint- Computers	$ 2,280	$ 1,710	$ 2,280	$ 2,357	$ 2,849	$ 227	$ 1,000	$ 1,000	22.75%
52140 - Repairs and Maint- Copiers	$ 91	$ 115	$ 83	$ 26	$ -	$ -	$ -	$ -	0.00%
53060 - General Printing	$ 20,155	$ 21,227	$ 15,908	$ 25,092	$ 13,133	$ -	$ 22,660	$ 22,660	0.00%
53070 - Legal Printing	$ 52,316	$ 37,483	$ 18,404	$ 37,758	$ 36,957	$ 16,321	$ 38,625	$ 38,625	42.26%
53100 - Conferences and Meetings	$ -	$ 1,185	$ -	$ 4,458	$ 9,331	$ 4,203	$ 7,233	$ 7,233	58.11%
53120 - Employee Mileage Expense	$ 300	$ 601	$ 394	$ 1,412	$ 1,228	$ 1,185	$ 2,000	$ 2,000	59.23%
53130 - General Association Dues	$ -	$ 2,125	$ 200	$ -	$ -	$ -	$ -	$ -	0.00%
55000 - Miscellaneous Contractual Exp	$ -	$ 250	$ 404	$ 71,935	$ 74,200	$ 77,000	$ 74,469	$ 74,469	103.40%
Personnel Services- Employee Benefits	**$ 103,895**	**$ 130,615**	**$ 111,979**	**$ 130,433**	**$ -**	**$ -**	**$ 316,161**	**$ 316,161**	**0.00%**
45000 - Healthcare Contribution	$ 100,820	$ 127,602	$ 109,503	$ 127,683	$ -	$ -	$ 172,878	$ 172,878	0.00%
45010 - Dental Contribution	$ 3,075	$ 3,013	$ 2,476	$ 2,750	$ -	$ -	$ 4,418	$ 4,418	0.00%
45100 - FICA/SS Contribution	$ -	$ -	$ -	$ -	$ -	$ -	$ 70,649	$ 70,649	0.00%
45200 - IMRF Contribution	$ -	$ -	$ -	$ -	$ -	$ -	$ 52,238	$ 52,238	0.00%
53010 - Workers Compensation	$ -	$ -	$ -	$ -	$ -	$ -	$ 15,978	$ 15,978	0.00%
Personnel Services- Salaries & Wages	**$ 626,934**	**$ 679,309**	**$ 717,435**	**$ 741,462**	**$ 769,203**	**$ 392,082**	**$ 923,328**	**$ 923,328**	**42.46%**
40000 - Salaries and Wages	$ 626,934	$ 679,309	$ 717,435	$ 741,462	$ 769,203	$ 392,082	$ 923,328	$ 923,328	42.46%
40003 - Cost of Living Increase	$ -	$ -	$ -	$ -	$ -	$ -	$ -	$ -	0.00%
Services	**$ -**	**$ -**	**$ -**	**$ (130,433)**	**$ -**	**$ -**	**$ (316,161)**	**$ (316,161)**	**0.00%**
45005 - Healthcare Contribution Contra Account	$ -	$ -	$ -	$ (127,683)	$ -	$ -	$ (172,878)	$ (172,878)	0.00%

Committee Revenue Expense Budget Report - by Account Detail

Through May 31, 2026 (50.0% YTD, 50.00% Payroll Expense through Pay Period Ending 5/23/2026)

***2021, 2022, 2023, 2024, 2025 and 2026 Actual Fiscal Year**

Department / Fund / Account Classification	2021 Actual Amount*	2022 Actual Amount*	2023 Actual Amount*	2024 Actual Amount*	2025 Actual Amount*	2026 Actual Amount*	2026 Amended Budget	2026 Adopted Budget	2026 YTD% Actual/Amended Budget
45015 - Dental Insurance Contra Account	$ -	$ -	$ -	$ (2,750)	$ -	$ -	$ (4,418)	$ (4,418)	0.00%
45105 - FICA/SS Contribution Contra Account	$ -	$ -	$ -	$ -	$ -	$ -	$ (70,649)	$ (70,649)	0.00%
45205 - IMRF Contribution Contra Account	$ -	$ -	$ -	$ -	$ -	$ -	$ (52,238)	$ (52,238)	0.00%
53015 - Worker's Comp Contra Account	$ -	$ -	$ -	$ -	$ -	$ -	$ (15,978)	$ (15,978)	0.00%
020 The Stipend Fund									
Revenue	***$ -***	***$ -***	***$ -***	***$ 6,500***	***$ 6,500***	***$ 6,500***	***$ 6,500***	***$ 6,500***	***100.00%***
Reimbursements	**$ -**	**$ -**	**$ -**	**$ 6,500**	**$ 6,500**	**$ 6,500**	**$ 6,500**	**$ 6,500**	**100.00%**
37115 - State Stipend Certain EO and DH	$ -	$ -	$ -	$ 6,500	$ 6,500	$ 6,500	$ 6,500	$ 6,500	100.00%
Expenses	***$ -***	***$ -***	***$ -***	***$ 6,500***	***$ 6,500***	***$ 6,997***	***$ 6,500***	***$ 6,500***	***107.65%***
Personnel Services- Employee Benefits	**$ -**	**$ -**	**$ -**	**$ -**	**$ -**	**$ 497**	**$ 611**	**$ 611**	**81.38%**
45100 - FICA/SS Contribution	$ -	$ -	$ -	$ -	$ -	$ 497	$ 498	$ 498	99.85%
53010 - Workers Compensation	$ -	$ -	$ -	$ -	$ -	$ -	$ 113	$ 113	0.00%
Personnel Services- Salaries & Wages	**$ -**	**$ -**	**$ -**	**$ 6,500**	**$ 6,500**	**$ 6,500**	**$ 6,500**	**$ 6,500**	**100.00%**
40000 - Salaries and Wages	$ -	$ -	$ -	$ 6,500	$ 6,500	$ 6,500	$ 6,500	$ 6,500	100.00%
Services	**$ -**	**$ -**	**$ -**	**$ -**	**$ -**	**$ -**	**$ (611)**	**$ (611)**	**0.00%**
45105 - FICA/SS Contribution Contra Account	$ -	$ -	$ -	$ -	$ -	$ -	$ (498)	$ (498)	0.00%
53015 - Worker's Comp Contra Account	$ -	$ -	$ -	$ -	$ -	$ -	$ (113)	$ (113)	0.00%
150 Tax Sale Automation									
Revenue	***$ 128,315***	***$ 68,919***	***$ 127,950***	***$ 149,047***	***$ 156,245***	***$ 13,285***	***$ 278,210***	***$ 278,210***	***4.78%***
Interest Revenue	**$ (307)**	**$ (10,506)**	**$ 34,701**	**$ 44,483**	**$ 49,399**	**$ 13,285**	**$ 28,000**	**$ 28,000**	**47.45%**
38000 - Investment Income	$ (307)	$ (10,506)	$ 34,701	$ 44,483	$ 49,399	$ 13,285	$ 28,000	$ 28,000	47.45%
Other	**$ 4,833**	**$ 4,262**	**$ 6,149**	**$ 11,276**	**$ 15,440**	**$ -**	**$ 144,110**	**$ 144,110**	**0.00%**
38900 - Miscellaneous Other	$ 4,833	$ 4,262	$ 6,149	$ 11,276	$ 15,440	$ -	$ 6,100	$ 6,100	0.00%
39900 - Fund Balance Utilization	$ -	$ -	$ -	$ -	$ -	$ -	$ 138,010	$ 138,010	0.00%
Charges for Services	**$ 97,889**	**$ 75,164**	**$ 87,100**	**$ 93,288**	**$ 91,406**	**$ -**	**$ 106,100**	**$ 106,100**	**0.00%**
34040 - Electronic Information Srvs Fees	$ 39,065	$ 23,435	$ 25,130	$ 26,510	$ 25,970	$ -	$ 25,300	$ 25,300	0.00%
34850 - Treasurer/Collector Fees	$ 58,824	$ 46,450	$ 54,850	$ 60,928	$ 59,040	$ -	$ 55,100	$ 55,100	0.00%
35420 - KEEP/C-PACE Admin Fees	$ -	$ -	$ 2,400	$ 1,200	$ 1,200	$ -	$ 21,000	$ 21,000	0.00%
35900 - Miscellaneous Fees	$ -	$ 5,279	$ 4,720	$ 4,650	$ 5,196	$ -	$ 4,700	$ 4,700	0.00%
Transfers In	**$ 25,900**	**$ -**	**$ -**	**$ -**	**$ -**	**$ -**	**$ -**	**$ -**	**0.00%**
39000 - Transfer From Other Funds	$ 25,900	$ -	$ -	$ -	$ -	$ -	$ -	$ -	0.00%
Expenses	***$ 45,942***	***$ -***	***$ 82,527***	***$ 50,438***	***$ 60,691***	***$ 12,285***	***$ 278,210***	***$ 278,210***	***4.42%***
Capital	**$ 3,789**	**$ -**	**$ -**	**$ -**	**$ -**	**$ -**	**$ 33,500**	**$ 33,500**	**0.00%**
70050 - Printers	$ 430	$ -	$ -	$ -	$ -	$ -	$ 10,000	$ 10,000	0.00%
70080 - Office Furniture	$ 2,453	$ -	$ -	$ -	$ -	$ -	$ 3,500	$ 3,500	0.00%
70090 - Office Equipment	$ 906	$ -	$ -	$ -	$ -	$ -	$ 10,000	$ 10,000	0.00%
70100 - Copiers	$ -	$ -	$ -	$ -	$ -	$ -	$ 10,000	$ 10,000	0.00%
Commodities	**$ 1,881**	**$ -**	**$ 31,942**	**$ -**	**$ -**	**$ -**	**$ 10,300**	**$ 10,300**	**0.00%**
60000 - Office Supplies	$ 1,281	$ -	$ -	$ -	$ -	$ -	$ 3,090	$ 3,090	0.00%
60010 - Operating Supplies	$ -	$ -	$ -	$ -	$ -	$ -	$ 2,575	$ 2,575	0.00%
60020 - Computer Related Supplies	$ 600	$ -	$ -	$ -	$ -	$ -	$ 2,575	$ 2,575	0.00%
60040 - Postage	$ -	$ -	$ 31,942	$ -	$ -	$ -	$ -	$ -	0.00%
60050 - Books and Subscriptions	$ -	$ -	$ -	$ -	$ -	$ -	$ 2,060	$ 2,060	0.00%

Committee Revenue Expense Budget Report - by Account Detail

Through May 31, 2026 (50.0% YTD, 50.00% Payroll Expense through Pay Period Ending 5/23/2026)

***2021, 2022, 2023, 2024, 2025 and 2026 Actual Fiscal Year**

Department / Fund / Account Classification	2021 Actual Amount*	2022 Actual Amount*	2023 Actual Amount*	2024 Actual Amount*	2025 Actual Amount*	2026 Actual Amount*	2026 Amended Budget	2026 Adopted Budget	2026 YTD% Actual/Amended Budget
Contingency and Other	**$ -**	**$ -**	**$ -**	**$ -**	**$ -**	**$ -**	**$ -**	**$ -**	**0.00%**
89000 - Addition to Fund Balance	$ -	$ -	$ -	$ -	$ -	$ -	$ -	$ -	0.00%
Contractual Services	**$ 3,557**	**$ -**	**$ 4,273**	**$ 2,178**	**$ 7,698**	**$ -**	**$ 164,008**	**$ 164,008**	**0.00%**
50150 - Contractual/Consulting Services	$ -	$ -	$ -	$ -	$ -	$ -	$ 10,516	$ 10,516	0.00%
52130 - Repairs and Maint- Computers	$ -	$ -	$ -	$ -	$ -	$ -	$ 3,090	$ 3,090	0.00%

Committee Revenue Expense Budget Report - by Account Detail

Through May 31, 2026 (50.0% YTD, 50.00% Payroll Expense through Pay Period Ending 5/23/2026)

***2021, 2022, 2023, 2024, 2025 and 2026 Actual Fiscal Year**

Department / Fund / Account Classification	2021 Actual Amount*	2022 Actual Amount*	2023 Actual Amount*	2024 Actual Amount*	2025 Actual Amount*	2026 Actual Amount*	2026 Amended Budget	2026 Adopted Budget	2026 YTD% Actual/Amended Budget
52140 - Repairs and Maint- Copiers	$ -	$ -	$ -	$ -	$ -	$ -	$ 2,575	$ 2,575	0.00%
52240 - Repairs and Maint- Office Equip	$ -	$ -	$ -	$ -	$ -	$ -	$ 2,060	$ 2,060	0.00%
53000 - Liability Insurance	$ 665	$ -	$ 1,022	$ 2,143	$ 7,595	$ -	$ 2,203	$ 2,203	0.00%
53020 - Unemployment Claims	$ 21	$ -	$ 14	$ 35	$ 103	$ -	$ 36	$ 36	0.00%
53060 - General Printing	$ -	$ -	$ -	$ -	$ -	$ -	$ 22,660	$ 22,660	0.00%
53070 - Legal Printing	$ -	$ -	$ -	$ -	$ -	$ -	$ 38,625	$ 38,625	0.00%
53100 - Conferences and Meetings	$ 527	$ -	$ 2,366	$ -	$ -	$ -	$ 5,778	$ 5,778	0.00%
53110 - Employee Training	$ 1,429	$ -	$ -	$ -	$ -	$ -	$ 2,575	$ 2,575	0.00%
53120 - Employee Mileage Expense	$ -	$ -	$ 351	$ -	$ -	$ -	$ 3,090	$ 3,090	0.00%
53130 - General Association Dues	$ 915	$ -	$ 520	$ -	$ -	$ -	$ 4,120	$ 4,120	0.00%
55000 - Miscellaneous Contractual Exp	$ -	$ -	$ -	$ -	$ -	$ -	$ 66,680	$ 66,680	0.00%
Personnel Services- Employee Benefits	**$ 3,578**	**$ -**	**$ 3,702**	**$ 4,644**	**$ 8,083**	**$ 460**	**$ 5,545**	**$ 5,545**	**8.30%**
45000 - Healthcare Contribution	$ -	$ -	$ -	$ -	$ -	$ -	$ -	$ -	0.00%
45010 - Dental Contribution	$ -	$ -	$ -	$ -	$ -	$ -	$ -	$ -	0.00%
45100 - FICA/SS Contribution	$ 2,535	$ -	$ 2,925	$ 3,109	$ 2,992	$ 460	$ 4,522	$ 4,522	10.18%
45200 - IMRF Contribution	$ -	$ -	$ -	$ 60	$ -	$ -	$ -	$ -	0.00%
53010 - Workers Compensation	$ 1,043	$ -	$ 777	$ 1,475	$ 5,091	$ -	$ 1,023	$ 1,023	0.00%
Personnel Services- Salaries & Wages	**$ 33,137**	**$ -**	**$ 38,239**	**$ 40,644**	**$ 39,105**	**$ 6,019**	**$ 59,051**	**$ 59,051**	**10.19%**
40000 - Salaries and Wages	$ 33,137	$ -	$ 38,239	$ 40,644	$ 39,105	$ 6,019	$ 59,051	$ 59,051	10.19%
40003 - Cost of Living Increase	$ -	$ -	$ -	$ -	$ -	$ -	$ -	$ -	0.00%
Transfers Out	**$ -**	**$ -**	**$ 4,370**	**$ 2,971**	**$ 5,806**	**$ 5,806**	**$ 5,806**	**$ 5,806**	**100.00%**
99001 - Transfer to General Fund 001	$ -	$ -	$ 4,370	$ 2,971	$ 5,806	$ 5,806	$ 5,806	$ 5,806	100.00%
268 Sale & Error									
Revenue	***$ 127,297***	***$ 89,588***	***$ 112,200***	***$ 143,420***	***$ 111,353***	***$ 7,504***	***$ 103,000***	***$ 103,000***	***7.29%***
Interest Revenue	**$ (264)**	**$ (7,452)**	**$ 28,653**	**$ 28,806**	**$ 32,392**	**$ 7,504**	**$ 23,000**	**$ 23,000**	**32.63%**
38000 - Investment Income	$ (264)	$ (7,452)	$ 28,653	$ 28,806	$ 32,392	$ 7,504	$ 23,000	$ 23,000	32.63%
Other	**$ -**	**$ -**	**$ -**	**$ -**	**$ -**	**$ -**	**$ -**	**$ -**	**0.00%**
38900 - Miscellaneous Other	$ -	$ -	$ -	$ -	$ -	$ -	$ -	$ -	0.00%
39900 - Fund Balance Utilization	$ -	$ -	$ -	$ -	$ -	$ -	$ -	$ -	0.00%
Charges for Services	**$ 94,161**	**$ 97,040**	**$ 83,547**	**$ 114,615**	**$ 78,961**	**$ -**	**$ 80,000**	**$ 80,000**	**0.00%**
34115 - Sale in Error Fee	$ 94,161	$ 97,040	$ 83,547	$ 114,615	$ 78,961	$ -	$ 80,000	$ 80,000	0.00%
Transfers In	**$ 33,400**	**$ -**	**$ -**	**$ -**	**$ -**	**$ -**	**$ -**	**$ -**	**0.00%**
39000 - Transfer From Other Funds	$ 33,400	$ -	$ -	$ -	$ -	$ -	$ -	$ -	0.00%
Expenses	***$ 35,917***	***$ 96,515***	***$ 177,226***	***$ 21,000***	***$ 89,840***	***$ 89,840***	***$ 103,000***	***$ 103,000***	***87.22%***
Contingency and Other	**$ -**	**$ -**	**$ -**	**$ -**	**$ -**	**$ -**	**$ 13,160**	**$ 13,160**	**0.00%**
89000 - Addition to Fund Balance	$ -	$ -	$ -	$ -	$ -	$ -	$ 13,160	$ 13,160	0.00%
Transfers Out	**$ 35,917**	**$ 96,515**	**$ 177,226**	**$ 21,000**	**$ 89,840**	**$ 89,840**	**$ 89,840**	**$ 89,840**	**100.00%**
99000 - Transfer To Other Funds	$ 35,917	$ -	$ -	$ -	$ -	$ -	$ -	$ -	0.00%
99001 - Transfer to General Fund 001	$ -	$ 96,515	$ 177,226	$ 21,000	$ 89,840	$ 89,840	$ 89,840	$ 89,840	100.00%

Committee Revenue Expense Budget Report - by Account Detail

Through May 31, 2026 (50.0% YTD, 50.00% Payroll Expense through Pay Period Ending 5/23/2026)

***2021, 2022, 2023, 2024, 2025 and 2026 Actual Fiscal Year**

Department / Fund / Account Classification	2021 Actual Amount*	2022 Actual Amount*	2023 Actual Amount*	2024 Actual Amount*	2025 Actual Amount*	2026 Actual Amount*	2026 Amended Budget	2026 Adopted Budget	2026 YTD% Actual/Amended Budget
170 Supervisor of Assessments									
001 General Fund									
Revenue	***$ 96,580***	***$ 89,850***	***$ 79,441***	***$ 82,078***	***$ 83,370***	***$ 38,712***	***$ 85,957***	***$ 85,957***	***45.04%***
Reimbursements	**$ 67,797**	**$ 69,153**	**$ 71,227**	**$ 74,456**	**$ 76,943**	**$ 32,925**	**$ 79,457**	**$ 79,457**	**41.44%**
37020 - Sup of Assr Salary Reimbursement	$ 67,797	$ 69,153	$ 71,227	$ 74,456	$ 76,943	$ 32,925	$ 79,457	$ 79,457	41.44%
Charges for Services	**$ 28,783**	**$ 20,697**	**$ 8,214**	**$ 7,621**	**$ 6,428**	**$ 5,787**	**$ 6,500**	**$ 6,500**	**89.02%**
34050 - Mapping Royalties Fees	$ 8,537	$ 4,907	$ 7,053	$ 6,491	$ 5,478	$ 5,287	$ 5,500	$ 5,500	96.12%
34060 - Assessor Fees	$ 20,247	$ 15,789	$ 1,160	$ 1,130	$ 950	$ 500	$ 1,000	$ 1,000	50.00%
Expenses	***$ 1,165,762***	***$ 1,142,953***	***$ 1,352,112***	***$ 1,097,711***	***$ 1,123,301***	***$ 534,549***	***$ 1,219,362***	***$ 1,188,297***	***43.84%***
Commodities	**$ 10,791**	**$ 12,573**	**$ 19,489**	**$ 15,245**	**$ 24,052**	**$ 5,088**	**$ 24,784**	**$ 24,784**	**20.53%**
60000 - Office Supplies	$ 3,293	$ 6,185	$ 8,041	$ 5,441	$ 7,300	$ 1,759	$ 9,000	$ 9,000	19.55%
60020 - Computer Related Supplies	$ 3,680	$ 3,409	$ 10,388	$ 8,733	$ 14,840	$ 2,607	$ 14,384	$ 14,384	18.12%
60050 - Books and Subscriptions	$ 1,268	$ 2,979	$ 1,060	$ 1,071	$ 1,911	$ 722	$ 1,400	$ 1,400	51.56%
60265 - Public Health Commodities - Coronavirus	$ 2,550	$ -	$ -	$ -	$ -	$ -	$ -	$ -	0.00%
Contractual Services	**$ 97,558**	**$ 51,306**	**$ 203,396**	**$ 71,476**	**$ 62,813**	**$ 23,915**	**$ 95,500**	**$ 95,500**	**25.04%**
50170 - Appraisal Services	$ 40,848	$ 2,250	$ 2,750	$ 10,000	$ 8,250	$ -	$ 24,000	$ 24,000	0.00%
52130 - Repairs and Maint- Computers	$ -	$ -	$ -	$ -	$ -	$ -	$ -	$ -	0.00%
52140 - Repairs and Maint- Copiers	$ 6,625	$ 5,807	$ 6,552	$ 7,141	$ 7,316	$ 3,194	$ 7,500	$ 7,500	42.59%
53070 - Legal Printing	$ 29,455	$ 24,785	$ 169,111	$ 22,072	$ 23,679	$ 8,109	$ 32,000	$ 32,000	25.34%
53100 - Conferences and Meetings	$ 3,448	$ 4,633	$ 4,272	$ 5,745	$ 5,819	$ 1,814	$ 5,000	$ 5,000	36.29%
53110 - Employee Training	$ 12,646	$ 9,598	$ 14,001	$ 19,554	$ 10,664	$ 8,907	$ 14,000	$ 14,000	63.62%
53120 - Employee Mileage Expense	$ 1,310	$ 1,587	$ 2,982	$ 3,657	$ 2,838	$ 1,731	$ 10,000	$ 10,000	17.31%
53130 - General Association Dues	$ 3,227	$ 2,647	$ 3,728	$ 3,306	$ 4,246	$ 160	$ 3,000	$ 3,000	5.33%
Personnel Services- Employee Benefits	**$ 211,681**	**$ 230,109**	**$ 241,499**	**$ 263,123**	**$ -**	**$ -**	**$ 473,162**	**$ 473,162**	**0.00%**
45000 - Healthcare Contribution	$ 204,676	$ 222,989	$ 235,107	$ 256,024	$ -	$ -	$ 310,370	$ 310,370	0.00%
45010 - Dental Contribution	$ 7,005	$ 7,120	$ 6,392	$ 7,099	$ -	$ -	$ 8,010	$ 8,010	0.00%
45100 - FICA/SS Contribution	$ -	$ -	$ -	$ -	$ -	$ -	$ 79,238	$ 79,238	0.00%
45200 - IMRF Contribution	$ -	$ -	$ -	$ -	$ -	$ -	$ 57,054	$ 57,054	0.00%
53010 - Workers Compensation	$ -	$ -	$ -	$ -	$ -	$ -	$ 18,490	$ 18,490	0.00%
Personnel Services- Salaries & Wages	**$ 845,732**	**$ 848,964**	**$ 887,727**	**$ 1,010,989**	**$ 1,036,437**	**$ 505,546**	**$ 1,099,078**	**$ 1,068,013**	**46.00%**
40000 - Salaries and Wages	$ 831,849	$ 837,872	$ 868,937	$ 992,259	$ 1,019,724	$ 503,566	$ 1,089,077	$ 1,058,012	46.24%
40002 - Non-Union Wage Increase	$ -	$ -	$ -	$ -	$ -	$ -	$ -	$ -	0.00%
40003 - Cost of Living Increase	$ -	$ -	$ -	$ -	$ -	$ -	$ -	$ -	0.00%
40007 - Equity Study Adjustments	$ -	$ -	$ -	$ -	$ -	$ -	$ -	$ -	0.00%
40200 - Overtime Salaries	$ 1,589	$ 49	$ 2,060	$ -	$ 733	$ -	$ 10,001	$ 10,001	0.00%
40300 - Employee Per Diem	$ 12,294	$ 11,043	$ 16,730	$ 18,730	$ 15,980	$ 1,980	$ -	$ -	0.00%
Services	**$ -**	**$ -**	**$ -**	**$ (263,123)**	**$ -**	**$ -**	**$ (473,162)**	**$ (473,162)**	**0.00%**
45005 - Healthcare Contribution Contra Account	$ -	$ -	$ -	$ (256,024)	$ -	$ -	$ (310,370)	$ (310,370)	0.00%
45015 - Dental Insurance Contra Account	$ -	$ -	$ -	$ (7,099)	$ -	$ -	$ (8,010)	$ (8,010)	0.00%
45105 - FICA/SS Contribution Contra Account	$ -	$ -	$ -	$ -	$ -	$ -	$ (79,238)	$ (79,238)	0.00%
45205 - IMRF Contribution Contra Account	$ -	$ -	$ -	$ -	$ -	$ -	$ (57,054)	$ (57,054)	0.00%
53015 - Worker's Comp Contra Account	$ -	$ -	$ -	$ -	$ -	$ -	$ (18,490)	$ (18,490)	0.00%

Committee Revenue Expense Budget Report - by Account Detail

Through May 31, 2026 (50.0% YTD, 50.00% Payroll Expense through Pay Period Ending 5/23/2026)

***2021, 2022, 2023, 2024, 2025 and 2026 Actual Fiscal Year**

Department / Fund / Account Classification	2021 Actual Amount*	2022 Actual Amount*	2023 Actual Amount*	2024 Actual Amount*	2025 Actual Amount*	2026 Actual Amount*	2026 Amended Budget	2026 Adopted Budget	2026 YTD% Actual/Amended Budget
020 The Stipend Fund									
Revenue	***$ -***	***$ -***	***$ -***	***$ 3,000***	***$ 3,000***	***$ 3,000***	***$ 3,000***	***$ 3,000***	***100.00%***
Reimbursements	**$ -**	**$ -**	**$ -**	**$ 3,000**	**$ 3,000**	**$ 3,000**	**$ 3,000**	**$ 3,000**	**100.00%**
37115 - State Stipend Certain EO and DH	$ -	$ -	$ -	$ 3,000	$ 3,000	$ 3,000	$ 3,000	$ 3,000	100.00%
Expenses	***$ -***	***$ -***	***$ -***	***$ 3,000***	***$ 3,000***	***$ 3,230***	***$ 3,000***	***$ 3,000***	***107.65%***
Personnel Services- Employee Benefits	**$ -**	**$ -**	**$ -**	**$ -**	**$ -**	**$ 230**	**$ 479**	**$ 479**	**47.91%**
45100 - FICA/SS Contribution	$ -	$ -	$ -	$ -	$ -	$ 230	$ 230	$ 230	99.78%
45200 - IMRF Contribution	$ -	$ -	$ -	$ -	$ -	$ -	$ 197	$ 197	0.00%
53010 - Workers Compensation	$ -	$ -	$ -	$ -	$ -	$ -	$ 52	$ 52	0.00%
Personnel Services- Salaries & Wages	**$ -**	**$ -**	**$ -**	**$ 3,000**	**$ 3,000**	**$ 3,000**	**$ 3,000**	**$ 3,000**	**100.00%**
40000 - Salaries and Wages	$ -	$ -	$ -	$ 3,000	$ 3,000	$ 3,000	$ 3,000	$ 3,000	100.00%
Services	**$ -**	**$ -**	**$ -**	**$ -**	**$ -**	**$ -**	**$ (479)**	**$ (479)**	**0.00%**
45105 - FICA/SS Contribution Contra Account	$ -	$ -	$ -	$ -	$ -	$ -	$ (230)	$ (230)	0.00%
45205 - IMRF Contribution Contra Account	$ -	$ -	$ -	$ -	$ -	$ -	$ (197)	$ (197)	0.00%
53015 - Worker's Comp Contra Account	$ -	$ -	$ -	$ -	$ -	$ -	$ (52)	$ (52)	0.00%
190 County Clerk									
001 General Fund									
Revenue	***$ 1,537,040***	***$ 1,401,726***	***$ 1,419,029***	***$ 1,697,118***	***$ 2,475,003***	***$ 622,202***	***$ 2,253,040***	***$ 2,253,040***	***27.62%***
Interest Revenue	**$ -**	**$ -**	**$ -**	**$ -**	**$ 15,876**	**$ 31,406**	**$ -**	**$ -**	**0.00%**
38030 - Investment Income- Other Depts	$ -	$ -	$ -	$ -	$ 15,876	$ 31,406	$ -	$ -	0.00%
Other	**$ -**	**$ -**	**$ -**	**$ -**	**$ -**	**$ -**	**$ 1,000**	**$ 1,000**	**0.00%**
38900 - Miscellaneous Other	$ -	$ -	$ -	$ -	$ -	$ -	$ 1,000	$ 1,000	0.00%
Reimbursements	**$ 13,890**	**$ 20,164**	**$ 18,144**	**$ 16,726**	**$ 30,303**	**$ 17,506**	**$ 113,840**	**$ 113,840**	**15.38%**
37580 - Death Surcharge Reimbursement	$ 13,890	$ 20,164	$ 18,144	$ 16,726	$ 30,303	$ 17,506	$ 32,000	$ 32,000	54.71%
37583 - Illinois State Board of Elections - Election Judge Reimbursement	$ -	$ -	$ -	$ -	$ -	$ -	$ 78,840	$ 78,840	0.00%
37900 - Miscellaneous Reimbursement	$ -	$ -	$ -	$ -	$ -	$ -	$ 3,000	$ 3,000	0.00%
Charges for Services	**$ 886,884**	**$ 950,519**	**$ 1,313,027**	**$ 1,039,011**	**$ 1,336,130**	**$ 507,122**	**$ 1,456,800**	**$ 1,456,800**	**34.81%**
34070 - Notary Fees	$ 22,888	$ 13,956	$ 286	$ 240	$ 173	$ 104	$ 200	$ 200	52.00%
34080 - Business Fees	$ 3,585	$ 2,375	$ 2,320	$ 2,055	$ 1,515	$ 905	$ 1,600	$ 1,600	56.56%
34090 - Passport Fees	$ 102,110	$ 179,823	$ 225,589	$ 239,860	$ 316,167	$ 129,738	$ 391,000	$ 391,000	33.18%
34100 - Certified Copy Fees	$ 551,423	$ 535,046	$ 508,789	$ 500,765	$ 602,896	$ 267,401	$ 630,000	$ 630,000	42.44%
34110 - Tax Redemption Fees	$ 85,158	$ 108,072	$ 118,537	$ 112,518	$ 120,658	$ 70,520	$ 148,000	$ 148,000	47.65%
34120 - Election Fees	$ 69,540	$ 57,344	$ 399,831	$ 113,944	$ 216,646	$ 190	$ 160,000	$ 160,000	0.12%
34130 - Tax Extension Fees	$ 23,355	$ 25,110	$ 27,341	$ 27,997	$ 21,839	$ 26,348	$ 42,000	$ 42,000	62.73%
35900 - Miscellaneous Fees	$ 28,824	$ 28,792	$ 30,334	$ 41,632	$ 56,238	$ 11,915	$ 84,000	$ 84,000	14.18%
Grants	**$ 557,183**	**$ 341,106**	**$ -**	**$ 549,473**	**$ 999,732**	**$ 30,555**	**$ 600,000**	**$ 600,000**	**5.09%**
32270 - Help America Vote Act (HAVA) Grant	$ 63,583	$ 58,267	$ -	$ 156,275	$ 122,083	$ 30,555	$ -	$ -	0.00%
32745 - Tech & Civic Life Grant	$ 328,655	$ -	$ -	$ 393,198	$ 877,649	$ -	$ 350,000	$ 350,000	0.00%
33690 - Illinois Voter Registration State (IVRS) Grant	$ 164,945	$ 282,839	$ -	$ -	$ -	$ -	$ 250,000	$ 250,000	0.00%
Licenses and Permits	**$ 79,083**	**$ 89,937**	**$ 87,858**	**$ 91,908**	**$ 92,961**	**$ 35,613**	**$ 81,400**	**$ 81,400**	**43.75%**
31010 - Marriage Licenses	$ 78,867	$ 89,802	$ 87,669	$ 91,746	$ 92,610	$ 35,505	$ 81,000	$ 81,000	43.83%
31020 - Civil Union Licenses	$ 216	$ 135	$ 189	$ 162	$ 351	$ 108	$ 400	$ 400	27.00%
Expenses	***$ 3,290,213***	***$ 4,071,377***	***$ 3,206,085***	***$ 5,062,179***	***$ 5,104,292***	***$ 2,190,227***	***$ 5,878,776***	***$ 5,878,776***	***37.26%***
Commodities	**$ 494,533**	**$ 275,518**	**$ 171,615**	**$ 973,074**	**$ 1,006,282**	**$ 100,793**	**$ 1,107,800**	**$ 1,107,800**	**9.10%**

Committee Revenue Expense Budget Report - by Account Detail

Through May 31, 2026 (50.0% YTD, 50.00% Payroll Expense through Pay Period Ending 5/23/2026)

***2021, 2022, 2023, 2024, 2025 and 2026 Actual Fiscal Year**

Department / Fund / Account Classification	2021 Actual Amount*	2022 Actual Amount*	2023 Actual Amount*	2024 Actual Amount*	2025 Actual Amount*	2026 Actual Amount*	2026 Amended Budget	2026 Adopted Budget	2026 YTD% Actual/Amended Budget
60000 - Office Supplies	$ 10,471	$ 7,085	$ 10,672	$ 28,398	$ 9,893	$ 5,520	$ 24,000	$ 24,000	23.00%
60010 - Operating Supplies	$ 54,322	$ 129,991	$ 96,618	$ 87,873	$ 106,883	$ 47,496	$ 115,000	$ 115,000	41.30%
60020 - Computer Related Supplies	$ 12,263	$ 21,158	$ 9,674	$ 16,404	$ 12,581	$ 3,898	$ 18,000	$ 18,000	21.66%
60040 - Postage	$ -	$ -	$ -	$ 196,777	$ 275,583	$ -	$ 300,000	$ 300,000	0.00%
60050 - Books and Subscriptions	$ 1,927	$ 930	$ 3,128	$ 874	$ 1,081	$ 444	$ 800	$ 800	55.50%
60265 - Public Health Commodities - Coronavirus	$ -	$ -	$ -	$ -	$ -	$ -	$ -	$ -	0.00%
60320 - Voting Systems and Accessories	$ 415,549	$ 116,353	$ 51,523	$ 642,747	$ 600,260	$ 43,435	$ 650,000	$ 650,000	6.68%
Contractual Services	**$ 356,702**	**$ 955,593**	**$ 492,775**	**$ 899,365**	**$ 1,429,611**	**$ 559,624**	**$ 1,113,811**	**$ 1,113,811**	**50.24%**
50100 - Election Judges and Workers	$ -	$ -	$ -	$ -	$ -	$ -	$ -	$ -	0.00%
50110 - Election Services	$ 7,207	$ 84,854	$ 9,864	$ 27,193	$ 42,519	$ 4,620	$ 40,000	$ 40,000	11.55%
50340 - Software Licensing Cost	$ 167,165	$ 274,338	$ 271,296	$ 422,823	$ 702,200	$ 302,138	$ 430,000	$ 430,000	70.26%
50350 - Notary Services	$ 20	$ 45	$ 90	$ -	$ 84	$ -	$ 60	$ 60	0.00%
50480 - Security Services	$ 22,704	$ 50,421	$ 14,068	$ 20,672	$ 23,669	$ 3,520	$ 35,000	$ 35,000	10.06%
52110 - Repairs and Maint- Buildings	$ -	$ -	$ -	$ -	$ 2,714	$ 11,030	$ -	$ -	0.00%
52130 - Repairs and Maint- Computers	$ -	$ -	$ -	$ -	$ -	$ -	$ 1	$ 1	0.00%
52140 - Repairs and Maint- Copiers	$ 2,129	$ 4,328	$ 3,708	$ 10,860	$ 6,725	$ 1,210	$ 12,000	$ 12,000	10.08%
52170 - Polling Place Rental	$ 14,080	$ 16,640	$ 9,840	$ 17,200	$ 11,120	$ 8,200	$ 25,000	$ 25,000	32.80%
52190 - Equipment Rental	$ 56,628	$ 110,319	$ 46,047	$ 160,338	$ 89,873	$ 110,376	$ 180,000	$ 180,000	61.32%
52230 - Repairs and Maint- Vehicles	$ 304	$ 725	$ 1,639	$ 6,217	$ 5,935	$ 653	$ 7,000	$ 7,000	9.32%
52300 - Repairs and Maintenance- Voting System Equipment	$ 20,000	$ 47,120	$ 23,328	$ 7,000	$ 400	$ -	$ 15,000	$ 15,000	0.00%
53040 - General Advertising	$ 5,966	$ 389	$ -	$ 71	$ 283	$ 60	$ 1,000	$ 1,000	6.00%
53060 - General Printing	$ 7,311	$ 42,072	$ 21,867	$ 42,131	$ 33,059	$ 16,056	$ 50,500	$ 50,500	31.79%
53070 - Legal Printing	$ 30,437	$ 303,248	$ 65,097	$ 156,444	$ 230,582	$ 53,822	$ 213,000	$ 213,000	25.27%
53100 - Conferences and Meetings	$ 14,355	$ 5,977	$ 13,806	$ 10,325	$ 13,086	$ 2,535	$ 13,500	$ 13,500	18.78%
53110 - Employee Training	$ 398	$ 149	$ -	$ 29	$ -	$ 27	$ 750	$ 750	3.53%
53120 - Employee Mileage Expense	$ 5,149	$ 14,019	$ 9,277	$ 15,811	$ 9,529	$ 6,261	$ 18,000	$ 18,000	34.78%
53130 - General Association Dues	$ 2,850	$ 950	$ 2,850	$ 2,250	$ 1,440	$ 1,615	$ 3,000	$ 3,000	53.83%
55000 - Miscellaneous Contractual Exp	$ -	$ -	$ -	$ -	$ 256,394	$ 37,503	$ 70,000	$ 70,000	53.58%
Personnel Services- Employee Benefits	**$ 266,822**	**$ 285,620**	**$ 292,782**	**$ 305,917**	**$ -**	**$ -**	**$ 749,697**	**$ 749,697**	**0.00%**
45000 - Healthcare Contribution	$ 260,285	$ 278,045	$ 283,616	$ 296,709	$ -	$ -	$ 315,927	$ 315,927	0.00%
45009 - Healthcare Subsidy	$ (3,210)	$ (1,761)	$ -	$ -	$ -	$ -	$ -	$ -	0.00%
45010 - Dental Contribution	$ 9,831	$ 9,378	$ 9,166	$ 9,208	$ -	$ -	$ 9,634	$ 9,634	0.00%
45019 - Dental Subsidy	$ (84)	$ (42)	$ -	$ -	$ -	$ -	$ -	$ -	0.00%
45100 - FICA/SS Contribution	$ -	$ -	$ -	$ -	$ -	$ -	$ 213,773	$ 213,773	0.00%
45200 - IMRF Contribution	$ -	$ -	$ -	$ -	$ -	$ -	$ 147,069	$ 147,069	0.00%
53010 - Workers Compensation	$ -	$ -	$ -	$ -	$ -	$ -	$ 63,294	$ 63,294	0.00%
Personnel Services- Salaries & Wages	**$ 2,172,156**	**$ 2,554,647**	**$ 2,248,912**	**$ 3,189,741**	**$ 2,668,399**	**$ 1,529,811**	**$ 3,657,165**	**$ 3,657,165**	**41.83%**
40000 - Salaries and Wages	$ 2,146,107	$ 2,469,847	$ 2,199,074	$ 3,034,011	$ 2,607,187	$ 1,469,099	$ 3,505,165	$ 3,505,165	41.91%
40002 - Non-Union Wage Increase	$ -	$ -	$ -	$ -	$ -	$ -	$ -	$ -	0.00%
40003 - Cost of Living Increase	$ -	$ -	$ -	$ -	$ -	$ -	$ -	$ -	0.00%
40009 - Salaries and Wages Subsidy	$ (26,273)	$ (13,803)	$ -	$ -	$ -	$ -	$ -	$ -	0.00%
40200 - Overtime Salaries	$ 52,322	$ 98,603	$ 49,838	$ 155,729	$ 61,212	$ 60,711	$ 152,000	$ 152,000	39.94%
Services	**$ -**	**$ -**	**$ -**	**$ (305,917)**	**$ -**	**$ -**	**$ (749,697)**	**$ (749,697)**	**0.00%**
45005 - Healthcare Contribution Contra Account	$ -	$ -	$ -	$ (296,709)	$ -	$ -	$ (315,927)	$ (315,927)	0.00%
45015 - Dental Insurance Contra Account	$ -	$ -	$ -	$ (9,208)	$ -	$ -	$ (9,634)	$ (9,634)	0.00%
45105 - FICA/SS Contribution Contra Account	$ -	$ -	$ -	$ -	$ -	$ -	$ (213,773)	$ (213,773)	0.00%
45205 - IMRF Contribution Contra Account	$ -	$ -	$ -	$ -	$ -	$ -	$ (147,069)	$ (147,069)	0.00%
53015 - Worker's Comp Contra Account	$ -	$ -	$ -	$ -	$ -	$ -	$ (63,294)	$ (63,294)	0.00%

Committee Revenue Expense Budget Report - by Account Detail

Through May 31, 2026 (50.0% YTD, 50.00% Payroll Expense through Pay Period Ending 5/23/2026)

***2021, 2022, 2023, 2024, 2025 and 2026 Actual Fiscal Year**

Department / Fund / Account Classification	2021 Actual Amount*	2022 Actual Amount*	2023 Actual Amount*	2024 Actual Amount*	2025 Actual Amount*	2026 Actual Amount*	2026 Amended Budget	2026 Adopted Budget	2026 YTD% Actual/Amended Budget
020 The Stipend Fund									
Revenue	***$ -***	***$ -***	***$ -***	***$ -***	***$ 7,290***	***$ -***	***$ 6,500***	***$ 6,500***	***0.00%***
Reimbursements	**$ -**	**$ -**	**$ -**	**$ -**	**$ 7,290**	**$ -**	**$ 6,500**	**$ 6,500**	**0.00%**
37115 - State Stipend Certain EO and DH	$ -	$ -	$ -	$ -	$ 7,290	$ -	$ 6,500	$ 6,500	0.00%
Expenses	***$ -***	***$ -***	***$ -***	***$ -***	***$ 6,500***	***$ -***	***$ 6,500***	***$ 6,500***	***0.00%***
Personnel Services- Employee Benefits	**$ -**	**$ -**	**$ -**	**$ -**	**$ -**	**$ -**	**$ 1,037**	**$ 1,037**	**0.00%**
45100 - FICA/SS Contribution	$ -	$ -	$ -	$ -	$ -	$ -	$ 498	$ 498	0.00%
45200 - IMRF Contribution	$ -	$ -	$ -	$ -	$ -	$ -	$ 426	$ 426	0.00%
53010 - Workers Compensation	$ -	$ -	$ -	$ -	$ -	$ -	$ 113	$ 113	0.00%
Personnel Services- Salaries & Wages	**$ -**	**$ -**	**$ -**	**$ -**	**$ 6,500**	**$ -**	**$ 6,500**	**$ 6,500**	**0.00%**
40000 - Salaries and Wages	$ -	$ -	$ -	$ -	$ 6,500	$ -	$ 6,500	$ 6,500	0.00%
Services	**$ -**	**$ -**	**$ -**	**$ -**	**$ -**	**$ -**	**$ (1,037)**	**$ (1,037)**	**0.00%**
45105 - FICA/SS Contribution Contra Account	$ -	$ -	$ -	$ -	$ -	$ -	$ (498)	$ (498)	0.00%
45205 - IMRF Contribution Contra Account	$ -	$ -	$ -	$ -	$ -	$ -	$ (426)	$ (426)	0.00%
53015 - Worker's Comp Contra Account	$ -	$ -	$ -	$ -	$ -	$ -	$ (113)	$ (113)	0.00%
160 Vital Records Automation									
Revenue	***$ 206,308***	***$ 192,095***	***$ 199,703***	***$ 206,429***	***$ 240,787***	***$ 105,959***	***$ 229,180***	***$ 229,180***	***46.23%***
Interest Revenue	**$ (19)**	**$ (3,967)**	**$ 15,243**	**$ 25,022**	**$ 31,734**	**$ 8,932**	**$ 9,180**	**$ 9,180**	**97.30%**
38000 - Investment Income	$ (19)	$ (3,967)	$ 15,243	$ 25,022	$ 31,734	$ 8,932	$ 9,180	$ 9,180	97.30%
Other	**$ -**	**$ -**	**$ -**	**$ -**	**$ -**	**$ -**	**$ -**	**$ -**	**0.00%**
39900 - Fund Balance Utilization	$ -	$ -	$ -	$ -	$ -	$ -	$ -	$ -	0.00%
Charges for Services	**$ 198,427**	**$ 196,063**	**$ 184,460**	**$ 181,407**	**$ 209,053**	**$ 97,027**	**$ 220,000**	**$ 220,000**	**44.10%**
34100 - Certified Copy Fees	$ 198,427	$ 196,063	$ 184,460	$ 181,407	$ 209,053	$ 97,027	$ 220,000	$ 220,000	44.10%
Transfers In	**$ 7,900**	**$ -**	**$ -**	**$ -**	**$ -**	**$ -**	**$ -**	**$ -**	**0.00%**
39000 - Transfer From Other Funds	$ 7,900	$ -	$ -	$ -	$ -	$ -	$ -	$ -	0.00%
Expenses	***$ 97,223***	***$ 177,141***	***$ 102,066***	***$ 116,560***	***$ 105,880***	***$ 36,676***	***$ 229,180***	***$ 229,180***	***16.00%***
Capital	**$ 29,454**	**$ 29,822**	**$ 30,927**	**$ 30,927**	**$ 38,659**	**$ 7,732**	**$ 46,927**	**$ 46,927**	**16.48%**
70020 - Computer Software- Capital	$ 29,454	$ 29,822	$ 30,927	$ 30,927	$ 38,659	$ 7,732	$ 46,927	$ 46,927	16.48%
Commodities	**$ 124**	**$ -**	**$ 134**	**$ 335**	**$ 7,336**	**$ -**	**$ 17,045**	**$ 17,045**	**0.00%**
60010 - Operating Supplies	$ 124	$ -	$ 134	$ 335	$ 7,336	$ -	$ 15,000	$ 15,000	0.00%
60020 - Computer Related Supplies	$ -	$ -	$ -	$ -	$ -	$ -	$ 2,045	$ 2,045	0.00%
Contingency and Other	**$ -**	**$ -**	**$ -**	**$ -**	**$ -**	**$ -**	**$ 86,810**	**$ 86,810**	**0.00%**
89000 - Addition to Fund Balance	$ -	$ -	$ -	$ -	$ -	$ -	$ 86,810	$ 86,810	0.00%

Committee Revenue Expense Budget Report - by Account Detail

Through May 31, 2026 (50.0% YTD, 50.00% Payroll Expense through Pay Period Ending 5/23/2026)

***2021, 2022, 2023, 2024, 2025 and 2026 Actual Fiscal Year**

Department / Fund / Account Classification	2021 Actual Amount*	2022 Actual Amount*	2023 Actual Amount*	2024 Actual Amount*	2025 Actual Amount*	2026 Actual Amount*	2026 Amended Budget	2026 Adopted Budget	2026 YTD% Actual/Amended Budget
Contractual Services	**$ 15,088**	**$ 16,274**	**$ 20,433**	**$ 6,310**	**$ 9,662**	**$ 788**	**$ 31,551**	**$ 31,551**	**2.50%**
52130 - Repairs and Maint- Computers	$ -	$ -	$ -	$ -	$ -	$ -	$ 1,000	$ 1,000	0.00%
52140 - Repairs and Maint- Copiers	$ 279	$ 669	$ 63	$ -	$ 1,617	$ -	$ 3,200	$ 3,200	0.00%
52240 - Repairs and Maint- Office Equip	$ 950	$ 999	$ 5,735	$ 1,345	$ -	$ 788	$ 2,000	$ 2,000	39.40%
53000 - Liability Insurance	$ 737	$ 944	$ 446	$ 1,166	$ 1,489	$ -	$ 1,329	$ 1,329	0.00%
53020 - Unemployment Claims	$ 24	$ 29	$ 7	$ 19	$ 21	$ -	$ 22	$ 22	0.00%
53060 - General Printing	$ 13,098	$ 13,633	$ 14,182	$ 3,780	$ 6,535	$ -	$ 20,000	$ 20,000	0.00%
53100 - Conferences and Meetings	$ -	$ -	$ -	$ -	$ -	$ -	$ 3,000	$ 3,000	0.00%
53110 - Employee Training	$ -	$ -	$ -	$ -	$ -	$ -	$ 1,000	$ 1,000	0.00%
Personnel Services- Employee Benefits	**$ 11,194**	**$ 11,199**	**$ 6,492**	**$ 8,418**	**$ 8,742**	**$ 4,176**	**$ 8,097**	**$ 8,097**	**51.57%**
45000 - Healthcare Contribution	$ 3,410	$ 3,759	$ 690	$ 192	$ 2,956	$ 1,182	$ 2,474	$ 2,474	47.76%
45010 - Dental Contribution	$ 133	$ 133	$ 117	$ 80	$ 80	$ 154	$ 56	$ 56	274.79%
45100 - FICA/SS Contribution	$ 3,113	$ 3,268	$ 3,191	$ 5,299	$ 2,928	$ 1,535	$ 2,728	$ 2,728	56.28%
45200 - IMRF Contribution	$ 3,383	$ 2,899	$ 2,156	$ 2,045	$ 2,084	$ 1,305	$ 2,222	$ 2,222	58.72%
53010 - Workers Compensation	$ 1,155	$ 1,140	$ 339	$ 803	$ 695	$ -	$ 617	$ 617	0.00%
Personnel Services- Salaries & Wages	**$ 41,363**	**$ 43,966**	**$ 42,564**	**$ 69,976**	**$ 39,449**	**$ 20,852**	**$ 35,621**	**$ 35,621**	**58.54%**
40000 - Salaries and Wages	$ 41,348	$ 43,916	$ 42,411	$ 69,970	$ 39,391	$ 20,852	$ 35,621	$ 35,621	58.54%
40002 - Non-Union Wage Increase	$ -	$ -	$ -	$ -	$ -	$ -	$ -	$ -	0.00%
40003 - Cost of Living Increase	$ -	$ -	$ -	$ -	$ -	$ -	$ -	$ -	0.00%
40200 - Overtime Salaries	$ 15	$ 50	$ 153	$ 6	$ 58	$ -	$ -	$ -	0.00%
Transfers Out	**$ -**	**$ 75,880**	**$ 1,515**	**$ 594**	**$ 2,032**	**$ 3,129**	**$ 3,129**	**$ 3,129**	**100.00%**
99000 - Transfer To Other Funds	$ -	$ -	$ -	$ -	$ -	$ -	$ -	$ -	0.00%
99001 - Transfer to General Fund 001	$ -	$ 66,586	$ 1,515	$ 594	$ 2,032	$ 3,129	$ 3,129	$ 3,129	100.00%
99110 - Transfer to Illinois Municipal Retirement Fund 110	$ -	$ 4,350	$ -	$ -	$ -	$ -	$ -	$ -	0.00%
99111 - Transfer to FICA/Social Security Fund 111	$ -	$ 4,944	$ -	$ -	$ -	$ -	$ -	$ -	0.00%
161 Election Equipment Fund									
Revenue	***$ 1,511***	***$ (5,218)***	***$ 40,077***	***$ 20,396***	***$ 23,413***	***$ 5,933***	***$ 22,597***	***$ 22,597***	***26.26%***
Interest Revenue	**$ 1,511**	**$ (10,818)**	**$ 40,077**	**$ 20,396**	**$ 23,413**	**$ 5,933**	**$ 22,597**	**$ 22,597**	**26.26%**
38000 - Investment Income	$ 1,511	$ (10,818)	$ 40,077	$ 20,396	$ 23,413	$ 5,933	$ 22,597	$ 22,597	26.26%
Other	**$ -**	**$ -**	**$ -**	**$ -**	**$ -**	**$ -**	**$ -**	**$ -**	**0.00%**
39900 - Fund Balance Utilization	$ -	$ -	$ -	$ -	$ -	$ -	$ -	$ -	0.00%
Transfers In	**$ -**	**$ 5,600**	**$ -**	**$ -**	**$ -**	**$ -**	**$ -**	**$ -**	**0.00%**
39000 - Transfer From Other Funds	$ -	$ 5,600	$ -	$ -	$ -	$ -	$ -	$ -	0.00%
Grants	**$ -**	**$ -**	**$ -**	**$ -**	**$ -**	**$ -**	**$ -**	**$ -**	**0.00%**
32335 - CARES ACT - Elections	$ -	$ -	$ -	$ -	$ -	$ -	$ -	$ -	0.00%
32745 - Tech & Civic Life Grant	$ -	$ -	$ -	$ -	$ -	$ -	$ -	$ -	0.00%
Expenses	***$ -***	***$ 499,200***	***$ -***	***$ -***	***$ -***	***$ -***	***$ 22,597***	***$ 22,597***	***0.00%***
Commodities	**$ -**	**$ 499,200**	**$ -**	**$ -**	**$ -**	**$ -**	**$ -**	**$ -**	**0.00%**
60320 - Voting Systems and Accessories	$ -	$ 499,200	$ -	$ -	$ -	$ -	$ -	$ -	0.00%
Contingency and Other	**$ -**	**$ -**	**$ -**	**$ -**	**$ -**	**$ -**	**$ 22,597**	**$ 22,597**	**0.00%**
89000 - Addition to Fund Balance	$ -	$ -	$ -	$ -	$ -	$ -	$ 22,597	$ 22,597	0.00%
210 Recorder									
001 General Fund									

Committee Revenue Expense Budget Report - by Account Detail

Through May 31, 2026 (50.0% YTD, 50.00% Payroll Expense through Pay Period Ending 5/23/2026)

***2021, 2022, 2023, 2024, 2025 and 2026 Actual Fiscal Year**

Department / Fund / Account Classification	2021 Actual Amount*	2022 Actual Amount*	2023 Actual Amount*	2024 Actual Amount*	2025 Actual Amount*	2026 Actual Amount*	2026 Amended Budget	2026 Adopted Budget	2026 YTD% Actual/Amended Budget
Revenue	***$ 4,957,488***	***$ 4,039,651***	***$ 2,913,529***	***$ 3,177,777***	***$ 3,579,821***	***$ 1,714,472***	***$ 3,181,040***	***$ 3,181,040***	***53.90%***
Interest Revenue	**$ 66**	**$ 51**	**$ 40**	**$ 32**	**$ 45**	**$ 18**	**$ 40**	**$ 40**	**44.85%**
38000 - Investment Income	$ 66	$ 51	$ 40	$ 32	$ 45	$ 18	$ 40	$ 40	44.85%
Charges for Services	**$ 4,957,422**	**$ 4,039,599**	**$ 2,913,489**	**$ 3,177,745**	**$ 3,579,776**	**$ 1,714,454**	**$ 3,181,000**	**$ 3,181,000**	**53.90%**
34140 - Financing Statement Fees	$ 13,170	$ 14,960	$ 15,220	$ 19,565	$ 19,560	$ 8,425	$ 20,000	$ 20,000	42.13%
34150 - Recording Fees	$ 2,194,296	$ 1,428,974	$ 1,006,604	$ 1,050,115	$ 1,133,011	$ 601,252	$ 1,050,000	$ 1,050,000	57.26%
34160 - Certified Record Copy Fees	$ 12,736	$ 11,567	$ 9,950	$ 11,433	$ 10,761	$ 4,388	$ 11,000	$ 11,000	39.89%
34170 - Revenue Tax Stamp Fees	$ 2,737,220	$ 2,584,098	$ 1,881,714	$ 2,096,632	$ 2,416,445	$ 1,100,389	$ 2,100,000	$ 2,100,000	52.40%
Expenses	***$ 665,132***	***$ 665,768***	***$ 729,282***	***$ 618,282***	***$ 683,402***	***$ 322,305***	***$ 712,403***	***$ 712,403***	***45.24%***
Commodities	**$ 1,744**	**$ 1,617**	**$ 1,188**	**$ 1,182**	**$ 8,190**	**$ 271**	**$ 8,670**	**$ 8,670**	**3.13%**
60000 - Office Supplies	$ 1,744	$ 1,617	$ 1,188	$ 1,182	$ 1,481	$ 163	$ 2,070	$ 2,070	7.86%
60010 - Operating Supplies	$ -	$ -	$ -	$ -	$ 109	$ 109	$ -	$ -	0.00%
60055 - Office Equipment - Non Capital	$ -	$ -	$ -	$ -	$ 6,600	$ -	$ 6,600	$ 6,600	0.00%
Contractual Services	**$ 1,329**	**$ 1,358**	**$ 1,407**	**$ 954**	**$ 1,651**	**$ 1,367**	**$ 5,165**	**$ 5,165**	**26.48%**
52140 - Repairs and Maint- Copiers	$ -	$ -	$ -	$ -	$ 3	$ 9	$ 200	$ 200	4.39%
53100 - Conferences and Meetings	$ -	$ -	$ -	$ -	$ -	$ -	$ 2,500	$ 2,500	0.00%
53120 - Employee Mileage Expense	$ 379	$ 408	$ 457	$ 854	$ 483	$ 244	$ 1,000	$ 1,000	24.37%
53130 - General Association Dues	$ 950	$ 950	$ 950	$ 100	$ 1,165	$ 1,115	$ 1,465	$ 1,465	76.11%
Personnel Services- Employee Benefits	**$ 101,389**	**$ 107,679**	**$ 127,575**	**$ 120,008**	**$ -**	**$ -**	**$ 258,740**	**$ 258,740**	**0.00%**
45000 - Healthcare Contribution	$ 97,523	$ 103,987	$ 123,518	$ 116,077	$ -	$ -	$ 142,838	$ 142,838	0.00%
45010 - Dental Contribution	$ 3,866	$ 3,692	$ 4,057	$ 3,931	$ -	$ -	$ 4,666	$ 4,666	0.00%
45100 - FICA/SS Contribution	$ -	$ -	$ -	$ -	$ -	$ -	$ 53,453	$ 53,453	0.00%
45200 - IMRF Contribution	$ -	$ -	$ -	$ -	$ -	$ -	$ 45,692	$ 45,692	0.00%
53010 - Workers Compensation	$ -	$ -	$ -	$ -	$ -	$ -	$ 12,091	$ 12,091	0.00%
Personnel Services- Salaries & Wages	**$ 560,670**	**$ 555,114**	**$ 599,112**	**$ 616,146**	**$ 673,560**	**$ 320,666**	**$ 698,568**	**$ 698,568**	**45.90%**
40000 - Salaries and Wages	$ 560,670	$ 555,114	$ 599,112	$ 616,146	$ 673,560	$ 320,666	$ 698,568	$ 698,568	45.90%
40002 - Non-Union Wage Increase	$ -	$ -	$ -	$ -	$ -	$ -	$ -	$ -	0.00%
40003 - Cost of Living Increase	$ -	$ -	$ -	$ -	$ -	$ -	$ -	$ -	0.00%
Services	**$ -**	**$ -**	**$ -**	**$ (120,008)**	**$ -**	**$ -**	**$ (258,740)**	**$ (258,740)**	**0.00%**
45005 - Healthcare Contribution Contra Account	$ -	$ -	$ -	$ (116,077)	$ -	$ -	$ (142,838)	$ (142,838)	0.00%
45015 - Dental Insurance Contra Account	$ -	$ -	$ -	$ (3,931)	$ -	$ -	$ (4,666)	$ (4,666)	0.00%
45105 - FICA/SS Contribution Contra Account	$ -	$ -	$ -	$ -	$ -	$ -	$ (53,453)	$ (53,453)	0.00%
45205 - IMRF Contribution Contra Account	$ -	$ -	$ -	$ -	$ -	$ -	$ (45,692)	$ (45,692)	0.00%
53015 - Worker's Comp Contra Account	$ -	$ -	$ -	$ -	$ -	$ -	$ (12,091)	$ (12,091)	0.00%
020 The Stipend Fund									
Revenue	***$ -***	***$ -***	***$ -***	***$ -***	***$ 6,500***	***$ -***	***$ 6,500***	***$ 6,500***	***0.00%***
Reimbursements	**$ -**	**$ -**	**$ -**	**$ -**	**$ 6,500**	**$ -**	**$ 6,500**	**$ 6,500**	**0.00%**
37115 - State Stipend Certain EO and DH	$ -	$ -	$ -	$ -	$ 6,500	$ -	$ 6,500	$ 6,500	0.00%

Committee Revenue Expense Budget Report - by Account Detail

Through May 31, 2026 (50.0% YTD, 50.00% Payroll Expense through Pay Period Ending 5/23/2026)

***2021, 2022, 2023, 2024, 2025 and 2026 Actual Fiscal Year**

Department / Fund / Account Classification	2021 Actual Amount*	2022 Actual Amount*	2023 Actual Amount*	2024 Actual Amount*	2025 Actual Amount*	2026 Actual Amount*	2026 Amended Budget	2026 Adopted Budget	2026 YTD% Actual/Amended Budget
Expenses	***$ -***	***$ -***	***$ -***	***$ -***	***$ 6,500***	***$ -***	***$ 6,500***	***$ 6,500***	***0.00%***
Personnel Services- Employee Benefits	**$ -**	**$ -**	**$ -**	**$ -**	**$ -**	**$ -**	**$ 1,037**	**$ 1,037**	**0.00%**
45100 - FICA/SS Contribution	$ -	$ -	$ -	$ -	$ -	$ -	$ 498	$ 498	0.00%
45200 - IMRF Contribution	$ -	$ -	$ -	$ -	$ -	$ -	$ 426	$ 426	0.00%
53010 - Workers Compensation	$ -	$ -	$ -	$ -	$ -	$ -	$ 113	$ 113	0.00%
Personnel Services- Salaries & Wages	**$ -**	**$ -**	**$ -**	**$ -**	**$ 6,500**	**$ -**	**$ 6,500**	**$ 6,500**	**0.00%**
40000 - Salaries and Wages	$ -	$ -	$ -	$ -	$ 6,500	$ -	$ 6,500	$ 6,500	0.00%
Services	**$ -**	**$ -**	**$ -**	**$ -**	**$ -**	**$ -**	**$ (1,037)**	**$ (1,037)**	**0.00%**
45105 - FICA/SS Contribution Contra Account	$ -	$ -	$ -	$ -	$ -	$ -	$ (498)	$ (498)	0.00%
45205 - IMRF Contribution Contra Account	$ -	$ -	$ -	$ -	$ -	$ -	$ (426)	$ (426)	0.00%
53015 - Worker's Comp Contra Account	$ -	$ -	$ -	$ -	$ -	$ -	$ (113)	$ (113)	0.00%
170 Recorder's Automation									
Revenue	***$ 1,119,143***	***$ 715,021***	***$ 580,295***	***$ 600,721***	***$ 641,061***	***$ 320,757***	***$ 966,057***	***$ 966,057***	***33.20%***
Interest Revenue	**$ (816)**	**$ (16,097)**	**$ 60,479**	**$ 57,163**	**$ 53,627**	**$ 10,799**	**$ 34,601**	**$ 34,601**	**31.21%**
38000 - Investment Income	$ (816)	$ (16,097)	$ 60,479	$ 57,163	$ 53,627	$ 10,799	$ 34,601	$ 34,601	31.21%
Other	**$ -**	**$ -**	**$ -**	**$ -**	**$ -**	**$ -**	**$ 387,456**	**$ 387,456**	**0.00%**
39900 - Fund Balance Utilization	$ -	$ -	$ -	$ -	$ -	$ -	$ 387,456	$ 387,456	0.00%
Reimbursements	**$ -**	**$ -**	**$ -**	**$ -**	**$ -**	**$ -**	**$ -**	**$ -**	**0.00%**
37900 - Miscellaneous Reimbursement	$ -	$ -	$ -	$ -	$ -	$ -	$ -	$ -	0.00%
Charges for Services	**$ 1,119,960**	**$ 731,118**	**$ 519,816**	**$ 543,558**	**$ 587,434**	**$ 309,958**	**$ 544,000**	**$ 544,000**	**56.98%**
34150 - Recording Fees	$ 1,022,139	$ 667,146	$ 474,283	$ 495,958	$ 535,918	$ 282,775	$ 496,000	$ 496,000	57.01%
34180 - GIS Fees	$ 97,821	$ 63,972	$ 45,533	$ 47,600	$ 51,516	$ 27,183	$ 48,000	$ 48,000	56.63%
Expenses	***$ 761,624***	***$ 1,160,665***	***$ 749,730***	***$ 648,070***	***$ 609,335***	***$ 502,551***	***$ 966,057***	***$ 966,057***	***52.02%***
Capital	**$ 121,250**	**$ 492,289**	**$ 185,216**	**$ -**	**$ -**	**$ -**	**$ -**	**$ -**	**0.00%**
70020 - Computer Software- Capital	$ 121,250	$ 480,294	$ 185,216	$ -	$ -	$ -	$ -	$ -	0.00%
70050 - Printers	$ -	$ 11,995	$ -	$ -	$ -	$ -	$ -	$ -	0.00%
Commodities	**$ 20,297**	**$ 29,585**	**$ 26,200**	**$ 35,605**	**$ 28,463**	**$ 9,704**	**$ 204,200**	**$ 204,200**	**4.75%**
60000 - Office Supplies	$ -	$ -	$ -	$ -	$ 242	$ -	$ 4,000	$ 4,000	0.00%
60010 - Operating Supplies	$ 4,367	$ 4,319	$ 4,394	$ 4,481	$ 4,604	$ 1,942	$ 8,000	$ 8,000	24.28%
60020 - Computer Related Supplies	$ 15,448	$ 24,085	$ 21,278	$ 29,902	$ 22,331	$ 7,762	$ 190,500	$ 190,500	4.07%
60050 - Books and Subscriptions	$ -	$ 675	$ -	$ 670	$ 710	$ -	$ 800	$ 800	0.00%
60265 - Public Health Commodities - Coronavirus	$ -	$ -	$ -	$ -	$ -	$ -	$ -	$ -	0.00%
64000 - Telephone	$ 482	$ 506	$ 528	$ 552	$ 576	$ -	$ 900	$ 900	0.00%
Contractual Services	**$ 404,926**	**$ 462,417**	**$ 393,103**	**$ 464,916**	**$ 423,141**	**$ 418,594**	**$ 517,488**	**$ 517,488**	**80.89%**
50150 - Contractual/Consulting Services	$ 398,426	$ 454,931	$ 383,659	$ 455,183	$ 414,033	$ 416,209	$ 493,000	$ 493,000	84.42%
52130 - Repairs and Maint- Computers	$ -	$ -	$ -	$ -	$ -	$ -	$ 4,000	$ 4,000	0.00%
52140 - Repairs and Maint- Copiers	$ 2,340	$ 2,312	$ 2,511	$ 2,533	$ 2,429	$ 2,385	$ 6,150	$ 6,150	38.78%
53000 - Liability Insurance	$ 4,032	$ 5,022	$ 6,839	$ 5,294	$ 6,590	$ -	$ 6,729	$ 6,729	0.00%
53020 - Unemployment Claims	$ 128	$ 152	$ 94	$ 86	$ 89	$ -	$ 109	$ 109	0.00%
53090 - Film Conversion/Book Binding	$ -	$ -	$ -	$ -	$ -	$ -	$ 5,000	$ 5,000	0.00%
53100 - Conferences and Meetings	$ -	$ -	$ -	$ 1,820	$ -	$ -	$ 500	$ 500	0.00%
53110 - Employee Training	$ -	$ -	$ -	$ -	$ -	$ -	$ 2,000	$ 2,000	0.00%

Committee Revenue Expense Budget Report - by Account Detail

Through May 31, 2026 (50.0% YTD, 50.00% Payroll Expense through Pay Period Ending 5/23/2026)

***2021, 2022, 2023, 2024, 2025 and 2026 Actual Fiscal Year**

Department / Fund / Account Classification	2021 Actual Amount*	2022 Actual Amount*	2023 Actual Amount*	2024 Actual Amount*	2025 Actual Amount*	2026 Actual Amount*	2026 Amended Budget	2026 Adopted Budget	2026 YTD% Actual/Amended Budget
Personnel Services- Employee Benefits	**$ 59,906**	**$ 45,276**	**$ 32,322**	**$ 30,948**	**$ 33,070**	**$ 14,923**	**$ 63,979**	**$ 63,979**	**23.33%**
45000 - Healthcare Contribution	$ 27,993	$ 20,219	$ 12,603	$ 12,967	$ 13,660	$ 6,570	$ 34,123	$ 34,123	19.25%
45010 - Dental Contribution	$ 1,050	$ 689	$ 384	$ 412	$ 413	$ 207	$ 1,132	$ 1,132	18.25%
45100 - FICA/SS Contribution	$ 11,431	$ 9,689	$ 8,424	$ 8,696	$ 9,303	$ 4,406	$ 13,803	$ 13,803	31.92%
45200 - IMRF Contribution	$ 13,108	$ 8,617	$ 5,710	$ 5,229	$ 6,620	$ 3,741	$ 11,799	$ 11,799	31.71%
53010 - Workers Compensation	$ 6,324	$ 6,061	$ 5,200	$ 3,643	$ 3,074	$ -	$ 3,122	$ 3,122	0.00%
Personnel Services- Salaries & Wages	**$ 155,244**	**$ 131,099**	**$ 112,890**	**$ 116,601**	**$ 124,661**	**$ 59,329**	**$ 180,390**	**$ 180,390**	**32.89%**
40000 - Salaries and Wages	$ 155,244	$ 131,099	$ 112,890	$ 116,601	$ 124,661	$ 59,329	$ 180,390	$ 180,390	32.89%
40002 - Non-Union Wage Increase	$ -	$ -	$ -	$ -	$ -	$ -	$ -	$ -	0.00%
40003 - Cost of Living Increase	$ -	$ -	$ -	$ -	$ -	$ -	$ -	$ -	0.00%
230 Regional Office of Education									
001 General Fund									
Expenses	***$ 320,825***	***$ 411,252***	***$ 438,858***	***$ 376,276***	***$ 412,507***	***$ 203,308***	***$ 398,262***	***$ 367,416***	***51.05%***
Contingency and Other	**$ -**	**$ -**	**$ -**	**$ -**	**$ -**	**$ -**	**$ -**	**$ 367,416**	**0.00%**
85000 - Allowance for Budget Expense	$ -	$ -	$ -	$ -	$ -	$ -	$ -	$ 367,416	0.00%
Contractual Services	**$ -**	**$ -**	**$ -**	**$ -**	**$ -**	**$ -**	**$ -**	**$ -**	**0.00%**
50150 - Contractual/Consulting Services	$ -	$ -	$ -	$ -	$ -	$ -	$ -	$ -	0.00%
Personnel Services- Employee Benefits	**$ 56,932**	**$ 74,094**	**$ 76,553**	**$ 80,480**	**$ -**	**$ -**	**$ -**	**$ -**	**0.00%**
45000 - Healthcare Contribution	$ 56,391	$ 73,225	$ 75,844	$ 79,389	$ -	$ -	$ -	$ -	0.00%
45010 - Dental Contribution	$ 541	$ 870	$ 709	$ 1,091	$ -	$ -	$ -	$ -	0.00%

Committee Revenue Expense Budget Report - by Account Detail

Through May 31, 2026 (50.0% YTD, 50.00% Payroll Expense through Pay Period Ending 5/23/2026)

***2021, 2022, 2023, 2024, 2025 and 2026 Actual Fiscal Year**

Department / Fund / Account Classification	2021 Actual Amount*	2022 Actual Amount*	2023 Actual Amount*	2024 Actual Amount*	2025 Actual Amount*	2026 Actual Amount*	2026 Amended Budget	2026 Adopted Budget	2026 YTD% Actual/Amended Budget
45100 - FICA/SS Contribution	$ -	$ -	$ -	$ -	$ -	$ -	$ -	$ -	0.00%
45200 - IMRF Contribution	$ -	$ -	$ -	$ -	$ -	$ -	$ -	$ -	0.00%
53010 - Workers Compensation	$ -	$ -	$ -	$ -	$ -	$ -	$ -	$ -	0.00%
Personnel Services- Salaries & Wages	**$ 263,893**	**$ 337,158**	**$ 362,305**	**$ 376,276**	**$ 412,507**	**$ 203,308**	**$ 398,262**	**$ -**	**51.05%**
40000 - Salaries and Wages	$ 263,893	$ 337,158	$ 362,305	$ 376,276	$ 412,507	$ 203,308	$ 398,262	$ -	51.05%
40002 - Non-Union Wage Increase	$ -	$ -	$ -	$ -	$ -	$ -	$ -	$ -	0.00%
40003 - Cost of Living Increase	$ -	$ -	$ -	$ -	$ -	$ -	$ -	$ -	0.00%
Services	**$ -**	**$ -**	**$ -**	**$ (80,480)**	**$ -**	**$ -**	**$ -**	**$ -**	**0.00%**
45005 - Healthcare Contribution Contra Account	$ -	$ -	$ -	$ (79,389)	$ -	$ -	$ -	$ -	0.00%
45015 - Dental Insurance Contra Account	$ -	$ -	$ -	$ (1,091)	$ -	$ -	$ -	$ -	0.00%
45105 - FICA/SS Contribution Contra Account	$ -	$ -	$ -	$ -	$ -	$ -	$ -	$ -	0.00%
45205 - IMRF Contribution Contra Account	$ -	$ -	$ -	$ -	$ -	$ -	$ -	$ -	0.00%
53015 - Worker's Comp Contra Account	$ -	$ -	$ -	$ -	$ -	$ -	$ -	$ -	0.00%
240 Judiciary and Courts									
001 General Fund									
Revenue	***$ 802,507***	***$ 955,012***	***$ 906,246***	***$ 1,040,573***	***$ 1,074,036***	***$ 300,927***	***$ 1,249,150***	***$ 1,249,150***	***24.09%***
Other	**$ -**	**$ 53,697**	**$ -**	**$ 8,454**	**$ 8,912**	**$ -**	**$ 5,000**	**$ 5,000**	**0.00%**
38900 - Miscellaneous Other	$ -	$ 53,697	$ -	$ 8,454	$ 8,912	$ -	$ 5,000	$ 5,000	0.00%
Reimbursements	**$ 463,131**	**$ 540,646**	**$ 545,614**	**$ 645,926**	**$ 679,109**	**$ 132,120**	**$ 900,000**	**$ 900,000**	**14.68%**
37630 - Interpreter Service Reimbursements	$ 463,131	$ 540,646	$ 545,614	$ 645,926	$ 679,109	$ 132,120	$ 900,000	$ 900,000	14.68%
Charges for Services	**$ 123,444**	**$ 108,898**	**$ 96,761**	**$ 103,638**	**$ 95,868**	**$ 13,919**	**$ 90,000**	**$ 90,000**	**15.47%**
34520 - Mental Health/Specialty Court Fees	$ 123,444	$ 108,898	$ 96,761	$ 103,638	$ 95,868	$ 13,919	$ 90,000	$ 90,000	15.47%
Grants	**$ 552**	**$ 5,122**	**$ 2,744**	**$ 2,928**	**$ 2,703**	**$ 1,128**	**$ 4,150**	**$ 4,150**	**27.18%**
33700 - Child Protection Data Court Grant	$ 552	$ 5,122	$ 2,744	$ 2,928	$ 2,703	$ 1,128	$ -	$ -	0.00%
33902 - Grants - State Government	$ -	$ -	$ -	$ -	$ -	$ -	$ 4,150	$ 4,150	0.00%
Fines	**$ 215,380**	**$ 246,650**	**$ 261,128**	**$ 279,628**	**$ 287,445**	**$ 153,760**	**$ 250,000**	**$ 250,000**	**61.50%**
36115 - Judicial Technology Fine	$ 215,380	$ 246,650	$ 261,128	$ 279,628	$ 287,445	$ 153,760	$ 250,000	$ 250,000	61.50%
Expenses	***$ 3,146,700***	***$ 3,523,837***	***$ 3,803,491***	***$ 3,651,612***	***$ 4,090,953***	***$ 1,764,807***	***$ 4,171,199***	***$ 4,171,199***	***42.31%***
Capital	**$ 16,250**	**$ -**	**$ -**	**$ -**	**$ -**	**$ -**	**$ -**	**$ -**	**0.00%**
70080 - Office Furniture	$ 16,250	$ -	$ -	$ -	$ -	$ -	$ -	$ -	0.00%
Commodities	**$ 117,390**	**$ 97,198**	**$ 114,701**	**$ 89,047**	**$ 130,566**	**$ 29,497**	**$ 100,000**	**$ 100,000**	**29.50%**
60000 - Office Supplies	$ 9,605	$ 15,217	$ 8,447	$ 8,428	$ 9,491	$ 2,042	$ 9,000	$ 9,000	22.69%
60010 - Operating Supplies	$ 17,760	$ 18,722	$ 13,260	$ 13,750	$ 24,816	$ 3,969	$ 10,500	$ 10,500	37.80%
60020 - Computer Related Supplies	$ 10,977	$ 9,347	$ 15,067	$ 2,724	$ 4,072	$ 4,717	$ 5,000	$ 5,000	94.33%
60040 - Postage	$ 22	$ 52	$ 1,158	$ 93	$ 30	$ 1,450	$ 1,500	$ 1,500	96.67%
60050 - Books and Subscriptions	$ 74,542	$ 36,779	$ 71,754	$ 59,370	$ 88,395	$ 16,076	$ 66,100	$ 66,100	24.32%
60055 - Office Equipment - Non Capital	$ 3,250	$ -	$ -	$ -	$ -	$ -	$ -	$ -	0.00%
60070 - Computer Hardware- Non Capital	$ -	$ 14,981	$ -	$ -	$ -	$ -	$ -	$ -	0.00%
60080 - Employee Recognition Supplies	$ 924	$ 1,497	$ 4,017	$ 2,796	$ 3,177	$ 1,072	$ 5,000	$ 5,000	21.43%
60210 - Uniform Supplies	$ 518	$ 604	$ 998	$ 1,886	$ 585	$ 171	$ 2,400	$ 2,400	7.14%
60265 - Public Health Commodities - Coronavirus	$ (208)	$ -	$ -	$ -	$ -	$ -	$ -	$ -	0.00%
64000 - Telephone	$ -	$ -	$ -	$ -	$ -	$ -	$ 500	$ 500	0.00%
Contractual Services	**$ 1,072,541**	**$ 1,345,647**	**$ 1,441,454**	**$ 1,484,302**	**$ 1,745,764**	**$ 684,003**	**$ 1,684,960**	**$ 1,684,960**	**40.59%**
50040 - State of Illinois Salaries	$ -	$ -	$ -	$ 15,334	$ 15,500	$ -	$ 16,000	$ 16,000	0.00%
50050 - Jurors- Circuit Court	$ 120,567	$ 121,612	$ 132,809	$ 137,700	$ 162,363	$ 74,178	$ 150,000	$ 150,000	49.45%

Committee Revenue Expense Budget Report - by Account Detail

Through May 31, 2026 (50.0% YTD, 50.00% Payroll Expense through Pay Period Ending 5/23/2026)

***2021, 2022, 2023, 2024, 2025 and 2026 Actual Fiscal Year**

Department / Fund / Account Classification	2021 Actual Amount*	2022 Actual Amount*	2023 Actual Amount*	2024 Actual Amount*	2025 Actual Amount*	2026 Actual Amount*	2026 Amended Budget	2026 Adopted Budget	2026 YTD% Actual/Amended Budget
50060 - Jurors- Grand Jury	$ 174	$ -	$ -	$ -	$ -	$ -	$ 1,000	$ 1,000	0.00%
50070 - Jurors' Expense	$ 107,696	$ 121,665	$ 147,990	$ 112,991	$ 132,783	$ 53,296	$ 205,000	$ 205,000	26.00%
50120 - Per Diem Expense	$ 136,848	$ 43,930	$ 36,490	$ 75,561	$ 74,702	$ 28,876	$ 100,000	$ 100,000	28.88%
50150 - Contractual/Consulting Services	$ 489,532	$ 657,422	$ 654,638	$ 679,305	$ 825,449	$ 343,011	$ 415,960	$ 415,960	82.46%
50190 - Court Appointed Counsel	$ 149,681	$ 239,267	$ 261,444	$ 295,892	$ 296,844	$ 90,252	$ 300,000	$ 300,000	30.08%
50200 - Psychological/Psychiatric Srvs	$ 13,903	$ 23,600	$ 5,250	$ 6,553	$ 1,350	$ 550	$ 40,000	$ 40,000	1.38%
50235 - Public Health Services - Coronavirus	$ 208	$ -	$ -	$ -	$ -	$ -	$ -	$ -	0.00%
50665 - Judicial Technology Fine Expenses	$ -	$ -	$ 2,262	$ 47,952	$ 57,618	$ 55,223	$ 273,500	$ 273,500	20.19%
52160 - Repairs and Maint- Equipment	$ 29,785	$ 11,302	$ 4,900	$ 3,375	$ 2,700	$ 24	$ 10,000	$ 10,000	0.24%
52190 - Equipment Rental	$ 6,299	$ 10,339	$ 14,048	$ 12,800	$ 11,943	$ 5,020	$ 15,000	$ 15,000	33.47%
53000 - Liability Insurance	$ 1,984	$ 5,952	$ 4,366	$ 4,366	$ 4,368	$ -	$ 6,000	$ 6,000	0.00%
53060 - General Printing	$ 334	$ 1,694	$ 634	$ 208	$ -	$ -	$ 1,000	$ 1,000	0.00%
53100 - Conferences and Meetings	$ 4,493	$ 13,963	$ 19,540	$ 11,066	$ 13,856	$ 9,685	$ 20,000	$ 20,000	48.42%
53110 - Employee Training	$ -	$ -	$ 990	$ 1,478	$ 625	$ -	$ 3,000	$ 3,000	0.00%
53120 - Employee Mileage Expense	$ 406	$ 951	$ 1,691	$ 696	$ 2,186	$ 460	$ 3,000	$ 3,000	15.32%
53130 - General Association Dues	$ 95	$ 370	$ 620	$ 364	$ 200	$ 207	$ 500	$ 500	41.40%
55000 - Miscellaneous Contractual Exp	$ 10,535	$ 93,581	$ 153,781	$ 78,661	$ 143,279	$ 23,219	$ 125,000	$ 125,000	18.58%
Personnel Services- Employee Benefits	**$ 337,414**	**$ 385,244**	**$ 386,102**	**$ 388,987**	**$ -**	**$ -**	**$ 860,885**	**$ 860,885**	**0.00%**
45000 - Healthcare Contribution	$ 325,961	$ 374,030	$ 375,054	$ 377,205	$ -	$ -	$ 469,655	$ 469,655	0.00%
45010 - Dental Contribution	$ 11,453	$ 11,214	$ 11,048	$ 11,782	$ -	$ -	$ 15,189	$ 15,189	0.00%
45100 - FICA/SS Contribution	$ -	$ -	$ -	$ -	$ -	$ -	$ 182,196	$ 182,196	0.00%
45200 - IMRF Contribution	$ -	$ -	$ -	$ -	$ -	$ -	$ 152,536	$ 152,536	0.00%
45400 - Uniform Allowance	$ -	$ -	$ -	$ -	$ -	$ -	$ -	$ -	0.00%
53010 - Workers Compensation	$ -	$ -	$ -	$ -	$ -	$ -	$ 41,309	$ 41,309	0.00%
Personnel Services- Salaries & Wages	**$ 1,579,952**	**$ 1,695,748**	**$ 1,861,234**	**$ 2,078,263**	**$ 2,214,623**	**$ 1,051,307**	**$ 2,386,239**	**$ 2,386,239**	**44.06%**
40000 - Salaries and Wages	$ 1,554,500	$ 1,680,214	$ 1,845,740	$ 2,073,114	$ 2,211,157	$ 1,048,883	$ 2,376,238	$ 2,376,238	44.14%
40003 - Cost of Living Increase	$ -	$ -	$ -	$ -	$ -	$ -	$ -	$ -	0.00%
40005 - New Position Budget Moved to Contingency	$ -	$ -	$ -	$ -	$ -	$ -	$ -	$ -	0.00%
40007 - Equity Study Adjustments	$ -	$ -	$ -	$ -	$ -	$ -	$ -	$ -	0.00%
40009 - Salaries and Wages Subsidy	$ (1,843)	$ -	$ -	$ -	$ -	$ -	$ -	$ -	0.00%
40040 - Lump Sum Distribution	$ 11,000	$ -	$ -	$ -	$ -	$ -	$ -	$ -	0.00%
40200 - Overtime Salaries	$ 3,171	$ 3,121	$ 5,244	$ 4,555	$ 3,465	$ 2,424	$ 10,001	$ 10,001	24.23%
40300 - Employee Per Diem	$ 680	$ -	$ -	$ 595	$ -	$ -	$ -	$ -	0.00%
40310 - Bond Call	$ 12,445	$ 12,413	$ 10,250	$ -	$ -	$ -	$ -	$ -	0.00%
Services	**$ -**	**$ -**	**$ -**	**$ (388,987)**	**$ -**	**$ -**	**$ (860,885)**	**$ (860,885)**	**0.00%**
45005 - Healthcare Contribution Contra Account	$ -	$ -	$ -	$ (377,205)	$ -	$ -	$ (469,655)	$ (469,655)	0.00%
45015 - Dental Insurance Contra Account	$ -	$ -	$ -	$ (11,782)	$ -	$ -	$ (15,189)	$ (15,189)	0.00%
45105 - FICA/SS Contribution Contra Account	$ -	$ -	$ -	$ -	$ -	$ -	$ (182,196)	$ (182,196)	0.00%
45205 - IMRF Contribution Contra Account	$ -	$ -	$ -	$ -	$ -	$ -	$ (152,536)	$ (152,536)	0.00%
53015 - Worker's Comp Contra Account	$ -	$ -	$ -	$ -	$ -	$ -	$ (41,309)	$ (41,309)	0.00%
Transfers Out	**$ 23,153**	**$ -**	**$ -**	**$ -**	**$ -**	**$ -**	**$ -**	**$ -**	**0.00%**
99000 - Transfer To Other Funds	$ 23,153	$ -	$ -	$ -	$ -	$ -	$ -	$ -	0.00%
99200 - Transfer to Court Automation Fund 200	$ -	$ -	$ -	$ -	$ -	$ -	$ -	$ -	0.00%

Committee Revenue Expense Budget Report - by Account Detail

Through May 31, 2026 (50.0% YTD, 50.00% Payroll Expense through Pay Period Ending 5/23/2026)

***2021, 2022, 2023, 2024, 2025 and 2026 Actual Fiscal Year**

Department / Fund / Account Classification	2021 Actual Amount*	2022 Actual Amount*	2023 Actual Amount*	2024 Actual Amount*	2025 Actual Amount*	2026 Actual Amount*	2026 Amended Budget	2026 Adopted Budget	2026 YTD% Actual/Amended Budget
195 Children's Waiting Room									
Revenue	***$ 236,727***	***$ 259,153***	***$ 288,745***	***$ 314,293***	***$ 346,931***	***$ 184,951***	***$ 212,001***	***$ 212,001***	***87.24%***
Interest Revenue	**$ (528)**	**$ (4,065)**	**$ 13,989**	**$ 26,813**	**$ 37,627**	**$ 10,479**	**$ 12,001**	**$ 12,001**	**87.32%**
38000 - Investment Income	$ (528)	$ (4,065)	$ 13,989	$ 26,813	$ 37,627	$ 10,479	$ 12,001	$ 12,001	87.32%
Other	**$ -**	**$ -**	**$ -**	**$ -**	**$ -**	**$ -**	**$ -**	**$ -**	**0.00%**
39900 - Fund Balance Utilization	$ -	$ -	$ -	$ -	$ -	$ -	$ -	$ -	0.00%
Charges for Services	**$ 237,255**	**$ 263,218**	**$ 274,756**	**$ 287,480**	**$ 309,304**	**$ 174,472**	**$ 200,000**	**$ 200,000**	**87.24%**
34270 - Children's Waiting Room Fees	$ 237,255	$ 263,218	$ 274,756	$ 287,480	$ 309,304	$ 174,472	$ 200,000	$ 200,000	87.24%
Expenses	***$ 606,923***	***$ 135,394***	***$ 159,768***	***$ 161,290***	***$ 187,408***	***$ 73,239***	***$ 212,001***	***$ 212,001***	***34.55%***
Commodities	**$ -**	**$ 361**	**$ -**	**$ -**	**$ -**	**$ -**	**$ -**	**$ -**	**0.00%**
60000 - Office Supplies	$ -	$ 361	$ -	$ -	$ -	$ -	$ -	$ -	0.00%
Contingency and Other	**$ -**	**$ -**	**$ -**	**$ -**	**$ -**	**$ -**	**$ 1**	**$ 1**	**0.00%**
89000 - Addition to Fund Balance	$ -	$ -	$ -	$ -	$ -	$ -	$ 1	$ 1	0.00%
Contractual Services	**$ 129,060**	**$ 123,033**	**$ 147,768**	**$ 149,290**	**$ 175,408**	**$ 61,239**	**$ 200,000**	**$ 200,000**	**30.62%**
50150 - Contractual/Consulting Services	$ 129,060	$ 123,033	$ 147,768	$ 149,290	$ 175,408	$ 61,239	$ 200,000	$ 200,000	30.62%
53000 - Liability Insurance	$ -	$ -	$ -	$ -	$ -	$ -	$ -	$ -	0.00%
Transfers Out	**$ 477,863**	**$ 12,000**	**$ 12,000**	**$ 12,000**	**$ 12,000**	**$ 12,000**	**$ 12,000**	**$ 12,000**	**100.00%**
99000 - Transfer To Other Funds	$ 477,863	$ -	$ -	$ -	$ -	$ -	$ -	$ -	0.00%
99001 - Transfer to General Fund 001	$ -	$ 12,000	$ 12,000	$ 12,000	$ 12,000	$ 12,000	$ 12,000	$ 12,000	100.00%
196 D.U.I.									
Revenue	***$ 20,257***	***$ 5,194***	***$ 16,080***	***$ 15,158***	***$ 16,482***	***$ 3,968***	***$ 17,650***	***$ 17,650***	***22.48%***
Interest Revenue	**$ (1)**	**$ (2,812)**	**$ 10,399**	**$ 13,441**	**$ 14,195**	**$ 3,615**	**$ 5,650**	**$ 5,650**	**63.98%**
38000 - Investment Income	$ (1)	$ (2,812)	$ 10,399	$ 13,441	$ 14,195	$ 3,615	$ 5,650	$ 5,650	63.98%
Fines	**$ 20,258**	**$ 8,006**	**$ 5,681**	**$ 1,717**	**$ 2,287**	**$ 353**	**$ 12,000**	**$ 12,000**	**2.95%**
36050 - DUI Fines	$ 20,258	$ 8,006	$ 5,681	$ 1,717	$ 2,287	$ 353	$ 12,000	$ 12,000	2.95%
Expenses	***$ -***	***$ -***	***$ -***	***$ -***	***$ -***	***$ -***	***$ 17,650***	***$ 17,650***	***0.00%***
Contingency and Other	**$ -**	**$ -**	**$ -**	**$ -**	**$ -**	**$ -**	**$ 5,650**	**$ 5,650**	**0.00%**
89000 - Addition to Fund Balance	$ -	$ -	$ -	$ -	$ -	$ -	$ 5,650	$ 5,650	0.00%
Contractual Services	**$ -**	**$ -**	**$ -**	**$ -**	**$ -**	**$ -**	**$ 12,000**	**$ 12,000**	**0.00%**
50150 - Contractual/Consulting Services	$ -	$ -	$ -	$ -	$ -	$ -	$ 12,000	$ 12,000	0.00%
197 Foreclosure Mediation Fund									
Revenue	***$ 26,963***	***$ 46,609***	***$ 26,580***	***$ 7,316***	***$ 7,749***	***$ 1,964***	***$ 3,362***	***$ 3,362***	***58.41%***
Interest Revenue	**$ (37)**	**$ (1,691)**	**$ 6,780**	**$ 7,316**	**$ 7,749**	**$ 1,964**	**$ 3,360**	**$ 3,360**	**58.45%**
38000 - Investment Income	$ (37)	$ (1,691)	$ 6,780	$ 7,316	$ 7,749	$ 1,964	$ 3,360	$ 3,360	58.45%
Other	**$ -**	**$ -**	**$ -**	**$ -**	**$ -**	**$ -**	**$ -**	**$ -**	**0.00%**
39900 - Fund Balance Utilization	$ -	$ -	$ -	$ -	$ -	$ -	$ -	$ -	0.00%
Charges for Services	**$ 9,900**	**$ 48,300**	**$ 19,800**	**$ -**	**$ -**	**$ -**	**$ 2**	**$ 2**	**0.00%**
34375 - Foreclosure Filing Fee	$ 9,900	$ 48,300	$ 19,800	$ -	$ -	$ -	$ 2	$ 2	0.00%

Committee Revenue Expense Budget Report - by Account Detail

Through May 31, 2026 (50.0% YTD, 50.00% Payroll Expense through Pay Period Ending 5/23/2026)

***2021, 2022, 2023, 2024, 2025 and 2026 Actual Fiscal Year**

Department / Fund / Account Classification	2021 Actual Amount*	2022 Actual Amount*	2023 Actual Amount*	2024 Actual Amount*	2025 Actual Amount*	2026 Actual Amount*	2026 Amended Budget	2026 Adopted Budget	2026 YTD% Actual/Amended Budget
Transfers In	**$ 17,100**	**$ -**	**$ -**	**$ -**	**$ -**	**$ -**	**$ -**	**$ -**	**0.00%**
39000 - Transfer From Other Funds	$ 17,100	$ -	$ -	$ -	$ -	$ -	$ -	$ -	0.00%
Expenses	***$ 50,710***	***$ 20,900***	***$ 33,822***	***$ -***	***$ -***	***$ -***	***$ 3,362***	***$ 3,362***	***0.00%***
Commodities	**$ -**	**$ -**	**$ -**	**$ -**	**$ -**	**$ -**	**$ 1**	**$ 1**	**0.00%**
60000 - Office Supplies	$ -	$ -	$ -	$ -	$ -	$ -	$ 1	$ 1	0.00%
Contingency and Other	**$ -**	**$ -**	**$ -**	**$ -**	**$ -**	**$ -**	**$ 2**	**$ 2**	**0.00%**
89000 - Addition to Fund Balance	$ -	$ -	$ -	$ -	$ -	$ -	$ 2	$ 2	0.00%
Contractual Services	**$ 50,710**	**$ 20,900**	**$ 30,909**	**$ -**	**$ -**	**$ -**	**$ 3,359**	**$ 3,359**	**0.00%**
50150 - Contractual/Consulting Services	$ 50,710	$ 20,900	$ 30,909	$ -	$ -	$ -	$ 3,359	$ 3,359	0.00%
Transfers Out	**$ -**	**$ -**	**$ 2,913**	**$ -**	**$ -**	**$ -**	**$ -**	**$ -**	**0.00%**
99001 - Transfer to General Fund 001	$ -	$ -	$ 2,913	$ -	$ -	$ -	$ -	$ -	0.00%
492 Marriage Fees									
Revenue	***$ 9,680***	***$ 10,321***	***$ 10,892***	***$ 10,890***	***$ 10,413***	***$ 4,850***	***$ 3,086***	***$ 3,086***	***157.16%***
Interest Revenue	**$ -**	**$ (49)**	**$ 167**	**$ 210**	**$ 73**	**$ -**	**$ 86**	**$ 86**	**0.00%**
38000 - Investment Income	$ -	$ (49)	$ 167	$ 210	$ 73	$ -	$ 86	$ 86	0.00%
Charges for Services	**$ 6,080**	**$ 10,370**	**$ 10,725**	**$ 10,680**	**$ 10,340**	**$ 4,850**	**$ 3,000**	**$ 3,000**	**161.67%**
35390 - Wedding Fee	$ 6,080	$ 10,370	$ 10,725	$ 10,680	$ 10,340	$ 4,850	$ 3,000	$ 3,000	161.67%
Transfers In	**$ 3,600**	**$ -**	**$ -**	**$ -**	**$ -**	**$ -**	**$ -**	**$ -**	**0.00%**
39000 - Transfer From Other Funds	$ 3,600	$ -	$ -	$ -	$ -	$ -	$ -	$ -	0.00%
Expenses	***$ 10,598***	***$ 9,912***	***$ 12,666***	***$ 10,774***	***$ 10,709***	***$ 189***	***$ 3,086***	***$ 3,086***	***6.12%***
Commodities	**$ 513**	**$ 517**	**$ 12,666**	**$ 10,774**	**$ 10,709**	**$ 189**	**$ 3,086**	**$ 3,086**	**6.12%**
60010 - Operating Supplies	$ 513	$ 517	$ 12,666	$ 10,774	$ 10,709	$ 189	$ 3,086	$ 3,086	6.12%
Contingency and Other	**$ -**	**$ -**	**$ -**	**$ -**	**$ -**	**$ -**	**$ -**	**$ -**	**0.00%**
89000 - Addition to Fund Balance	$ -	$ -	$ -	$ -	$ -	$ -	$ -	$ -	0.00%
Contractual Services	**$ 10,085**	**$ 9,395**	**$ -**	**$ -**	**$ -**	**$ -**	**$ -**	**$ -**	**0.00%**
53130 - General Association Dues	$ 10,085	$ 9,395	$ -	$ -	$ -	$ -	$ -	$ -	0.00%
250 Circuit Clerk									
001 General Fund									
Revenue	***$ 3,872,703***	***$ 3,699,797***	***$ 3,716,799***	***$ 3,582,824***	***$ 3,701,035***	***$ 1,927,214***	***$ 3,380,000***	***$ 3,380,000***	***57.02%***
Interest Revenue	**$ 7,997**	**$ 2,993**	**$ 12,307**	**$ 16,846**	**$ 13,310**	**$ 6,190**	**$ 15,000**	**$ 15,000**	**41.27%**
38030 - Investment Income- Other Depts	$ 7,997	$ 2,993	$ 12,307	$ 16,846	$ 13,310	$ 6,190	$ 15,000	$ 15,000	41.27%
Charges for Services	**$ 3,863,968**	**$ 3,695,702**	**$ 3,696,761**	**$ 3,565,953**	**$ 3,687,203**	**$ 1,920,874**	**$ 3,365,000**	**$ 3,365,000**	**57.08%**
34200 - General Circuit Division Fees	$ 2,948,599	$ 2,838,423	$ 2,863,914	$ 2,782,747	$ 2,885,448	$ 1,631,459	$ 2,870,000	$ 2,870,000	56.85%
34210 - 10% Bond Fees	$ 474,986	$ 412,807	$ 363,401	$ 39,010	$ 15,294	$ 7,111	$ -	$ -	0.00%
34220 - Mailing Fees	$ 40,823	$ 32,745	$ 42,014	$ 40,593	$ 58,329	$ 30,595	$ 45,000	$ 45,000	67.99%
34230 - County Court System Fees	$ 399,535	$ 411,702	$ 427,432	$ 456,505	$ 469,484	$ 251,710	$ 450,000	$ 450,000	55.94%
35260 - Additional Circuit Divison Fees	$ 25	$ 25	$ -	$ 247,098	$ 258,648	$ -	$ -	$ -	0.00%
Transfers In	**$ -**	**$ -**	**$ 7,631**	**$ -**	**$ -**	**$ -**	**$ -**	**$ -**	**0.00%**
39355 - Transfer from American Rescue Plan Fund 355	$ -	$ -	$ 7,631	$ -	$ -	$ -	$ -	$ -	0.00%
Fines	**$ 739**	**$ 1,103**	**$ 100**	**$ 25**	**$ 522**	**$ 150**	**$ -**	**$ -**	**0.00%**
36050 - DUI Fines	$ 739	$ 1,103	$ 100	$ 25	$ 522	$ 150	$ -	$ -	0.00%

Committee Revenue Expense Budget Report - by Account Detail

Through May 31, 2026 (50.0% YTD, 50.00% Payroll Expense through Pay Period Ending 5/23/2026)

***2021, 2022, 2023, 2024, 2025 and 2026 Actual Fiscal Year**

Department / Fund / Account Classification	2021 Actual Amount*	2022 Actual Amount*	2023 Actual Amount*	2024 Actual Amount*	2025 Actual Amount*	2026 Actual Amount*	2026 Amended Budget	2026 Adopted Budget	2026 YTD% Actual/Amended Budget
Expenses	***$ 3,355,088***	***$ 3,668,282***	***$ 4,666,994***	***$ 4,482,421***	***$ 4,423,375***	***$ 1,980,209***	***$ 4,997,491***	***$ 4,997,491***	***39.62%***
Capital	**$ -**	**$ -**	**$ 2,444**	**$ -**	**$ -**	**$ -**	**$ -**	**$ -**	**0.00%**
70000 - Computers	$ -	$ -	$ 2,444	$ -	$ -	$ -	$ -	$ -	0.00%
Commodities	**$ 28,900**	**$ 20,873**	**$ 51,760**	**$ 57,034**	**$ 58,359**	**$ 3,491**	**$ 57,082**	**$ 57,082**	**6.12%**
60000 - Office Supplies	$ 27,304	$ 15,200	$ 48,298	$ 56,908	$ 58,303	$ 3,440	$ 42,958	$ 42,958	8.01%
60050 - Books and Subscriptions	$ 1,506	$ 1,489	$ -	$ -	$ -	$ -	$ 1,000	$ 1,000	0.00%
60265 - Public Health Commodities - Coronavirus	$ -	$ -	$ -	$ -	$ -	$ -	$ -	$ -	0.00%
63040 - Fuel- Vehicles	$ 90	$ 69	$ 114	$ 126	$ 57	$ 51	$ 500	$ 500	10.24%
64000 - Telephone	$ -	$ 4,115	$ 3,347	$ -	$ -	$ -	$ 12,624	$ 12,624	0.00%
Contractual Services	**$ 35,669**	**$ 46,907**	**$ 55,858**	**$ 51,576**	**$ 43,397**	**$ 48,868**	**$ 139,324**	**$ 139,324**	**35.07%**
50160 - Legal Services	$ 1,266	$ 1,230	$ 2,075	$ 5,023	$ 2,280	$ 30,681	$ 35,400	$ 35,400	86.67%
50235 - Public Health Services - Coronavirus	$ -	$ 4,983	$ -	$ -	$ -	$ -	$ -	$ -	0.00%
52160 - Repairs and Maint- Equipment	$ 10,470	$ 9,998	$ 7,845	$ 3,153	$ 3,246	$ 232	$ 9,140	$ 9,140	2.53%
52230 - Repairs and Maint- Vehicles	$ 72	$ -	$ -	$ -	$ -	$ -	$ 5,000	$ 5,000	0.00%
53060 - General Printing	$ 2,293	$ 540	$ 13,352	$ 9,275	$ 1,011	$ -	$ 2,500	$ 2,500	0.00%
53070 - Legal Printing	$ -	$ 120	$ -	$ -	$ -	$ -	$ -	$ -	0.00%
53100 - Conferences and Meetings	$ 6,972	$ 9,744	$ 6,808	$ 8,418	$ 13,185	$ 7,553	$ 28,094	$ 28,094	26.88%
53110 - Employee Training	$ 95	$ 759	$ 3,598	$ 96	$ 281	$ -	$ 15,790	$ 15,790	0.00%
53120 - Employee Mileage Expense	$ 13,214	$ 18,122	$ 20,701	$ 24,366	$ 21,797	$ 9,077	$ 41,050	$ 41,050	22.11%
53130 - General Association Dues	$ 1,287	$ 1,412	$ 1,480	$ 1,245	$ 1,595	$ 1,325	$ 2,150	$ 2,150	61.63%
53170 - Employee Medical Expense	$ -	$ -	$ -	$ -	$ -	$ -	$ 200	$ 200	0.00%
Personnel Services- Employee Benefits	**$ 539,532**	**$ 739,414**	**$ 877,515**	**$ 944,096**	**$ -**	**$ -**	**$ 1,690,628**	**$ 1,690,628**	**0.00%**
45000 - Healthcare Contribution	$ 520,645	$ 715,651	$ 851,252	$ 915,681	$ -	$ -	$ 900,589	$ 900,589	0.00%
45010 - Dental Contribution	$ 18,887	$ 23,763	$ 26,264	$ 28,415	$ -	$ -	$ 27,332	$ 27,332	0.00%
45100 - FICA/SS Contribution	$ -	$ -	$ -	$ -	$ -	$ -	$ 365,552	$ 365,552	0.00%
45200 - IMRF Contribution	$ -	$ -	$ -	$ -	$ -	$ -	$ 314,037	$ 314,037	0.00%
53010 - Workers Compensation	$ -	$ -	$ -	$ -	$ -	$ -	$ 83,118	$ 83,118	0.00%
Personnel Services- Salaries & Wages	**$ 2,750,988**	**$ 2,855,446**	**$ 3,679,417**	**$ 4,373,811**	**$ 4,321,619**	**$ 1,927,849**	**$ 4,801,085**	**$ 4,801,085**	**40.15%**
40000 - Salaries and Wages	$ 2,691,915	$ 2,806,710	$ 3,616,288	$ 4,285,007	$ 4,238,592	$ 1,888,541	$ 4,530,699	$ 4,530,699	41.68%
40003 - Cost of Living Increase	$ -	$ -	$ -	$ -	$ -	$ -	$ -	$ -	0.00%
40005 - New Position Budget Moved to Contingency	$ -	$ -	$ -	$ -	$ -	$ -	$ -	$ -	0.00%
40200 - Overtime Salaries	$ 35,942	$ 28,660	$ 34,801	$ 50,752	$ 46,790	$ 22,224	$ 205,380	$ 205,380	10.82%
40310 - Bond Call	$ 23,130	$ 20,076	$ 28,328	$ 38,051	$ 36,236	$ 17,085	$ 65,006	$ 65,006	26.28%
Services	**$ -**	**$ -**	**$ -**	**$ (944,096)**	**$ -**	**$ -**	**$ (1,690,628)**	**$ (1,690,628)**	**0.00%**
45005 - Healthcare Contribution Contra Account	$ -	$ -	$ -	$ (915,681)	$ -	$ -	$ (900,589)	$ (900,589)	0.00%
45015 - Dental Insurance Contra Account	$ -	$ -	$ -	$ (28,415)	$ -	$ -	$ (27,332)	$ (27,332)	0.00%
45105 - FICA/SS Contribution Contra Account	$ -	$ -	$ -	$ -	$ -	$ -	$ (365,552)	$ (365,552)	0.00%
45205 - IMRF Contribution Contra Account	$ -	$ -	$ -	$ -	$ -	$ -	$ (314,037)	$ (314,037)	0.00%
53015 - Worker's Comp Contra Account	$ -	$ -	$ -	$ -	$ -	$ -	$ (83,118)	$ (83,118)	0.00%
Transfers Out	**$ -**	**$ 5,641**	**$ -**	**$ -**	**$ -**	**$ -**	**$ -**	**$ -**	**0.00%**
99010 - Transfer To Insurance Liability Fund 010	$ -	$ 1,496	$ -	$ -	$ -	$ -	$ -	$ -	0.00%
99110 - Transfer to Illinois Municipal Retirement Fund 110	$ -	$ 1,940	$ -	$ -	$ -	$ -	$ -	$ -	0.00%
99111 - Transfer to FICA/Social Security Fund 111	$ -	$ 2,205	$ -	$ -	$ -	$ -	$ -	$ -	0.00%

Committee Revenue Expense Budget Report - by Account Detail

Through May 31, 2026 (50.0% YTD, 50.00% Payroll Expense through Pay Period Ending 5/23/2026)

***2021, 2022, 2023, 2024, 2025 and 2026 Actual Fiscal Year**

Department / Fund / Account Classification	2021 Actual Amount*	2022 Actual Amount*	2023 Actual Amount*	2024 Actual Amount*	2025 Actual Amount*	2026 Actual Amount*	2026 Amended Budget	2026 Adopted Budget	2026 YTD% Actual/Amended Budget
200 Court Automation									
Revenue	***$ 1,044,703***	***$ 764,272***	***$ 802,345***	***$ 898,490***	***$ 965,912***	***$ 476,282***	***$ 1,645,382***	***$ 1,645,382***	***28.95%***
Interest Revenue	**$ 272**	**$ (8,020)**	**$ 32,304**	**$ 69,072**	**$ 100,711**	**$ 27,556**	**$ 19,066**	**$ 19,066**	**144.53%**
38000 - Investment Income	$ 272	$ (8,020)	$ 32,304	$ 69,072	$ 100,711	$ 27,556	$ 19,066	$ 19,066	144.53%
Other	**$ -**	**$ -**	**$ -**	**$ -**	**$ -**	**$ -**	**$ 776,316**	**$ 776,316**	**0.00%**
39900 - Fund Balance Utilization	$ -	$ -	$ -	$ -	$ -	$ -	$ 776,316	$ 776,316	0.00%
Charges for Services	**$ 793,531**	**$ 772,291**	**$ 767,912**	**$ 829,418**	**$ 865,201**	**$ 448,726**	**$ 850,000**	**$ 850,000**	**52.79%**
35900 - Miscellaneous Fees	$ 793,531	$ 772,291	$ 767,912	$ 829,418	$ 865,201	$ 448,726	$ 850,000	$ 850,000	52.79%
Transfers In	**$ 250,900**	**$ -**	**$ 2,129**	**$ -**	**$ -**	**$ -**	**$ -**	**$ -**	**0.00%**
39000 - Transfer From Other Funds	$ 250,900	$ -	$ -	$ -	$ -	$ -	$ -	$ -	0.00%
39355 - Transfer from American Rescue Plan Fund 355	$ -	$ -	$ 2,129	$ -	$ -	$ -	$ -	$ -	0.00%
Expenses	***$ 1,086,095***	***$ 748,568***	***$ 443,013***	***$ 341,008***	***$ 531,347***	***$ 396,691***	***$ 1,645,382***	***$ 1,645,382***	***24.11%***
Capital	**$ -**	**$ -**	**$ -**	**$ -**	**$ -**	**$ -**	**$ 193,812**	**$ 193,812**	**0.00%**
70000 - Computers	$ -	$ -	$ -	$ -	$ -	$ -	$ -	$ -	0.00%
70020 - Computer Software- Capital	$ -	$ -	$ -	$ -	$ -	$ -	$ 193,812	$ 193,812	0.00%
70050 - Printers	$ -	$ -	$ -	$ -	$ -	$ -	$ -	$ -	0.00%
70090 - Office Equipment	$ -	$ -	$ -	$ -	$ -	$ -	$ -	$ -	0.00%
Commodities	**$ 27,630**	**$ 3,796**	**$ 3,823**	**$ 3,744**	**$ 8,924**	**$ 6,073**	**$ 185,250**	**$ 185,250**	**3.28%**
60000 - Office Supplies	$ -	$ -	$ -	$ -	$ -	$ 259	$ 25,000	$ 25,000	1.04%
60020 - Computer Related Supplies	$ 11,548	$ 172	$ -	$ -	$ -	$ -	$ -	$ -	0.00%
60070 - Computer Hardware- Non Capital	$ 16,082	$ -	$ -	$ -	$ 5,155	$ 5,814	$ 155,750	$ 155,750	3.73%
64010 - Cellular Phone	$ -	$ 3,624	$ 3,823	$ 3,744	$ 3,769	$ -	$ 4,500	$ 4,500	0.00%
Contingency and Other	**$ -**	**$ -**	**$ -**	**$ -**	**$ -**	**$ -**	**$ -**	**$ -**	**0.00%**
89000 - Addition to Fund Balance	$ -	$ -	$ -	$ -	$ -	$ -	$ -	$ -	0.00%
Contractual Services	**$ 132,553**	**$ 134,337**	**$ 42,188**	**$ 26,922**	**$ 24,402**	**$ 17,021**	**$ 166,915**	**$ 166,915**	**10.20%**
52140 - Repairs and Maint- Copiers	$ -	$ -	$ -	$ -	$ 39	$ -	$ -	$ -	0.00%
52160 - Repairs and Maint- Equipment	$ 86,773	$ 103,604	$ 16,701	$ 2,138	$ 2,159	$ 2,159	$ 80,200	$ 80,200	2.69%
53000 - Liability Insurance	$ 8,905	$ 12,606	$ 13,711	$ 12,101	$ 14,096	$ -	$ 13,595	$ 13,595	0.00%
53020 - Unemployment Claims	$ 282	$ 3,293	$ 188	$ 196	$ 191	$ -	$ 120	$ 120	0.00%
53060 - General Printing	$ 28,301	$ 5,986	$ -	$ -	$ -	$ 7,976	$ 33,000	$ 33,000	24.17%
53100 - Conferences and Meetings	$ 7,979	$ 8,169	$ 11,195	$ 11,462	$ 6,838	$ 5,207	$ 37,000	$ 37,000	14.07%
53110 - Employee Training	$ -	$ -	$ -	$ -	$ 321	$ 599	$ -	$ -	0.00%
53120 - Employee Mileage Expense	$ 313	$ 678	$ 393	$ 1,025	$ 758	$ 1,080	$ 3,000	$ 3,000	36.01%
Personnel Services- Employee Benefits	**$ 185,901**	**$ 177,656**	**$ 120,351**	**$ 84,788**	**$ 135,837**	**$ 108,811**	**$ 324,589**	**$ 324,589**	**33.52%**
45000 - Healthcare Contribution	$ 100,194	$ 103,789	$ 74,186	$ 51,932	$ 85,108	$ 74,208	$ 196,885	$ 196,885	37.69%
45010 - Dental Contribution	$ 3,308	$ 2,856	$ 1,658	$ 1,040	$ 1,717	$ 1,639	$ 6,318	$ 6,318	25.95%
45100 - FICA/SS Contribution	$ 31,834	$ 29,536	$ 20,224	$ 14,668	$ 24,787	$ 17,817	$ 58,331	$ 58,331	30.54%
45200 - IMRF Contribution	$ 36,600	$ 26,262	$ 13,859	$ 8,819	$ 17,649	$ 15,147	$ 49,860	$ 49,860	30.38%
53010 - Workers Compensation	$ 13,965	$ 15,214	$ 10,424	$ 8,328	$ 6,576	$ -	$ 13,195	$ 13,195	0.00%
Personnel Services- Salaries & Wages	**$ 441,010**	**$ 407,642**	**$ 276,651**	**$ 201,784**	**$ 344,766**	**$ 252,270**	**$ 762,300**	**$ 762,300**	**33.09%**
40000 - Salaries and Wages	$ 441,001	$ 405,570	$ 276,576	$ 201,784	$ 344,766	$ 252,270	$ 762,300	$ 762,300	33.09%
40003 - Cost of Living Increase	$ -	$ -	$ -	$ -	$ -	$ -	$ -	$ -	0.00%
40200 - Overtime Salaries	$ 10	$ 2,072	$ 75	$ -	$ -	$ -	$ -	$ -	0.00%
40310 - Bond Call	$ -	$ -	$ -	$ -	$ -	$ -	$ -	$ -	0.00%
Transfers Out	**$ 299,000**	**$ 25,137**	**$ -**	**$ 23,770**	**$ 17,418**	**$ 12,516**	**$ 12,516**	**$ 12,516**	**100.00%**
99000 - Transfer To Other Funds	$ 299,000	$ -	$ -	$ -	$ -	$ -	$ -	$ -	0.00%

Committee Revenue Expense Budget Report - by Account Detail

Through May 31, 2026 (50.0% YTD, 50.00% Payroll Expense through Pay Period Ending 5/23/2026)

***2021, 2022, 2023, 2024, 2025 and 2026 Actual Fiscal Year**

Department / Fund / Account Classification	2021 Actual Amount*	2022 Actual Amount*	2023 Actual Amount*	2024 Actual Amount*	2025 Actual Amount*	2026 Actual Amount*	2026 Amended Budget	2026 Adopted Budget	2026 YTD% Actual/Amended Budget
99001 - Transfer to General Fund 001	$ -	$ 25,137	$ -	$ 23,770	$ 17,418	$ 12,516	$ 12,516	$ 12,516	100.00%
201 Court Document Storage									
Revenue	***$ 1,044,444***	***$ 745,678***	***$ 772,881***	***$ 861,980***	***$ 935,896***	***$ 470,946***	***$ 854,237***	***$ 854,237***	***55.13%***
Interest Revenue	**$ (425)**	**$ 346**	**$ 7,130**	**$ 34,471**	**$ 72,333**	**$ 22,939**	**$ 4,237**	**$ 4,237**	**541.40%**
38000 - Investment Income	$ (425)	$ 346	$ 7,130	$ 34,471	$ 72,333	$ 22,939	$ 4,237	$ 4,237	541.40%
Other	**$ -**	**$ -**	**$ -**	**$ -**	**$ -**	**$ -**	**$ -**	**$ -**	**0.00%**
39900 - Fund Balance Utilization	$ -	$ -	$ -	$ -	$ -	$ -	$ -	$ -	0.00%
Transfers In	**$ 289,100**	**$ -**	**$ 3,437**	**$ -**	**$ -**	**$ -**	**$ -**	**$ -**	**0.00%**
39000 - Transfer From Other Funds	$ 289,100	$ -	$ -	$ -	$ -	$ -	$ -	$ -	0.00%
39355 - Transfer from American Rescue Plan Fund 355	$ -	$ -	$ 3,437	$ -	$ -	$ -	$ -	$ -	0.00%
Fines	**$ 755,768**	**$ 745,332**	**$ 762,314**	**$ 827,509**	**$ 863,563**	**$ 448,007**	**$ 850,000**	**$ 850,000**	**52.71%**
36060 - Traffic Violation Fines	$ 755,768	$ 745,332	$ 762,314	$ 827,509	$ 863,563	$ 448,007	$ 850,000	$ 850,000	52.71%
Expenses	***$ 1,036,568***	***$ 891,297***	***$ 499,423***	***$ 325,646***	***$ 313,783***	***$ 157,618***	***$ 854,237***	***$ 854,237***	***18.45%***
Capital	**$ -**	**$ -**	**$ 7,500**	**$ -**	**$ -**	**$ -**	**$ 193,812**	**$ 193,812**	**0.00%**
70020 - Computer Software- Capital	$ -	$ -	$ -	$ -	$ -	$ -	$ 193,812	$ 193,812	0.00%
70050 - Printers	$ -	$ -	$ 7,500	$ -	$ -	$ -	$ -	$ -	0.00%
Commodities	**$ 13,954**	**$ 14,979**	**$ 1,685**	**$ 2,479**	**$ 16,671**	**$ 15,657**	**$ 94,020**	**$ 94,020**	**16.65%**
60000 - Office Supplies	$ 110	$ -	$ 1,593	$ 2,298	$ 16,628	$ 2,772	$ 52,500	$ 52,500	5.28%
60020 - Computer Related Supplies	$ 13,844	$ 14,629	$ -	$ -	$ -	$ -	$ 1,500	$ 1,500	0.00%
60070 - Computer Hardware- Non Capital	$ -	$ -	$ -	$ -	$ -	$ 12,886	$ 40,020	$ 40,020	32.20%
64010 - Cellular Phone	$ -	$ 351	$ 92	$ 181	$ 43	$ -	$ -	$ -	0.00%
Contingency and Other	**$ -**	**$ -**	**$ -**	**$ -**	**$ -**	**$ -**	**$ 164,834**	**$ 164,834**	**0.00%**
89000 - Addition to Fund Balance	$ -	$ -	$ -	$ -	$ -	$ -	$ 164,834	$ 164,834	0.00%
Contractual Services	**$ 36,368**	**$ 59,557**	**$ 37,021**	**$ 57,796**	**$ 38,631**	**$ 15,215**	**$ 50,958**	**$ 50,958**	**29.86%**
50490 - Destruction of Records Services	$ 6,662	$ 3,231	$ 6,322	$ 3,769	$ 6,185	$ 3,152	$ 15,000	$ 15,000	21.01%
52140 - Repairs and Maint- Copiers	$ 6,179	$ 7,669	$ 10,216	$ 4,701	$ 5,352	$ 1,424	$ 10,720	$ 10,720	13.28%
52160 - Repairs and Maint- Equipment	$ 9,190	$ 28,680	$ 10,900	$ 43,124	$ 19,298	$ 10,640	$ 18,340	$ 18,340	58.01%
53000 - Liability Insurance	$ 13,898	$ 15,347	$ 9,268	$ 6,103	$ 7,692	$ -	$ 6,788	$ 6,788	0.00%
53020 - Unemployment Claims	$ 439	$ 4,631	$ 127	$ 99	$ 104	$ -	$ 110	$ 110	0.00%
53090 - Film Conversion/Book Binding	$ -	$ -	$ -	$ -	$ -	$ -	$ -	$ -	0.00%
53100 - Conferences and Meetings	$ -	$ -	$ 14	$ -	$ -	$ -	$ -	$ -	0.00%
53120 - Employee Mileage Expense	$ -	$ -	$ 175	$ -	$ -	$ -	$ -	$ -	0.00%
Personnel Services- Employee Benefits	**$ 342,159**	**$ 225,582**	**$ 143,094**	**$ 81,593**	**$ 73,122**	**$ 35,441**	**$ 107,164**	**$ 107,164**	**33.07%**
45000 - Healthcare Contribution	$ 214,970	$ 126,506	$ 96,572	$ 56,404	$ 46,705	$ 23,403	$ 67,240	$ 67,240	34.81%
45010 - Dental Contribution	$ 7,501	$ 3,630	$ 2,390	$ 1,458	$ 1,434	$ 717	$ 2,154	$ 2,154	33.29%
45100 - FICA/SS Contribution	$ 45,098	$ 41,127	$ 22,011	$ 12,197	$ 12,489	$ 6,121	$ 18,150	$ 18,150	33.72%
45200 - IMRF Contribution	$ 52,793	$ 35,585	$ 15,076	$ 7,333	$ 8,887	$ 5,200	$ 15,515	$ 15,515	33.51%
53010 - Workers Compensation	$ 21,797	$ 18,733	$ 7,046	$ 4,200	$ 3,607	$ -	$ 4,105	$ 4,105	0.00%

Committee Revenue Expense Budget Report - by Account Detail

Through May 31, 2026 (50.0% YTD, 50.00% Payroll Expense through Pay Period Ending 5/23/2026)

***2021, 2022, 2023, 2024, 2025 and 2026 Actual Fiscal Year**

Department / Fund / Account Classification	2021 Actual Amount*	2022 Actual Amount*	2023 Actual Amount*	2024 Actual Amount*	2025 Actual Amount*	2026 Actual Amount*	2026 Amended Budget	2026 Adopted Budget	2026 YTD% Actual/Amended Budget
Personnel Services- Salaries & Wages	**$ 644,087**	**$ 554,870**	**$ 310,122**	**$ 171,893**	**$ 173,747**	**$ 85,046**	**$ 237,191**	**$ 237,191**	**35.86%**
40000 - Salaries and Wages	$ 643,897	$ 545,389	$ 310,127	$ 171,893	$ 173,747	$ 85,046	$ 237,191	$ 237,191	35.86%
40003 - Cost of Living Increase	$ -	$ -	$ -	$ -	$ -	$ -	$ -	$ -	0.00%
40200 - Overtime Salaries	$ 157	$ 4,776	$ (6)	$ -	$ -	$ -	$ -	$ -	0.00%
40310 - Bond Call	$ 33	$ 4,705	$ -	$ -	$ -	$ -	$ -	$ -	0.00%
Transfers Out	**$ -**	**$ 36,309**	**$ -**	**$ 11,885**	**$ 11,612**	**$ 6,258**	**$ 6,258**	**$ 6,258**	**100.00%**
99000 - Transfer To Other Funds	$ -	$ -	$ -	$ -	$ -	$ -	$ -	$ -	0.00%
99001 - Transfer to General Fund 001	$ -	$ 36,309	$ -	$ 11,885	$ 11,612	$ 6,258	$ 6,258	$ 6,258	100.00%
202 Child Support									
Revenue	***$ 86,439***	***$ 94,412***	***$ 94,082***	***$ 83,233***	***$ 110,786***	***$ 40,913***	***$ 158,460***	***$ 158,460***	***25.82%***
Interest Revenue	**$ 78**	**$ (3,457)**	**$ 14,604**	**$ 17,798**	**$ 19,541**	**$ 4,927**	**$ 8,474**	**$ 8,474**	**58.15%**
38000 - Investment Income	$ 78	$ (3,457)	$ 14,604	$ 17,798	$ 19,541	$ 4,927	$ 8,474	$ 8,474	58.15%
Other	**$ -**	**$ -**	**$ -**	**$ -**	**$ -**	**$ -**	**$ 62,958**	**$ 62,958**	**0.00%**
39900 - Fund Balance Utilization	$ -	$ -	$ -	$ -	$ -	$ -	$ 62,958	$ 62,958	0.00%
Charges for Services	**$ 69,771**	**$ 89,238**	**$ 58,762**	**$ 45,821**	**$ 62,307**	**$ 24,918**	**$ 50,000**	**$ 50,000**	**49.84%**
34830 - Child Support Annual Admin Fees	$ 69,771	$ 89,238	$ 58,762	$ 45,821	$ 58,347	$ 24,918	$ 50,000	$ 50,000	49.84%
35900 - Miscellaneous Fees	$ -	$ -	$ -	$ -	$ 3,960	$ -	$ -	$ -	0.00%
Transfers In	**$ -**	**$ -**	**$ 640**	**$ -**	**$ -**	**$ -**	**$ -**	**$ -**	**0.00%**
39355 - Transfer from American Rescue Plan Fund 355	$ -	$ -	$ 640	$ -	$ -	$ -	$ -	$ -	0.00%
Grants	**$ 16,590**	**$ 8,631**	**$ 20,076**	**$ 19,614**	**$ 28,938**	**$ 11,067**	**$ 37,028**	**$ 37,028**	**29.89%**
33903 - Grants - Federal Government	$ -	$ -	$ -	$ -	$ -	$ -	$ 37,028	$ 37,028	0.00%
34835 - Court Clerk/HFS-SDU	$ 16,590	$ 8,631	$ 20,076	$ 19,614	$ 28,938	$ 11,067	$ -	$ -	0.00%
Expenses	***$ 108,156***	***$ 159,387***	***$ 94,038***	***$ 65,435***	***$ 74,085***	***$ 40,098***	***$ 158,460***	***$ 158,460***	***25.30%***
Commodities	**$ -**	**$ -**	**$ -**	**$ -**	**$ -**	**$ -**	**$ -**	**$ -**	**0.00%**
60000 - Office Supplies	$ -	$ -	$ -	$ -	$ -	$ -	$ -	$ -	0.00%
Contingency and Other	**$ -**	**$ -**	**$ -**	**$ -**	**$ -**	**$ -**	**$ -**	**$ -**	**0.00%**
89000 - Addition to Fund Balance	$ -	$ -	$ -	$ -	$ -	$ -	$ -	$ -	0.00%
Contractual Services	**$ 9,941**	**$ 5,088**	**$ 3,302**	**$ 1,571**	**$ 1,987**	**$ -**	**$ 12,090**	**$ 12,090**	**0.00%**
52160 - Repairs and Maint- Equipment	$ -	$ -	$ -	$ -	$ -	$ -	$ 800	$ 800	0.00%
53000 - Liability Insurance	$ 1,881	$ 3,908	$ 3,257	$ 1,546	$ 1,960	$ -	$ 3,828	$ 3,828	0.00%
53020 - Unemployment Claims	$ 60	$ 1,180	$ 45	$ 25	$ 27	$ -	$ 62	$ 62	0.00%
53060 - General Printing	$ 8,000	$ -	$ -	$ -	$ -	$ -	$ 7,400	$ 7,400	0.00%
53100 - Conferences and Meetings	$ -	$ -	$ -	$ -	$ -	$ -	$ -	$ -	0.00%
53130 - General Association Dues	$ -	$ -	$ -	$ -	$ -	$ -	$ -	$ -	0.00%
Personnel Services- Employee Benefits	**$ 26,807**	**$ 46,814**	**$ 17,360**	**$ 7,300**	**$ 8,485**	**$ 13,219**	**$ 37,494**	**$ 37,494**	**35.26%**
45000 - Healthcare Contribution	$ 11,854	$ 28,031	$ 5,332	$ -	$ -	$ 10,293	$ 20,432	$ 20,432	50.38%
45010 - Dental Contribution	$ 501	$ 923	$ 188	$ -	$ -	$ 329	$ 718	$ 718	45.78%
45100 - FICA/SS Contribution	$ 5,289	$ 6,960	$ 5,502	$ 3,899	$ 4,422	$ 1,400	$ 7,854	$ 7,854	17.83%
45200 - IMRF Contribution	$ 6,214	$ 6,183	$ 3,861	$ 2,337	$ 3,147	$ 1,197	$ 6,713	$ 6,713	17.83%
53010 - Workers Compensation	$ 2,950	$ 4,717	$ 2,477	$ 1,064	$ 915	$ -	$ 1,777	$ 1,777	0.00%
Personnel Services- Salaries & Wages	**$ 71,408**	**$ 96,313**	**$ 73,376**	**$ 50,622**	**$ 57,807**	**$ 20,621**	**$ 102,618**	**$ 102,618**	**20.09%**
40000 - Salaries and Wages	$ 70,893	$ 95,697	$ 72,770	$ 50,622	$ 57,807	$ 20,621	$ 101,618	$ 101,618	20.29%
40003 - Cost of Living Increase	$ -	$ -	$ -	$ -	$ -	$ -	$ -	$ -	0.00%
40009 - Salaries and Wages Subsidy	$ -	$ -	$ -	$ -	$ -	$ -	$ -	$ -	0.00%
40200 - Overtime Salaries	$ 515	$ 617	$ 606	$ -	$ -	$ -	$ 1,000	$ 1,000	0.00%
Transfers Out	**$ -**	**$ 11,172**	**$ -**	**$ 5,942**	**$ 5,806**	**$ 6,258**	**$ 6,258**	**$ 6,258**	**100.00%**

Committee Revenue Expense Budget Report - by Account Detail

Through May 31, 2026 (50.0% YTD, 50.00% Payroll Expense through Pay Period Ending 5/23/2026)

***2021, 2022, 2023, 2024, 2025 and 2026 Actual Fiscal Year**

Department / Fund / Account Classification	2021 Actual Amount*	2022 Actual Amount*	2023 Actual Amount*	2024 Actual Amount*	2025 Actual Amount*	2026 Actual Amount*	2026 Amended Budget	2026 Adopted Budget	2026 YTD% Actual/Amended Budget
99000 - Transfer To Other Funds	$ -	$ -	$ -	$ -	$ -	$ -	$ -	$ -	0.00%
99001 - Transfer to General Fund 001	$ -	$ 11,172	$ -	$ 5,942	$ 5,806	$ 6,258	$ 6,258	$ 6,258	100.00%
203 Circuit Clerk Admin Services									
Revenue	***$ 403,238***	***$ 330,721***	***$ 317,603***	***$ 308,561***	***$ 312,018***	***$ 146,949***	***$ 547,913***	***$ 547,913***	***26.82%***
Interest Revenue	**$ 162**	**$ (9,802)**	**$ 39,962**	**$ 51,963**	**$ 56,932**	**$ 14,214**	**$ 23,303**	**$ 23,303**	**61.00%**
38000 - Investment Income	$ 162	$ (9,802)	$ 39,962	$ 51,963	$ 56,932	$ 14,214	$ 23,303	$ 23,303	61.00%
Other	**$ -**	**$ -**	**$ -**	**$ -**	**$ -**	**$ -**	**$ 254,610**	**$ 254,610**	**0.00%**
39900 - Fund Balance Utilization	$ -	$ -	$ -	$ -	$ -	$ -	$ 254,610	$ 254,610	0.00%
Charges for Services	**$ 403,075**	**$ 340,523**	**$ 277,515**	**$ 256,598**	**$ 255,085**	**$ 132,735**	**$ 270,000**	**$ 270,000**	**49.16%**

Committee Revenue Expense Budget Report - by Account Detail

Through May 31, 2026 (50.0% YTD, 50.00% Payroll Expense through Pay Period Ending 5/23/2026)

***2021, 2022, 2023, 2024, 2025 and 2026 Actual Fiscal Year**

Department / Fund / Account Classification	2021 Actual Amount*	2022 Actual Amount*	2023 Actual Amount*	2024 Actual Amount*	2025 Actual Amount*	2026 Actual Amount*	2026 Amended Budget	2026 Adopted Budget	2026 YTD% Actual/Amended Budget
35900 - Miscellaneous Fees	$ 403,075	$ 340,523	$ 277,515	$ 256,598	$ 255,085	$ 132,735	$ 270,000	$ 270,000	49.16%
Transfers In	**$ -**	**$ -**	**$ 127**	**$ -**	**$ -**	**$ -**	**$ -**	**$ -**	**0.00%**
39355 - Transfer from American Rescue Plan Fund 355	$ -	$ -	$ 127	$ -	$ -	$ -	$ -	$ -	0.00%
Expenses	***$ 323,136***	***$ 378,952***	***$ 257,537***	***$ 203,302***	***$ 238,198***	***$ 164,061***	***$ 547,913***	***$ 547,913***	***29.94%***
Commodities	**$ 12,967**	**$ 5,716**	**$ 2,266**	**$ 3,185**	**$ 1,000**	**$ 186**	**$ 30,450**	**$ 30,450**	**0.61%**
60000 - Office Supplies	$ 12,967	$ 5,716	$ 1,923	$ 2,735	$ 1,000	$ 186	$ 30,000	$ 30,000	0.62%
64010 - Cellular Phone	$ -	$ -	$ 343	$ 450	$ -	$ -	$ 450	$ 450	0.00%
Contingency and Other	**$ -**	**$ -**	**$ -**	**$ -**	**$ -**	**$ -**	**$ -**	**$ -**	**0.00%**
89000 - Addition to Fund Balance	$ -	$ -	$ -	$ -	$ -	$ -	$ -	$ -	0.00%
Contractual Services	**$ 13,205**	**$ 13,503**	**$ 12,705**	**$ 13,562**	**$ 10,952**	**$ 4,268**	**$ 57,117**	**$ 57,117**	**7.47%**
52140 - Repairs and Maint- Copiers	$ 734	$ -	$ -	$ -	$ -	$ -	$ -	$ -	0.00%
52160 - Repairs and Maint- Equipment	$ 2,983	$ 1,708	$ 2,910	$ 2,981	$ 3,253	$ 1,245	$ 23,000	$ 23,000	5.41%
53000 - Liability Insurance	$ 4,614	$ 7,950	$ 6,827	$ 5,972	$ 6,876	$ -	$ 8,086	$ 8,086	0.00%
53020 - Unemployment Claims	$ 146	$ 2,399	$ 94	$ 96	$ 93	$ -	$ 131	$ 131	0.00%
53060 - General Printing	$ 4,578	$ 1,446	$ 2,024	$ 2,072	$ -	$ -	$ 10,000	$ 10,000	0.00%
53100 - Conferences and Meetings	$ -	$ -	$ 669	$ 2,131	$ 468	$ 2,751	$ 13,100	$ 13,100	21.00%
53110 - Employee Training	$ -	$ -	$ 30	$ 210	$ -	$ -	$ 2,000	$ 2,000	0.00%
53120 - Employee Mileage Expense	$ 149	$ -	$ 151	$ -	$ 162	$ 72	$ 500	$ 500	14.50%
53130 - General Association Dues	$ -	$ -	$ -	$ 100	$ 100	$ 200	$ 300	$ 300	66.67%
Personnel Services- Employee Benefits	**$ 94,194**	**$ 81,830**	**$ 38,278**	**$ 35,755**	**$ 45,219**	**$ 37,566**	**$ 139,016**	**$ 139,016**	**27.02%**
45000 - Healthcare Contribution	$ 53,556	$ 34,331	$ 7,021	$ 14,219	$ 19,825	$ 22,071	$ 87,114	$ 87,114	25.34%
45010 - Dental Contribution	$ 1,874	$ 1,228	$ 256	$ 560	$ 396	$ 627	$ 2,545	$ 2,545	24.65%
45100 - FICA/SS Contribution	$ 14,485	$ 19,503	$ 15,475	$ 10,533	$ 12,718	$ 8,037	$ 23,869	$ 23,869	33.67%
45200 - IMRF Contribution	$ 17,041	$ 17,174	$ 10,336	$ 6,335	$ 9,053	$ 6,831	$ 20,088	$ 20,088	34.00%
53010 - Workers Compensation	$ 7,237	$ 9,594	$ 5,191	$ 4,109	$ 3,226	$ -	$ 5,400	$ 5,400	0.00%
Personnel Services- Salaries & Wages	**$ 202,769**	**$ 263,939**	**$ 204,287**	**$ 141,886**	**$ 172,317**	**$ 112,654**	**$ 311,943**	**$ 311,943**	**36.11%**
40000 - Salaries and Wages	$ 202,662	$ 263,939	$ 204,287	$ 141,886	$ 172,317	$ 112,654	$ 310,943	$ 310,943	36.23%
40003 - Cost of Living Increase	$ -	$ -	$ -	$ -	$ -	$ -	$ -	$ -	0.00%
40200 - Overtime Salaries	$ 107	$ -	$ -	$ -	$ -	$ -	$ 1,000	$ 1,000	0.00%
Transfers Out	**$ -**	**$ 13,965**	**$ -**	**$ 8,914**	**$ 8,709**	**$ 9,387**	**$ 9,387**	**$ 9,387**	**100.00%**
99000 - Transfer To Other Funds	$ -	$ -	$ -	$ -	$ -	$ -	$ -	$ -	0.00%
99001 - Transfer to General Fund 001	$ -	$ 13,965	$ -	$ 8,914	$ 8,709	$ 9,387	$ 9,387	$ 9,387	100.00%
204 Circuit Clk Electronic Citation									
Revenue	***$ 175,620***	***$ 176,415***	***$ 196,402***	***$ 221,989***	***$ 234,680***	***$ 114,291***	***$ 259,247***	***$ 259,247***	***44.09%***
Interest Revenue	**$ 61**	**$ (1,128)**	**$ 4,411**	**$ 7,226**	**$ 11,856**	**$ 3,541**	**$ 2,825**	**$ 2,825**	**125.33%**
38000 - Investment Income	$ 61	$ (1,128)	$ 4,411	$ 7,226	$ 11,856	$ 3,541	$ 2,825	$ 2,825	125.33%
Other	**$ -**	**$ -**	**$ -**	**$ -**	**$ -**	**$ -**	**$ 56,422**	**$ 56,422**	**0.00%**
39900 - Fund Balance Utilization	$ -	$ -	$ -	$ -	$ -	$ -	$ 56,422	$ 56,422	0.00%
Charges for Services	**$ 175,559**	**$ 177,544**	**$ 191,326**	**$ 214,763**	**$ 222,824**	**$ 110,751**	**$ 200,000**	**$ 200,000**	**55.38%**
35210 - Electronic Citation Fee	$ 175,559	$ 177,544	$ 191,326	$ 214,763	$ 222,824	$ 110,751	$ 200,000	$ 200,000	55.38%
Transfers In	**$ -**	**$ -**	**$ 666**	**$ -**	**$ -**	**$ -**	**$ -**	**$ -**	**0.00%**
39355 - Transfer from American Rescue Plan Fund 355	$ -	$ -	$ 666	$ -	$ -	$ -	$ -	$ -	0.00%

Committee Revenue Expense Budget Report - by Account Detail

Through May 31, 2026 (50.0% YTD, 50.00% Payroll Expense through Pay Period Ending 5/23/2026)

***2021, 2022, 2023, 2024, 2025 and 2026 Actual Fiscal Year**

Department / Fund / Account Classification	2021 Actual Amount*	2022 Actual Amount*	2023 Actual Amount*	2024 Actual Amount*	2025 Actual Amount*	2026 Actual Amount*	2026 Amended Budget	2026 Adopted Budget	2026 YTD% Actual/Amended Budget
Expenses	***$ 250,329***	***$ 185,095***	***$ 195,119***	***$ 158,090***	***$ 157,006***	***$ 69,697***	***$ 259,247***	***$ 259,247***	***26.88%***
Commodities	**$ 594**	**$ 982**	**$ 1,264**	**$ 999**	**$ 948**	**$ 260**	**$ 2,515**	**$ 2,515**	**10.35%**
60000 - Office Supplies	$ 594	$ 477	$ 760	$ 296	$ 456	$ 260	$ 1,575	$ 1,575	16.52%
64010 - Cellular Phone	$ -	$ 505	$ 504	$ 703	$ 492	$ -	$ 940	$ 940	0.00%
Contingency and Other	**$ -**	**$ -**	**$ -**	**$ -**	**$ -**	**$ -**	**$ 81,472**	**$ 81,472**	**0.00%**
89000 - Addition to Fund Balance	$ -	$ -	$ -	$ -	$ -	$ -	$ 81,472	$ 81,472	0.00%
Contractual Services	**$ 3,408**	**$ 8,714**	**$ 9,167**	**$ 7,963**	**$ 6,427**	**$ 50**	**$ 24,268**	**$ 24,268**	**0.21%**
50340 - Software Licensing Cost	$ -	$ -	$ -	$ -	$ -	$ -	$ 1,052	$ 1,052	0.00%
52160 - Repairs and Maint- Equipment	$ -	$ -	$ -	$ -	$ -	$ -	$ 1,000	$ 1,000	0.00%
53000 - Liability Insurance	$ 3,019	$ 5,018	$ 4,314	$ 4,152	$ 5,187	$ -	$ 3,952	$ 3,952	0.00%
53020 - Unemployment Claims	$ 96	$ 1,571	$ 60	$ 67	$ 70	$ -	$ 64	$ 64	0.00%
53100 - Conferences and Meetings	$ 243	$ 1,475	$ 4,672	$ 3,165	$ 860	$ 50	$ 13,800	$ 13,800	0.36%
53110 - Employee Training	$ -	$ -	$ -	$ -	$ -	$ -	$ 1,800	$ 1,800	0.00%
53120 - Employee Mileage Expense	$ -	$ 600	$ 122	$ 479	$ 310	$ -	$ 2,100	$ 2,100	0.00%
53130 - General Association Dues	$ 50	$ 50	$ -	$ 100	$ -	$ -	$ 500	$ 500	0.00%
Personnel Services- Employee Benefits	**$ 87,051**	**$ 52,547**	**$ 59,138**	**$ 38,353**	**$ 40,277**	**$ 15,755**	**$ 41,936**	**$ 41,936**	**37.57%**
45000 - Healthcare Contribution	$ 56,343	$ 30,063	$ 39,900	$ 22,571	$ 24,275	$ 8,441	$ 24,349	$ 24,349	34.67%
45010 - Dental Contribution	$ 1,999	$ 1,000	$ 1,027	$ 715	$ 717	$ 255	$ 718	$ 718	35.53%
45100 - FICA/SS Contribution	$ 11,168	$ 8,154	$ 8,859	$ 7,629	$ 7,505	$ 3,816	$ 8,106	$ 8,106	47.08%
45200 - IMRF Contribution	$ 12,806	$ 7,273	$ 6,072	$ 4,581	$ 5,341	$ 3,243	$ 6,929	$ 6,929	46.80%
53010 - Workers Compensation	$ 4,735	$ 6,057	$ 3,280	$ 2,857	$ 2,438	$ -	$ 1,834	$ 1,834	0.00%
Personnel Services- Salaries & Wages	**$ 159,275**	**$ 114,471**	**$ 125,549**	**$ 104,833**	**$ 103,548**	**$ 50,502**	**$ 105,927**	**$ 105,927**	**47.68%**
40000 - Salaries and Wages	$ 159,275	$ 114,471	$ 125,549	$ 104,833	$ 103,548	$ 50,502	$ 105,927	$ 105,927	47.68%
40003 - Cost of Living Increase	$ -	$ -	$ -	$ -	$ -	$ -	$ -	$ -	0.00%
40200 - Overtime Salaries	$ -	$ -	$ -	$ -	$ -	$ -	$ -	$ -	0.00%
Transfers Out	**$ -**	**$ 8,379**	**$ -**	**$ 5,942**	**$ 5,806**	**$ 3,129**	**$ 3,129**	**$ 3,129**	**100.00%**
99000 - Transfer To Other Funds	$ -	$ -	$ -	$ -	$ -	$ -	$ -	$ -	0.00%
99001 - Transfer to General Fund 001	$ -	$ 8,379	$ -	$ 5,942	$ 5,806	$ 3,129	$ 3,129	$ 3,129	100.00%
205 Circuit Ct Clerk Op and Admin									
Revenue	***$ 98,009***	***$ 64,461***	***$ 90,095***	***$ 109,670***	***$ 130,525***	***$ 67,554***	***$ 106,356***	***$ 106,356***	***63.52%***
Interest Revenue	**$ (8)**	**$ (3,147)**	**$ 10,866**	**$ 20,008**	**$ 26,823**	**$ 7,548**	**$ 6,356**	**$ 6,356**	**118.76%**
38000 - Investment Income	$ (8)	$ (3,147)	$ 10,866	$ 20,008	$ 26,823	$ 7,548	$ 6,356	$ 6,356	118.76%
Charges for Services	**$ 98,017**	**$ 67,607**	**$ 79,229**	**$ 89,662**	**$ 103,702**	**$ 60,006**	**$ 100,000**	**$ 100,000**	**60.01%**
35410 - Operation & Admin Fee	$ 98,017	$ 67,607	$ 79,229	$ 89,662	$ 103,702	$ 60,006	$ 100,000	$ 100,000	60.01%
Expenses	***$ -***	***$ -***	***$ -***	***$ -***	***$ 16,000***	***$ 12,000***	***$ 106,356***	***$ 106,356***	***11.28%***
Commodities	**$ -**	**$ -**	**$ -**	**$ -**	**$ -**	**$ -**	**$ 10,000**	**$ 10,000**	**0.00%**
60010 - Operating Supplies	$ -	$ -	$ -	$ -	$ -	$ -	$ 10,000	$ 10,000	0.00%
Contingency and Other	**$ -**	**$ -**	**$ -**	**$ -**	**$ -**	**$ -**	**$ 76,356**	**$ 76,356**	**0.00%**
89000 - Addition to Fund Balance	$ -	$ -	$ -	$ -	$ -	$ -	$ 76,356	$ 76,356	0.00%
Contractual Services	**$ -**	**$ -**	**$ -**	**$ -**	**$ 16,000**	**$ 12,000**	**$ 20,000**	**$ 20,000**	**60.00%**
50150 - Contractual/Consulting Services	$ -	$ -	$ -	$ -	$ 16,000	$ 12,000	$ 20,000	$ 20,000	60.00%
300 State's Attorney									

Committee Revenue Expense Budget Report - by Account Detail

Through May 31, 2026 (50.0% YTD, 50.00% Payroll Expense through Pay Period Ending 5/23/2026)

***2021, 2022, 2023, 2024, 2025 and 2026 Actual Fiscal Year**

Department / Fund / Account Classification	2021 Actual Amount*	2022 Actual Amount*	2023 Actual Amount*	2024 Actual Amount*	2025 Actual Amount*	2026 Actual Amount*	2026 Amended Budget	2026 Adopted Budget	2026 YTD% Actual/Amended Budget
001 General Fund									
Revenue	***$ 2,660,408***	***$ 1,673,042***	***$ 1,967,207***	***$ 1,793,489***	***$ 2,655,735***	***$ 904,983***	***$ 1,720,364***	***$ 2,720,364***	***52.60%***
Interest Revenue	**$ -**	**$ -**	**$ -**	**$ -**	**$ 11**	**$ -**	**$ -**	**$ -**	**0.00%**
38030 - Investment Income- Other Depts	$ -	$ -	$ -	$ -	$ 11	$ -	$ -	$ -	0.00%
Other	**$ 1,664**	**$ 385**	**$ 667**	**$ -**	**$ 1,477**	**$ 811**	**$ -**	**$ -**	**0.00%**
38560 - State's Attorney Refunds	$ 1,664	$ 385	$ 667	$ -	$ 1,477	$ 811	$ -	$ -	0.00%
Reimbursements	**$ 192,993**	**$ 197,820**	**$ 203,817**	**$ 212,699**	**$ 223,088**	**$ 96,456**	**$ 217,495**	**$ 217,495**	**44.35%**
37030 - States Atty Salary Reimbursement	$ 192,993	$ 197,820	$ 203,817	$ 212,699	$ 223,088	$ 96,456	$ 217,495	$ 217,495	44.35%
Charges for Services	**$ 767,175**	**$ 733,696**	**$ 743,972**	**$ 755,267**	**$ 781,981**	**$ 392,644**	**$ 776,000**	**$ 776,000**	**50.60%**
34250 - State's Atty Prosecution Fees	$ 410,676	$ 429,410	$ 448,341	$ 483,228	$ 463,000	$ 229,000	$ 465,000	$ 465,000	49.25%
35010 - Default Fees	$ 125,906	$ 63,913	$ 55,278	$ 50,762	$ 55,072	$ 26,427	$ 45,000	$ 45,000	58.73%
35230 - DV Diversion Program Fee	$ 65,967	$ 77,490	$ 76,718	$ 61,191	$ 65,242	$ 40,230	$ 75,000	$ 75,000	53.64%
35270 - Drug Testing Administrative Fee	$ 7,482	$ 8,626	$ 9,204	$ 8,532	$ 9,647	$ 4,998	$ 10,000	$ 10,000	49.98%
35280 - Drug Diversion Program Fee	$ 78,061	$ 60,921	$ 38,660	$ 26,324	$ 39,183	$ 21,838	$ 36,000	$ 36,000	60.66%
35345 - Deferred Prosecution	$ 77,117	$ 91,622	$ 115,065	$ 123,717	$ 148,134	$ 69,391	$ 145,000	$ 145,000	47.86%
35350 - D/A Deferred Prosecution	$ 1,807	$ 622	$ 1,366	$ 1,366	$ 1,666	$ 164	$ -	$ -	0.00%
35355 - P/S Deferred Prosecution	$ -	$ -	$ -	$ -	$ -	$ 553	$ -	$ -	0.00%
35900 - Miscellaneous Fees	$ 160	$ 1,092	$ (659)	$ 146	$ 38	$ 43	$ -	$ -	0.00%
Transfers In	**$ 1,063,806**	**$ 14,351**	**$ 9,776**	**$ 35,000**	**$ 63,300**	**$ -**	**$ -**	**$ -**	**0.00%**
39000 - Transfer From Other Funds	$ 1,063,806	$ -	$ -	$ -	$ -	$ -	$ -	$ -	0.00%
39114 - Transfer from Property Freeze Protection Fund 114	$ -	$ -	$ 9,776	$ -	$ -	$ -	$ -	$ -	0.00%
39350 - Transfer from County Health Fund 350	$ -	$ 14,351	$ -	$ 35,000	$ 63,300	$ -	$ -	$ -	0.00%
Grants	**$ 28,988**	**$ 204,059**	**$ 515,161**	**$ 409,390**	**$ 1,283,302**	**$ 251,490**	**$ 456,869**	**$ 1,456,869**	**55.05%**
32079 - SAO JAG Grant	$ -	$ -	$ -	$ -	$ 97,500	$ -	$ -	$ -	0.00%
32095 - JJC Council Grant	$ 28,988	$ 19,713	$ 15,527	$ 39,255	$ 15,510	$ -	$ -	$ -	0.00%
32155 - SAMHSA CDSP Grant	$ -	$ -	$ 208,488	$ 34,278	$ -	$ -	$ -	$ -	0.00%
32200 - DCEO Grant	$ -	$ -	$ -	$ -	$ -	$ -	$ -	$ -	0.00%
32275 - COSSAP Grant	$ -	$ 171,743	$ 289,158	$ 335,857	$ -	$ -	$ -	$ -	0.00%
32719 - CLEPD Grant	$ -	$ 12,603	$ -	$ -	$ -	$ -	$ -	$ -	0.00%
33636 - SAO ARPA Grant	$ -	$ -	$ 1,988	$ -	$ -	$ -	$ -	$ -	0.00%
33900 - Grants - Other	$ -	$ -	$ -	$ -	$ 75,000	$ -	$ -	$ -	0.00%
33902 - Grants - State Government	$ -	$ -	$ -	$ -	$ 936,379	$ 26,030	$ 78,665	$ 1,078,665	33.09%
33903 - Grants - Federal Government	$ -	$ -	$ -	$ -	$ 158,913	$ 225,460	$ 378,204	$ 378,204	59.61%
Fines	**$ 605,782**	**$ 522,732**	**$ 493,814**	**$ 381,133**	**$ 302,577**	**$ 163,582**	**$ 270,000**	**$ 270,000**	**60.59%**
36000 - State's Attorney Fines	$ 255,783	$ 308,501	$ 304,658	$ 348,844	$ 295,557	$ 149,452	$ 270,000	$ 270,000	55.35%
36010 - Bond Forfeiture Fines	$ 349,999	$ 214,231	$ 189,157	$ 32,289	$ 7,020	$ 14,130	$ -	$ -	0.00%
Expenses	***$ 6,500,008***	***$ 8,261,323***	***$ 9,197,398***	***$ 10,096,821***	***$ 11,647,498***	***$ 5,909,404***	***$ 11,899,616***	***$ 10,249,616***	***49.66%***
Capital	**$ -**	**$ -**	**$ -**	**$ 36,549**	**$ 204,525**	**$ -**	**$ -**	**$ -**	**0.00%**
70070 - Automotive Equipment	$ -	$ -	$ -	$ 36,096	$ 204,525	$ -	$ -	$ -	0.00%
70080 - Office Furniture	$ -	$ -	$ -	$ -	$ -	$ -	$ -	$ -	0.00%
70090 - Office Equipment	$ -	$ -	$ -	$ -	$ -	$ -	$ -	$ -	0.00%
70100 - Copiers	$ -	$ -	$ -	$ 453	$ -	$ -	$ -	$ -	0.00%
Commodities	**$ 145,337**	**$ 237,294**	**$ 366,234**	**$ 243,809**	**$ 386,658**	**$ 103,112**	**$ 218,290**	**$ -**	**47.24%**
60000 - Office Supplies	$ 43,176	$ 45,143	$ 52,305	$ 49,727	$ 47,653	$ 7,385	$ 50,000	$ -	14.77%
60010 - Operating Supplies	$ 8,231	$ 21,764	$ 86,172	$ 28,348	$ 47,544	$ 8,298	$ 26,085	$ -	31.81%
60040 - Postage	$ -	$ 136	$ -	$ -	$ -	$ -	$ -	$ -	0.00%
60050 - Books and Subscriptions	$ 76,148	$ 84,295	$ 103,574	$ 89,494	$ 104,153	$ -	$ 7,850	$ -	0.00%
60055 - Office Equipment - Non Capital	$ -	$ -	$ 23,980	$ -	$ -	$ 617	$ 10,000	$ -	6.17%

Committee Revenue Expense Budget Report - by Account Detail

Through May 31, 2026 (50.0% YTD, 50.00% Payroll Expense through Pay Period Ending 5/23/2026)

***2021, 2022, 2023, 2024, 2025 and 2026 Actual Fiscal Year**

Department / Fund / Account Classification	2021 Actual Amount*	2022 Actual Amount*	2023 Actual Amount*	2024 Actual Amount*	2025 Actual Amount*	2026 Actual Amount*	2026 Amended Budget	2026 Adopted Budget	2026 YTD% Actual/Amended Budget
60060 - Computer Software- Non Capital	$ 11,560	$ 30,918	$ 13,738	$ (16,893)	$ 86,159	$ 72,767	$ 97,655	$ -	74.51%
60070 - Computer Hardware- Non Capital	$ 2,495	$ 40,802	$ 52,512	$ 59,711	$ 72,307	$ 4,199	$ -	$ -	0.00%
60570 - Office Furniture - Non-Capital	$ -	$ 4,500	$ 23,407	$ 20,890	$ 9,468	$ 635	$ 2,500	$ -	25.40%
63040 - Fuel- Vehicles	$ 3,586	$ 9,736	$ 10,547	$ 12,533	$ 19,077	$ 9,079	$ 24,200	$ -	37.52%
64000 - Telephone	$ 142	$ -	$ -	$ -	$ 298	$ 132	$ -	$ -	0.00%
Contingency and Other	**$ -**	**$ -**	**$ -**	**$ -**	**$ -**	**$ -**	**$ -**	**$ 10,249,616**	**0.00%**
85000 - Allowance for Budget Expense	$ -	$ -	$ -	$ -	$ -	$ -	$ -	$ 10,249,616	0.00%
Contractual Services	**$ 212,465**	**$ 286,849**	**$ 331,676**	**$ 451,939**	**$ 371,752**	**$ 171,814**	**$ 452,144**	**$ -**	**38.00%**
50150 - Contractual/Consulting Services	$ 42,281	$ 59,325	$ 106,148	$ 200,419	$ 70,833	$ 26,844	$ 122,900	$ -	21.84%
50160 - Legal Services	$ 45	$ -	$ -	$ -	$ -	$ -	$ -	$ -	0.00%
50240 - Trials and Costs of Hearing	$ 27,578	$ 54,942	$ 20,152	$ 30,817	$ 14,554	$ 8,684	$ 20,000	$ -	43.42%
50250 - Legal Trial Notices	$ 7,866	$ 4,376	$ -	$ -	$ -	$ -	$ 2,000	$ -	0.00%
50260 - Witness Costs	$ 1,960	$ 8,383	$ 4,755	$ 15,938	$ 46,033	$ 16,664	$ 15,000	$ -	111.10%
50270 - Court Reporter Costs	$ 67,059	$ 50,211	$ 58,679	$ 63,423	$ 61,565	$ 28,329	$ 60,000	$ -	47.21%
50280 - Legal Process Server Costs	$ -	$ 155	$ -	$ -	$ -	$ -	$ -	$ -	0.00%
50300 - Extradition Costs	$ 13,962	$ -	$ -	$ -	$ -	$ -	$ -	$ -	0.00%
52130 - Repairs and Maint- Computers	$ 322	$ -	$ -	$ -	$ -	$ 520	$ -	$ -	0.00%
52140 - Repairs and Maint- Copiers	$ 13,294	$ 13,629	$ 16,618	$ 18,167	$ 22,414	$ 9,322	$ 23,000	$ -	40.53%
52160 - Repairs and Maint- Equipment	$ 140	$ -	$ -	$ -	$ -	$ -	$ 1,000	$ -	0.00%
52230 - Repairs and Maint- Vehicles	$ 3,968	$ 9,694	$ 6,023	$ 5,681	$ 13,119	$ 3,406	$ 16,500	$ -	20.64%
53000 - Liability Insurance	$ -	$ -	$ -	$ -	$ -	$ -	$ -	$ -	0.00%
53020 - Unemployment Claims	$ -	$ -	$ -	$ -	$ -	$ -	$ -	$ -	0.00%
53040 - General Advertising	$ -	$ -	$ -	$ -	$ -	$ -	$ 250	$ -	0.00%
53060 - General Printing	$ 54	$ -	$ 188	$ -	$ 230	$ -	$ 500	$ -	0.00%
53100 - Conferences and Meetings	$ 4,927	$ 28,277	$ 18,537	$ 27,695	$ 75,396	$ 6,987	$ 54,750	$ -	12.76%
53104 - Program Events	$ -	$ -	$ -	$ 826	$ -	$ -	$ 2,000	$ -	0.00%
53110 - Employee Training	$ 18,604	$ 30,951	$ 64,054	$ 58,896	$ 25,096	$ 43,696	$ 89,641	$ -	48.75%
53120 - Employee Mileage Expense	$ 114	$ 3,190	$ 6,622	$ 1,964	$ 3,582	$ 1,242	$ 3,500	$ -	35.47%
53130 - General Association Dues	$ 10,291	$ 23,715	$ 29,900	$ 28,115	$ 38,930	$ 26,120	$ 41,103	$ -	63.55%
Personnel Services- Employee Benefits	**$ 932,734**	**$ 1,201,182**	**$ 1,313,203**	**$ 1,450,492**	**$ -**	**$ -**	**$ -**	**$ -**	**0.00%**
45000 - Healthcare Contribution	$ 905,500	$ 1,169,092	$ 1,280,722	$ 1,414,031	$ -	$ -	$ -	$ -	0.00%
45010 - Dental Contribution	$ 27,234	$ 32,089	$ 32,481	$ 36,412	$ -	$ -	$ -	$ -	0.00%
45100 - FICA/SS Contribution	$ -	$ -	$ -	$ 31	$ -	$ -	$ -	$ -	0.00%
45200 - IMRF Contribution	$ -	$ -	$ -	$ 18	$ -	$ -	$ -	$ -	0.00%
53010 - Workers Compensation	$ -	$ -	$ -	$ -	$ -	$ -	$ -	$ -	0.00%
Personnel Services- Salaries & Wages	**$ 5,209,472**	**$ 6,497,499**	**$ 7,174,634**	**$ 9,364,474**	**$ 10,684,562**	**$ 5,634,478**	**$ 12,422,685**	**$ -**	**45.36%**
40000 - Salaries and Wages	$ 4,937,646	$ 6,458,731	$ 7,121,530	$ 9,250,155	$ 10,569,344	$ 5,565,894	$ 12,292,684	$ -	45.28%
40002 - Non-Union Wage Increase	$ -	$ -	$ -	$ -	$ -	$ -	$ -	$ -	0.00%
40003 - Cost of Living Increase	$ -	$ -	$ -	$ -	$ -	$ -	$ -	$ -	0.00%
40004 - Merit Increase	$ -	$ -	$ -	$ -	$ -	$ -	$ -	$ -	0.00%
40005 - New Position Budget Moved to Contingency	$ -	$ -	$ -	$ -	$ -	$ -	$ -	$ -	0.00%
40040 - Lump Sum Distribution	$ 233,800	$ -	$ -	$ -	$ -	$ -	$ -	$ -	0.00%
40200 - Overtime Salaries	$ 33	$ -	$ -	$ -	$ -	$ -	$ -	$ -	0.00%

Committee Revenue Expense Budget Report - by Account Detail

Through May 31, 2026 (50.0% YTD, 50.00% Payroll Expense through Pay Period Ending 5/23/2026)

***2021, 2022, 2023, 2024, 2025 and 2026 Actual Fiscal Year**

Department / Fund / Account Classification	2021 Actual Amount*	2022 Actual Amount*	2023 Actual Amount*	2024 Actual Amount*	2025 Actual Amount*	2026 Actual Amount*	2026 Amended Budget	2026 Adopted Budget	2026 YTD% Actual/Amended Budget
40310 - Bond Call	$ 37,993	$ 38,768	$ 53,104	$ 108,128	$ 110,218	$ 66,200	$ 125,000	$ -	52.96%
40335 - Stipend for Diversion Program	$ -	$ -	$ -	$ 6,192	$ 5,001	$ 2,384	$ 5,001	$ -	47.67%
Services	**$ -**	**$ -**	**$ -**	**$ (1,450,443)**	**$ -**	**$ -**	**$ (1,193,503)**	**$ -**	**0.00%**
45005 - Healthcare Contribution Contra Account	$ -	$ -	$ -	$ (1,414,031)	$ -	$ -	$ -	$ -	0.00%
45015 - Dental Insurance Contra Account	$ -	$ -	$ -	$ (36,412)	$ -	$ -	$ -	$ -	0.00%
45105 - FICA/SS Contribution Contra Account	$ -	$ -	$ -	$ -	$ -	$ -	$ -	$ -	0.00%
45205 - IMRF Contribution Contra Account	$ -	$ -	$ -	$ -	$ -	$ -	$ -	$ -	0.00%
45500 - Unallocated Reduction to Budget Request - Personnel	$ -	$ -	$ -	$ -	$ -	$ -	$ (1,193,503)	$ -	0.00%
53015 - Worker's Comp Contra Account	$ -	$ -	$ -	$ -	$ -	$ -	$ -	$ -	0.00%
Transfers Out	**$ -**	**$ 38,500**	**$ 11,652**	**$ -**	**$ -**	**$ -**	**$ -**	**$ -**	**0.00%**
99001 - Transfer to General Fund 001	$ -	$ -	$ 11,652	$ -	$ -	$ -	$ -	$ -	0.00%
99010 - Transfer To Insurance Liability Fund 010	$ -	$ 8,890	$ -	$ -	$ -	$ -	$ -	$ -	0.00%
99110 - Transfer to Illinois Municipal Retirement Fund 110	$ -	$ 15,840	$ -	$ -	$ -	$ -	$ -	$ -	0.00%
99111 - Transfer to FICA/Social Security Fund 111	$ -	$ 13,770	$ -	$ -	$ -	$ -	$ -	$ -	0.00%
99500 - Transfer to Capital Projects Fund 500	$ -	$ -	$ -	$ -	$ -	$ -	$ -	$ -	0.00%
010 Insurance Liability									
Revenue	***$ -***	***$ -***	***$ -***	***$ -***	***$ 125,000***	***$ 130,000***	***$ 130,000***	***$ 130,000***	***100.00%***
Transfers In	**$ -**	**$ -**	**$ -**	**$ -**	**$ 125,000**	**$ 130,000**	**$ 130,000**	**$ 130,000**	**100.00%**
39300 - Transfer from County Highway Fund 300	$ -	$ -	$ -	$ -	$ 125,000	$ 130,000	$ 130,000	$ 130,000	100.00%
Expenses	***$ 1,560,401***	***$ 1,550,568***	***$ 2,149,824***	***$ 2,713,113***	***$ 2,840,658***	***$ 1,283,396***	***$ 2,900,523***	***$ 2,900,523***	***44.25%***
Capital	**$ -**	**$ -**	**$ -**	**$ -**	**$ -**	**$ -**	**$ -**	**$ -**	**0.00%**
70050 - Printers	$ -	$ -	$ -	$ -	$ -	$ -	$ -	$ -	0.00%
70080 - Office Furniture	$ -	$ -	$ -	$ -	$ -	$ -	$ -	$ -	0.00%
70090 - Office Equipment	$ -	$ -	$ -	$ -	$ -	$ -	$ -	$ -	0.00%
70100 - Copiers	$ -	$ -	$ -	$ -	$ -	$ -	$ -	$ -	0.00%
Commodities	**$ 4,087**	**$ 2,852**	**$ 3,711**	**$ 15,926**	**$ 42,216**	**$ 22,318**	**$ 41,500**	**$ 41,500**	**53.78%**
60000 - Office Supplies	$ 2,177	$ 620	$ 1,619	$ 3,459	$ 2,552	$ 617	$ 6,000	$ 6,000	10.28%
60040 - Postage	$ 12	$ -	$ -	$ -	$ -	$ -	$ -	$ -	0.00%
60050 - Books and Subscriptions	$ 1,898	$ 2,232	$ 2,092	$ 1,032	$ 375	$ 102	$ 2,000	$ 2,000	5.10%
60060 - Computer Software- Non Capital	$ -	$ -	$ -	$ 11,435	$ 39,289	$ 21,599	$ 33,500	$ 33,500	64.47%
64000 - Telephone	$ -	$ -	$ -	$ -	$ -	$ -	$ -	$ -	0.00%
Contractual Services	**$ 221,694**	**$ 195,634**	**$ 474,092**	**$ 544,673**	**$ 609,098**	**$ 147,868**	**$ 487,828**	**$ 487,828**	**30.31%**
50150 - Contractual/Consulting Services	$ -	$ -	$ -	$ 3,000	$ -	$ -	$ -	$ -	0.00%
50160 - Legal Services	$ 187,822	$ 132,721	$ 397,720	$ 435,214	$ 493,864	$ 132,736	$ 350,000	$ 350,000	37.92%
50240 - Trials and Costs of Hearing	$ 4,713	$ 4,351	$ 5,834	$ 6,390	$ 1,772	$ 349	$ 12,500	$ 12,500	2.79%
50250 - Legal Trial Notices	$ -	$ 1,875	$ 5,429	$ 6,146	$ 6,980	$ 1,600	$ 10,000	$ 10,000	16.00%
50260 - Witness Costs	$ -	$ -	$ 6,000	$ 2,898	$ 11,622	$ -	$ 13,000	$ 13,000	0.00%
50270 - Court Reporter Costs	$ 2,207	$ 12,993	$ 8,246	$ 20,130	$ 6,081	$ 3,446	$ 10,000	$ 10,000	34.46%
50290 - Investigations	$ -	$ -	$ -	$ 200	$ -	$ -	$ -	$ -	0.00%
52140 - Repairs and Maint- Copiers	$ 3,320	$ 1,834	$ 3,265	$ 4,451	$ 4,180	$ 2,071	$ 4,500	$ 4,500	46.03%
53000 - Liability Insurance	$ 19,140	$ 26,685	$ 37,770	$ 49,316	$ 64,648	$ -	$ 61,328	$ 61,328	0.00%
53020 - Unemployment Claims	$ 605	$ 806	$ 518	$ 794	$ 876	$ -	$ 987	$ 987	0.00%
53100 - Conferences and Meetings	$ 1,221	$ 2,175	$ 692	$ 351	$ 258	$ 447	$ 6,000	$ 6,000	7.44%
53110 - Employee Training	$ 1,327	$ 7,893	$ 3,714	$ 10,009	$ 7,965	$ 2,289	$ 9,000	$ 9,000	25.43%
53120 - Employee Mileage Expense	$ 79	$ -	$ -	$ -	$ 193	$ -	$ -	$ -	0.00%
53130 - General Association Dues	$ 1,261	$ 4,302	$ 4,904	$ 5,775	$ 10,660	$ 4,931	$ 10,513	$ 10,513	46.90%

Committee Revenue Expense Budget Report - by Account Detail

Through May 31, 2026 (50.0% YTD, 50.00% Payroll Expense through Pay Period Ending 5/23/2026)

***2021, 2022, 2023, 2024, 2025 and 2026 Actual Fiscal Year**

Department / Fund / Account Classification	2021 Actual Amount*	2022 Actual Amount*	2023 Actual Amount*	2024 Actual Amount*	2025 Actual Amount*	2026 Actual Amount*	2026 Amended Budget	2026 Adopted Budget	2026 YTD% Actual/Amended Budget
Personnel Services- Employee Benefits	**$ 359,820**	**$ 366,859**	**$ 419,826**	**$ 529,755**	**$ 552,766**	**$ 272,158**	**$ 605,876**	**$ 605,876**	**44.92%**
45000 - Healthcare Contribution	$ 171,601	$ 191,223	$ 233,263	$ 300,492	$ 309,412	$ 155,771	$ 319,164	$ 319,164	48.81%
45009 - Healthcare Subsidy	$ -	$ -	$ -	$ -	$ -	$ -	$ -	$ -	0.00%
45010 - Dental Contribution	$ 5,319	$ 4,688	$ 5,024	$ 6,557	$ 6,898	$ 3,715	$ 7,499	$ 7,499	49.54%
45019 - Dental Subsidy	$ -	$ -	$ -	$ -	$ -	$ -	$ -	$ -	0.00%
45100 - FICA/SS Contribution	$ 70,233	$ 71,036	$ 90,886	$ 117,875	$ 119,679	$ 61,012	$ 133,468	$ 133,468	45.71%
45109 - FICA/SS Subsidy	$ -	$ -	$ -	$ -	$ -	$ -	$ -	$ -	0.00%
45200 - IMRF Contribution	$ 82,648	$ 67,705	$ 62,196	$ 70,895	$ 87,525	$ 51,660	$ 115,252	$ 115,252	44.82%
45209 - IMRF Subsidy	$ -	$ -	$ -	$ -	$ -	$ -	$ -	$ -	0.00%
53010 - Workers Compensation	$ 30,019	$ 32,206	$ 28,457	$ 33,935	$ 29,252	$ -	$ 30,493	$ 30,493	0.00%
Personnel Services- Salaries & Wages	**$ 974,801**	**$ 985,223**	**$ 1,252,196**	**$ 1,622,759**	**$ 1,636,579**	**$ 837,884**	**$ 1,762,150**	**$ 1,762,150**	**47.55%**
40000 - Salaries and Wages	$ 974,801	$ 985,223	$ 1,252,196	$ 1,622,759	$ 1,636,579	$ 837,884	$ 1,762,150	$ 1,762,150	47.55%
40002 - Non-Union Wage Increase	$ -	$ -	$ -	$ -	$ -	$ -	$ -	$ -	0.00%
40003 - Cost of Living Increase	$ -	$ -	$ -	$ -	$ -	$ -	$ -	$ -	0.00%
40004 - Merit Increase	$ -	$ -	$ -	$ -	$ -	$ -	$ -	$ -	0.00%
40009 - Salaries and Wages Subsidy	$ -	$ -	$ -	$ -	$ -	$ -	$ -	$ -	0.00%
Transfers Out	**$ -**	**$ -**	**$ -**	**$ -**	**$ -**	**$ 3,169**	**$ 3,169**	**$ 3,169**	**100.00%**
99001 - Transfer to General Fund 001	$ -	$ -	$ -	$ -	$ -	$ 3,169	$ 3,169	$ 3,169	100.00%
220 Title IV-D									
Revenue	***$ 862,288***	***$ 840,799***	***$ 881,912***	***$ 821,557***	***$ 708,097***	***$ 397,406***	***$ 907,789***	***$ 907,789***	***43.78%***
Interest Revenue	**$ -**	**$ -**	**$ 5,213**	**$ 25,830**	**$ 15,837**	**$ 2,869**	**$ 3,531**	**$ 3,531**	**81.26%**
38000 - Investment Income	$ -	$ -	$ 5,213	$ 25,830	$ 15,837	$ 2,869	$ 3,531	$ 3,531	81.26%
Other	**$ -**	**$ -**	**$ -**	**$ -**	**$ -**	**$ -**	**$ 92,000**	**$ 92,000**	**0.00%**
39900 - Fund Balance Utilization	$ -	$ -	$ -	$ -	$ -	$ -	$ 92,000	$ 92,000	0.00%
Transfers In	**$ 69,877**	**$ 173,153**	**$ 181,339**	**$ 29,828**	**$ 4,933**	**$ -**	**$ -**	**$ -**	**0.00%**
39000 - Transfer From Other Funds	$ 69,877	$ -	$ -	$ -	$ -	$ -	$ -	$ -	0.00%
39120 - Transfer from Grand Victoria Casino Elgin Fund 120	$ -	$ 173,153	$ 181,339	$ 29,828	$ 4,933	$ -	$ -	$ -	0.00%
Grants	**$ 792,411**	**$ 667,646**	**$ 695,360**	**$ 765,898**	**$ 687,327**	**$ 394,537**	**$ 812,258**	**$ 812,258**	**48.57%**
32020 - Title IV-D Grant	$ 792,411	$ 667,646	$ 695,360	$ 765,898	$ 428,317	$ -	$ -	$ -	0.00%
33903 - Grants - Federal Government	$ -	$ -	$ -	$ -	$ 259,010	$ 394,537	$ 812,258	$ 812,258	48.57%
Expenses	***$ 726,544***	***$ 676,579***	***$ 696,113***	***$ 860,382***	***$ 861,855***	***$ 402,317***	***$ 907,789***	***$ 907,789***	***44.32%***
Commodities	**$ 993**	**$ 2,471**	**$ 1,637**	**$ -**	**$ 1,064**	**$ -**	**$ 750**	**$ 750**	**0.00%**
60000 - Office Supplies	$ 993	$ 2,471	$ 1,637	$ -	$ 1,064	$ -	$ 750	$ 750	0.00%
60040 - Postage	$ -	$ -	$ -	$ -	$ -	$ -	$ -	$ -	0.00%
60050 - Books and Subscriptions	$ -	$ -	$ -	$ -	$ -	$ -	$ -	$ -	0.00%
60060 - Computer Software- Non Capital	$ -	$ -	$ -	$ -	$ -	$ -	$ -	$ -	0.00%
Contingency and Other	**$ -**	**$ -**	**$ -**	**$ -**	**$ -**	**$ -**	**$ -**	**$ -**	**0.00%**
89000 - Addition to Fund Balance	$ -	$ -	$ -	$ -	$ -	$ -	$ -	$ -	0.00%

Committee Revenue Expense Budget Report - by Account Detail

Through May 31, 2026 (50.0% YTD, 50.00% Payroll Expense through Pay Period Ending 5/23/2026)

***2021, 2022, 2023, 2024, 2025 and 2026 Actual Fiscal Year**

Department / Fund / Account Classification	2021 Actual Amount*	2022 Actual Amount*	2023 Actual Amount*	2024 Actual Amount*	2025 Actual Amount*	2026 Actual Amount*	2026 Amended Budget	2026 Adopted Budget	2026 YTD% Actual/Amended Budget
Contractual Services	**$ 10,685**	**$ 15,690**	**$ 15,939**	**$ 22,021**	**$ 27,415**	**$ 1,540**	**$ 39,913**	**$ 39,913**	**3.86%**
50150 - Contractual/Consulting Services	$ -	$ -	$ -	$ -	$ -	$ -	$ 5,000	$ 5,000	0.00%
50240 - Trials and Costs of Hearing	$ -	$ -	$ -	$ -	$ -	$ -	$ 2,500	$ 2,500	0.00%
50280 - Legal Process Server Costs	$ -	$ -	$ -	$ -	$ -	$ -	$ -	$ -	0.00%
53000 - Liability Insurance	$ 9,815	$ 13,665	$ 15,027	$ 19,241	$ 24,742	$ -	$ 24,912	$ 24,912	0.00%
53020 - Unemployment Claims	$ 310	$ 413	$ 206	$ 310	$ 334	$ -	$ 401	$ 401	0.00%
53100 - Conferences and Meetings	$ -	$ -	$ -	$ 370	$ -	$ -	$ 2,500	$ 2,500	0.00%
53110 - Employee Training	$ -	$ -	$ 146	$ -	$ -	$ -	$ 2,500	$ 2,500	0.00%
53120 - Employee Mileage Expense	$ -	$ 37	$ -	$ -	$ 49	$ -	$ -	$ -	0.00%
53130 - General Association Dues	$ 560	$ 1,575	$ 560	$ 2,100	$ 2,290	$ 1,540	$ 2,100	$ 2,100	73.33%
Personnel Services- Employee Benefits	**$ 197,906**	**$ 184,302**	**$ 176,422**	**$ 192,054**	**$ 187,437**	**$ 90,086**	**$ 197,536**	**$ 197,536**	**45.60%**
45000 - Healthcare Contribution	$ 96,955	$ 99,222	$ 99,622	$ 98,602	$ 90,985	$ 46,313	$ 88,120	$ 88,120	52.56%
45010 - Dental Contribution	$ 3,290	$ 3,159	$ 3,029	$ 3,490	$ 2,938	$ 1,351	$ 2,793	$ 2,793	48.36%
45100 - FICA/SS Contribution	$ 38,302	$ 35,046	$ 37,122	$ 47,937	$ 47,702	$ 22,936	$ 51,235	$ 51,235	44.77%
45200 - IMRF Contribution	$ 43,965	$ 30,382	$ 25,225	$ 28,785	$ 34,270	$ 19,486	$ 43,798	$ 43,798	44.49%
53010 - Workers Compensation	$ 15,393	$ 16,492	$ 11,424	$ 13,240	$ 11,542	$ -	$ 11,590	$ 11,590	0.00%
Personnel Services- Salaries & Wages	**$ 516,960**	**$ 474,117**	**$ 502,115**	**$ 646,307**	**$ 645,938**	**$ 310,691**	**$ 669,590**	**$ 669,590**	**46.40%**
40000 - Salaries and Wages	$ 490,960	$ 474,117	$ 502,115	$ 646,307	$ 645,938	$ 310,691	$ 669,590	$ 669,590	46.40%
40002 - Non-Union Wage Increase	$ -	$ -	$ -	$ -	$ -	$ -	$ -	$ -	0.00%
40003 - Cost of Living Increase	$ -	$ -	$ -	$ -	$ -	$ -	$ -	$ -	0.00%
40004 - Merit Increase	$ -	$ -	$ -	$ -	$ -	$ -	$ -	$ -	0.00%
40040 - Lump Sum Distribution	$ 26,000	$ -	$ -	$ -	$ -	$ -	$ -	$ -	0.00%
221 Drug Prosecution									

Committee Revenue Expense Budget Report - by Account Detail

Through May 31, 2026 (50.0% YTD, 50.00% Payroll Expense through Pay Period Ending 5/23/2026)

***2021, 2022, 2023, 2024, 2025 and 2026 Actual Fiscal Year**

Department / Fund / Account Classification	2021 Actual Amount*	2022 Actual Amount*	2023 Actual Amount*	2024 Actual Amount*	2025 Actual Amount*	2026 Actual Amount*	2026 Amended Budget	2026 Adopted Budget	2026 YTD% Actual/Amended Budget
Revenue	***$ 269,700***	***$ 374,395***	***$ 675,652***	***$ 617,532***	***$ 334,892***	***$ 340,307***	***$ 340,279***	***$ 340,279***	***100.01%***
Interest Revenue	**$ -**	**$ -**	**$ (871)**	**$ 20,170**	**$ 8,016**	**$ 3,115**	**$ 7,053**	**$ 7,053**	**44.17%**
38000 - Investment Income	$ -	$ -	$ (871)	$ 20,170	$ 8,016	$ 3,115	$ 7,053	$ 7,053	44.17%
Other	**$ 626**	**$ -**	**$ -**	**$ -**	**$ -**	**$ -**	**$ -**	**$ -**	**0.00%**
38900 - Miscellaneous Other	$ 626	$ -	$ -	$ -	$ -	$ -	$ -	$ -	0.00%
39900 - Fund Balance Utilization	$ -	$ -	$ -	$ -	$ -	$ -	$ -	$ -	0.00%
Transfers In	**$ 112,613**	**$ 196,832**	**$ 428,449**	**$ 356,327**	**$ 246,976**	**$ 288,226**	**$ 288,226**	**$ 288,226**	**100.00%**
39000 - Transfer From Other Funds	$ 112,613	$ -	$ -	$ -	$ -	$ -	$ -	$ -	0.00%
39120 - Transfer from Grand Victoria Casino Elgin Fund 120	$ -	$ 85,192	$ 180,894	$ 356,327	$ 246,976	$ 288,226	$ 288,226	$ 288,226	100.00%
39234 - Transfer From Drug Asset Forfeiture Fund 234	$ -	$ -	$ 247,555	$ -	$ -	$ -	$ -	$ -	0.00%
39357 - Transfer from COVID Payroll Reimbursement Fund 357	$ -	$ 111,640	$ -	$ -	$ -	$ -	$ -	$ -	0.00%
Grants	**$ 112,028**	**$ 127,431**	**$ 127,431**	**$ 127,431**	**$ 31,858**	**$ -**	**$ -**	**$ -**	**0.00%**
32030 - Drug Prosecution Grant	$ 112,028	$ 127,431	$ 127,431	$ 127,431	$ 31,858	$ -	$ -	$ -	0.00%
Fines	**$ 44,433**	**$ 50,132**	**$ 120,643**	**$ 113,604**	**$ 48,041**	**$ 48,966**	**$ 45,000**	**$ 45,000**	**108.81%**
36020 - Drug Fines	$ 44,433	$ 50,132	$ 62,877	$ 30,775	$ 33,006	$ 47,089	$ 30,000	$ 30,000	156.96%
36025 - Forfeited Funds	$ -	$ -	$ 57,767	$ 82,829	$ 15,036	$ 1,877	$ 15,000	$ 15,000	12.51%
Expenses	***$ 286,624***	***$ 309,061***	***$ 486,623***	***$ 638,130***	***$ 665,922***	***$ 83,529***	***$ 340,279***	***$ 340,279***	***24.55%***
Commodities	**$ -**	**$ -**	**$ -**	**$ -**	**$ -**	**$ -**	**$ -**	**$ -**	**0.00%**
60070 - Computer Hardware- Non Capital	$ -	$ -	$ -	$ -	$ -	$ -	$ -	$ -	0.00%
64000 - Telephone	$ -	$ -	$ -	$ -	$ -	$ -	$ -	$ -	0.00%
Contingency and Other	**$ -**	**$ -**	**$ -**	**$ -**	**$ -**	**$ -**	**$ 156,055**	**$ 156,055**	**0.00%**
89000 - Addition to Fund Balance	$ -	$ -	$ -	$ -	$ -	$ -	$ 156,055	$ 156,055	0.00%
Contractual Services	**$ 4,322**	**$ 14,159**	**$ 19,063**	**$ 31,529**	**$ 28,940**	**$ 6,941**	**$ 18,208**	**$ 18,208**	**38.12%**
50240 - Trials and Costs of Hearing	$ -	$ -	$ -	$ -	$ 16	$ 60	$ -	$ -	0.00%
50270 - Court Reporter Costs	$ -	$ 2,654	$ 6,206	$ 9,210	$ 6,378	$ 3,746	$ 6,000	$ 6,000	62.44%
53000 - Liability Insurance	$ 3,951	$ 7,067	$ 7,754	$ 13,983	$ 17,994	$ -	$ 4,535	$ 4,535	0.00%
53020 - Unemployment Claims	$ 125	$ 214	$ 107	$ 225	$ 243	$ -	$ 73	$ 73	0.00%
53100 - Conferences and Meetings	$ 106	$ 3,156	$ 2,756	$ 6,301	$ 2,020	$ 2,750	$ 5,500	$ 5,500	50.00%
53120 - Employee Mileage Expense	$ -	$ 18	$ -	$ -	$ -	$ -	$ -	$ -	0.00%
53130 - General Association Dues	$ 140	$ 1,050	$ 2,240	$ 1,810	$ 2,290	$ 385	$ 2,100	$ 2,100	18.33%
Personnel Services- Employee Benefits	**$ 77,911**	**$ 76,271**	**$ 114,914**	**$ 141,941**	**$ 193,413**	**$ 18,984**	**$ 44,428**	**$ 44,428**	**42.73%**
45000 - Healthcare Contribution	$ 37,992	$ 35,840	$ 63,329	$ 74,806	$ 127,388	$ 10,770	$ 24,349	$ 24,349	44.23%
45010 - Dental Contribution	$ 826	$ 1,258	$ 1,962	$ 2,145	$ 2,942	$ 359	$ 718	$ 718	49.94%
45100 - FICA/SS Contribution	$ 15,322	$ 16,200	$ 25,851	$ 34,224	$ 31,701	$ 4,247	$ 9,303	$ 9,303	45.65%
45200 - IMRF Contribution	$ 17,573	$ 14,443	$ 17,876	$ 21,144	$ 22,990	$ 3,608	$ 7,953	$ 7,953	45.37%
53010 - Workers Compensation	$ 6,197	$ 8,530	$ 5,895	$ 9,622	$ 8,392	$ -	$ 2,105	$ 2,105	0.00%
Personnel Services- Salaries & Wages	**$ 204,391**	**$ 218,631**	**$ 352,645**	**$ 464,660**	**$ 443,568**	**$ 57,604**	**$ 121,588**	**$ 121,588**	**47.38%**
40000 - Salaries and Wages	$ 195,391	$ 218,631	$ 352,645	$ 464,660	$ 443,568	$ 57,604	$ 121,588	$ 121,588	47.38%
40002 - Non-Union Wage Increase	$ -	$ -	$ -	$ -	$ -	$ -	$ -	$ -	0.00%
40003 - Cost of Living Increase	$ -	$ -	$ -	$ -	$ -	$ -	$ -	$ -	0.00%
40004 - Merit Increase	$ -	$ -	$ -	$ -	$ -	$ -	$ -	$ -	0.00%
40040 - Lump Sum Distribution	$ 9,000	$ -	$ -	$ -	$ -	$ -	$ -	$ -	0.00%
222 Victim Coordinator Services									

Committee Revenue Expense Budget Report - by Account Detail

Through May 31, 2026 (50.0% YTD, 50.00% Payroll Expense through Pay Period Ending 5/23/2026)

***2021, 2022, 2023, 2024, 2025 and 2026 Actual Fiscal Year**

Department / Fund / Account Classification	2021 Actual Amount*	2022 Actual Amount*	2023 Actual Amount*	2024 Actual Amount*	2025 Actual Amount*	2026 Actual Amount*	2026 Amended Budget	2026 Adopted Budget	2026 YTD% Actual/Amended Budget
Revenue	***$ 144,393***	***$ 181,245***	***$ 163,386***	***$ 349,579***	***$ 393,865***	***$ 363,960***	***$ 396,540***	***$ 396,540***	***91.78%***
Interest Revenue	**$ -**	**$ -**	**$ 1,438**	**$ 2,775**	**$ 8,822**	**$ 6,279**	**$ 707**	**$ 707**	**888.15%**
38000 - Investment Income	$ -	$ -	$ 1,438	$ 2,775	$ 8,822	$ 6,279	$ 707	$ 707	888.15%
Other	**$ -**	**$ -**	**$ -**	**$ -**	**$ -**	**$ -**	**$ -**	**$ -**	**0.00%**
39900 - Fund Balance Utilization	$ -	$ -	$ -	$ -	$ -	$ -	$ -	$ -	0.00%
Transfers In	**$ 74,207**	**$ 124,820**	**$ 100,960**	**$ 246,804**	**$ 254,583**	**$ 295,833**	**$ 295,833**	**$ 295,833**	**100.00%**
39000 - Transfer From Other Funds	$ 74,207	$ -	$ -	$ -	$ -	$ -	$ -	$ -	0.00%
39120 - Transfer from Grand Victoria Casino Elgin Fund 120	$ -	$ 124,820	$ 100,960	$ 246,804	$ 254,583	$ 295,833	$ 295,833	$ 295,833	100.00%
Grants	**$ 70,186**	**$ 56,425**	**$ 60,988**	**$ 100,000**	**$ 130,460**	**$ 61,848**	**$ 100,000**	**$ 100,000**	**61.85%**
32050 - Atty General Victim Coord Grant	$ 70,186	$ 56,425	$ 60,988	$ 100,000	$ 100,000	$ -	$ -	$ -	0.00%
32320 - Law Enforcement/Victim Ast Grant	$ -	$ -	$ -	$ -	$ -	$ -	$ -	$ -	0.00%
33902 - Grants - State Government	$ -	$ -	$ -	$ -	$ 30,460	$ 61,848	$ 100,000	$ 100,000	61.85%
Expenses	***$ 152,412***	***$ 125,702***	***$ 258,743***	***$ 343,938***	***$ 261,222***	***$ 123,206***	***$ 396,540***	***$ 396,540***	***31.07%***
Contingency and Other	**$ -**	**$ -**	**$ -**	**$ -**	**$ -**	**$ -**	**$ 129,504**	**$ 129,504**	**0.00%**
89000 - Addition to Fund Balance	$ -	$ -	$ -	$ -	$ -	$ -	$ 129,504	$ 129,504	0.00%
Contractual Services	**$ 2,681**	**$ 2,424**	**$ 3,893**	**$ 6,779**	**$ 10,390**	**$ -**	**$ 6,442**	**$ 6,442**	**0.00%**
50150 - Contractual/Consulting Services	$ -	$ -	$ -	$ -	$ -	$ -	$ -	$ -	0.00%
53000 - Liability Insurance	$ 2,598	$ 2,038	$ 3,245	$ 6,671	$ 10,251	$ -	$ 6,339	$ 6,339	0.00%
53020 - Unemployment Claims	$ 83	$ 63	$ 45	$ 108	$ 139	$ -	$ 103	$ 103	0.00%
53100 - Conferences and Meetings	$ -	$ 323	$ 603	$ -	$ -	$ -	$ -	$ -	0.00%
Personnel Services- Employee Benefits	**$ 46,917**	**$ 39,578**	**$ 72,145**	**$ 102,836**	**$ 87,776**	**$ 42,305**	**$ 90,673**	**$ 90,673**	**46.66%**
45000 - Healthcare Contribution	$ 26,151	$ 25,319	$ 46,327	$ 69,190	$ 61,337	$ 30,729	$ 61,461	$ 61,461	50.00%
45010 - Dental Contribution	$ 890	$ 760	$ 1,181	$ 2,133	$ 2,134	$ 1,076	$ 2,154	$ 2,154	49.94%
45100 - FICA/SS Contribution	$ 7,366	$ 5,971	$ 13,240	$ 16,815	$ 11,407	$ 5,677	$ 13,003	$ 13,003	43.66%
45200 - IMRF Contribution	$ 8,436	$ 5,069	$ 8,944	$ 10,108	$ 8,117	$ 4,823	$ 11,114	$ 11,114	43.39%
53010 - Workers Compensation	$ 4,074	$ 2,460	$ 2,453	$ 4,590	$ 4,782	$ -	$ 2,941	$ 2,941	0.00%
Personnel Services- Salaries & Wages	**$ 102,813**	**$ 83,700**	**$ 182,705**	**$ 234,323**	**$ 163,055**	**$ 80,901**	**$ 169,921**	**$ 169,921**	**47.61%**
40000 - Salaries and Wages	$ 95,113	$ 83,700	$ 182,705	$ 234,323	$ 163,055	$ 80,901	$ 169,921	$ 169,921	47.61%
40002 - Non-Union Wage Increase	$ -	$ -	$ -	$ -	$ -	$ -	$ -	$ -	0.00%
40003 - Cost of Living Increase	$ -	$ -	$ -	$ -	$ -	$ -	$ -	$ -	0.00%
40004 - Merit Increase	$ -	$ -	$ -	$ -	$ -	$ -	$ -	$ -	0.00%
40040 - Lump Sum Distribution	$ 7,700	$ -	$ -	$ -	$ -	$ -	$ -	$ -	0.00%
223 Domestic Violence									
Revenue	***$ 209,938***	***$ 148,337***	***$ 358,956***	***$ 464,631***	***$ 174,915***	***$ 210,095***	***$ 211,024***	***$ 211,024***	***99.56%***
Interest Revenue	**$ 399**	**$ 527**	**$ 8,956**	**$ 13,876**	**$ 10,084**	**$ 4,014**	**$ 4,943**	**$ 4,943**	**81.20%**
38000 - Investment Income	$ 399	$ 527	$ 8,956	$ 13,876	$ 10,084	$ 4,014	$ 4,943	$ 4,943	81.20%
Other	**$ -**	**$ -**	**$ -**	**$ -**	**$ -**	**$ -**	**$ -**	**$ -**	**0.00%**
39900 - Fund Balance Utilization	$ -	$ -	$ -	$ -	$ -	$ -	$ -	$ -	0.00%
Transfers In	**$ 209,539**	**$ 147,810**	**$ 350,000**	**$ 450,755**	**$ 164,831**	**$ 206,081**	**$ 206,081**	**$ 206,081**	**100.00%**
39000 - Transfer From Other Funds	$ 209,539	$ -	$ -	$ -	$ -	$ -	$ -	$ -	0.00%
39120 - Transfer from Grand Victoria Casino Elgin Fund 120	$ -	$ 147,810	$ 350,000	$ 450,755	$ 164,831	$ 206,081	$ 206,081	$ 206,081	100.00%

Committee Revenue Expense Budget Report - by Account Detail

Through May 31, 2026 (50.0% YTD, 50.00% Payroll Expense through Pay Period Ending 5/23/2026)

***2021, 2022, 2023, 2024, 2025 and 2026 Actual Fiscal Year**

Department / Fund / Account Classification	2021 Actual Amount*	2022 Actual Amount*	2023 Actual Amount*	2024 Actual Amount*	2025 Actual Amount*	2026 Actual Amount*	2026 Amended Budget	2026 Adopted Budget	2026 YTD% Actual/Amended Budget
Expenses	***$ 330,790***	***$ 271,075***	***$ 317,691***	***$ 358,168***	***$ 301,208***	***$ 65,775***	***$ 211,024***	***$ 211,024***	***31.17%***
Commodities	**$ -**	**$ -**	**$ -**	**$ -**	**$ -**	**$ -**	**$ -**	**$ -**	**0.00%**
60000 - Office Supplies	$ -	$ -	$ -	$ -	$ -	$ -	$ -	$ -	0.00%
60050 - Books and Subscriptions	$ -	$ -	$ -	$ -	$ -	$ -	$ -	$ -	0.00%
64000 - Telephone	$ -	$ -	$ -	$ -	$ -	$ -	$ -	$ -	0.00%
Contingency and Other	**$ -**	**$ -**	**$ -**	**$ -**	**$ -**	**$ -**	**$ 64,041**	**$ 64,041**	**0.00%**
89000 - Addition to Fund Balance	$ -	$ -	$ -	$ -	$ -	$ -	$ 64,041	$ 64,041	0.00%
Contractual Services	**$ 4,727**	**$ 8,611**	**$ 7,694**	**$ 13,564**	**$ 8,896**	**$ 517**	**$ 7,098**	**$ 7,098**	**7.28%**
50150 - Contractual/Consulting Services	$ -	$ -	$ -	$ -	$ -	$ -	$ -	$ -	0.00%
50240 - Trials and Costs of Hearing	$ -	$ 680	$ 504	$ -	$ -	$ -	$ 500	$ 500	0.00%
50270 - Court Reporter Costs	$ -	$ -	$ 1,000	$ 196	$ 176	$ 132	$ 500	$ 500	26.30%
50290 - Investigations	$ -	$ -	$ -	$ -	$ -	$ -	$ -	$ -	0.00%
53000 - Liability Insurance	$ 4,446	$ 4,980	$ 5,726	$ 11,734	$ 8,224	$ -	$ 4,501	$ 4,501	0.00%
53020 - Unemployment Claims	$ 141	$ 151	$ 79	$ 189	$ 111	$ -	$ 72	$ 72	0.00%
53100 - Conferences and Meetings	$ -	$ -	$ -	$ 150	$ -	$ -	$ 500	$ 500	0.00%
53110 - Employee Training	$ -	$ 2,275	$ -	$ -	$ -	$ -	$ 500	$ 500	0.00%
53130 - General Association Dues	$ 140	$ 525	$ 385	$ 1,295	$ 385	$ 385	$ 525	$ 525	73.33%
Personnel Services- Employee Benefits	**$ 97,489**	**$ 93,319**	**$ 95,858**	**$ 87,098**	**$ 74,387**	**$ 8,088**	**$ 19,214**	**$ 19,214**	**42.10%**
45000 - Healthcare Contribution	$ 54,786	$ 66,854	$ 64,274	$ 47,104	$ 42,208	$ -	$ -	$ -	0.00%
45010 - Dental Contribution	$ 1,356	$ 1,283	$ 1,457	$ 1,101	$ 975	$ -	$ -	$ -	0.00%
45100 - FICA/SS Contribution	$ 16,367	$ 11,600	$ 15,071	$ 18,910	$ 15,960	$ 4,373	$ 9,232	$ 9,232	47.37%
45200 - IMRF Contribution	$ 18,008	$ 7,572	$ 10,712	$ 11,909	$ 11,407	$ 3,715	$ 7,893	$ 7,893	47.07%
53010 - Workers Compensation	$ 6,973	$ 6,010	$ 4,344	$ 8,074	$ 3,836	$ -	$ 2,089	$ 2,089	0.00%
Personnel Services- Salaries & Wages	**$ 228,574**	**$ 169,145**	**$ 214,139**	**$ 257,506**	**$ 217,926**	**$ 57,170**	**$ 120,671**	**$ 120,671**	**47.38%**
40000 - Salaries and Wages	$ 173,529	$ 169,145	$ 214,139	$ 257,506	$ 217,926	$ 57,170	$ 120,671	$ 120,671	47.38%
40002 - Non-Union Wage Increase	$ -	$ -	$ -	$ -	$ -	$ -	$ -	$ -	0.00%
40003 - Cost of Living Increase	$ -	$ -	$ -	$ -	$ -	$ -	$ -	$ -	0.00%
40004 - Merit Increase	$ -	$ -	$ -	$ -	$ -	$ -	$ -	$ -	0.00%
40040 - Lump Sum Distribution	$ 55,000	$ -	$ -	$ -	$ -	$ -	$ -	$ -	0.00%
40200 - Overtime Salaries	$ 45	$ -	$ -	$ -	$ -	$ -	$ -	$ -	0.00%
Transfers Out	**$ -**	**$ -**	**$ -**	**$ -**	**$ -**	**$ -**	**$ -**	**$ -**	**0.00%**
99200 - Transfer to Court Automation Fund 200	$ -	$ -	$ -	$ -	$ -	$ -	$ -	$ -	0.00%
225 Auto Theft Task Force									
Revenue	***$ (1)***	***$ (500)***	***$ 1,864***	***$ 2,347***	***$ 2,458***	***$ 623***	***$ 1,413***	***$ 1,413***	***44.09%***
Interest Revenue	**$ (1)**	**$ (500)**	**$ 1,864**	**$ 2,347**	**$ 2,458**	**$ 623**	**$ 1,413**	**$ 1,413**	**44.09%**
38000 - Investment Income	$ (1)	$ (500)	$ 1,864	$ 2,347	$ 2,458	$ 623	$ 1,413	$ 1,413	44.09%
Expenses	***$ -***	***$ -***	***$ -***	***$ -***	***$ -***	***$ -***	***$ 1,413***	***$ 1,413***	***0.00%***
Contingency and Other	**$ -**	**$ -**	**$ -**	**$ -**	**$ -**	**$ -**	**$ 1,413**	**$ 1,413**	**0.00%**
89000 - Addition to Fund Balance	$ -	$ -	$ -	$ -	$ -	$ -	$ 1,413	$ 1,413	0.00%

Committee Revenue Expense Budget Report - by Account Detail

Through May 31, 2026 (50.0% YTD, 50.00% Payroll Expense through Pay Period Ending 5/23/2026)

***2021, 2022, 2023, 2024, 2025 and 2026 Actual Fiscal Year**

Department / Fund / Account Classification	2021 Actual Amount*	2022 Actual Amount*	2023 Actual Amount*	2024 Actual Amount*	2025 Actual Amount*	2026 Actual Amount*	2026 Amended Budget	2026 Adopted Budget	2026 YTD% Actual/Amended Budget
226 Weed and Seed									
Revenue	***$ -***	***$ -***	***$ 421***	***$ 1,442***	***$ 1,176***	***$ 264***	***$ 10,000***	***$ 10,000***	***2.64%***
Interest Revenue	**$ -**	**$ -**	**$ 421**	**$ 1,442**	**$ 1,176**	**$ 264**	**$ 436**	**$ 436**	**60.66%**
38000 - Investment Income	$ -	$ -	$ 421	$ 1,442	$ 1,176	$ 264	$ 436	$ 436	60.66%
Other	**$ -**	**$ -**	**$ -**	**$ -**	**$ -**	**$ -**	**$ 9,564**	**$ 9,564**	**0.00%**
39900 - Fund Balance Utilization	$ -	$ -	$ -	$ -	$ -	$ -	$ 9,564	$ 9,564	0.00%
Expenses	***$ -***	***$ -***	***$ 9,646***	***$ 1,802***	***$ 4,185***	***$ -***	***$ 10,000***	***$ 10,000***	***0.00%***
Commodities	**$ -**	**$ -**	**$ 9,497**	**$ 1,469**	**$ 4,185**	**$ -**	**$ 5,000**	**$ 5,000**	**0.00%**
60000 - Office Supplies	$ -	$ -	$ 9,497	$ 1,469	$ 4,185	$ -	$ 5,000	$ 5,000	0.00%
Contingency and Other	**$ -**	**$ -**	**$ -**	**$ -**	**$ -**	**$ -**	**$ -**	**$ -**	**0.00%**
89000 - Addition to Fund Balance	$ -	$ -	$ -	$ -	$ -	$ -	$ -	$ -	0.00%
Contractual Services	**$ -**	**$ -**	**$ 149**	**$ 332**	**$ -**	**$ -**	**$ 5,000**	**$ 5,000**	**0.00%**
50150 - Contractual/Consulting Services	$ -	$ -	$ -	$ -	$ -	$ -	$ 5,000	$ 5,000	0.00%
53100 - Conferences and Meetings	$ -	$ -	$ 149	$ 332	$ -	$ -	$ -	$ -	0.00%
230 Child Advocacy Center									
Revenue	***$ 1,580,690***	***$ 1,248,438***	***$ 1,701,499***	***$ 2,017,613***	***$ 2,420,630***	***$ 1,851,192***	***$ 2,465,874***	***$ 2,465,874***	***75.07%***
Interest Revenue	**$ 1,793**	**$ (4,991)**	**$ 35,675**	**$ 35,768**	**$ 29,214**	**$ 16,424**	**$ 20,479**	**$ 20,479**	**80.20%**
38000 - Investment Income	$ 1,793	$ (4,991)	$ 35,675	$ 35,768	$ 29,214	$ 16,424	$ 20,479	$ 20,479	80.20%
Other	**$ -**	**$ 25**	**$ -**	**$ 1,991**	**$ 55**	**$ 25**	**$ -**	**$ -**	**0.00%**
38900 - Miscellaneous Other	$ -	$ 25	$ -	$ 1,991	$ 55	$ 25	$ -	$ -	0.00%
39900 - Fund Balance Utilization	$ -	$ -	$ -	$ -	$ -	$ -	$ -	$ -	0.00%
Reimbursements	**$ 70,000**	**$ 35,000**	**$ 35,000**	**$ -**	**$ 70,000**	**$ -**	**$ 35,000**	**$ 35,000**	**0.00%**
37040 - CAC Invest Salary Reimbursement	$ 70,000	$ 35,000	$ 35,000	$ -	$ 70,000	$ -	$ 35,000	$ 35,000	0.00%
Charges for Services	**$ 468,245**	**$ 479,264**	**$ 481,040**	**$ 502,678**	**$ 525,479**	**$ 289,169**	**$ 500,000**	**$ 500,000**	**57.83%**
35020 - Child Advocacy Center Fees	$ 468,245	$ 479,264	$ 481,040	$ 502,678	$ 525,479	$ 289,169	$ 500,000	$ 500,000	57.83%
Transfers In	**$ 755,144**	**$ 473,140**	**$ 690,656**	**$ 888,556**	**$ 1,064,481**	**$ 1,105,731**	**$ 1,105,731**	**$ 1,105,731**	**100.00%**
39000 - Transfer From Other Funds	$ 755,144	$ -	$ -	$ -	$ -	$ -	$ -	$ -	0.00%
39120 - Transfer from Grand Victoria Casino Elgin Fund 120	$ -	$ 473,140	$ 690,656	$ 888,556	$ 1,064,481	$ 1,105,731	$ 1,105,731	$ 1,105,731	100.00%
Grants	**$ 285,508**	**$ 266,001**	**$ 459,127**	**$ 588,621**	**$ 731,400**	**$ 439,843**	**$ 804,664**	**$ 804,664**	**54.66%**
32000 - Attorney General CAC Grant	$ 17,987	$ 21,928	$ 45,575	$ 9,700	$ 85,975	$ -	$ -	$ -	0.00%
32010 - DCFS- Child Advocacy Cntr Grant	$ 97,590	$ 109,625	$ 271,416	$ 451,771	$ 513,581	$ 135,960	$ -	$ -	0.00%
32076 - CESF Grant	$ 16,000	$ 34,020	$ 2,708	$ -	$ -	$ -	$ -	$ -	0.00%
32715 - Fit For Kids Grant	$ -	$ -	$ -	$ -	$ 3,000	$ -	$ -	$ -	0.00%
33550 - VOCA Grant	$ 153,931	$ 100,428	$ 139,428	$ 127,150	$ 82,605	$ -	$ -	$ -	0.00%
33902 - Grants - State Government	$ -	$ -	$ -	$ -	$ (17,665)	$ 225,601	$ 754,664	$ 754,664	29.89%
33903 - Grants - Federal Government	$ -	$ -	$ -	$ -	$ 63,904	$ 78,283	$ 50,000	$ 50,000	156.57%
Expenses	***$ 1,221,642***	***$ 1,237,132***	***$ 1,681,183***	***$ 2,425,458***	***$ 2,614,257***	***$ 1,005,737***	***$ 2,465,874***	***$ 2,465,874***	***40.79%***
Capital	**$ -**	**$ -**	**$ 16**	**$ 71,097**	**$ -**	**$ -**	**$ -**	**$ -**	**0.00%**
70020 - Computer Software- Capital	$ -	$ -	$ 16	$ -	$ -	$ -	$ -	$ -	0.00%
70070 - Automotive Equipment	$ -	$ -	$ -	$ 71,097	$ -	$ -	$ -	$ -	0.00%
Commodities	**$ 44,946**	**$ 35,928**	**$ 48,700**	**$ 42,747**	**$ 42,854**	**$ 4,143**	**$ 28,990**	**$ 28,990**	**14.29%**
60000 - Office Supplies	$ 751	$ 1,158	$ 443	$ 103	$ 75	$ -	$ 1,000	$ 1,000	0.00%
60010 - Operating Supplies	$ 30,508	$ 2,653	$ 29,114	$ 21,304	$ 23,602	$ 1,122	$ 13,190	$ 13,190	8.51%
60020 - Computer Related Supplies	$ 6,173	$ 4,880	$ -	$ -	$ 1,322	$ -	$ -	$ -	0.00%
60050 - Books and Subscriptions	$ 484	$ 2,904	$ 1,395	$ 983	$ 1,946	$ 439	$ 1,800	$ 1,800	24.37%

Committee Revenue Expense Budget Report - by Account Detail

Through May 31, 2026 (50.0% YTD, 50.00% Payroll Expense through Pay Period Ending 5/23/2026)

***2021, 2022, 2023, 2024, 2025 and 2026 Actual Fiscal Year**

Department / Fund / Account Classification	2021 Actual Amount*	2022 Actual Amount*	2023 Actual Amount*	2024 Actual Amount*	2025 Actual Amount*	2026 Actual Amount*	2026 Amended Budget	2026 Adopted Budget	2026 YTD% Actual/Amended Budget
60060 - Computer Software- Non Capital	$ -	$ 381	$ 5,053	$ 2,636	$ 164	$ 85	$ 1,000	$ 1,000	8.50%
60070 - Computer Hardware- Non Capital	$ -	$ 13,115	$ 1,047	$ 6,508	$ 5,067	$ -	$ 6,000	$ 6,000	0.00%
60290 - Photography Supplies	$ -	$ -	$ -	$ -	$ -	$ -	$ 1,000	$ 1,000	0.00%
63040 - Fuel- Vehicles	$ 1,135	$ 2,928	$ 3,881	$ 2,805	$ 2,059	$ 2,497	$ 2,500	$ 2,500	99.88%
64000 - Telephone	$ 5,895	$ 7,910	$ 7,766	$ 8,408	$ 8,619	$ -	$ 2,500	$ 2,500	0.00%
Contingency and Other	**$ -**	**$ -**	**$ -**	**$ -**	**$ -**	**$ -**	**$ 192,243**	**$ 192,243**	**0.00%**
89000 - Addition to Fund Balance	$ -	$ -	$ -	$ -	$ -	$ -	$ 192,243	$ 192,243	0.00%
Contractual Services	**$ 68,005**	**$ 81,606**	**$ 111,434**	**$ 125,822**	**$ 172,887**	**$ 34,034**	**$ 194,734**	**$ 194,734**	**17.48%**
50150 - Contractual/Consulting Services	$ 1,884	$ 3,546	$ 5,239	$ 6,849	$ 7,053	$ 4,525	$ 7,500	$ 7,500	60.33%
50205 - Examinations	$ -	$ -	$ -	$ -	$ -	$ -	$ 2,500	$ 2,500	0.00%
50240 - Trials and Costs of Hearing	$ 5,915	$ 3,335	$ 5,022	$ 2,393	$ 316	$ -	$ 2,500	$ 2,500	0.00%
50260 - Witness Costs	$ 2,828	$ -	$ 5,790	$ 289	$ 4,931	$ -	$ 7,500	$ 7,500	0.00%
50270 - Court Reporter Costs	$ 225	$ 2,944	$ 3,253	$ 3,485	$ 2,996	$ 1,691	$ 4,000	$ 4,000	42.26%
50620 - Counseling Services	$ 31,300	$ 18,200	$ 30,750	$ 12,300	$ -	$ 4,625	$ 10,000	$ 10,000	46.25%
52140 - Repairs and Maint- Copiers	$ 3,425	$ 3,840	$ 6,034	$ 6,482	$ 7,668	$ 3,332	$ 6,500	$ 6,500	51.26%
52230 - Repairs and Maint- Vehicles	$ 410	$ 2,503	$ 2,052	$ -	$ 404	$ -	$ 2,000	$ 2,000	0.00%
53000 - Liability Insurance	$ 15,928	$ 21,983	$ 29,017	$ 49,431	$ 68,770	$ -	$ 56,992	$ 56,992	0.00%
53020 - Unemployment Claims	$ 503	$ 664	$ 398	$ 795	$ 927	$ -	$ 917	$ 917	0.00%
53060 - General Printing	$ 121	$ -	$ 698	$ 753	$ 623	$ -	$ -	$ -	0.00%
53100 - Conferences and Meetings	$ 3,109	$ 7,992	$ 9,873	$ 30,232	$ 69,267	$ 15,000	$ 73,700	$ 73,700	20.35%
53110 - Employee Training	$ 84	$ 10,001	$ 10,196	$ 9,506	$ 5,021	$ 1,087	$ 15,000	$ 15,000	7.24%
53120 - Employee Mileage Expense	$ 3	$ 34	$ 221	$ (57)	$ -	$ -	$ 500	$ 500	0.00%
53130 - General Association Dues	$ 2,270	$ 6,565	$ 2,890	$ 3,365	$ 4,910	$ 3,775	$ 5,125	$ 5,125	73.66%
Personnel Services- Employee Benefits	**$ 307,249**	**$ 310,787**	**$ 392,193**	**$ 569,369**	**$ 619,301**	**$ 245,096**	**$ 521,974**	**$ 521,974**	**46.96%**
45000 - Healthcare Contribution	$ 151,146	$ 166,410	$ 224,439	$ 336,062	$ 353,733	$ 143,698	$ 272,826	$ 272,826	52.67%
45010 - Dental Contribution	$ 4,332	$ 4,212	$ 6,228	$ 9,506	$ 8,621	$ 3,408	$ 8,072	$ 8,072	42.22%
45100 - FICA/SS Contribution	$ 58,867	$ 59,837	$ 82,967	$ 118,476	$ 131,057	$ 52,954	$ 115,714	$ 115,714	45.76%
45200 - IMRF Contribution	$ 67,921	$ 53,797	$ 56,496	$ 71,312	$ 93,544	$ 45,036	$ 98,917	$ 98,917	45.53%
53010 - Workers Compensation	$ 24,982	$ 26,531	$ 22,062	$ 34,013	$ 32,347	$ -	$ 26,445	$ 26,445	0.00%
Personnel Services- Salaries & Wages	**$ 801,442**	**$ 808,811**	**$ 1,128,842**	**$ 1,616,423**	**$ 1,779,215**	**$ 722,464**	**$ 1,527,933**	**$ 1,527,933**	**47.28%**
40000 - Salaries and Wages	$ 741,300	$ 793,168	$ 1,113,113	$ 1,600,823	$ 1,763,615	$ 714,964	$ 1,512,333	$ 1,512,333	47.28%
40002 - Non-Union Wage Increase	$ -	$ -	$ -	$ -	$ -	$ -	$ -	$ -	0.00%
40003 - Cost of Living Increase	$ -	$ -	$ -	$ -	$ -	$ -	$ -	$ -	0.00%
40004 - Merit Increase	$ -	$ -	$ -	$ -	$ -	$ -	$ -	$ -	0.00%
40040 - Lump Sum Distribution	$ 44,500	$ -	$ -	$ -	$ -	$ -	$ -	$ -	0.00%
40300 - Employee Per Diem	$ 15,643	$ 15,643	$ 15,729	$ 15,600	$ 15,600	$ 7,500	$ 15,600	$ 15,600	48.08%
Transfers Out	**$ -**	**$ -**	**$ -**	**$ -**	**$ -**	**$ -**	**$ -**	**$ -**	**0.00%**
99200 - Transfer to Court Automation Fund 200	$ -	$ -	$ -	$ -	$ -	$ -	$ -	$ -	0.00%

Committee Revenue Expense Budget Report - by Account Detail

Through May 31, 2026 (50.0% YTD, 50.00% Payroll Expense through Pay Period Ending 5/23/2026)

***2021, 2022, 2023, 2024, 2025 and 2026 Actual Fiscal Year**

Department / Fund / Account Classification	2021 Actual Amount*	2022 Actual Amount*	2023 Actual Amount*	2024 Actual Amount*	2025 Actual Amount*	2026 Actual Amount*	2026 Amended Budget	2026 Adopted Budget	2026 YTD% Actual/Amended Budget
231 Equitable Sharing Program									
Revenue	***$ (1)***	***$ (540)***	***$ 5,177***	***$ 2,721***	***$ 2,841***	***$ 720***	***$ 1,413***	***$ 1,413***	***50.95%***
Interest Revenue	**$ (1)**	**$ (540)**	**$ 1,998**	**$ 2,721**	**$ 2,841**	**$ 720**	**$ 1,413**	**$ 1,413**	**50.95%**
38000 - Investment Income	$ (1)	$ (540)	$ 1,998	$ 2,721	$ 2,841	$ 720	$ 1,413	$ 1,413	50.95%
Other	**$ -**	**$ -**	**$ 3,179**	**$ -**	**$ -**	**$ -**	**$ -**	**$ -**	**0.00%**
38600 - DOJ Equitable Sharing Proceeds	$ -	$ -	$ 3,179	$ -	$ -	$ -	$ -	$ -	0.00%
Expenses	***$ -***	***$ -***	***$ -***	***$ -***	***$ -***	***$ -***	***$ 1,413***	***$ 1,413***	***0.00%***
Commodities	**$ -**	**$ -**	**$ -**	**$ -**	**$ -**	**$ -**	**$ -**	**$ -**	**0.00%**
60010 - Operating Supplies	$ -	$ -	$ -	$ -	$ -	$ -	$ -	$ -	0.00%
Contingency and Other	**$ -**	**$ -**	**$ -**	**$ -**	**$ -**	**$ -**	**$ 1,413**	**$ 1,413**	**0.00%**
89000 - Addition to Fund Balance	$ -	$ -	$ -	$ -	$ -	$ -	$ 1,413	$ 1,413	0.00%
Contractual Services	**$ -**	**$ -**	**$ -**	**$ -**	**$ -**	**$ -**	**$ -**	**$ -**	**0.00%**
53110 - Employee Training	$ -	$ -	$ -	$ -	$ -	$ -	$ -	$ -	0.00%
232 State's Atty Records Automation									
Revenue	***$ 26,062***	***$ 19,024***	***$ 25,624***	***$ 25,272***	***$ 22,230***	***$ 9,892***	***$ 17,825***	***$ 17,825***	***55.49%***
Interest Revenue	**$ 52**	**$ (1,265)**	**$ 5,344**	**$ 4,416**	**$ 3,373**	**$ 966**	**$ 2,825**	**$ 2,825**	**34.18%**
38000 - Investment Income	$ 52	$ (1,265)	$ 5,344	$ 4,416	$ 3,373	$ 966	$ 2,825	$ 2,825	34.18%
Other	**$ -**	**$ -**	**$ -**	**$ -**	**$ -**	**$ -**	**$ -**	**$ -**	**0.00%**
39900 - Fund Balance Utilization	$ -	$ -	$ -	$ -	$ -	$ -	$ -	$ -	0.00%
Charges for Services	**$ 21,710**	**$ 20,289**	**$ 20,279**	**$ 20,856**	**$ 18,857**	**$ 8,926**	**$ 15,000**	**$ 15,000**	**59.51%**
35300 - Records Automation Fees	$ 21,710	$ 20,289	$ 20,279	$ 20,856	$ 18,857	$ 8,926	$ 15,000	$ 15,000	59.51%
Transfers In	**$ 4,300**	**$ -**	**$ -**	**$ -**	**$ -**	**$ -**	**$ -**	**$ -**	**0.00%**
39000 - Transfer From Other Funds	$ 4,300	$ -	$ -	$ -	$ -	$ -	$ -	$ -	0.00%
Expenses	***$ 56,610***	***$ 55,725***	***$ 50,043***	***$ 50,447***	***$ 21,805***	***$ -***	***$ 17,825***	***$ 17,825***	***0.00%***
Commodities	**$ 27,023**	**$ 8,621**	**$ -**	**$ -**	**$ -**	**$ -**	**$ -**	**$ -**	**0.00%**
60060 - Computer Software- Non Capital	$ 16,955	$ -	$ -	$ -	$ -	$ -	$ -	$ -	0.00%
60070 - Computer Hardware- Non Capital	$ 10,068	$ 8,621	$ -	$ -	$ -	$ -	$ -	$ -	0.00%
Contingency and Other	**$ -**	**$ -**	**$ -**	**$ -**	**$ -**	**$ -**	**$ 17,825**	**$ 17,825**	**0.00%**
89000 - Addition to Fund Balance	$ -	$ -	$ -	$ -	$ -	$ -	$ 17,825	$ 17,825	0.00%
Contractual Services	**$ 396**	**$ 548**	**$ 1,045**	**$ 1,233**	**$ 1,297**	**$ -**	**$ -**	**$ -**	**0.00%**
53000 - Liability Insurance	$ 383	$ 531	$ 1,030	$ 1,213	$ 1,279	$ -	$ -	$ -	0.00%
53020 - Unemployment Claims	$ 13	$ 17	$ 15	$ 20	$ 18	$ -	$ -	$ -	0.00%
Personnel Services- Employee Benefits	**$ 9,191**	**$ 12,785**	**$ 13,699**	**$ 13,099**	**$ 5,301**	**$ -**	**$ -**	**$ -**	**0.00%**
45000 - Healthcare Contribution	$ 5,422	$ 7,237	$ 8,280	$ 7,676	$ 2,737	$ -	$ -	$ -	0.00%
45010 - Dental Contribution	$ 97	$ 387	$ 400	$ 387	$ 65	$ -	$ -	$ -	0.00%
45100 - FICA/SS Contribution	$ 1,436	$ 2,422	$ 2,525	$ 2,623	$ 1,113	$ -	$ -	$ -	0.00%
45200 - IMRF Contribution	$ 1,635	$ 2,098	$ 1,711	$ 1,578	$ 789	$ -	$ -	$ -	0.00%
53010 - Workers Compensation	$ 601	$ 641	$ 783	$ 835	$ 597	$ -	$ -	$ -	0.00%
Personnel Services- Salaries & Wages	**$ 20,000**	**$ 33,771**	**$ 35,299**	**$ 36,116**	**$ 15,208**	**$ -**	**$ -**	**$ -**	**0.00%**

Committee Revenue Expense Budget Report - by Account Detail

Through May 31, 2026 (50.0% YTD, 50.00% Payroll Expense through Pay Period Ending 5/23/2026)

***2021, 2022, 2023, 2024, 2025 and 2026 Actual Fiscal Year**

Department / Fund / Account Classification	2021 Actual Amount*	2022 Actual Amount*	2023 Actual Amount*	2024 Actual Amount*	2025 Actual Amount*	2026 Actual Amount*	2026 Amended Budget	2026 Adopted Budget	2026 YTD% Actual/Amended Budget
40000 - Salaries and Wages	$ 19,000	$ 33,771	$ 35,299	$ 36,116	$ 15,208	$ -	$ -	$ -	0.00%
40002 - Non-Union Wage Increase	$ -	$ -	$ -	$ -	$ -	$ -	$ -	$ -	0.00%
40003 - Cost of Living Increase	$ -	$ -	$ -	$ -	$ -	$ -	$ -	$ -	0.00%
40004 - Merit Increase	$ -	$ -	$ -	$ -	$ -	$ -	$ -	$ -	0.00%
40040 - Lump Sum Distribution	$ 1,000	$ -	$ -	$ -	$ -	$ -	$ -	$ -	0.00%
233 Bad Check Restitution									
Revenue	***$ 2,278***	***$ (595)***	***$ 2,217***	***$ 2,791***	***$ 2,924***	***$ 741***	***$ 1,413***	***$ 1,413***	***52.43%***
Interest Revenue	**$ (2)**	**$ (595)**	**$ 2,217**	**$ 2,791**	**$ 2,924**	**$ 741**	**$ 1,413**	**$ 1,413**	**52.43%**
38000 - Investment Income	$ (2)	$ (595)	$ 2,217	$ 2,791	$ 2,924	$ 741	$ 1,413	$ 1,413	52.43%
Fines	**$ 2,280**	**$ -**	**$ -**	**$ -**	**$ -**	**$ -**	**$ -**	**$ -**	**0.00%**
36030 - Collection Fines	$ 2,280	$ -	$ -	$ -	$ -	$ -	$ -	$ -	0.00%
Expenses	***$ -***	***$ -***	***$ -***	***$ -***	***$ -***	***$ -***	***$ 1,413***	***$ 1,413***	***0.00%***
Contingency and Other	**$ -**	**$ -**	**$ -**	**$ -**	**$ -**	**$ -**	**$ 1,413**	**$ 1,413**	**0.00%**
89000 - Addition to Fund Balance	$ -	$ -	$ -	$ -	$ -	$ -	$ 1,413	$ 1,413	0.00%
Contractual Services	**$ -**	**$ -**	**$ -**	**$ -**	**$ -**	**$ -**	**$ -**	**$ -**	**0.00%**
50150 - Contractual/Consulting Services	$ -	$ -	$ -	$ -	$ -	$ -	$ -	$ -	0.00%
234 Drug Asset Forfeiture									
Revenue	***$ 53,612***	***$ 30,003***	***$ 18,220***	***$ 301***	***$ 1,039***	***$ 263***	***$ 8,474***	***$ 8,474***	***3.11%***
Interest Revenue	**$ (15)**	**$ (3,380)**	**$ 15,120**	**$ 301**	**$ 1,039**	**$ 263**	**$ 8,474**	**$ 8,474**	**3.11%**
38000 - Investment Income	$ (15)	$ (3,380)	$ 15,120	$ 301	$ 1,039	$ 263	$ 8,474	$ 8,474	3.11%
Other	**$ -**	**$ -**	**$ -**	**$ -**	**$ -**	**$ -**	**$ -**	**$ -**	**0.00%**
39900 - Fund Balance Utilization	$ -	$ -	$ -	$ -	$ -	$ -	$ -	$ -	0.00%
Transfers In	**$ -**	**$ -**	**$ 3,100**	**$ -**	**$ -**	**$ -**	**$ -**	**$ -**	**0.00%**
39000 - Transfer From Other Funds	$ -	$ -	$ 3,100	$ -	$ -	$ -	$ -	$ -	0.00%
Fines	**$ 53,628**	**$ 33,383**	**$ -**	**$ -**	**$ -**	**$ -**	**$ -**	**$ -**	**0.00%**
36020 - Drug Fines	$ 53,628	$ 33,383	$ -	$ -	$ -	$ -	$ -	$ -	0.00%
Expenses	***$ -***	***$ -***	***$ 247,555***	***$ -***	***$ -***	***$ -***	***$ 8,474***	***$ 8,474***	***0.00%***
Contingency and Other	**$ -**	**$ -**	**$ -**	**$ -**	**$ -**	**$ -**	**$ 8,474**	**$ 8,474**	**0.00%**
89000 - Addition to Fund Balance	$ -	$ -	$ -	$ -	$ -	$ -	$ 8,474	$ 8,474	0.00%
Contractual Services	**$ -**	**$ -**	**$ -**	**$ -**	**$ -**	**$ -**	**$ -**	**$ -**	**0.00%**
50150 - Contractual/Consulting Services	$ -	$ -	$ -	$ -	$ -	$ -	$ -	$ -	0.00%
Transfers Out	**$ -**	**$ -**	**$ 247,555**	**$ -**	**$ -**	**$ -**	**$ -**	**$ -**	**0.00%**
99221 - Transfer to Drug Prosecution Fund 221	$ -	$ -	$ 247,555	$ -	$ -	$ -	$ -	$ -	0.00%
235 State's Attorney Employee Events									
Revenue	***$ 57***	***$ (20)***	***$ 76***	***$ 95***	***$ 100***	***$ 25***	***$ 39***	***$ 39***	***64.79%***
Interest Revenue	**$ (0)**	**$ (20)**	**$ 76**	**$ 95**	**$ 100**	**$ 25**	**$ 39**	**$ 39**	**64.79%**
38000 - Investment Income	$ (0)	$ (20)	$ 76	$ 95	$ 100	$ 25	$ 39	$ 39	64.79%
Other	**$ 57**	**$ -**	**$ -**	**$ -**	**$ -**	**$ -**	**$ -**	**$ -**	**0.00%**
38900 - Miscellaneous Other	$ 57	$ -	$ -	$ -	$ -	$ -	$ -	$ -	0.00%
Reimbursements	**$ -**	**$ -**	**$ -**	**$ -**	**$ -**	**$ -**	**$ -**	**$ -**	**0.00%**
37900 - Miscellaneous Reimbursement	$ -	$ -	$ -	$ -	$ -	$ -	$ -	$ -	0.00%

Committee Revenue Expense Budget Report - by Account Detail

Through May 31, 2026 (50.0% YTD, 50.00% Payroll Expense through Pay Period Ending 5/23/2026)

***2021, 2022, 2023, 2024, 2025 and 2026 Actual Fiscal Year**

Department / Fund / Account Classification	2021 Actual Amount*	2022 Actual Amount*	2023 Actual Amount*	2024 Actual Amount*	2025 Actual Amount*	2026 Actual Amount*	2026 Amended Budget	2026 Adopted Budget	2026 YTD% Actual/Amended Budget
Expenses	***$ -***	***$ -***	***$ -***	***$ -***	***$ -***	***$ -***	***$ 39***	***$ 39***	***0.00%***
Commodities	**$ -**	**$ -**	**$ -**	**$ -**	**$ -**	**$ -**	**$ -**	**$ -**	**0.00%**
60010 - Operating Supplies	$ -	$ -	$ -	$ -	$ -	$ -	$ -	$ -	0.00%
Contingency and Other	**$ -**	**$ -**	**$ -**	**$ -**	**$ -**	**$ -**	**$ 39**	**$ 39**	**0.00%**
89000 - Addition to Fund Balance	$ -	$ -	$ -	$ -	$ -	$ -	$ 39	$ 39	0.00%
236 Child Advocacy Advisory Board									
Revenue	***$ 601***	***$ (370)***	***$ 1,377***	***$ 1,734***	***$ 1,730***	***$ 459***	***$ 707***	***$ 707***	***64.95%***
Interest Revenue	**$ 1**	**$ (370)**	**$ 1,377**	**$ 1,734**	**$ 1,730**	**$ 459**	**$ 707**	**$ 707**	**64.95%**
38000 - Investment Income	$ 1	$ (370)	$ 1,377	$ 1,734	$ 1,730	$ 459	$ 707	$ 707	64.95%
Other	**$ 600**	**$ -**	**$ -**	**$ -**	**$ -**	**$ -**	**$ -**	**$ -**	**0.00%**
38520 - General Donations	$ 600	$ -	$ -	$ -	$ -	$ -	$ -	$ -	0.00%
Expenses	***$ -***	***$ -***	***$ -***	***$ -***	***$ -***	***$ -***	***$ 707***	***$ 707***	***0.00%***

Committee Revenue Expense Budget Report - by Account Detail

Through May 31, 2026 (50.0% YTD, 50.00% Payroll Expense through Pay Period Ending 5/23/2026)

***2021, 2022, 2023, 2024, 2025 and 2026 Actual Fiscal Year**

Department / Fund / Account Classification	2021 Actual Amount*	2022 Actual Amount*	2023 Actual Amount*	2024 Actual Amount*	2025 Actual Amount*	2026 Actual Amount*	2026 Amended Budget	2026 Adopted Budget	2026 YTD% Actual/Amended Budget
Commodities	**$ -**	**$ -**	**$ -**	**$ -**	**$ -**	**$ -**	**$ -**	**$ -**	**0.00%**
60010 - Operating Supplies	$ -	$ -	$ -	$ -	$ -	$ -	$ -	$ -	0.00%
Contingency and Other	**$ -**	**$ -**	**$ -**	**$ -**	**$ -**	**$ -**	**$ 707**	**$ 707**	**0.00%**
89000 - Addition to Fund Balance	$ -	$ -	$ -	$ -	$ -	$ -	$ 707	$ 707	0.00%
237 Money Laundering - State's Atty									
Revenue	***$ 754***	***$ (3,208)***	***$ 23,787***	***$ 261,378***	***$ 29,209***	***$ 6,222***	***$ 168,313***	***$ 168,313***	***3.70%***
Interest Revenue	**$ (20)**	**$ (3,208)**	**$ 11,949**	**$ 21,936**	**$ 29,209**	**$ 6,222**	**$ 7,062**	**$ 7,062**	**88.11%**
38000 - Investment Income	$ (20)	$ (3,208)	$ 11,949	$ 21,936	$ 29,209	$ 6,222	$ 7,062	$ 7,062	88.11%
Other	**$ -**	**$ -**	**$ -**	**$ -**	**$ -**	**$ -**	**$ 161,251**	**$ 161,251**	**0.00%**
39900 - Fund Balance Utilization	$ -	$ -	$ -	$ -	$ -	$ -	$ 161,251	$ 161,251	0.00%
Transfers In	**$ -**	**$ -**	**$ 9,200**	**$ -**	**$ -**	**$ -**	**$ -**	**$ -**	**0.00%**
39000 - Transfer From Other Funds	$ -	$ -	$ 9,200	$ -	$ -	$ -	$ -	$ -	0.00%
Fines	**$ 775**	**$ -**	**$ 2,638**	**$ 239,442**	**$ -**	**$ -**	**$ -**	**$ -**	**0.00%**
36020 - Drug Fines	$ 775	$ -	$ 2,638	$ -	$ -	$ -	$ -	$ -	0.00%
36025 - Forfeited Funds	$ -	$ -	$ -	$ 239,442	$ -	$ -	$ -	$ -	0.00%
Expenses	***$ -***	***$ -***	***$ -***	***$ 9,200***	***$ -***	***$ 96,905***	***$ 168,313***	***$ 168,313***	***57.57%***
Commodities	**$ -**	**$ -**	**$ -**	**$ -**	**$ -**	**$ 41,905**	**$ 108,313**	**$ 108,313**	**38.69%**
60010 - Operating Supplies	$ -	$ -	$ -	$ -	$ -	$ -	$ -	$ -	0.00%
60050 - Books and Subscriptions	$ -	$ -	$ -	$ -	$ -	$ 41,905	$ 108,313	$ 108,313	38.69%
Contingency and Other	**$ -**	**$ -**	**$ -**	**$ -**	**$ -**	**$ -**	**$ -**	**$ -**	**0.00%**
89000 - Addition to Fund Balance	$ -	$ -	$ -	$ -	$ -	$ -	$ -	$ -	0.00%
Contractual Services	**$ -**	**$ -**	**$ -**	**$ 9,200**	**$ -**	**$ 55,000**	**$ 60,000**	**$ 60,000**	**91.67%**
50150 - Contractual/Consulting Services	$ -	$ -	$ -	$ 9,200	$ -	$ 55,000	$ 60,000	$ 60,000	91.67%
53100 - Conferences and Meetings	$ -	$ -	$ -	$ -	$ -	$ -	$ -	$ -	0.00%
490 Kane County Law Enforcement									
Revenue	***$ 19,050***	***$ 2,414***	***$ 57,687***	***$ 54,289***	***$ 48,512***	***$ 18,437***	***$ 67,242***	***$ 67,242***	***27.42%***
Interest Revenue	**$ (35)**	**$ (2,216)**	**$ 9,793**	**$ 11,490**	**$ 12,380**	**$ 2,667**	**$ 5,650**	**$ 5,650**	**47.21%**
38000 - Investment Income	$ (35)	$ (2,216)	$ 9,793	$ 11,490	$ 12,380	$ 2,667	$ 5,650	$ 5,650	47.21%
Other	**$ -**	**$ -**	**$ -**	**$ -**	**$ -**	**$ -**	**$ 31,592**	**$ 31,592**	**0.00%**
39900 - Fund Balance Utilization	$ -	$ -	$ -	$ -	$ -	$ -	$ 31,592	$ 31,592	0.00%
Transfers In	**$ 10,774**	**$ 2,026**	**$ -**	**$ -**	**$ -**	**$ -**	**$ -**	**$ -**	**0.00%**
39000 - Transfer From Other Funds	$ 10,774	$ 2,026	$ -	$ -	$ -	$ -	$ -	$ -	0.00%
Fines	**$ 8,311**	**$ 2,604**	**$ 47,894**	**$ 42,799**	**$ 36,131**	**$ 15,769**	**$ 30,000**	**$ 30,000**	**52.56%**
36050 - DUI Fines	$ 8,311	$ 2,604	$ 47,894	$ 42,799	$ 36,131	$ 15,769	$ 30,000	$ 30,000	52.56%

Committee Revenue Expense Budget Report - by Account Detail

Through May 31, 2026 (50.0% YTD, 50.00% Payroll Expense through Pay Period Ending 5/23/2026)

***2021, 2022, 2023, 2024, 2025 and 2026 Actual Fiscal Year**

Department / Fund / Account Classification	2021 Actual Amount*	2022 Actual Amount*	2023 Actual Amount*	2024 Actual Amount*	2025 Actual Amount*	2026 Actual Amount*	2026 Amended Budget	2026 Adopted Budget	2026 YTD% Actual/Amended Budget
Expenses	***$ 10,774***	***$ 51,304***	***$ 76,319***	***$ 12,118***	***$ 61,758***	***$ 37,043***	***$ 67,242***	***$ 67,242***	***55.09%***
Contingency and Other	**$ -**	**$ -**	**$ -**	**$ -**	**$ -**	**$ -**	**$ -**	**$ -**	**0.00%**
89000 - Addition to Fund Balance	$ -	$ -	$ -	$ -	$ -	$ -	$ -	$ -	0.00%
Contractual Services	**$ 8,840**	**$ 39,413**	**$ 66,834**	**$ 4,972**	**$ 44,647**	**$ 31,876**	**$ 50,547**	**$ 50,547**	**63.06%**
50150 - Contractual/Consulting Services	$ 8,840	$ 39,413	$ 66,834	$ 4,972	$ 44,308	$ 31,876	$ 50,000	$ 50,000	63.75%
53000 - Liability Insurance	$ -	$ -	$ -	$ -	$ 334	$ -	$ 538	$ 538	0.00%
53020 - Unemployment Claims	$ -	$ -	$ -	$ -	$ 5	$ -	$ 9	$ 9	0.00%
Personnel Services- Employee Benefits	**$ 134**	**$ 829**	**$ 672**	**$ 508**	**$ 1,361**	**$ 367**	**$ 2,294**	**$ 2,294**	**16.01%**
45100 - FICA/SS Contribution	$ 134	$ 829	$ 672	$ 508	$ 1,205	$ 367	$ 1,102	$ 1,102	33.32%
45200 - IMRF Contribution	$ -	$ -	$ -	$ -	$ -	$ -	$ 942	$ 942	0.00%
53010 - Workers Compensation	$ -	$ -	$ -	$ -	$ 156	$ -	$ 250	$ 250	0.00%
Personnel Services- Salaries & Wages	**$ 1,800**	**$ 11,063**	**$ 8,813**	**$ 6,638**	**$ 15,750**	**$ 4,800**	**$ 14,401**	**$ 14,401**	**33.33%**
40000 - Salaries and Wages	$ 1,800	$ 11,063	$ 8,813	$ 6,638	$ 15,750	$ 4,800	$ 14,401	$ 14,401	33.33%
360 Public Defender									
001 General Fund									
Revenue	***$ 183,412***	***$ 138,528***	***$ 134,981***	***$ 133,389***	***$ 128,856***	***$ 57,159***	***$ 193,174***	***$ 193,174***	***29.59%***
Reimbursements	**$ 135,161**	**$ 134,964**	**$ 132,597**	**$ 126,710**	**$ 128,314**	**$ 56,822**	**$ 139,582**	**$ 139,582**	**40.71%**
37050 - Public Def Salary Reimbursement	$ 108,484	$ 111,379	$ 114,977	$ 120,306	$ 125,908	$ 54,826	$ 131,582	$ 131,582	41.67%
37610 - SVP Reimbursement	$ 26,677	$ 23,584	$ 17,620	$ 6,405	$ 2,406	$ 1,996	$ 8,000	$ 8,000	24.95%
37900 - Miscellaneous Reimbursement	$ -	$ -	$ -	$ -	$ -	$ -	$ -	$ -	0.00%
Charges for Services	**$ 6,834**	**$ 3,564**	**$ 2,384**	**$ 1,493**	**$ 542**	**$ 337**	**$ 2,500**	**$ 2,500**	**13.48%**
34790 - Public Defender Fees	$ 6,834	$ 3,564	$ 2,384	$ 1,493	$ 542	$ 337	$ 2,500	$ 2,500	13.48%
Transfers In	**$ 41,417**	**$ -**	**$ -**	**$ 5,185**	**$ -**	**$ -**	**$ -**	**$ -**	**0.00%**
39000 - Transfer From Other Funds	$ 41,417	$ -	$ -	$ -	$ -	$ -	$ -	$ -	0.00%
39279 - Transfer from DUI Court Fund 279	$ -	$ -	$ -	$ 5,185	$ -	$ -	$ -	$ -	0.00%
Grants	**$ -**	**$ -**	**$ -**	**$ -**	**$ -**	**$ -**	**$ 51,092**	**$ 51,092**	**0.00%**
33902 - Grants - State Government	$ -	$ -	$ -	$ -	$ -	$ -	$ 51,092	$ 51,092	0.00%
Expenses	***$ 4,048,817***	***$ 4,277,371***	***$ 4,463,657***	***$ 4,513,737***	***$ 4,817,795***	***$ 2,305,157***	***$ 5,100,236***	***$ 4,692,936***	***45.20%***
Commodities	**$ 70,341**	**$ 68,019**	**$ 74,115**	**$ 76,455**	**$ 78,049**	**$ 35,028**	**$ 89,130**	**$ -**	**39.30%**
60000 - Office Supplies	$ 8,128	$ 3,659	$ 5,250	$ 6,171	$ 8,170	$ 2,043	$ 8,000	$ -	25.54%
60020 - Computer Related Supplies	$ 130	$ -	$ -	$ -	$ -	$ -	$ -	$ -	0.00%
60050 - Books and Subscriptions	$ 62,083	$ 64,360	$ 68,865	$ 70,284	$ 69,879	$ 32,985	$ 81,130	$ -	40.66%
Contingency and Other	**$ -**	**$ -**	**$ -**	**$ -**	**$ -**	**$ -**	**$ -**	**$ 4,692,936**	**0.00%**
85000 - Allowance for Budget Expense	$ -	$ -	$ -	$ -	$ -	$ -	$ -	$ 4,692,936	0.00%
89000 - Addition to Fund Balance	$ -	$ -	$ -	$ -	$ -	$ -	$ -	$ -	0.00%
Contractual Services	**$ 60,619**	**$ 43,071**	**$ 75,251**	**$ 52,966**	**$ 72,851**	**$ 31,116**	**$ 102,850**	**$ -**	**30.25%**
50240 - Trials and Costs of Hearing	$ 30,494	$ 14,887	$ 43,335	$ 17,856	$ 37,107	$ 3,232	$ 45,000	$ -	7.18%
52130 - Repairs and Maint- Computers	$ 520	$ -	$ -	$ -	$ -	$ -	$ -	$ -	0.00%
52140 - Repairs and Maint- Copiers	$ 1,549	$ 2,137	$ 380	$ 453	$ 720	$ 310	$ 2,250	$ -	13.79%
53100 - Conferences and Meetings	$ -	$ -	$ 528	$ 458	$ -	$ -	$ -	$ -	0.00%
53110 - Employee Training	$ 1,477	$ 2,049	$ 6,143	$ 19,387	$ 11,425	$ 13,619	$ 20,000	$ -	68.09%
53120 - Employee Mileage Expense	$ 505	$ 1,759	$ 1,872	$ 1,506	$ 847	$ 394	$ 4,500	$ -	8.76%

Committee Revenue Expense Budget Report - by Account Detail

Through May 31, 2026 (50.0% YTD, 50.00% Payroll Expense through Pay Period Ending 5/23/2026)

***2021, 2022, 2023, 2024, 2025 and 2026 Actual Fiscal Year**

Department / Fund / Account Classification	2021 Actual Amount*	2022 Actual Amount*	2023 Actual Amount*	2024 Actual Amount*	2025 Actual Amount*	2026 Actual Amount*	2026 Amended Budget	2026 Adopted Budget	2026 YTD% Actual/Amended Budget
53140 - Attorney Association Dues	$ 18,306	$ 16,489	$ 17,683	$ 5,121	$ 17,420	$ 13,475	$ 23,100	$ -	58.33%
55000 - Miscellaneous Contractual Exp	$ 7,768	$ 5,751	$ 5,309	$ 8,186	$ 5,333	$ 85	$ 8,000	$ -	1.06%
Personnel Services- Employee Benefits	**$ 599,323**	**$ 658,473**	**$ 727,082**	**$ 726,552**	**$ -**	**$ -**	**$ -**	**$ -**	**0.00%**
45000 - Healthcare Contribution	$ 579,952	$ 640,401	$ 709,606	$ 707,088	$ -	$ -	$ -	$ -	0.00%
45010 - Dental Contribution	$ 19,371	$ 18,072	$ 17,476	$ 19,464	$ -	$ -	$ -	$ -	0.00%
45100 - FICA/SS Contribution	$ -	$ -	$ -	$ -	$ -	$ -	$ -	$ -	0.00%
45200 - IMRF Contribution	$ -	$ -	$ -	$ -	$ -	$ -	$ -	$ -	0.00%
53010 - Workers Compensation	$ -	$ -	$ -	$ -	$ -	$ -	$ -	$ -	0.00%
Personnel Services- Salaries & Wages	**$ 3,318,534**	**$ 3,507,808**	**$ 3,587,209**	**$ 4,384,316**	**$ 4,666,895**	**$ 2,239,013**	**$ 4,908,256**	**$ -**	**45.62%**
40000 - Salaries and Wages	$ 3,209,777	$ 3,484,151	$ 3,556,138	$ 4,321,866	$ 4,587,895	$ 2,201,813	$ 4,827,656	$ -	45.61%
40002 - Non-Union Wage Increase	$ -	$ -	$ -	$ -	$ -	$ -	$ -	$ -	0.00%
40003 - Cost of Living Increase	$ -	$ -	$ -	$ -	$ -	$ -	$ -	$ -	0.00%
40005 - New Position Budget Moved to Contingency	$ -	$ -	$ -	$ -	$ -	$ -	$ -	$ -	0.00%
40007 - Equity Study Adjustments	$ -	$ -	$ -	$ -	$ -	$ -	$ -	$ -	0.00%
40040 - Lump Sum Distribution	$ 85,500	$ -	$ -	$ -	$ -	$ -	$ -	$ -	0.00%
40310 - Bond Call	$ 23,257	$ 23,657	$ 31,071	$ 62,450	$ 79,000	$ 37,200	$ 80,600	$ -	46.15%
Services	**$ -**	**$ -**	**$ -**	**$ (726,552)**	**$ -**	**$ -**	**$ -**	**$ -**	**0.00%**
45005 - Healthcare Contribution Contra Account	$ -	$ -	$ -	$ (707,088)	$ -	$ -	$ -	$ -	0.00%
45015 - Dental Insurance Contra Account	$ -	$ -	$ -	$ (19,464)	$ -	$ -	$ -	$ -	0.00%
45105 - FICA/SS Contribution Contra Account	$ -	$ -	$ -	$ -	$ -	$ -	$ -	$ -	0.00%
45205 - IMRF Contribution Contra Account	$ -	$ -	$ -	$ -	$ -	$ -	$ -	$ -	0.00%
53015 - Worker's Comp Contra Account	$ -	$ -	$ -	$ -	$ -	$ -	$ -	$ -	0.00%
243 Public Defender Special Fund									
Revenue	***$ -***	***$ -***	***$ -***	***$ 212,858***	***$ 117,901***	***$ 2,759***	***$ 107,802***	***$ 107,802***	***2.56%***
Interest Revenue	**$ -**	**$ -**	**$ -**	**$ 4,563**	**$ 10,516**	**$ 2,759**	**$ 3,604**	**$ 3,604**	**76.56%**
38000 - Investment Income	$ -	$ -	$ -	$ 4,563	$ 10,516	$ 2,759	$ 3,604	$ 3,604	76.56%
Grants	**$ -**	**$ -**	**$ -**	**$ 208,295**	**$ 107,385**	**$ -**	**$ 104,198**	**$ 104,198**	**0.00%**
33701 - Pub Defender IL Supreme Court Allocation	$ -	$ -	$ -	$ 208,295	$ 107,385	$ -	$ -	$ -	0.00%
33902 - Grants - State Government	$ -	$ -	$ -	$ -	$ -	$ -	$ 104,198	$ 104,198	0.00%
Expenses	***$ -***	***$ -***	***$ -***	***$ 26,001***	***$ 67,281***	***$ 35,505***	***$ 107,802***	***$ 107,802***	***32.94%***
Commodities	**$ -**	**$ -**	**$ -**	**$ 24,878**	**$ 67,281**	**$ 35,505**	**$ -**	**$ -**	**0.00%**
60000 - Office Supplies	$ -	$ -	$ -	$ -	$ 799	$ -	$ -	$ -	0.00%
60010 - Operating Supplies	$ -	$ -	$ -	$ 966	$ 32,242	$ 35,505	$ -	$ -	0.00%
60055 - Office Equipment - Non Capital	$ -	$ -	$ -	$ 23,913	$ 34,240	$ -	$ -	$ -	0.00%
Contingency and Other	**$ -**	**$ -**	**$ -**	**$ -**	**$ -**	**$ -**	**$ 107,802**	**$ 107,802**	**0.00%**
89000 - Addition to Fund Balance	$ -	$ -	$ -	$ -	$ -	$ -	$ 107,802	$ 107,802	0.00%
Contractual Services	**$ -**	**$ -**	**$ -**	**$ 1,123**	**$ -**	**$ -**	**$ -**	**$ -**	**0.00%**
53100 - Conferences and Meetings	$ -	$ -	$ -	$ 1,123	$ -	$ -	$ -	$ -	0.00%

Committee Revenue Expense Budget Report - by Account Detail

Through May 31, 2026 (50.0% YTD, 50.00% Payroll Expense through Pay Period Ending 5/23/2026)

***2021, 2022, 2023, 2024, 2025 and 2026 Actual Fiscal Year**

Department / Fund / Account Classification	2021 Actual Amount*	2022 Actual Amount*	2023 Actual Amount*	2024 Actual Amount*	2025 Actual Amount*	2026 Actual Amount*	2026 Amended Budget	2026 Adopted Budget	2026 YTD% Actual/Amended Budget
244 Public Defender Rec Automation									
Revenue	***$ 9,126***	***$ 9,770***	***$ 11,556***	***$ 12,910***	***$ 12,686***	***$ 5,487***	***$ 1,707***	***$ 1,707***	***321.45%***
Interest Revenue	**$ (2)**	**$ (366)**	**$ 1,227**	**$ 2,350**	**$ 3,139**	**$ 874**	**$ 707**	**$ 707**	**123.60%**
38000 - Investment Income	$ (2)	$ (366)	$ 1,227	$ 2,350	$ 3,139	$ 874	$ 707	$ 707	123.60%
Charges for Services	**$ 9,129**	**$ 10,136**	**$ 10,329**	**$ 10,561**	**$ 9,546**	**$ 4,613**	**$ 1,000**	**$ 1,000**	**461.34%**
35300 - Records Automation Fees	$ 9,129	$ 10,136	$ 10,329	$ 10,561	$ 9,546	$ 4,613	$ 1,000	$ 1,000	461.34%
Expenses	***$ -***	***$ -***	***$ -***	***$ -***	***$ -***	***$ -***	***$ 1,707***	***$ 1,707***	***0.00%***
Contingency and Other	**$ -**	**$ -**	**$ -**	**$ -**	**$ -**	**$ -**	**$ 707**	**$ 707**	**0.00%**
89000 - Addition to Fund Balance	$ -	$ -	$ -	$ -	$ -	$ -	$ 707	$ 707	0.00%
Contractual Services	**$ -**	**$ -**	**$ -**	**$ -**	**$ -**	**$ -**	**$ 1,000**	**$ 1,000**	**0.00%**
50150 - Contractual/Consulting Services	$ -	$ -	$ -	$ -	$ -	$ -	$ 1,000	$ 1,000	0.00%
370 Law Library									
250 Law Library									
Revenue	***$ 303,674***	***$ 281,451***	***$ 318,823***	***$ 329,036***	***$ 332,035***	***$ 183,546***	***$ 371,827***	***$ 371,827***	***49.36%***
Interest Revenue	**$ (77)**	**$ (2,733)**	**$ 10,173**	**$ 13,686**	**$ 12,404**	**$ 3,411**	**$ 5,650**	**$ 5,650**	**60.38%**
38000 - Investment Income	$ (77)	$ (2,733)	$ 10,173	$ 13,686	$ 12,404	$ 3,411	$ 5,650	$ 5,650	60.38%
Other	**$ 15,737**	**$ 10,675**	**$ 30,000**	**$ 20,408**	**$ 1,519**	**$ -**	**$ 32,306**	**$ 32,306**	**0.00%**
35080 - Law Library Donations	$ 690	$ 675	$ -	$ 58	$ 19	$ -	$ 500	$ 500	0.00%
38900 - Miscellaneous Other	$ 15,046	$ 10,000	$ 30,000	$ 20,350	$ 1,500	$ -	$ 30,000	$ 30,000	0.00%
39900 - Fund Balance Utilization	$ -	$ -	$ -	$ -	$ -	$ -	$ 1,806	$ 1,806	0.00%
Reimbursements	**$ 120**	**$ 755**	**$ -**	**$ 158**	**$ 338**	**$ 64**	**$ -**	**$ -**	**0.00%**
37900 - Miscellaneous Reimbursement	$ 120	$ 755	$ -	$ 158	$ 338	$ 64	$ -	$ -	0.00%
Charges for Services	**$ 258,394**	**$ 272,753**	**$ 278,649**	**$ 294,783**	**$ 317,773**	**$ 180,070**	**$ 333,871**	**$ 333,871**	**53.93%**
34275 - Conference Room Fees	$ -	$ 30	$ -	$ 30	$ -	$ -	$ 10	$ 10	0.00%
34280 - Photocopy Fees	$ 241	$ 220	$ -	$ 6	$ 21	$ 423	$ 180	$ 180	235.00%
34290 - Invoicing Fees	$ -	$ -	$ -	$ -	$ -	$ -	$ 10	$ 10	0.00%
34300 - Document Delivery Fees	$ 20	$ 5	$ -	$ -	$ -	$ -	$ 10	$ 10	0.00%
34310 - Faxing Fees	$ 15	$ 1	$ -	$ -	$ -	$ -	$ -	$ -	0.00%
34320 - Boy Scout Law Merit Badge Fees	$ -	$ -	$ -	$ -	$ -	$ -	$ 450	$ 450	0.00%
34330 - Law Library Fees	$ 257,371	$ 271,990	$ 277,093	$ 292,398	$ 316,977	$ 179,297	$ 332,556	$ 332,556	53.91%
34340 - Computer Printout Fees	$ -	$ 466	$ 1,556	$ 730	$ 617	$ 351	$ 645	$ 645	54.36%
35900 - Miscellaneous Fees	$ 747	$ 41	$ -	$ 1,619	$ 159	$ -	$ 10	$ 10	0.00%
Transfers In	**$ 29,500**	**$ -**	**$ -**	**$ -**	**$ -**	**$ -**	**$ -**	**$ -**	**0.00%**
39000 - Transfer From Other Funds	$ 29,500	$ -	$ -	$ -	$ -	$ -	$ -	$ -	0.00%
Fines	**$ -**	**$ 1**	**$ -**	**$ -**	**$ -**	**$ -**	**$ -**	**$ -**	**0.00%**
36110 - Overdue Item Fines	$ -	$ 1	$ -	$ -	$ -	$ -	$ -	$ -	0.00%
Expenses	***$ 309,937***	***$ 331,129***	***$ 225,900***	***$ 457,006***	***$ 273,525***	***$ 144,868***	***$ 371,827***	***$ 371,827***	***38.96%***
Capital	**$ -**	**$ -**	**$ 141**	**$ -**	**$ -**	**$ -**	**$ 2,000**	**$ 2,000**	**0.00%**
70000 - Computers	$ -	$ -	$ -	$ -	$ -	$ -	$ -	$ -	0.00%
70050 - Printers	$ -	$ -	$ -	$ -	$ -	$ -	$ 2,000	$ 2,000	0.00%
70080 - Office Furniture	$ -	$ -	$ -	$ -	$ -	$ -	$ -	$ -	0.00%
70100 - Copiers	$ -	$ -	$ 141	$ -	$ -	$ -	$ -	$ -	0.00%
Commodities	**$ 110,805**	**$ 147,454**	**$ 75,407**	**$ 300,112**	**$ 113,609**	**$ 69,550**	**$ 195,262**	**$ 195,262**	**35.62%**
60000 - Office Supplies	$ 2,554	$ 5,189	$ 4,684	$ 2,373	$ 1,259	$ 440	$ 800	$ 800	54.98%

Committee Revenue Expense Budget Report - by Account Detail

Through May 31, 2026 (50.0% YTD, 50.00% Payroll Expense through Pay Period Ending 5/23/2026)

***2021, 2022, 2023, 2024, 2025 and 2026 Actual Fiscal Year**

Department / Fund / Account Classification	2021 Actual Amount*	2022 Actual Amount*	2023 Actual Amount*	2024 Actual Amount*	2025 Actual Amount*	2026 Actual Amount*	2026 Amended Budget	2026 Adopted Budget	2026 YTD% Actual/Amended Budget
60010 - Operating Supplies	$ 31	$ 1,135	$ 424	$ 2,466	$ 1,331	$ -	$ 16,400	$ 16,400	0.00%
60020 - Computer Related Supplies	$ 10,294	$ 6,310	$ 6,930	$ 10,271	$ 8,721	$ 6,631	$ 7,430	$ 7,430	89.24%
60040 - Postage	$ -	$ 32	$ -	$ 42	$ 818	$ 87	$ 300	$ 300	28.84%
60050 - Books and Subscriptions	$ 96,144	$ 132,948	$ 57,085	$ 281,937	$ 99,924	$ 61,935	$ 168,077	$ 168,077	36.85%
60230 - Food	$ -	$ 386	$ 1,147	$ 1,865	$ 401	$ 458	$ 956	$ 956	47.96%
60265 - Public Health Commodities - Coronavirus	$ -	$ -	$ -	$ -	$ -	$ -	$ -	$ -	0.00%
60460 - Subscription Databases	$ -	$ -	$ 4,005	$ -	$ -	$ -	$ -	$ -	0.00%
64000 - Telephone	$ 1,214	$ 1,453	$ 849	$ 594	$ 625	$ -	$ 699	$ 699	0.00%
64010 - Cellular Phone	$ 568	$ -	$ 282	$ 566	$ 531	$ -	$ 600	$ 600	0.00%
Contingency and Other	**$ -**	**$ -**	**$ -**	**$ -**	**$ -**	**$ -**	**$ -**	**$ -**	**0.00%**
89000 - Addition to Fund Balance	$ -	$ -	$ -	$ -	$ -	$ -	$ -	$ -	0.00%
Contractual Services	**$ 24,220**	**$ 27,579**	**$ 24,823**	**$ 31,569**	**$ 27,327**	**$ 9,380**	**$ 38,211**	**$ 38,211**	**24.55%**
50590 - Professional Services	$ -	$ 1,338	$ 10,386	$ 10,456	$ 9,362	$ 2,639	$ 12,000	$ 12,000	21.99%
52140 - Repairs and Maint- Copiers	$ 4,736	$ 3,613	$ 1,569	$ 2,916	$ 3,106	$ 648	$ 3,000	$ 3,000	21.61%
53000 - Liability Insurance	$ 2,501	$ 3,130	$ 4,239	$ 2,808	$ 3,560	$ -	$ 3,737	$ 3,737	0.00%
53020 - Unemployment Claims	$ 79	$ 95	$ 59	$ 46	$ 48	$ -	$ 61	$ 61	0.00%
53100 - Conferences and Meetings	$ 348	$ 414	$ 2,349	$ -	$ 205	$ 445	$ 5,000	$ 5,000	8.90%
53110 - Employee Training	$ -	$ -	$ -	$ -	$ -	$ 25	$ -	$ -	0.00%
53120 - Employee Mileage Expense	$ 577	$ 925	$ 736	$ 1,070	$ 983	$ 158	$ 1,200	$ 1,200	13.14%
53130 - General Association Dues	$ 896	$ 905	$ 929	$ 649	$ 575	$ 425	$ 1,165	$ 1,165	36.48%
55000 - Miscellaneous Contractual Exp	$ 15,083	$ 17,159	$ 4,557	$ 13,623	$ 9,489	$ 5,040	$ 12,048	$ 12,048	41.83%
Personnel Services- Employee Benefits	**$ 41,381**	**$ 34,608**	**$ 26,163**	**$ 25,029**	**$ 27,052**	**$ 12,991**	**$ 29,206**	**$ 29,206**	**44.48%**
45000 - Healthcare Contribution	$ 15,867	$ 14,436	$ 11,165	$ 11,448	$ 12,329	$ 6,183	$ 12,367	$ 12,367	50.00%
45010 - Dental Contribution	$ 512	$ 405	$ 256	$ 275	$ 276	$ 138	$ 276	$ 276	49.91%
45100 - FICA/SS Contribution	$ 9,818	$ 8,463	$ 6,862	$ 7,107	$ 7,470	$ 3,607	$ 7,959	$ 7,959	45.32%
45200 - IMRF Contribution	$ 11,261	$ 7,526	$ 4,657	$ 4,267	$ 5,316	$ 3,063	$ 6,803	$ 6,803	45.03%
53010 - Workers Compensation	$ 3,923	$ 3,778	$ 3,223	$ 1,932	$ 1,661	$ -	$ 1,801	$ 1,801	0.00%
Personnel Services- Salaries & Wages	**$ 133,531**	**$ 115,903**	**$ 93,539**	**$ 97,326**	**$ 102,634**	**$ 49,817**	**$ 104,019**	**$ 104,019**	**47.89%**
40000 - Salaries and Wages	$ 133,531	$ 115,903	$ 93,539	$ 97,326	$ 102,634	$ 49,817	$ 104,019	$ 104,019	47.89%
40002 - Non-Union Wage Increase	$ -	$ -	$ -	$ -	$ -	$ -	$ -	$ -	0.00%
40003 - Cost of Living Increase	$ -	$ -	$ -	$ -	$ -	$ -	$ -	$ -	0.00%
Transfers Out	**$ -**	**$ 5,585**	**$ 5,826**	**$ 2,971**	**$ 2,903**	**$ 3,129**	**$ 3,129**	**$ 3,129**	**100.00%**
99000 - Transfer To Other Funds	$ -	$ -	$ -	$ -	$ -	$ -	$ -	$ -	0.00%
99001 - Transfer to General Fund 001	$ -	$ 5,585	$ 5,826	$ 2,971	$ 2,903	$ 3,129	$ 3,129	$ 3,129	100.00%
380 Sheriff									
001 General Fund									
Revenue	***$ 2,445,111***	***$ 4,172,518***	***$ 3,269,721***	***$ 2,893,067***	***$ 2,931,802***	***$ 1,379,683***	***$ 2,868,639***	***$ 2,868,639***	***48.10%***
Other	**$ 27,470**	**$ 43,651**	**$ 40,793**	**$ 65,793**	**$ 30,688**	**$ -**	**$ 40,000**	**$ 40,000**	**0.00%**
38530 - Auction Sales	$ 27,470	$ 43,651	$ 40,793	$ 65,793	$ 30,688	$ -	$ 40,000	$ 40,000	0.00%
Reimbursements	**$ 372,402**	**$ 1,553,772**	**$ 538,375**	**$ 678,730**	**$ 838,129**	**$ 451,539**	**$ 638,238**	**$ 638,238**	**70.75%**
37060 - Prisoner Transfer Reimbursement	$ 5,745	$ 4,698	$ 5,361	$ 3,596	$ 4,233	$ 1,780	$ 3,000	$ 3,000	59.33%
37082 - Sheriff PCard Reimbursement	$ -	$ -	$ -	$ 100,196	$ 123,911	$ 56,054	$ -	$ -	0.00%
37085 - Sheriff Salary Reimbursement	$ -	$ 34,649	$ 106,656	$ 107,850	$ 112,479	$ 48,734	$ 110,238	$ 110,238	44.21%
37130 - Emergency Mgmt Reimbursement	$ 104,814	$ 108,675	$ 98,832	$ 8,800	$ -	$ -	$ -	$ -	0.00%
37240 - Sheriff Training Reimbursement	$ 33,641	$ 76,801	$ 49,455	$ 38,596	$ 83,216	$ -	$ 15,000	$ 15,000	0.00%
37500 - Board and Care Reimbursements	$ -	$ 1,211,315	$ 153,900	$ 24,225	$ 6,600	$ 2,262	$ 400,000	$ 400,000	0.57%

Committee Revenue Expense Budget Report - by Account Detail

Through May 31, 2026 (50.0% YTD, 50.00% Payroll Expense through Pay Period Ending 5/23/2026)

***2021, 2022, 2023, 2024, 2025 and 2026 Actual Fiscal Year**

Department / Fund / Account Classification	2021 Actual Amount*	2022 Actual Amount*	2023 Actual Amount*	2024 Actual Amount*	2025 Actual Amount*	2026 Actual Amount*	2026 Amended Budget	2026 Adopted Budget	2026 YTD% Actual/Amended Budget
37625 - Overtime Reimbursement	$ 21,457	$ 40,414	$ 11,978	$ 14,313	$ 75,947	$ 31,940	$ 30,000	$ 30,000	106.47%
37900 - Miscellaneous Reimbursement	$ 206,746	$ 77,220	$ 112,194	$ 381,154	$ 431,743	$ 310,769	$ 80,000	$ 80,000	388.46%
Charges for Services	**$ 1,473,978**	**$ 1,982,847**	**$ 2,006,090**	**$ 1,508,830**	**$ 1,119,752**	**$ 722,931**	**$ 1,277,000**	**$ 1,277,000**	**56.61%**
34350 - Detail Fees	$ 120,845	$ 484,961	$ 577,631	$ 168,154	$ 160,969	$ 82,184	$ 185,000	$ 185,000	44.42%
34360 - Net Civil Processing Fees	$ 125,213	$ 262,761	$ 202,036	$ 217,630	$ 5,360	$ 99,716	$ 240,000	$ 240,000	41.55%
34370 - Chancery Foreclosure Fees	$ 89,400	$ 120,600	$ 195,000	$ 118,400	$ 109,200	$ 56,000	$ 110,000	$ 110,000	50.91%
34380 - Body Writ Fees	$ 5,570	$ 20,321	$ 11,613	$ 11,456	$ 9,925	$ 5,636	$ 10,000	$ 10,000	56.36%
34390 - Accident Copy Fees	$ 4,717	$ 4,850	$ 5,917	$ 6,067	$ 6,979	$ 4,987	$ 4,000	$ 4,000	124.68%
34400 - Weekend Prisoner Fees	$ 10,253	$ 5,415	$ 4,340	$ 6,023	$ 1,751	$ 5,287	$ 6,000	$ 6,000	88.12%
34430 - Inmate Telephone Fees- AJF	$ 284,481	$ 324,856	$ 243,401	$ 244,661	$ 69,703	$ 75,751	$ 50,000	$ 50,000	151.50%
34440 - Fingerprinting Fees	$ 860	$ 2,185	$ 2,780	$ 1,845	$ 1,740	$ 880	$ 2,000	$ 2,000	44.00%
34450 - Bond Fees	$ 48,200	$ 81,600	$ 86,905	$ 19,110	$ 12,300	$ 4,618	$ 5,000	$ 5,000	92.35%
34470 - Court Security Fees	$ 698,028	$ 614,998	$ 606,206	$ 625,386	$ 640,190	$ 344,553	$ 600,000	$ 600,000	57.43%
34490 - Electronic Monitoring Fees	$ 79,146	$ 58,191	$ 69,712	$ 89,027	$ 101,591	$ 43,289	$ 60,000	$ 60,000	72.15%
35900 - Miscellaneous Fees	$ 7,265	$ 2,111	$ 550	$ 1,070	$ 45	$ 30	$ 5,000	$ 5,000	0.60%
Transfers In	**$ 396,841**	**$ -**	**$ 2,085**	**$ 28,740**	**$ -**	**$ -**	**$ -**	**$ -**	**0.00%**
39000 - Transfer From Other Funds	$ 396,841	$ -	$ -	$ -	$ -	$ -	$ -	$ -	0.00%
39305 - Transfer from Transportation Sales Tax Fund 305	$ -	$ -	$ 2,085	$ -	$ -	$ -	$ -	$ -	0.00%
39350 - Transfer from County Health Fund 350	$ -	$ -	$ -	$ 28,740	$ -	$ -	$ -	$ -	0.00%
Grants	**$ 40,095**	**$ 515,578**	**$ 529,983**	**$ 375,886**	**$ 786,959**	**$ 135,023**	**$ 733,401**	**$ 733,401**	**18.41%**
32077 - Sheriff DCFS Grant	$ -	$ -	$ -	$ -	$ 148,072	$ 49,606	$ 236,401	$ 236,401	20.98%
32078 - Sheriff RSAT Grant	$ -	$ -	$ -	$ 140,000	$ 190,000	$ -	$ 190,000	$ 190,000	0.00%
32220 - State Alien Assistance Grant	$ -	$ 382,523	$ 426,046	$ -	$ 135,218	$ -	$ 100,000	$ 100,000	0.00%
32650 - Justice Assistance Grant	$ 17,835	$ -	$ 16,401	$ 35,069	$ -	$ -	$ 20,000	$ 20,000	0.00%
32719 - CLEPD Grant	$ -	$ 116,396	$ 78,214	$ 182,220	$ 150,726	$ 71,108	$ 175,000	$ 175,000	40.63%
32880 - NACCHO PHAB Grant	$ -	$ -	$ -	$ -	$ -	$ -	$ -	$ -	0.00%
33900 - Grants - Other	$ 22,260	$ 16,658	$ 9,322	$ 18,597	$ 162,943	$ 14,309	$ 12,000	$ 12,000	119.24%
Fines	**$ 134,325**	**$ 76,670**	**$ 152,394**	**$ 235,088**	**$ 156,275**	**$ 70,191**	**$ 180,000**	**$ 180,000**	**38.99%**
36060 - Traffic Violation Fines	$ 131,621	$ 75,767	$ 69,342	$ 65,497	$ 35,752	$ 21,676	$ 100,000	$ 100,000	21.68%
36080 - Eviction Fines	$ 2,704	$ 903	$ 83,052	$ 169,591	$ 120,523	$ 48,515	$ 80,000	$ 80,000	60.64%
Expenses	***$ 24,789,783***	***$ 25,285,501***	***$ 41,510,959***	***$ 38,289,894***	***$ 42,770,708***	***$ 19,491,252***	***$ 37,153,553***	***$ 37,229,079***	***52.46%***
Capital	**$ -**	**$ -**	**$ -**	**$ -**	**$ -**	**$ -**	**$ -**	**$ -**	**0.00%**
70000 - Computers	$ -	$ -	$ -	$ -	$ -	$ -	$ -	$ -	0.00%
70040 - Mobile Data Units	$ -	$ -	$ -	$ -	$ -	$ -	$ -	$ -	0.00%
70050 - Printers	$ -	$ -	$ -	$ -	$ -	$ -	$ -	$ -	0.00%
70070 - Automotive Equipment	$ -	$ -	$ -	$ -	$ -	$ -	$ -	$ -	0.00%
70120 - Special Purpose Equipment	$ -	$ -	$ -	$ -	$ -	$ -	$ -	$ -	0.00%
72010 - Building Improvements	$ -	$ -	$ -	$ -	$ -	$ -	$ -	$ -	0.00%
Commodities	**$ 1,836,068**	**$ 1,832,253**	**$ 2,242,032**	**$ 2,393,384**	**$ 3,497,682**	**$ 1,073,714**	**$ (269,600)**	**$ -**	**(398.26%)**
60000 - Office Supplies	$ 15,269	$ 8,292	$ 13,742	$ 20,577	$ 38,474	$ 6,106	$ 14,200	$ -	43.00%
60010 - Operating Supplies	$ 321,392	$ 233,497	$ 329,805	$ 443,572	$ 813,532	$ 307,680	$ 160,000	$ -	192.30%
60020 - Computer Related Supplies	$ 140	$ 17,806	$ -	$ -	$ 244	$ -	$ -	$ -	0.00%
60080 - Employee Recognition Supplies	$ 306	$ -	$ -	$ -	$ -	$ -	$ -	$ -	0.00%
60180 - S.W.A.T. Supplies	$ 122,812	$ 44,844	$ 121,042	$ 48,966	$ 50,308	$ 9,862	$ 25,000	$ -	39.45%
60190 - Bomb Squad Supplies	$ 28,907	$ 52,873	$ 49,839	$ 45,542	$ 39,503	$ 44	$ 25,000	$ -	0.17%
60210 - Uniform Supplies	$ 78,851	$ 82,312	$ 88,746	$ 94,643	$ 112,366	$ 49,209	$ 35,000	$ -	140.60%
60220 - Weapons and Ammunition	$ 119,650	$ 68,156	$ 93,870	$ 125,007	$ 69,221	$ 48,114	$ 50,000	$ -	96.23%
60230 - Food	$ 738,624	$ 677,382	$ 1,015,152	$ 1,111,933	$ 1,832,102	$ 412,018	$ 1,000,000	$ -	41.20%

Committee Revenue Expense Budget Report - by Account Detail

Through May 31, 2026 (50.0% YTD, 50.00% Payroll Expense through Pay Period Ending 5/23/2026)

***2021, 2022, 2023, 2024, 2025 and 2026 Actual Fiscal Year**

Department / Fund / Account Classification	2021 Actual Amount*	2022 Actual Amount*	2023 Actual Amount*	2024 Actual Amount*	2025 Actual Amount*	2026 Actual Amount*	2026 Amended Budget	2026 Adopted Budget	2026 YTD% Actual/Amended Budget
60240 - Clothing Supplies	$ 27,229	$ 25,083	$ 24,951	$ 14,576	$ 2,325	$ 18,984	$ 20,000	$ -	94.92%
60250 - Medical Supplies and Drugs	$ -	$ 445	$ -	$ -	$ 1,118	$ -	$ 1,200	$ -	0.00%
60265 - Public Health Commodities - Coronavirus	$ 5,610	$ 54,572	$ 3,049	$ -	$ -	$ -	$ -	$ -	0.00%
60590 - Communication Equip - Non-Capital	$ -	$ -	$ -	$ -	$ -	$ -	$ -	$ -	0.00%
63040 - Fuel- Vehicles	$ 372,126	$ 560,649	$ 496,799	$ 482,287	$ 531,698	$ 221,698	$ 400,000	$ -	55.42%
64000 - Telephone	$ 5,151	$ 6,341	$ 5,036	$ 6,280	$ 6,791	$ -	$ -	$ -	0.00%
65500 - Unallocated Reduction to Budget Request - Commodities	$ -	$ -	$ -	$ -	$ -	$ -	$ (2,000,000)	$ -	0.00%
Contingency and Other	**$ -**	**$ -**	**$ -**	**$ -**	**$ -**	**$ -**	**$ -**	**$ 37,229,079**	**0.00%**
85000 - Allowance for Budget Expense	$ -	$ -	$ -	$ -	$ -	$ -	$ -	$ 37,229,079	0.00%
Contractual Services	**$ 3,088,663**	**$ 3,765,678**	**$ 6,186,134**	**$ 4,945,007**	**$ 6,455,886**	**$ 2,525,884**	**$ 2,537,841**	**$ -**	**99.53%**
50080 - Adult Prisoner Board and Care	$ 8,540	$ 11,550	$ -	$ -	$ -	$ -	$ -	$ -	0.00%
50150 - Contractual/Consulting Services	$ 80,768	$ 201,127	$ 170,231	$ 375,001	$ 605,299	$ 269,501	$ 200,641	$ -	134.32%
50210 - Medical/Dental/Hospital Services	$ 2,456,459	$ 2,967,699	$ 5,232,236	$ 3,787,215	$ 4,785,179	$ 1,885,713	$ 4,000,000	$ -	47.14%
50235 - Public Health Services - Coronavirus	$ -	$ 77,534	$ -	$ -	$ -	$ -	$ -	$ -	0.00%
50290 - Investigations	$ 46,401	$ 12,915	$ 9,276	$ -	$ -	$ -	$ -	$ -	0.00%
50300 - Extradition Costs	$ 98	$ 25,522	$ 64,376	$ 47,132	$ 97,808	$ 75,589	$ 40,000	$ -	188.97%
50340 - Software Licensing Cost	$ 5,185	$ -	$ 1,299	$ -	$ -	$ -	$ -	$ -	0.00%
52000 - Disposal and Water Softener Srvs	$ 25,352	$ 24,544	$ 23,511	$ 16,895	$ 7,047	$ 3,050	$ 15,000	$ -	20.33%
52140 - Repairs and Maint- Copiers	$ 13,102	$ 9,492	$ 16,917	$ 7,637	$ 8,818	$ 6,792	$ 11,000	$ -	61.74%
52150 - Repairs and Maint- Comm Equip	$ 9,773	$ 17,140	$ 98,000	$ 18,999	$ 85,187	$ -	$ 4,200	$ -	0.00%
52160 - Repairs and Maint- Equipment	$ 33,099	$ 18,778	$ 66,441	$ 16,604	$ 78,461	$ 2,346	$ 12,000	$ -	19.55%
52190 - Equipment Rental	$ 2,318	$ -	$ -	$ -	$ -	$ -	$ -	$ -	0.00%
52230 - Repairs and Maint- Vehicles	$ 166,177	$ 150,126	$ 201,919	$ 253,142	$ 265,476	$ 102,621	$ 100,000	$ -	102.62%
53100 - Conferences and Meetings	$ 6,376	$ 237	$ 244	$ -	$ -	$ -	$ -	$ -	0.00%
53110 - Employee Training	$ 200,080	$ 217,322	$ 288,696	$ 305,716	$ 374,141	$ 119,717	$ 145,000	$ -	82.56%
53120 - Employee Mileage Expense	$ -	$ -	$ -	$ -	$ -	$ -	$ -	$ -	0.00%
53130 - General Association Dues	$ 2,712	$ -	$ 150	$ -	$ -	$ -	$ -	$ -	0.00%
53150 - Pre-Employ Drug Testing and Labs	$ 7,087	$ 15,512	$ 5,161	$ 4,344	$ 9,000	$ -	$ 5,000	$ -	0.00%
53160 - Pre-Employment Physicals	$ 8,006	$ 8,729	$ 7,271	$ 7,696	$ 20,318	$ 4,500	$ 5,000	$ -	90.00%
55000 - Miscellaneous Contractual Exp	$ 17,129	$ 7,452	$ 405	$ -	$ -	$ -	$ -	$ -	0.00%
55032 - Sheriff Reimbursable Expense	$ -	$ -	$ -	$ 104,627	$ 119,149	$ 56,054	$ -	$ -	0.00%
55500 - Unallocated Reduction to Budget Request - Contractual	$ -	$ -	$ -	$ -	$ -	$ -	$ (2,000,000)	$ -	0.00%
Personnel Services- Employee Benefits	**$ 2,871,210**	**$ 2,669,001**	**$ 4,705,950**	**$ 4,844,443**	**$ 330,550**	**$ 167,975**	**$ -**	**$ -**	**0.00%**
45000 - Healthcare Contribution	$ 3,428,085	$ 3,797,777	$ 4,268,658	$ 4,400,520	$ -	$ -	$ -	$ -	0.00%
45009 - Healthcare Subsidy	$ (946,855)	$ (1,514,662)	$ -	$ -	$ -	$ -	$ -	$ -	0.00%
45010 - Dental Contribution	$ 111,408	$ 112,368	$ 115,817	$ 122,198	$ -	$ -	$ -	$ -	0.00%
45019 - Dental Subsidy	$ (30,158)	$ (45,332)	$ -	$ -	$ -	$ -	$ -	$ -	0.00%
45100 - FICA/SS Contribution	$ -	$ -	$ -	$ -	$ -	$ -	$ -	$ -	0.00%
45200 - IMRF Contribution	$ -	$ -	$ -	$ -	$ -	$ -	$ -	$ -	0.00%
45210 - SLEP Contribution	$ -	$ -	$ -	$ -	$ -	$ -	$ -	$ -	0.00%
45400 - Uniform Allowance	$ 308,729	$ 318,850	$ 321,475	$ 321,725	$ 330,550	$ 167,975	$ -	$ -	0.00%
53010 - Workers Compensation	$ -	$ -	$ -	$ -	$ -	$ -	$ -	$ -	0.00%
Personnel Services- Salaries & Wages	**$ 16,583,038**	**$ 16,302,651**	**$ 28,371,018**	**$ 29,982,607**	**$ 32,486,590**	**$ 15,723,679**	**$ 34,885,312**	**$ -**	**45.07%**
40000 - Salaries and Wages	$ 21,989,608	$ 24,449,848	$ 26,102,703	$ 27,513,521	$ 29,553,805	$ 14,505,984	$ 32,010,516	$ -	45.32%
40002 - Non-Union Wage Increase	$ -	$ -	$ -	$ -	$ -	$ -	$ -	$ -	0.00%
40003 - Cost of Living Increase	$ -	$ -	$ -	$ -	$ -	$ -	$ -	$ -	0.00%
40006 - Union Wage Increase	$ -	$ -	$ -	$ -	$ -	$ -	$ -	$ -	0.00%
40009 - Salaries and Wages Subsidy	$ (6,664,336)	$ (10,050,114)	$ -	$ -	$ -	$ -	$ -	$ -	0.00%
40200 - Overtime Salaries	$ 1,534,530	$ 1,320,520	$ 1,843,321	$ 2,091,139	$ 2,441,670	$ 984,076	$ 2,348,028	$ -	41.91%

Committee Revenue Expense Budget Report - by Account Detail

Through May 31, 2026 (50.0% YTD, 50.00% Payroll Expense through Pay Period Ending 5/23/2026)

***2021, 2022, 2023, 2024, 2025 and 2026 Actual Fiscal Year**

Department / Fund / Account Classification	2021 Actual Amount*	2022 Actual Amount*	2023 Actual Amount*	2024 Actual Amount*	2025 Actual Amount*	2026 Actual Amount*	2026 Amended Budget	2026 Adopted Budget	2026 YTD% Actual/Amended Budget
40209 - Overtime Subsidy	$ (578,710)	$ -	$ -	$ -	$ -	$ -	$ -	$ -	0.00%
40310 - Bond Call	$ 9,288	$ 7,716	$ 6,425	$ -	$ -	$ -	$ -	$ -	0.00%
40320 - Merit Employee Longevity	$ 292,658	$ 574,680	$ 418,570	$ 377,947	$ 491,115	$ 233,619	$ 526,768	$ -	44.35%
40400 - Reduction in Budget Request - Salaries	$ -	$ -	$ -	$ -	$ -	$ -	$ -	$ -	0.00%
Services	**$ -**	**$ -**	**$ -**	**$ (4,522,718)**	**$ -**	**$ -**	**$ -**	**$ -**	**0.00%**
45005 - Healthcare Contribution Contra Account	$ -	$ -	$ -	$ (4,400,520)	$ -	$ -	$ -	$ -	0.00%
45015 - Dental Insurance Contra Account	$ -	$ -	$ -	$ (122,198)	$ -	$ -	$ -	$ -	0.00%
45105 - FICA/SS Contribution Contra Account	$ -	$ -	$ -	$ -	$ -	$ -	$ -	$ -	0.00%
45205 - IMRF Contribution Contra Account	$ -	$ -	$ -	$ -	$ -	$ -	$ -	$ -	0.00%
45215 - SLEP Contribution Contra Account	$ -	$ -	$ -	$ -	$ -	$ -	$ -	$ -	0.00%
53015 - Worker's Comp Contra Account	$ -	$ -	$ -	$ -	$ -	$ -	$ -	$ -	0.00%
Transfers Out	**$ 410,804**	**$ 715,920**	**$ 5,826**	**$ 647,171**	**$ -**	**$ -**	**$ -**	**$ -**	**0.00%**
99000 - Transfer To Other Funds	$ 250,000	$ -	$ -	$ -	$ -	$ -	$ -	$ -	0.00%
99001 - Transfer to General Fund 001	$ -	$ -	$ 5,826	$ -	$ -	$ -	$ -	$ -	0.00%
99128 - Transfer to Sheriff's Vehicle & Equipment Fund 128	$ -	$ 715,920	$ -	$ -	$ -	$ -	$ -	$ -	0.00%
99200 - Transfer to Court Automation Fund 200	$ -	$ -	$ -	$ -	$ -	$ -	$ -	$ -	0.00%
99500 - Transfer to Capital Projects Fund 500	$ 160,804	$ -	$ -	$ 300,000	$ -	$ -	$ -	$ -	0.00%
99702 - Transfer To Sheriff's Detail Escrow Fund 702	$ -	$ -	$ -	$ 347,171	$ -	$ -	$ -	$ -	0.00%
020 The Stipend Fund									
Revenue	***$ -***	***$ -***	***$ -***	***$ 6,500***	***$ 6,500***	***$ 6,500***	***$ 6,500***	***$ 6,500***	***100.00%***
Reimbursements	**$ -**	**$ -**	**$ -**	**$ 6,500**	**$ 6,500**	**$ 6,500**	**$ 6,500**	**$ 6,500**	**100.00%**
37115 - State Stipend Certain EO and DH	$ -	$ -	$ -	$ 6,500	$ 6,500	$ 6,500	$ 6,500	$ 6,500	100.00%
Expenses	***$ -***	***$ -***	***$ -***	***$ 6,500***	***$ 6,500***	***$ 6,997***	***$ 6,500***	***$ 6,500***	***107.65%***
Personnel Services- Employee Benefits	**$ -**	**$ -**	**$ -**	**$ -**	**$ -**	**$ 497**	**$ 1,835**	**$ 1,835**	**27.10%**
45100 - FICA/SS Contribution	$ -	$ -	$ -	$ -	$ -	$ 497	$ 498	$ 498	99.85%
45210 - SLEP Contribution	$ -	$ -	$ -	$ -	$ -	$ -	$ 1,224	$ 1,224	0.00%
53010 - Workers Compensation	$ -	$ -	$ -	$ -	$ -	$ -	$ 113	$ 113	0.00%
Personnel Services- Salaries & Wages	**$ -**	**$ -**	**$ -**	**$ 6,500**	**$ 6,500**	**$ 6,500**	**$ 6,500**	**$ 6,500**	**100.00%**
40000 - Salaries and Wages	$ -	$ -	$ -	$ 6,500	$ 6,500	$ 6,500	$ 6,500	$ 6,500	100.00%
Services	**$ -**	**$ -**	**$ -**	**$ -**	**$ -**	**$ -**	**$ (1,835)**	**$ (1,835)**	**0.00%**
45105 - FICA/SS Contribution Contra Account	$ -	$ -	$ -	$ -	$ -	$ -	$ (498)	$ (498)	0.00%
45215 - SLEP Contribution Contra Account	$ -	$ -	$ -	$ -	$ -	$ -	$ (1,224)	$ (1,224)	0.00%
53015 - Worker's Comp Contra Account	$ -	$ -	$ -	$ -	$ -	$ -	$ (113)	$ (113)	0.00%
128 Sheriff's Vehicle & Equipment									
Revenue	***$ -***	***$ 1,791,409***	***$ 508,416***	***$ 470,402***	***$ 1,294,168***	***$ 1,256,921***	***$ 1,795,066***	***$ 1,795,066***	***70.02%***
Interest Revenue	**$ -**	**$ (30,017)**	**$ 74,416**	**$ 36,402**	**$ 60,168**	**$ 22,921**	**$ 41,663**	**$ 41,663**	**55.02%**
38000 - Investment Income	$ -	$ (30,017)	$ 74,416	$ 36,402	$ 60,168	$ 22,921	$ 41,663	$ 41,663	55.02%
Other	**$ -**	**$ -**	**$ -**	**$ -**	**$ -**	**$ -**	**$ 519,403**	**$ 519,403**	**0.00%**
39900 - Fund Balance Utilization	$ -	$ -	$ -	$ -	$ -	$ -	$ 519,403	$ 519,403	0.00%
Transfers In	**$ -**	**$ 1,821,426**	**$ 434,000**	**$ 434,000**	**$ 1,234,000**	**$ 1,234,000**	**$ 1,234,000**	**$ 1,234,000**	**100.00%**
39001 - Transfer from General Fund 001	$ -	$ 1,215,920	$ -	$ -	$ -	$ -	$ -	$ -	0.00%
39125 - Transfer from Public Safety Sales Tax Fund 125	$ -	$ 605,506	$ 434,000	$ 434,000	$ 1,234,000	$ 1,234,000	$ 1,234,000	$ 1,234,000	100.00%
Expenses	***$ -***	***$ 73,817***	***$ 1,707,382***	***$ 552,818***	***$ 889,991***	***$ 1,515,340***	***$ 1,795,066***	***$ 1,795,066***	***84.42%***

Committee Revenue Expense Budget Report - by Account Detail

Through May 31, 2026 (50.0% YTD, 50.00% Payroll Expense through Pay Period Ending 5/23/2026)

***2021, 2022, 2023, 2024, 2025 and 2026 Actual Fiscal Year**

Department / Fund / Account Classification	2021 Actual Amount*	2022 Actual Amount*	2023 Actual Amount*	2024 Actual Amount*	2025 Actual Amount*	2026 Actual Amount*	2026 Amended Budget	2026 Adopted Budget	2026 YTD% Actual/Amended Budget
Capital	**$ -**	**$ 73,817**	**$ 1,523,186**	**$ 404,596**	**$ 685,328**	**$ 1,004,333**	**$ 1,265,929**	**$ 1,265,929**	**79.34%**
70070 - Automotive Equipment	$ -	$ 73,817	$ 1,523,186	$ 404,596	$ 685,328	$ 1,004,333	$ 1,265,929	$ 1,265,929	79.34%
Contingency and Other	**$ -**	**$ -**	**$ -**	**$ -**	**$ -**	**$ -**	**$ -**	**$ -**	**0.00%**
89000 - Addition to Fund Balance	$ -	$ -	$ -	$ -	$ -	$ -	$ -	$ -	0.00%
Contractual Services	**$ -**	**$ -**	**$ 184,195**	**$ 148,221**	**$ 204,663**	**$ 511,007**	**$ 529,137**	**$ 529,137**	**96.57%**
52220 - Equipment Lease	$ -	$ -	$ 184,195	$ 148,221	$ 204,663	$ 511,007	$ 529,137	$ 529,137	96.57%
247 EMA Volunteer Fund									
Revenue	***$ 3,446***	***$ 15,323***	***$ 1,823***	***$ 3,190***	***$ 2,881***	***$ 721***	***$ -***	***$ -***	***0.00%***
Interest Revenue	**$ (13)**	**$ (609)**	**$ 1,823**	**$ 1,690**	**$ 2,881**	**$ 721**	**$ -**	**$ -**	**0.00%**
38000 - Investment Income	$ (13)	$ (609)	$ 1,823	$ 1,690	$ 2,881	$ 721	$ -	$ -	0.00%
Other	**$ 2,580**	**$ 14,212**	**$ -**	**$ 1,500**	**$ -**	**$ -**	**$ -**	**$ -**	**0.00%**
38520 - General Donations	$ 2,580	$ 14,212	$ -	$ 1,500	$ -	$ -	$ -	$ -	0.00%
38900 - Miscellaneous Other	$ -	$ -	$ -	$ -	$ -	$ -	$ -	$ -	0.00%
39900 - Fund Balance Utilization	$ -	$ -	$ -	$ -	$ -	$ -	$ -	$ -	0.00%
Charges for Services	**$ -**	**$ -**	**$ -**	**$ -**	**$ -**	**$ -**	**$ -**	**$ -**	**0.00%**
34350 - Detail Fees	$ -	$ -	$ -	$ -	$ -	$ -	$ -	$ -	0.00%
Transfers In	**$ 880**	**$ 1,720**	**$ -**	**$ -**	**$ -**	**$ -**	**$ -**	**$ -**	**0.00%**
39000 - Transfer From Other Funds	$ 880	$ 1,720	$ -	$ -	$ -	$ -	$ -	$ -	0.00%
Expenses	***$ 880***	***$ 5,260***	***$ 1,134***	***$ -***	***$ -***	***$ -***	***$ -***	***$ -***	***0.00%***
Commodities	**$ 880**	**$ 4,722**	**$ -**	**$ -**	**$ -**	**$ -**	**$ -**	**$ -**	**0.00%**
60010 - Operating Supplies	$ 880	$ 4,722	$ -	$ -	$ -	$ -	$ -	$ -	0.00%
Contingency and Other	**$ -**	**$ -**	**$ -**	**$ -**	**$ -**	**$ -**	**$ -**	**$ -**	**0.00%**
89000 - Addition to Fund Balance	$ -	$ -	$ -	$ -	$ -	$ -	$ -	$ -	0.00%
Contractual Services	**$ -**	**$ 538**	**$ 1,134**	**$ -**	**$ -**	**$ -**	**$ -**	**$ -**	**0.00%**
55000 - Miscellaneous Contractual Exp	$ -	$ 538	$ 1,134	$ -	$ -	$ -	$ -	$ -	0.00%
248 KC Emergency Planning									
Revenue	***$ (3)***	***$ (346)***	***$ 1,435***	***$ 1,391***	***$ 2,319***	***$ 638***	***$ -***	***$ -***	***0.00%***
Interest Revenue	**$ (3)**	**$ (346)**	**$ 1,435**	**$ 1,391**	**$ 2,319**	**$ 638**	**$ -**	**$ -**	**0.00%**
38000 - Investment Income	$ (3)	$ (346)	$ 1,435	$ 1,391	$ 2,319	$ 638	$ -	$ -	0.00%
Other	**$ -**	**$ -**	**$ -**	**$ -**	**$ -**	**$ -**	**$ -**	**$ -**	**0.00%**
38520 - General Donations	$ -	$ -	$ -	$ -	$ -	$ -	$ -	$ -	0.00%
Reimbursements	**$ -**	**$ -**	**$ -**	**$ -**	**$ -**	**$ -**	**$ -**	**$ -**	**0.00%**
37900 - Miscellaneous Reimbursement	$ -	$ -	$ -	$ -	$ -	$ -	$ -	$ -	0.00%
Expenses	***$ -***	***$ -***	***$ -***	***$ -***	***$ -***	***$ -***	***$ -***	***$ -***	***0.00%***
Commodities	**$ -**	**$ -**	**$ -**	**$ -**	**$ -**	**$ -**	**$ -**	**$ -**	**0.00%**
60000 - Office Supplies	$ -	$ -	$ -	$ -	$ -	$ -	$ -	$ -	0.00%
60010 - Operating Supplies	$ -	$ -	$ -	$ -	$ -	$ -	$ -	$ -	0.00%
65000 - Miscellaneous Supplies	$ -	$ -	$ -	$ -	$ -	$ -	$ -	$ -	0.00%
Contingency and Other	**$ -**	**$ -**	**$ -**	**$ -**	**$ -**	**$ -**	**$ -**	**$ -**	**0.00%**
89000 - Addition to Fund Balance	$ -	$ -	$ -	$ -	$ -	$ -	$ -	$ -	0.00%
Contractual Services	**$ -**	**$ -**	**$ -**	**$ -**	**$ -**	**$ -**	**$ -**	**$ -**	**0.00%**
53070 - Legal Printing	$ -	$ -	$ -	$ -	$ -	$ -	$ -	$ -	0.00%
55000 - Miscellaneous Contractual Exp	$ -	$ -	$ -	$ -	$ -	$ -	$ -	$ -	0.00%

Committee Revenue Expense Budget Report - by Account Detail

Through May 31, 2026 (50.0% YTD, 50.00% Payroll Expense through Pay Period Ending 5/23/2026)

***2021, 2022, 2023, 2024, 2025 and 2026 Actual Fiscal Year**

Department / Fund / Account Classification	2021 Actual Amount*	2022 Actual Amount*	2023 Actual Amount*	2024 Actual Amount*	2025 Actual Amount*	2026 Actual Amount*	2026 Amended Budget	2026 Adopted Budget	2026 YTD% Actual/Amended Budget
249 Bomb Squad SWAT									
Revenue	***$ 28,246***	***$ 31,591***	***$ 60***	***$ 64,019***	***$ 2,435***	***$ 38***	***$ 5,052***	***$ 5,052***	***0.75%***
Interest Revenue	**$ -**	**$ -**	**$ 60**	**$ 121**	**$ 150**	**$ 38**	**$ 52**	**$ 52**	**73.31%**
38000 - Investment Income	$ -	$ -	$ 60	$ 121	$ 150	$ 38	$ 52	$ 52	73.31%
Other	**$ 25,746**	**$ 31,591**	**$ -**	**$ 63,898**	**$ 2,285**	**$ -**	**$ 5,000**	**$ 5,000**	**0.00%**
38520 - General Donations	$ 25,746	$ 31,591	$ -	$ -	$ -	$ -	$ -	$ -	0.00%
38900 - Miscellaneous Other	$ -	$ -	$ -	$ 63,898	$ 2,285	$ -	$ 5,000	$ 5,000	0.00%
Transfers In	**$ 2,500**	**$ -**	**$ -**	**$ -**	**$ -**	**$ -**	**$ -**	**$ -**	**0.00%**
39000 - Transfer From Other Funds	$ 2,500	$ -	$ -	$ -	$ -	$ -	$ -	$ -	0.00%
Expenses	***$ 21,930***	***$ 23,165***	***$ 8,532***	***$ 7,020***	***$ 3,585***	***$ -***	***$ 5,052***	***$ 5,052***	***0.00%***
Commodities	**$ 20,172**	**$ 23,165**	**$ 8,209**	**$ 7,020**	**$ 3,585**	**$ -**	**$ 2,500**	**$ 2,500**	**0.00%**
65000 - Miscellaneous Supplies	$ 20,172	$ 23,165	$ 8,209	$ 7,020	$ 3,585	$ -	$ 2,500	$ 2,500	0.00%

Committee Revenue Expense Budget Report - by Account Detail

Through May 31, 2026 (50.0% YTD, 50.00% Payroll Expense through Pay Period Ending 5/23/2026)

***2021, 2022, 2023, 2024, 2025 and 2026 Actual Fiscal Year**

Department / Fund / Account Classification	2021 Actual Amount*	2022 Actual Amount*	2023 Actual Amount*	2024 Actual Amount*	2025 Actual Amount*	2026 Actual Amount*	2026 Amended Budget	2026 Adopted Budget	2026 YTD% Actual/Amended Budget
Contingency and Other	**$ -**	**$ -**	**$ -**	**$ -**	**$ -**	**$ -**	**$ -**	**$ -**	**0.00%**
89000 - Addition to Fund Balance	$ -	$ -	$ -	$ -	$ -	$ -	$ -	$ -	0.00%
Contractual Services	**$ 1,758**	**$ -**	**$ 323**	**$ -**	**$ -**	**$ -**	**$ 2,552**	**$ 2,552**	**0.00%**
50150 - Contractual/Consulting Services	$ -	$ -	$ -	$ -	$ -	$ -	$ 2,552	$ 2,552	0.00%
53100 - Conferences and Meetings	$ 1,758	$ -	$ 250	$ -	$ -	$ -	$ -	$ -	0.00%
53115 - Law Enforcement Training	$ -	$ -	$ 73	$ -	$ -	$ -	$ -	$ -	0.00%
251 Canteen Commission									
Revenue	***$ 657,040***	***$ 461,971***	***$ 394,912***	***$ 366,804***	***$ 425,453***	***$ 400***	***$ 651,000***	***$ 651,000***	***0.06%***
Interest Revenue	**$ 101**	**$ 81**	**$ 670**	**$ 1,319**	**$ 1,617**	**$ 400**	**$ 707**	**$ 707**	**56.51%**
38000 - Investment Income	$ 101	$ 81	$ 670	$ 1,319	$ 1,576	$ 400	$ 707	$ 707	56.51%
38030 - Investment Income- Other Depts	$ -	$ -	$ -	$ -	$ 40	$ -	$ -	$ -	0.00%
Other	**$ 10,150**	**$ 1,354**	**$ 1,750**	**$ 300**	**$ 50,161**	**$ -**	**$ -**	**$ -**	**0.00%**
38520 - General Donations	$ 10,150	$ 1,354	$ 1,750	$ 300	$ 50,161	$ -	$ -	$ -	0.00%
39900 - Fund Balance Utilization	$ -	$ -	$ -	$ -	$ -	$ -	$ -	$ -	0.00%
Reimbursements	**$ 579,457**	**$ 424,709**	**$ 375,412**	**$ 364,529**	**$ 371,975**	**$ -**	**$ 650,293**	**$ 650,293**	**0.00%**
37900 - Miscellaneous Reimbursement	$ 579,457	$ 424,709	$ 375,412	$ 364,529	$ 371,975	$ -	$ 650,293	$ 650,293	0.00%
Charges for Services	**$ 41,132**	**$ 35,826**	**$ 17,081**	**$ 656**	**$ 1,700**	**$ -**	**$ -**	**$ -**	**0.00%**
34450 - Bond Fees	$ 41,132	$ 35,826	$ 17,081	$ 656	$ 1,700	$ -	$ -	$ -	0.00%
Transfers In	**$ 26,200**	**$ -**	**$ -**	**$ -**	**$ -**	**$ -**	**$ -**	**$ -**	**0.00%**
39000 - Transfer From Other Funds	$ 26,200	$ -	$ -	$ -	$ -	$ -	$ -	$ -	0.00%
Expenses	***$ 580,751***	***$ 615,279***	***$ 398,592***	***$ 386,947***	***$ 387,592***	***$ -***	***$ 651,000***	***$ 651,000***	***0.00%***
Capital	**$ 27,735**	**$ -**	**$ -**	**$ -**	**$ -**	**$ -**	**$ -**	**$ -**	**0.00%**
70110 - Machinery and Equipment	$ 14,735	$ -	$ -	$ -	$ -	$ -	$ -	$ -	0.00%
72010 - Building Improvements	$ 13,000	$ -	$ -	$ -	$ -	$ -	$ -	$ -	0.00%
Commodities	**$ 145,032**	**$ 204,006**	**$ 218,223**	**$ 262,737**	**$ 192,176**	**$ -**	**$ 326,000**	**$ 326,000**	**0.00%**
60000 - Office Supplies	$ 12,487	$ 14,475	$ 29,693	$ 50,195	$ 35,184	$ -	$ -	$ -	0.00%
60040 - Postage	$ 3,791	$ 7,659	$ -	$ -	$ -	$ -	$ -	$ -	0.00%
60050 - Books and Subscriptions	$ 15,990	$ 19,608	$ 630	$ 69	$ 160	$ -	$ -	$ -	0.00%
60160 - Cleaning Supplies	$ 4,214	$ 750	$ -	$ -	$ -	$ -	$ -	$ -	0.00%
60230 - Food	$ 40,013	$ 49,194	$ 59,344	$ 60,558	$ 52,275	$ -	$ -	$ -	0.00%
60240 - Clothing Supplies	$ 4,900	$ 3,390	$ -	$ 15,259	$ 26,619	$ -	$ -	$ -	0.00%
60570 - Office Furniture - Non-Capital	$ 8,218	$ 6,915	$ -	$ -	$ -	$ -	$ -	$ -	0.00%
60580 - Special Purpose Equip - Non-Capital	$ 6,424	$ 2,180	$ -	$ -	$ -	$ -	$ -	$ -	0.00%
65000 - Miscellaneous Supplies	$ 48,995	$ 99,837	$ 128,555	$ 136,656	$ 77,938	$ -	$ 326,000	$ 326,000	0.00%
Contingency and Other	**$ -**	**$ -**	**$ -**	**$ -**	**$ -**	**$ -**	**$ -**	**$ -**	**0.00%**
89000 - Addition to Fund Balance	$ -	$ -	$ -	$ -	$ -	$ -	$ -	$ -	0.00%
Contractual Services	**$ 407,985**	**$ 411,273**	**$ 180,369**	**$ 124,210**	**$ 195,417**	**$ -**	**$ 325,000**	**$ 325,000**	**0.00%**
50150 - Contractual/Consulting Services	$ 359,474	$ 374,951	$ 158,120	$ 118,963	$ 187,833	$ -	$ 325,000	$ 325,000	0.00%
52110 - Repairs and Maint- Buildings	$ 1,424	$ -	$ -	$ -	$ -	$ -	$ -	$ -	0.00%
56010 - Bond	$ 40,334	$ 22,443	$ 17,141	$ 259	$ 1,700	$ -	$ -	$ -	0.00%
56020 - Bond Fee	$ 798	$ 1,400	$ 600	$ 660	$ -	$ -	$ -	$ -	0.00%
56030 - Transportation	$ 3,003	$ 9,532	$ -	$ -	$ -	$ -	$ -	$ -	0.00%
63050 - Cable TV	$ 2,952	$ 2,947	$ 4,507	$ 4,328	$ 5,884	$ -	$ -	$ -	0.00%

Committee Revenue Expense Budget Report - by Account Detail

Through May 31, 2026 (50.0% YTD, 50.00% Payroll Expense through Pay Period Ending 5/23/2026)

***2021, 2022, 2023, 2024, 2025 and 2026 Actual Fiscal Year**

Department / Fund / Account Classification	2021 Actual Amount*	2022 Actual Amount*	2023 Actual Amount*	2024 Actual Amount*	2025 Actual Amount*	2026 Actual Amount*	2026 Amended Budget	2026 Adopted Budget	2026 YTD% Actual/Amended Budget
252 Sheriff DEF Federal - DOJ									
Revenue	***$ 0***	***$ (365)***	***$ 31,665***	***$ 171***	***$ 8,594***	***$ 5,606***	***$ 11,000***	***$ 11,000***	***50.96%***
Interest Revenue	**$ 0**	**$ (766)**	**$ 336**	**$ 171**	**$ 318**	**$ 145**	**$ 707**	**$ 707**	**20.46%**
38000 - Investment Income	$ 0	$ (766)	$ 336	$ 171	$ 318	$ 145	$ 707	$ 707	20.46%
Other	**$ -**	**$ -**	**$ -**	**$ -**	**$ -**	**$ -**	**$ 10,293**	**$ 10,293**	**0.00%**
38900 - Miscellaneous Other	$ -	$ -	$ -	$ -	$ -	$ -	$ 10,293	$ 10,293	0.00%
Transfers In	**$ -**	**$ -**	**$ -**	**$ -**	**$ -**	**$ -**	**$ -**	**$ -**	**0.00%**
39000 - Transfer From Other Funds	$ -	$ -	$ -	$ -	$ -	$ -	$ -	$ -	0.00%
Grants	**$ -**	**$ 401**	**$ 31,329**	**$ -**	**$ 8,275**	**$ 5,461**	**$ -**	**$ -**	**0.00%**
32225 - Equitable Sharing Program-DOJ Federal Grant	$ -	$ 401	$ 31,329	$ -	$ 8,275	$ 5,461	$ -	$ -	0.00%
Expenses	***$ 14,733***	***$ -***	***$ 27,994***	***$ -***	***$ 4,144***	***$ 2,558***	***$ 11,000***	***$ 11,000***	***23.26%***
Commodities	**$ 1,832**	**$ -**	**$ 26,925**	**$ -**	**$ 2,685**	**$ -**	**$ -**	**$ -**	**0.00%**
60580 - Special Purpose Equip - Non-Capital	$ 1,832	$ -	$ 26,925	$ -	$ 2,685	$ -	$ -	$ -	0.00%
Contingency and Other	**$ 12,902**	**$ -**	**$ -**	**$ -**	**$ -**	**$ -**	**$ 1,000**	**$ 1,000**	**0.00%**
88990 - Move to Agency Fund	$ 12,902	$ -	$ -	$ -	$ -	$ -	$ -	$ -	0.00%
89000 - Addition to Fund Balance	$ -	$ -	$ -	$ -	$ -	$ -	$ 1,000	$ 1,000	0.00%
Contractual Services	**$ -**	**$ -**	**$ 1,069**	**$ -**	**$ 1,459**	**$ 2,558**	**$ 10,000**	**$ 10,000**	**25.58%**
50150 - Contractual/Consulting Services	$ -	$ -	$ 1,069	$ -	$ 1,459	$ 2,558	$ 10,000	$ 10,000	25.58%
253 County Sheriff DEF Local									
Revenue	***$ 121,577***	***$ 473,290***	***$ 81,962***	***$ 81,277***	***$ 15,954***	***$ -***	***$ 20,000***	***$ 20,000***	***0.00%***
Interest Revenue	**$ 11**	**$ (6)**	**$ -**	**$ -**	**$ -**	**$ -**	**$ -**	**$ -**	**0.00%**
38000 - Investment Income	$ 11	$ (6)	$ -	$ -	$ -	$ -	$ -	$ -	0.00%
Other	**$ 4,892**	**$ 29,510**	**$ -**	**$ -**	**$ -**	**$ -**	**$ 20,000**	**$ 20,000**	**0.00%**
38530 - Auction Sales	$ 4,575	$ 29,510	$ -	$ -	$ -	$ -	$ -	$ -	0.00%
38900 - Miscellaneous Other	$ -	$ -	$ -	$ -	$ -	$ -	$ 20,000	$ 20,000	0.00%
38990 - Move from Agency Fund	$ 317	$ -	$ -	$ -	$ -	$ -	$ -	$ -	0.00%
Fines	**$ 116,675**	**$ 443,786**	**$ 81,962**	**$ 81,277**	**$ 15,954**	**$ -**	**$ -**	**$ -**	**0.00%**
36020 - Drug Fines	$ 116,675	$ 443,786	$ 81,962	$ 81,277	$ 15,954	$ -	$ -	$ -	0.00%
Expenses	***$ 186,025***	***$ 30,939***	***$ 100,934***	***$ 436,721***	***$ 17,285***	***$ -***	***$ 20,000***	***$ 20,000***	***0.00%***
Commodities	**$ 54,072**	**$ 29,296**	**$ 54,127**	**$ 31,049**	**$ 15,285**	**$ -**	**$ -**	**$ -**	**0.00%**
60050 - Books and Subscriptions	$ 1,248	$ 1,800	$ -	$ -	$ -	$ -	$ -	$ -	0.00%
60580 - Special Purpose Equip - Non-Capital	$ 34,119	$ 8,986	$ 24,436	$ 7,277	$ 1,375	$ -	$ -	$ -	0.00%
65000 - Miscellaneous Supplies	$ 18,705	$ 18,510	$ 29,690	$ 23,772	$ 13,910	$ -	$ -	$ -	0.00%
Contingency and Other	**$ 20,442**	**$ -**	**$ -**	**$ -**	**$ -**	**$ -**	**$ -**	**$ -**	**0.00%**
88990 - Move to Agency Fund	$ 20,442	$ -	$ -	$ -	$ -	$ -	$ -	$ -	0.00%
Contractual Services	**$ 111,511**	**$ 1,643**	**$ 46,807**	**$ 405,672**	**$ 2,000**	**$ -**	**$ 20,000**	**$ 20,000**	**0.00%**
50150 - Contractual/Consulting Services	$ 107,837	$ 432	$ 46,807	$ 405,672	$ 2,000	$ -	$ 20,000	$ 20,000	0.00%
53110 - Employee Training	$ 3,374	$ 1,186	$ -	$ -	$ -	$ -	$ -	$ -	0.00%
53130 - General Association Dues	$ 300	$ 25	$ -	$ -	$ -	$ -	$ -	$ -	0.00%

Committee Revenue Expense Budget Report - by Account Detail

Through May 31, 2026 (50.0% YTD, 50.00% Payroll Expense through Pay Period Ending 5/23/2026)

***2021, 2022, 2023, 2024, 2025 and 2026 Actual Fiscal Year**

Department / Fund / Account Classification	2021 Actual Amount*	2022 Actual Amount*	2023 Actual Amount*	2024 Actual Amount*	2025 Actual Amount*	2026 Actual Amount*	2026 Amended Budget	2026 Adopted Budget	2026 YTD% Actual/Amended Budget
254 FATS									
Revenue	***$ 3,201***	***$ 3,894***	***$ 4,037***	***$ 3,613***	***$ 2,665***	***$ -***	***$ 6,000***	***$ 6,000***	***0.00%***
Charges for Services	**$ 3,201**	**$ 3,894**	**$ 4,037**	**$ 3,613**	**$ 2,665**	**$ -**	**$ 6,000**	**$ 6,000**	**0.00%**
35900 - Miscellaneous Fees	$ 3,201	$ 3,894	$ 4,037	$ 3,613	$ 2,665	$ -	$ 6,000	$ 6,000	0.00%
Expenses	***$ (447)***	***$ 2,577***	***$ 1,130***	***$ 5,715***	***$ 1,980***	***$ -***	***$ 6,000***	***$ 6,000***	***0.00%***
Commodities	**$ (447)**	**$ 2,577**	**$ 130**	**$ 3,415**	**$ 1,980**	**$ -**	**$ -**	**$ -**	**0.00%**
65000 - Miscellaneous Supplies	$ (447)	$ 2,577	$ 130	$ 3,415	$ 1,980	$ -	$ -	$ -	0.00%
Contractual Services	**$ -**	**$ -**	**$ 1,000**	**$ 2,300**	**$ -**	**$ -**	**$ 6,000**	**$ 6,000**	**0.00%**
50150 - Contractual/Consulting Services	$ -	$ -	$ 1,000	$ 2,300	$ -	$ -	$ 6,000	$ 6,000	0.00%
255 K-9 Unit									
Revenue	***$ 85,116***	***$ 61,164***	***$ 204,579***	***$ 294,582***	***$ 251,034***	***$ 146***	***$ 30,000***	***$ 30,000***	***0.49%***
Interest Revenue	**$ 7**	**$ 2**	**$ 230**	**$ 465**	**$ 578**	**$ 146**	**$ -**	**$ -**	**0.00%**
38000 - Investment Income	$ 7	$ 2	$ 230	$ 465	$ 578	$ 146	$ -	$ -	0.00%
Other	**$ 75,509**	**$ 50,470**	**$ 115,349**	**$ 19,857**	**$ 67,432**	**$ -**	**$ 30,000**	**$ 30,000**	**0.00%**
38520 - General Donations	$ 54,650	$ 48,114	$ 114,701	$ 19,542	$ 67,432	$ -	$ 30,000	$ 30,000	0.00%
38900 - Miscellaneous Other	$ 20,859	$ 2,356	$ 647	$ 315	$ -	$ -	$ -	$ -	0.00%
Charges for Services	**$ -**	**$ 10,691**	**$ 89,000**	**$ 274,260**	**$ 183,025**	**$ -**	**$ -**	**$ -**	**0.00%**
35480 - K-9 Training	$ -	$ 10,691	$ 89,000	$ 274,260	$ 183,025	$ -	$ -	$ -	0.00%
Transfers In	**$ 9,600**	**$ -**	**$ -**	**$ -**	**$ -**	**$ -**	**$ -**	**$ -**	**0.00%**
39000 - Transfer From Other Funds	$ 9,600	$ -	$ -	$ -	$ -	$ -	$ -	$ -	0.00%
Expenses	***$ 76,194***	***$ 48,271***	***$ 214,897***	***$ 324,884***	***$ 256,465***	***$ -***	***$ 30,000***	***$ 30,000***	***0.00%***
Commodities	**$ 26,961**	**$ 26,468**	**$ 71,553**	**$ 102,580**	**$ 59,347**	**$ -**	**$ 15,000**	**$ 15,000**	**0.00%**
65000 - Miscellaneous Supplies	$ 26,961	$ 26,468	$ 71,553	$ 102,580	$ 59,347	$ -	$ 15,000	$ 15,000	0.00%
Contingency and Other	**$ -**	**$ -**	**$ -**	**$ -**	**$ -**	**$ -**	**$ -**	**$ -**	**0.00%**
88990 - Move to Agency Fund	$ -	$ -	$ -	$ -	$ -	$ -	$ -	$ -	0.00%
89000 - Addition to Fund Balance	$ -	$ -	$ -	$ -	$ -	$ -	$ -	$ -	0.00%
Contractual Services	**$ 49,234**	**$ 21,803**	**$ 143,344**	**$ 222,304**	**$ 197,118**	**$ -**	**$ 15,000**	**$ 15,000**	**0.00%**
50150 - Contractual/Consulting Services	$ 47,734	$ 19,511	$ 137,552	$ 212,825	$ 197,118	$ -	$ 15,000	$ 15,000	0.00%
53100 - Conferences and Meetings	$ -	$ 1,792	$ -	$ -	$ -	$ -	$ -	$ -	0.00%
55015 - General Donations	$ 1,500	$ 500	$ 5,791	$ 9,478	$ -	$ -	$ -	$ -	0.00%
256 Vehicle Maintenance/Purchase									
Revenue	***$ 3,146***	***$ 1,464***	***$ 4,891***	***$ 840***	***$ 717***	***$ 52***	***$ 1,200***	***$ 1,200***	***4.35%***
Interest Revenue	**$ -**	**$ -**	**$ 161**	**$ 325**	**$ 205**	**$ 52**	**$ -**	**$ -**	**0.00%**
38000 - Investment Income	$ -	$ -	$ 161	$ 325	$ 205	$ 52	$ -	$ -	0.00%
Other	**$ 1,465**	**$ 483**	**$ 692**	**$ 516**	**$ 512**	**$ -**	**$ 1,200**	**$ 1,200**	**0.00%**
38900 - Miscellaneous Other	$ 1,465	$ 483	$ 692	$ 516	$ 512	$ -	$ 1,200	$ 1,200	0.00%
Transfers In	**$ 1,681**	**$ 981**	**$ 4,038**	**$ -**	**$ -**	**$ -**	**$ -**	**$ -**	**0.00%**
39000 - Transfer From Other Funds	$ 1,681	$ 981	$ 4,038	$ -	$ -	$ -	$ -	$ -	0.00%

Committee Revenue Expense Budget Report - by Account Detail

Through May 31, 2026 (50.0% YTD, 50.00% Payroll Expense through Pay Period Ending 5/23/2026)

***2021, 2022, 2023, 2024, 2025 and 2026 Actual Fiscal Year**

Department / Fund / Account Classification	2021 Actual Amount*	2022 Actual Amount*	2023 Actual Amount*	2024 Actual Amount*	2025 Actual Amount*	2026 Actual Amount*	2026 Amended Budget	2026 Adopted Budget	2026 YTD% Actual/Amended Budget
Expenses	***$ 2,671***	***$ 981***	***$ 527***	***$ 717***	***$ 4,038***	***$ -***	***$ 1,200***	***$ 1,200***	***0.00%***
Commodities	**$ 1,461**	**$ 981**	**$ 527**	**$ 717**	**$ 527**	**$ -**	**$ 1,200**	**$ 1,200**	**0.00%**
65000 - Miscellaneous Supplies	$ 1,461	$ 981	$ 527	$ 717	$ 527	$ -	$ 1,200	$ 1,200	0.00%
Contingency and Other	**$ -**	**$ -**	**$ -**	**$ -**	**$ -**	**$ -**	**$ -**	**$ -**	**0.00%**
89000 - Addition to Fund Balance	$ -	$ -	$ -	$ -	$ -	$ -	$ -	$ -	0.00%
Contractual Services	**$ 1,210**	**$ -**	**$ -**	**$ -**	**$ 3,511**	**$ -**	**$ -**	**$ -**	**0.00%**
50150 - Contractual/Consulting Services	$ 1,210	$ -	$ -	$ -	$ 3,511	$ -	$ -	$ -	0.00%
257 Sheriff DUI Fund									
Revenue	***$ 63,959***	***$ 32,704***	***$ 118***	***$ 490***	***$ 21,893***	***$ 128***	***$ 32,000***	***$ 32,000***	***0.40%***
Interest Revenue	**$ -**	**$ -**	**$ 118**	**$ 490**	**$ 505**	**$ 128**	**$ -**	**$ -**	**0.00%**
38000 - Investment Income	$ -	$ -	$ 118	$ 490	$ 505	$ 128	$ -	$ -	0.00%
Other	**$ -**	**$ -**	**$ -**	**$ -**	**$ -**	**$ -**	**$ -**	**$ -**	**0.00%**
39900 - Fund Balance Utilization	$ -	$ -	$ -	$ -	$ -	$ -	$ -	$ -	0.00%
Reimbursements	**$ 7,019**	**$ -**	**$ -**	**$ -**	**$ 21,387**	**$ -**	**$ -**	**$ -**	**0.00%**
37900 - Miscellaneous Reimbursement	$ 7,019	$ -	$ -	$ -	$ 21,387	$ -	$ -	$ -	0.00%
Transfers In	**$ 8,400**	**$ -**	**$ -**	**$ -**	**$ -**	**$ -**	**$ -**	**$ -**	**0.00%**
39000 - Transfer From Other Funds	$ 8,400	$ -	$ -	$ -	$ -	$ -	$ -	$ -	0.00%
Fines	**$ 48,540**	**$ 32,704**	**$ -**	**$ -**	**$ -**	**$ -**	**$ 32,000**	**$ 32,000**	**0.00%**
36050 - DUI Fines	$ 48,540	$ 32,704	$ -	$ -	$ -	$ -	$ 32,000	$ 32,000	0.00%
Expenses	***$ 66,231***	***$ 62,724***	***$ -***	***$ 46,581***	***$ 16,905***	***$ -***	***$ 32,000***	***$ 32,000***	***0.00%***
Capital	**$ -**	**$ 27,995**	**$ -**	**$ -**	**$ -**	**$ -**	**$ -**	**$ -**	**0.00%**
70120 - Special Purpose Equipment	$ -	$ 27,995	$ -	$ -	$ -	$ -	$ -	$ -	0.00%
Commodities	**$ 48,352**	**$ 27,081**	**$ -**	**$ 8,130**	**$ 16,905**	**$ -**	**$ 10,000**	**$ 10,000**	**0.00%**
65000 - Miscellaneous Supplies	$ 48,352	$ 27,081	$ -	$ 8,130	$ 16,905	$ -	$ 10,000	$ 10,000	0.00%
Contingency and Other	**$ -**	**$ -**	**$ -**	**$ -**	**$ -**	**$ -**	**$ -**	**$ -**	**0.00%**
89000 - Addition to Fund Balance	$ -	$ -	$ -	$ -	$ -	$ -	$ -	$ -	0.00%
Contractual Services	**$ 17,878**	**$ 7,648**	**$ -**	**$ 38,451**	**$ -**	**$ -**	**$ 22,000**	**$ 22,000**	**0.00%**
50150 - Contractual/Consulting Services	$ 7,200	$ 750	$ -	$ 26,061	$ -	$ -	$ 10,000	$ 10,000	0.00%
53100 - Conferences and Meetings	$ 2,196	$ -	$ -	$ -	$ -	$ -	$ -	$ -	0.00%
53115 - Law Enforcement Training	$ 8,482	$ 6,898	$ -	$ 11,400	$ -	$ -	$ 12,000	$ 12,000	0.00%
53130 - General Association Dues	$ -	$ -	$ -	$ 990	$ -	$ -	$ -	$ -	0.00%
258 Sheriffs Office Money Laundering									
Revenue	***$ 14,638***	***$ 125***	***$ 39,561***	***$ 1,599***	***$ 575***	***$ 147***	***$ 6,000***	***$ 6,000***	***2.45%***
Interest Revenue	**$ 0**	**$ -**	**$ 1,106**	**$ 1,599**	**$ 575**	**$ 147**	**$ 707**	**$ 707**	**20.80%**
38000 - Investment Income	$ 0	$ -	$ 1,106	$ 1,599	$ 575	$ 147	$ 707	$ 707	20.80%
Transfers In	**$ 7,520**	**$ 125**	**$ 38,455**	**$ -**	**$ -**	**$ -**	**$ -**	**$ -**	**0.00%**
39000 - Transfer From Other Funds	$ 7,520	$ 125	$ 38,455	$ -	$ -	$ -	$ -	$ -	0.00%
Fines	**$ 7,118**	**$ -**	**$ -**	**$ -**	**$ -**	**$ -**	**$ 5,293**	**$ 5,293**	**0.00%**
36020 - Drug Fines	$ 7,118	$ -	$ -	$ -	$ -	$ -	$ 5,293	$ 5,293	0.00%

Committee Revenue Expense Budget Report - by Account Detail

Through May 31, 2026 (50.0% YTD, 50.00% Payroll Expense through Pay Period Ending 5/23/2026)

***2021, 2022, 2023, 2024, 2025 and 2026 Actual Fiscal Year**

Department / Fund / Account Classification	2021 Actual Amount*	2022 Actual Amount*	2023 Actual Amount*	2024 Actual Amount*	2025 Actual Amount*	2026 Actual Amount*	2026 Amended Budget	2026 Adopted Budget	2026 YTD% Actual/Amended Budget
Expenses	***$ 7,520***	***$ 125***	***$ -***	***$ 22,688***	***$ 15,767***	***$ -***	***$ 6,000***	***$ 6,000***	***0.00%***
Commodities	**$ 4,452**	**$ 125**	**$ -**	**$ -**	**$ 5,143**	**$ -**	**$ -**	**$ -**	**0.00%**
60010 - Operating Supplies	$ 4,452	$ 125	$ -	$ -	$ -	$ -	$ -	$ -	0.00%
60220 - Weapons and Ammunition	$ -	$ -	$ -	$ -	$ 5,143	$ -	$ -	$ -	0.00%
Contingency and Other	**$ -**	**$ -**	**$ -**	**$ -**	**$ -**	**$ -**	**$ 1,000**	**$ 1,000**	**0.00%**
89000 - Addition to Fund Balance	$ -	$ -	$ -	$ -	$ -	$ -	$ 1,000	$ 1,000	0.00%
Contractual Services	**$ 3,068**	**$ -**	**$ -**	**$ 22,688**	**$ 10,624**	**$ -**	**$ 5,000**	**$ 5,000**	**0.00%**
50150 - Contractual/Consulting Services	$ 3,068	$ -	$ -	$ 22,688	$ 10,624	$ -	$ 5,000	$ 5,000	0.00%
259 Transportation Safety Highway HB									
Revenue	***$ 34***	***$ (51)***	***$ 188***	***$ 1,008***	***$ 550***	***$ 832***	***$ 20,000***	***$ 20,000***	***4.16%***
Interest Revenue	**$ (0)**	**$ (51)**	**$ 188**	**$ 258**	**$ 300**	**$ 82**	**$ -**	**$ -**	**0.00%**
38000 - Investment Income	$ (0)	$ (51)	$ 188	$ 258	$ 300	$ 82	$ -	$ -	0.00%
Fines	**$ 34**	**$ -**	**$ -**	**$ 750**	**$ 250**	**$ 750**	**$ 20,000**	**$ 20,000**	**3.75%**
36065 - Speed Zone Fines	$ 34	$ -	$ -	$ 750	$ 250	$ 750	$ 20,000	$ 20,000	3.75%
Expenses	***$ -***	***$ -***	***$ -***	***$ -***	***$ -***	***$ -***	***$ 20,000***	***$ 20,000***	***0.00%***
Contingency and Other	**$ -**	**$ -**	**$ -**	**$ -**	**$ -**	**$ -**	**$ 20,000**	**$ 20,000**	**0.00%**
89000 - Addition to Fund Balance	$ -	$ -	$ -	$ -	$ -	$ -	$ 20,000	$ 20,000	0.00%
Personnel Services- Salaries & Wages	**$ -**	**$ -**	**$ -**	**$ -**	**$ -**	**$ -**	**$ -**	**$ -**	**0.00%**
40000 - Salaries and Wages	$ -	$ -	$ -	$ -	$ -	$ -	$ -	$ -	0.00%
262 AJF Medical Cost									
Revenue	***$ 26,811***	***$ 32,527***	***$ 29,525***	***$ 28,216***	***$ 25,111***	***$ 12,127***	***$ 47,000***	***$ 47,000***	***25.80%***
Interest Revenue	**$ (76)**	**$ (530)**	**$ 1,993**	**$ 3,222**	**$ 3,232**	**$ 981**	**$ 1,413**	**$ 1,413**	**69.46%**
38000 - Investment Income	$ (76)	$ (530)	$ 1,993	$ 3,222	$ 3,232	$ 981	$ 1,413	$ 1,413	69.46%
Charges for Services	**$ 26,888**	**$ 30,257**	**$ 27,532**	**$ 24,994**	**$ 21,879**	**$ 11,145**	**$ 45,587**	**$ 45,587**	**24.45%**
34460 - Arrestee Medical Cost Fees	$ 26,888	$ 30,257	$ 27,532	$ 24,994	$ 21,879	$ 11,145	$ 45,587	$ 45,587	24.45%
Transfers In	**$ -**	**$ 2,800**	**$ -**	**$ -**	**$ -**	**$ -**	**$ -**	**$ -**	**0.00%**
39000 - Transfer From Other Funds	$ -	$ 2,800	$ -	$ -	$ -	$ -	$ -	$ -	0.00%
Expenses	***$ -***	***$ 25,040***	***$ 25,040***	***$ 25,040***	***$ 25,040***	***$ -***	***$ 47,000***	***$ 47,000***	***0.00%***
Contingency and Other	**$ -**	**$ -**	**$ -**	**$ -**	**$ -**	**$ -**	**$ 21,960**	**$ 21,960**	**0.00%**
89000 - Addition to Fund Balance	$ -	$ -	$ -	$ -	$ -	$ -	$ 21,960	$ 21,960	0.00%
Contractual Services	**$ -**	**$ 25,040**	**$ 25,040**	**$ 25,040**	**$ 25,040**	**$ -**	**$ 25,040**	**$ 25,040**	**0.00%**
50210 - Medical/Dental/Hospital Services	$ -	$ 25,040	$ 25,040	$ 25,040	$ 25,040	$ -	$ 25,040	$ 25,040	0.00%

Committee Revenue Expense Budget Report - by Account Detail

Through May 31, 2026 (50.0% YTD, 50.00% Payroll Expense through Pay Period Ending 5/23/2026)

***2021, 2022, 2023, 2024, 2025 and 2026 Actual Fiscal Year**

Department / Fund / Account Classification	2021 Actual Amount*	2022 Actual Amount*	2023 Actual Amount*	2024 Actual Amount*	2025 Actual Amount*	2026 Actual Amount*	2026 Amended Budget	2026 Adopted Budget	2026 YTD% Actual/Amended Budget
263 Sheriff Civil Operations									
Revenue	***$ 108,914***	***$ 141,603***	***$ 474,110***	***$ 387,605***	***$ 382,587***	***$ 66***	***$ 20,000***	***$ 20,000***	***0.33%***
Interest Revenue	**$ -**	**$ -**	**$ 60**	**$ 251**	**$ 259**	**$ 66**	**$ -**	**$ -**	**0.00%**
38000 - Investment Income	$ -	$ -	$ 60	$ 251	$ 259	$ 66	$ -	$ -	0.00%
Other	**$ 27,035**	**$ 30,691**	**$ 10,878**	**$ 8,803**	**$ 15,205**	**$ -**	**$ 20,000**	**$ 20,000**	**0.00%**
38520 - General Donations	$ 4,087	$ 7,863	$ 2,402	$ 2,308	$ 7,543	$ -	$ -	$ -	0.00%
38900 - Miscellaneous Other	$ 22,948	$ 22,829	$ 8,476	$ 6,495	$ 7,662	$ -	$ 20,000	$ 20,000	0.00%
Charges for Services	**$ 79,044**	**$ 86,708**	**$ 457,825**	**$ 365,777**	**$ 327,009**	**$ -**	**$ -**	**$ -**	**0.00%**
34360 - Net Civil Processing Fees	$ 14,808	$ 64,845	$ 441,125	$ 332,610	$ 266,519	$ -	$ -	$ -	0.00%
34365 - Failure to Appear Fee	$ 61,254	$ 20,271	$ 16,700	$ -	$ -	$ -	$ -	$ -	0.00%
35210 - Electronic Citation Fee	$ 2,983	$ 1,592	$ -	$ 33,167	$ 60,489	$ -	$ -	$ -	0.00%
Transfers In	**$ 4,300**	**$ -**	**$ -**	**$ -**	**$ -**	**$ -**	**$ -**	**$ -**	**0.00%**
39000 - Transfer From Other Funds	$ 4,300	$ -	$ -	$ -	$ -	$ -	$ -	$ -	0.00%
Fines	**$ (1,465)**	**$ 24,203**	**$ 5,346**	**$ 12,774**	**$ 40,114**	**$ -**	**$ -**	**$ -**	**0.00%**
36020 - Drug Fines	$ (1,465)	$ 24,203	$ 5,346	$ 12,774	$ 40,114	$ -	$ -	$ -	0.00%
Expenses	***$ 80,689***	***$ 72,408***	***$ 393,693***	***$ 322,251***	***$ 302,422***	***$ -***	***$ 20,000***	***$ 20,000***	***0.00%***
Commodities	**$ 51,593**	**$ 14,140**	**$ 65,180**	**$ 80,504**	**$ 64,071**	**$ -**	**$ -**	**$ -**	**0.00%**
60010 - Operating Supplies	$ 3,909	$ 3,586	$ 578	$ 15,692	$ 55,789	$ -	$ -	$ -	0.00%
60050 - Books and Subscriptions	$ 2,568	$ -	$ -	$ -	$ -	$ -	$ -	$ -	0.00%
60070 - Computer Hardware- Non Capital	$ 169	$ -	$ -	$ -	$ -	$ -	$ -	$ -	0.00%
60080 - Employee Recognition Supplies	$ 1,000	$ 98	$ 1,640	$ -	$ -	$ -	$ -	$ -	0.00%
60210 - Uniform Supplies	$ 1,557	$ -	$ 1,365	$ 910	$ 955	$ -	$ -	$ -	0.00%
65000 - Miscellaneous Supplies	$ 42,391	$ 10,455	$ 61,596	$ 63,902	$ 7,327	$ -	$ -	$ -	0.00%
Contingency and Other	**$ -**	**$ 9**	**$ -**	**$ -**	**$ -**	**$ -**	**$ -**	**$ -**	**0.00%**
88990 - Move to Agency Fund	$ -	$ 9	$ -	$ -	$ -	$ -	$ -	$ -	0.00%
89000 - Addition to Fund Balance	$ -	$ -	$ -	$ -	$ -	$ -	$ -	$ -	0.00%
Contractual Services	**$ 29,096**	**$ 58,259**	**$ 328,513**	**$ 241,747**	**$ 238,351**	**$ -**	**$ 20,000**	**$ 20,000**	**0.00%**
53100 - Conferences and Meetings	$ (3,652)	$ 1,301	$ 1,603	$ -	$ (6,498)	$ -	$ -	$ -	0.00%
53115 - Law Enforcement Training	$ 12,408	$ 4,864	$ 3,071	$ 18,569	$ 6,042	$ -	$ -	$ -	0.00%
53120 - Employee Mileage Expense	$ 81	$ -	$ 35	$ -	$ -	$ -	$ -	$ -	0.00%
53130 - General Association Dues	$ 245	$ 11,561	$ 835	$ -	$ -	$ -	$ -	$ -	0.00%
55000 - Miscellaneous Contractual Exp	$ 10,320	$ 33,897	$ 322,158	$ 223,177	$ 238,807	$ -	$ 20,000	$ 20,000	0.00%
55015 - General Donations	$ 9,694	$ 6,635	$ 812	$ -	$ -	$ -	$ -	$ -	0.00%
264 Cannabis Regulation - Local									
Revenue	***$ 83,523***	***$ 98,261***	***$ 93,822***	***$ 98,492***	***$ 92,146***	***$ 42,215***	***$ 89,503***	***$ 89,503***	***47.17%***
Interest Revenue	**$ (33)**	**$ (786)**	**$ 2,120**	**$ 1,807**	**$ 1,088**	**$ 253**	**$ 1,413**	**$ 1,413**	**17.88%**
38000 - Investment Income	$ (33)	$ (786)	$ 2,120	$ 1,807	$ 1,088	$ 253	$ 1,413	$ 1,413	17.88%
Other	**$ -**	**$ -**	**$ -**	**$ -**	**$ -**	**$ -**	**$ (1,910)**	**$ (1,910)**	**0.00%**
39900 - Fund Balance Utilization	$ -	$ -	$ -	$ -	$ -	$ -	$ (1,910)	$ (1,910)	0.00%
Other Taxes	**$ 83,556**	**$ 99,047**	**$ 91,702**	**$ 96,685**	**$ 91,059**	**$ 41,962**	**$ 90,000**	**$ 90,000**	**46.62%**
30185 - Cannabis Regulation Tax	$ 83,556	$ 99,047	$ 91,702	$ 96,685	$ 91,059	$ 41,962	$ 90,000	$ 90,000	46.62%
Expenses	***$ 73,869***	***$ 79,523***	***$ 129,093***	***$ 86,370***	***$ 110,560***	***$ 26,542***	***$ 89,503***	***$ 89,503***	***29.65%***
Capital	**$ 40,885**	**$ -**	**$ -**	**$ -**	**$ -**	**$ -**	**$ -**	**$ -**	**0.00%**
70070 - Automotive Equipment	$ 40,885	$ -	$ -	$ -	$ -	$ -	$ -	$ -	0.00%

Committee Revenue Expense Budget Report - by Account Detail

Through May 31, 2026 (50.0% YTD, 50.00% Payroll Expense through Pay Period Ending 5/23/2026)

***2021, 2022, 2023, 2024, 2025 and 2026 Actual Fiscal Year**

Department / Fund / Account Classification	2021 Actual Amount*	2022 Actual Amount*	2023 Actual Amount*	2024 Actual Amount*	2025 Actual Amount*	2026 Actual Amount*	2026 Amended Budget	2026 Adopted Budget	2026 YTD% Actual/Amended Budget
Commodities	**$ 4,644**	**$ 55,712**	**$ 79,509**	**$ 70,870**	**$ 110,560**	**$ 26,542**	**$ 45,090**	**$ 45,090**	**58.86%**
60010 - Operating Supplies	$ 4,644	$ 55,712	$ 79,509	$ 70,870	$ 110,560	$ 26,542	$ 45,090	$ 45,090	58.86%
Contractual Services	**$ 28,340**	**$ 23,811**	**$ 49,584**	**$ 15,500**	**$ -**	**$ -**	**$ 44,413**	**$ 44,413**	**0.00%**
50150 - Contractual/Consulting Services	$ 28,340	$ 23,811	$ 49,584	$ 15,500	$ -	$ -	$ 44,413	$ 44,413	0.00%
265 Sheriff DEF Federal - Treasury									
Revenue	***$ 149,749***	***$ 256,680***	***$ 239,335***	***$ 157,377***	***$ 123,475***	***$ 115,877***	***$ 51,413***	***$ 51,413***	***225.39%***
Interest Revenue	**$ 4**	**$ (611)**	**$ 1,888**	**$ 4,769**	**$ 4,600**	**$ 1,229**	**$ 1,413**	**$ 1,413**	**86.96%**
38000 - Investment Income	$ 4	$ (611)	$ 1,888	$ 4,769	$ 4,600	$ 1,229	$ 1,413	$ 1,413	86.96%
Other	**$ 12,902**	**$ 57**	**$ -**	**$ -**	**$ -**	**$ -**	**$ -**	**$ -**	**0.00%**
38900 - Miscellaneous Other	$ -	$ 57	$ -	$ -	$ -	$ -	$ -	$ -	0.00%
38990 - Move from Agency Fund	$ 12,902	$ -	$ -	$ -	$ -	$ -	$ -	$ -	0.00%
39900 - Fund Balance Utilization	$ -	$ -	$ -	$ -	$ -	$ -	$ -	$ -	0.00%
Grants	**$ 136,843**	**$ 257,234**	**$ 237,446**	**$ 152,608**	**$ 118,875**	**$ 114,648**	**$ 50,000**	**$ 50,000**	**229.30%**
32226 - Equitable Sharing Program-DEF Federal Treasury Grant	$ 136,843	$ 257,234	$ 237,446	$ 152,608	$ 118,875	$ 114,648	$ 50,000	$ 50,000	229.30%
Expenses	***$ 138,746***	***$ 257,234***	***$ 191,960***	***$ 177,756***	***$ 69,537***	***$ 108,810***	***$ 51,413***	***$ 51,413***	***211.64%***
Commodities	**$ 92,296**	**$ 257,234**	**$ 89,851**	**$ 168,883**	**$ 69,537**	**$ 108,810**	**$ 49,413**	**$ 49,413**	**220.20%**
60000 - Office Supplies	$ -	$ -	$ -	$ -	$ 104	$ -	$ -	$ -	0.00%
60010 - Operating Supplies	$ -	$ 257,234	$ 89,851	$ 168,883	$ 69,432	$ 108,810	$ 49,413	$ 49,413	220.20%
60580 - Special Purpose Equip - Non-Capital	$ 78,333	$ -	$ -	$ -	$ -	$ -	$ -	$ -	0.00%
65000 - Miscellaneous Supplies	$ 13,963	$ -	$ -	$ -	$ -	$ -	$ -	$ -	0.00%
Contingency and Other	**$ -**	**$ -**	**$ -**	**$ -**	**$ -**	**$ -**	**$ 2,000**	**$ 2,000**	**0.00%**
89000 - Addition to Fund Balance	$ -	$ -	$ -	$ -	$ -	$ -	$ 2,000	$ 2,000	0.00%
Contractual Services	**$ 46,450**	**$ -**	**$ 102,108**	**$ 8,873**	**$ -**	**$ -**	**$ -**	**$ -**	**0.00%**
50150 - Contractual/Consulting Services	$ 40,325	$ -	$ 102,108	$ 8,873	$ -	$ -	$ -	$ -	0.00%
53110 - Employee Training	$ 6,126	$ -	$ -	$ -	$ -	$ -	$ -	$ -	0.00%
351 Kane Kares									
Revenue	***$ -***	***$ -***	***$ -***	***$ -***	***$ -***	***$ -***	***$ -***	***$ -***	***0.00%***
Other	**$ -**	**$ -**	**$ -**	**$ -**	**$ -**	**$ -**	**$ -**	**$ -**	**0.00%**
38520 - General Donations	$ -	$ -	$ -	$ -	$ -	$ -	$ -	$ -	0.00%
Reimbursements	**$ -**	**$ -**	**$ -**	**$ -**	**$ -**	**$ -**	**$ -**	**$ -**	**0.00%**
37900 - Miscellaneous Reimbursement	$ -	$ -	$ -	$ -	$ -	$ -	$ -	$ -	0.00%
Expenses	***$ -***	***$ -***	***$ -***	***$ -***	***$ -***	***$ -***	***$ -***	***$ -***	***0.00%***
Contingency and Other	**$ -**	**$ -**	**$ -**	**$ -**	**$ -**	**$ -**	**$ -**	**$ -**	**0.00%**
89000 - Addition to Fund Balance	$ -	$ -	$ -	$ -	$ -	$ -	$ -	$ -	0.00%
Contractual Services	**$ -**	**$ -**	**$ -**	**$ -**	**$ -**	**$ -**	**$ -**	**$ -**	**0.00%**
50150 - Contractual/Consulting Services	$ -	$ -	$ -	$ -	$ -	$ -	$ -	$ -	0.00%
354 Mass Vaccination Fund									
Expenses	***$ 4,812***	***$ -***	***$ -***	***$ -***	***$ -***	***$ -***	***$ -***	***$ -***	***0.00%***
Commodities	**$ 4,812**	**$ -**	**$ -**	**$ -**	**$ -**	**$ -**	**$ -**	**$ -**	**0.00%**
60010 - Operating Supplies	$ 4,812	$ -	$ -	$ -	$ -	$ -	$ -	$ -	0.00%
Personnel Services- Salaries & Wages	**$ -**	**$ -**	**$ -**	**$ -**	**$ -**	**$ -**	**$ -**	**$ -**	**0.00%**

Committee Revenue Expense Budget Report - by Account Detail

Through May 31, 2026 (50.0% YTD, 50.00% Payroll Expense through Pay Period Ending 5/23/2026)

***2021, 2022, 2023, 2024, 2025 and 2026 Actual Fiscal Year**

Department / Fund / Account Classification	2021 Actual Amount*	2022 Actual Amount*	2023 Actual Amount*	2024 Actual Amount*	2025 Actual Amount*	2026 Actual Amount*	2026 Amended Budget	2026 Adopted Budget	2026 YTD% Actual/Amended Budget
40000 - Salaries and Wages	$ -	$ -	$ -	$ -	$ -	$ -	$ -	$ -	0.00%
702 Sheriff's Detail Escrow									
Revenue	***$ 40,195***	***$ 13,361***	***$ 22,570***	***$ 536,976***	***$ 199,409***	***$ 79,754***	***$ 200,000***	***$ 200,000***	***39.88%***
Interest Revenue	**$ -**	**$ -**	**$ (4,105)**	**$ (6,855)**	**$ 130**	**$ -**	**$ -**	**$ -**	**0.00%**
38000 - Investment Income	$ -	$ -	$ (4,105)	$ (6,855)	$ 130	$ -	$ -	$ -	0.00%
Other	**$ -**	**$ -**	**$ -**	**$ -**	**$ -**	**$ -**	**$ -**	**$ -**	**0.00%**
39900 - Fund Balance Utilization	$ -	$ -	$ -	$ -	$ -	$ -	$ -	$ -	0.00%
Charges for Services	**$ 40,195**	**$ 13,361**	**$ 26,675**	**$ 196,660**	**$ 199,279**	**$ 79,754**	**$ 200,000**	**$ 200,000**	**39.88%**
34350 - Detail Fees	$ 40,195	$ 13,361	$ 26,675	$ 196,660	$ 199,279	$ 79,754	$ 200,000	$ 200,000	39.88%
Transfers In	**$ -**	**$ -**	**$ -**	**$ 347,171**	**$ -**	**$ -**	**$ -**	**$ -**	**0.00%**
39001 - Transfer from General Fund 001	$ -	$ -	$ -	$ 347,171	$ -	$ -	$ -	$ -	0.00%

Committee Revenue Expense Budget Report - by Account Detail

Through May 31, 2026 (50.0% YTD, 50.00% Payroll Expense through Pay Period Ending 5/23/2026)

***2021, 2022, 2023, 2024, 2025 and 2026 Actual Fiscal Year**

Department / Fund / Account Classification	2021 Actual Amount*	2022 Actual Amount*	2023 Actual Amount*	2024 Actual Amount*	2025 Actual Amount*	2026 Actual Amount*	2026 Amended Budget	2026 Adopted Budget	2026 YTD% Actual/Amended Budget
Expenses	***$ 81,118***	***$ 268,922***	***$ 326,313***	***$ 165,728***	***$ 218,746***	***$ 111,917***	***$ 200,000***	***$ 200,000***	***55.96%***
Contractual Services	**$ 81,118**	**$ 268,922**	**$ 326,313**	**$ 165,728**	**$ 218,746**	**$ 111,917**	**$ 200,000**	**$ 200,000**	**55.96%**
50150 - Contractual/Consulting Services	$ 81,118	$ 268,922	$ 326,313	$ 165,728	$ 218,746	$ 111,917	$ 200,000	$ 200,000	55.96%
420 Merit Commission									
001 General Fund									
Expenses	***$ 87,150***	***$ 85,117***	***$ 77,661***	***$ 85,735***	***$ 73,355***	***$ 35,704***	***$ 88,654***	***$ 88,654***	***40.27%***
Commodities	**$ 661**	**$ 624**	**$ 953**	**$ 1,673**	**$ 2,111**	**$ 1,798**	**$ 2,000**	**$ 2,000**	**89.90%**
60000 - Office Supplies	$ 661	$ 624	$ 953	$ 1,673	$ 2,111	$ 1,798	$ 2,000	$ 2,000	89.90%
Contractual Services	**$ 13,958**	**$ 14,410**	**$ 6,428**	**$ 16,918**	**$ 9,596**	**$ 5,116**	**$ 13,050**	**$ 13,050**	**39.20%**
53050 - Employment Advertising	$ 1,626	$ 1,490	$ -	$ -	$ -	$ -	$ -	$ -	0.00%
53120 - Employee Mileage Expense	$ 2,796	$ 2,788	$ 3,272	$ 3,614	$ 3,754	$ 1,777	$ 4,000	$ 4,000	44.43%
53180 - Physical Agility Testing	$ -	$ -	$ -	$ -	$ -	$ -	$ -	$ -	0.00%
53190 - Entrance/Promotional Testing	$ 9,536	$ 10,132	$ 3,156	$ 13,303	$ 5,842	$ 3,339	$ 9,050	$ 9,050	36.89%
Personnel Services- Employee Benefits	**$ 6,275**	**$ 6,507**	**$ 7,277**	**$ 8,012**	**$ -**	**$ -**	**$ 13,726**	**$ 13,726**	**0.00%**
45000 - Healthcare Contribution	$ 6,019	$ 6,251	$ 7,021	$ 7,737	$ -	$ -	$ 7,507	$ 7,507	0.00%
45010 - Dental Contribution	$ 256	$ 256	$ 256	$ 275	$ -	$ -	$ 276	$ 276	0.00%
45100 - FICA/SS Contribution	$ -	$ -	$ -	$ -	$ -	$ -	$ 2,725	$ 2,725	0.00%
45200 - IMRF Contribution	$ -	$ -	$ -	$ -	$ -	$ -	$ 1,944	$ 1,944	0.00%
53010 - Workers Compensation	$ -	$ -	$ -	$ -	$ -	$ -	$ 1,274	$ 1,274	0.00%
Personnel Services- Salaries & Wages	**$ 66,255**	**$ 63,575**	**$ 63,003**	**$ 67,144**	**$ 61,647**	**$ 28,790**	**$ 73,604**	**$ 73,604**	**39.12%**
40000 - Salaries and Wages	$ 36,128	$ 34,347	$ 35,681	$ 41,488	$ 37,422	$ 18,335	$ 35,604	$ 35,604	51.50%
40003 - Cost of Living Increase	$ -	$ -	$ -	$ -	$ -	$ -	$ -	$ -	0.00%
40200 - Overtime Salaries	$ -	$ -	$ -	$ 71	$ -	$ -	$ -	$ -	0.00%
40300 - Employee Per Diem	$ 30,126	$ 29,228	$ 27,321	$ 25,585	$ 24,225	$ 10,455	$ 38,000	$ 38,000	27.51%
Services	**$ -**	**$ -**	**$ -**	**$ (8,012)**	**$ -**	**$ -**	**$ (13,726)**	**$ (13,726)**	**0.00%**
45005 - Healthcare Contribution Contra Account	$ -	$ -	$ -	$ (7,737)	$ -	$ -	$ (7,507)	$ (7,507)	0.00%
45015 - Dental Insurance Contra Account	$ -	$ -	$ -	$ (275)	$ -	$ -	$ (276)	$ (276)	0.00%
45105 - FICA/SS Contribution Contra Account	$ -	$ -	$ -	$ -	$ -	$ -	$ (2,725)	$ (2,725)	0.00%
45205 - IMRF Contribution Contra Account	$ -	$ -	$ -	$ -	$ -	$ -	$ (1,944)	$ (1,944)	0.00%
53015 - Worker's Comp Contra Account	$ -	$ -	$ -	$ -	$ -	$ -	$ (1,274)	$ (1,274)	0.00%
425 Kane Comm									
001 General Fund									
Expenses	***$ -***	***$ -***	***$ -***	***$ -***	***$ -***	***$ -***	***$ -***	***$ -***	***0.00%***
Commodities	**$ -**	**$ -**	**$ -**	**$ -**	**$ -**	**$ -**	**$ -**	**$ -**	**0.00%**
60080 - Employee Recognition Supplies	$ -	$ -	$ -	$ -	$ -	$ -	$ -	$ -	0.00%

Committee Revenue Expense Budget Report - by Account Detail

Through May 31, 2026 (50.0% YTD, 50.00% Payroll Expense through Pay Period Ending 5/23/2026)

***2021, 2022, 2023, 2024, 2025 and 2026 Actual Fiscal Year**

Department / Fund / Account Classification	2021 Actual Amount*	2022 Actual Amount*	2023 Actual Amount*	2024 Actual Amount*	2025 Actual Amount*	2026 Actual Amount*	2026 Amended Budget	2026 Adopted Budget	2026 YTD% Actual/Amended Budget
269 Kane Comm									
Revenue	***$ 2,241,532***	***$ 2,601,074***	***$ 2,919,502***	***$ 3,054,765***	***$ 3,223,510***	***$ 1,372,572***	***$ 3,254,430***	***$ 3,230,722***	***42.18%***
Interest Revenue	**$ 589**	**$ (16,890)**	**$ 61,855**	**$ 74,091**	**$ 70,172**	**$ 22,380**	**$ 36,014**	**$ 36,014**	**62.14%**
38000 - Investment Income	$ 589	$ (16,890)	$ 61,855	$ 74,091	$ 70,172	$ 22,380	$ 36,014	$ 36,014	62.14%
Other	**$ -**	**$ -**	**$ -**	**$ -**	**$ -**	**$ -**	**$ 168,489**	**$ 144,781**	**0.00%**
39900 - Fund Balance Utilization	$ -	$ -	$ -	$ -	$ -	$ -	$ 168,489	$ 144,781	0.00%
Reimbursements	**$ 845,365**	**$ 1,152,830**	**$ 1,296,093**	**$ 1,448,964**	**$ 1,460,657**	**$ 283,722**	**$ 1,300,000**	**$ 1,300,000**	**21.82%**
37070 - Cell 911 Surcharge Reimbursement	$ 831,850	$ 1,150,631	$ 1,283,493	$ 1,088,200	$ 984,560	$ 283,722	$ 900,000	$ 900,000	31.52%
37075 - ETSB Reimbursement	$ -	$ -	$ -	$ 348,167	$ 402,935	$ -	$ 400,000	$ 400,000	0.00%
37470 - VoIP Surcharge Reimbursement	$ -	$ 2,195	$ 12,600	$ 12,597	$ 73,162	$ -	$ -	$ -	0.00%
37900 - Miscellaneous Reimbursement	$ 13,515	$ 5	$ -	$ -	$ -	$ -	$ -	$ -	0.00%
Charges for Services	**$ 538,471**	**$ 587,746**	**$ 617,784**	**$ 564,388**	**$ 676,994**	**$ -**	**$ 683,456**	**$ 683,456**	**0.00%**
34420 - Radio Communication Fees	$ 538,471	$ 587,746	$ 616,789	$ 563,788	$ 676,994	$ -	$ 682,756	$ 682,756	0.00%
35220 - Emergency Communications Audio Recording Fees	$ -	$ -	$ 995	$ 600	$ -	$ -	$ 700	$ 700	0.00%
Transfers In	**$ 857,107**	**$ 877,388**	**$ 943,770**	**$ 967,321**	**$ 1,015,687**	**$ 1,066,471**	**$ 1,066,471**	**$ 1,066,471**	**100.00%**
39000 - Transfer From Other Funds	$ 857,107	$ -	$ -	$ -	$ -	$ -	$ -	$ -	0.00%
39001 - Transfer from General Fund 001	$ -	$ 877,388	$ 943,770	$ 967,321	$ 1,015,687	$ 1,066,471	$ 1,066,471	$ 1,066,471	100.00%
Expenses	***$ 2,347,896***	***$ 2,381,391***	***$ 2,901,658***	***$ 3,128,785***	***$ 3,392,020***	***$ 1,586,356***	***$ 3,254,430***	***$ 3,230,722***	***48.74%***
Capital	**$ 69,211**	**$ -**	**$ -**	**$ 14,500**	**$ -**	**$ -**	**$ -**	**$ -**	**0.00%**
70120 - Special Purpose Equipment	$ 69,211	$ -	$ -	$ 14,500	$ -	$ -	$ -	$ -	0.00%
Commodities	**$ 108,038**	**$ 124,970**	**$ 142,456**	**$ 97,227**	**$ 90,897**	**$ 3,284**	**$ 92,446**	**$ 92,446**	**3.55%**
60000 - Office Supplies	$ 1,594	$ 2,294	$ 2,190	$ 2,929	$ 1,922	$ 800	$ 2,250	$ 2,250	35.57%
60010 - Operating Supplies	$ 2,456	$ 3,061	$ 9,590	$ 11,264	$ 4,102	$ 461	$ 2,000	$ 2,000	23.04%
60020 - Computer Related Supplies	$ 7,642	$ 1,625	$ 7,459	$ 1,315	$ 1,768	$ 1,165	$ 2,000	$ 2,000	58.23%
60080 - Employee Recognition Supplies	$ 803	$ 1,133	$ 1,461	$ 1,376	$ 1,750	$ 859	$ 1,000	$ 1,000	85.85%
60265 - Public Health Commodities - Coronavirus	$ -	$ -	$ -	$ -	$ -	$ -	$ -	$ -	0.00%
64000 - Telephone	$ 95,543	$ 116,857	$ 121,755	$ 80,343	$ 81,355	$ -	$ 85,196	$ 85,196	0.00%
Contingency and Other	**$ -**	**$ -**	**$ -**	**$ -**	**$ -**	**$ -**	**$ -**	**$ -**	**0.00%**
89000 - Addition to Fund Balance	$ -	$ -	$ -	$ -	$ -	$ -	$ -	$ -	0.00%
Contractual Services	**$ 117,274**	**$ 155,779**	**$ 324,091**	**$ 410,621**	**$ 584,948**	**$ 170,437**	**$ 417,298**	**$ 417,298**	**40.84%**
50150 - Contractual/Consulting Services	$ 38,345	$ 42,340	$ 193,215	$ 58,483	$ 59,653	$ 32,570	$ 57,129	$ 57,129	57.01%
50235 - Public Health Services - Coronavirus	$ -	$ -	$ -	$ -	$ -	$ -	$ -	$ -	0.00%
52130 - Repairs and Maint- Computers	$ 2,568	$ 3,823	$ 3,230	$ 4,673	$ 3,752	$ -	$ 4,000	$ 4,000	0.00%
52140 - Repairs and Maint- Copiers	$ 79	$ 24	$ 86	$ 1,668	$ 6,234	$ -	$ 400	$ 400	0.00%
52150 - Repairs and Maint- Comm Equip	$ -	$ 24,338	$ 1,638	$ 230,317	$ 397,007	$ 105,738	$ 232,169	$ 232,169	45.54%
52160 - Repairs and Maint- Equipment	$ 7,723	$ 5,312	$ 20,856	$ 16,750	$ 3,520	$ 130	$ 5,000	$ 5,000	2.59%
52190 - Equipment Rental	$ 27,060	$ 27,332	$ 27,448	$ 29,493	$ 29,541	$ 29,173	$ 30,100	$ 30,100	96.92%
52220 - Equipment Lease	$ -	$ 48	$ -	$ 48	$ -	$ -	$ -	$ -	0.00%
53000 - Liability Insurance	$ 26,755	$ 32,903	$ 46,452	$ 47,062	$ 71,642	$ -	$ 71,462	$ 71,462	0.00%
53020 - Unemployment Claims	$ 845	$ 993	$ 636	$ 757	$ 966	$ -	$ 1,150	$ 1,150	0.00%
53040 - General Advertising	$ 923	$ 857	$ 1,059	$ 1,081	$ 547	$ 53	$ 500	$ 500	10.58%
53100 - Conferences and Meetings	$ 5,175	$ 9,655	$ 11,419	$ 10,136	$ 6,034	$ 143	$ 6,000	$ 6,000	2.38%
53110 - Employee Training	$ 5,235	$ 3,299	$ 13,652	$ 4,836	$ 2,628	$ 1,284	$ 4,000	$ 4,000	32.09%
53120 - Employee Mileage Expense	$ 431	$ 2,579	$ 2,260	$ 2,323	$ 1,297	$ 229	$ 3,000	$ 3,000	7.65%

Committee Revenue Expense Budget Report - by Account Detail

Through May 31, 2026 (50.0% YTD, 50.00% Payroll Expense through Pay Period Ending 5/23/2026)

***2021, 2022, 2023, 2024, 2025 and 2026 Actual Fiscal Year**

Department / Fund / Account Classification	2021 Actual Amount*	2022 Actual Amount*	2023 Actual Amount*	2024 Actual Amount*	2025 Actual Amount*	2026 Actual Amount*	2026 Amended Budget	2026 Adopted Budget	2026 YTD% Actual/Amended Budget
53130 - General Association Dues	$ 900	$ 714	$ 674	$ 646	$ 452	$ 260	$ 1,000	$ 1,000	26.00%
53160 - Pre-Employment Physicals	$ 1,236	$ 1,563	$ 1,466	$ 2,348	$ 1,676	$ 857	$ 1,388	$ 1,388	61.74%
Personnel Services- Employee Benefits	**$ 501,239**	**$ 502,393**	**$ 504,041**	**$ 540,765**	**$ 522,826**	**$ 253,959**	**$ 639,224**	**$ 636,278**	**39.73%**
45000 - Healthcare Contribution	$ 225,292	$ 249,677	$ 253,779	$ 255,649	$ 240,841	$ 120,904	$ 304,897	$ 304,897	39.65%
45009 - Healthcare Subsidy	$ (267)	$ -	$ -	$ -	$ -	$ -	$ -	$ -	0.00%
45010 - Dental Contribution	$ 6,621	$ 6,974	$ 6,788	$ 7,101	$ 6,940	$ 3,271	$ 11,752	$ 11,752	27.83%
45019 - Dental Subsidy	$ (9)	$ -	$ -	$ -	$ -	$ -	$ -	$ -	0.00%
45100 - FICA/SS Contribution	$ 106,206	$ 109,633	$ 124,485	$ 155,015	$ 142,054	$ 70,352	$ 155,828	$ 154,240	45.15%
45109 - FICA/SS Subsidy	$ (164)	$ (447)	$ -	$ -	$ -	$ -	$ -	$ -	0.00%
45200 - IMRF Contribution	$ 121,804	$ 97,239	$ 83,673	$ 90,616	$ 97,836	$ 59,432	$ 131,862	$ 130,504	45.07%
45209 - IMRF Subsidy	$ (206)	$ (393)	$ -	$ -	$ -	$ -	$ -	$ -	0.00%
53010 - Workers Compensation	$ 41,963	$ 39,711	$ 35,316	$ 32,384	$ 35,156	$ -	$ 34,885	$ 34,885	0.00%
Personnel Services- Salaries & Wages	**$ 1,440,983**	**$ 1,489,804**	**$ 1,820,098**	**$ 1,960,023**	**$ 2,129,482**	**$ 1,089,841**	**$ 2,036,627**	**$ 2,015,865**	**53.51%**
40000 - Salaries and Wages	$ 1,210,278	$ 1,253,304	$ 1,449,075	$ 1,617,071	$ 1,791,115	$ 928,361	$ 1,936,627	$ 1,915,865	47.94%
40002 - Non-Union Wage Increase	$ -	$ -	$ -	$ -	$ -	$ -	$ -	$ -	0.00%
40003 - Cost of Living Increase	$ -	$ -	$ -	$ -	$ -	$ -	$ -	$ -	0.00%
40009 - Salaries and Wages Subsidy	$ (2,118)	$ (5,846)	$ -	$ -	$ -	$ -	$ -	$ -	0.00%
40200 - Overtime Salaries	$ 233,047	$ 242,346	$ 371,023	$ 342,951	$ 338,366	$ 161,480	$ 100,000	$ 100,000	161.48%
40209 - Overtime Subsidy	$ (224)	$ -	$ -	$ -	$ -	$ -	$ -	$ -	0.00%
Transfers Out	**$ 111,151**	**$ 108,445**	**$ 110,973**	**$ 105,650**	**$ 63,866**	**$ 68,835**	**$ 68,835**	**$ 68,835**	**100.00%**
99000 - Transfer To Other Funds	$ 111,151	$ -	$ -	$ -	$ -	$ -	$ -	$ -	0.00%
99001 - Transfer to General Fund 001	$ -	$ 108,445	$ 110,973	$ 105,650	$ 63,866	$ 68,835	$ 68,835	$ 68,835	100.00%
430 Court Services									
001 General Fund									
Revenue	***$ 6,865,452***	***$ 7,314,443***	***$ 8,096,739***	***$ 8,352,737***	***$ 8,805,460***	***$ 4,133,910***	***$ 8,778,000***	***$ 8,778,000***	***47.09%***
Reimbursements	**$ 6,741,456**	**$ 7,205,378**	**$ 7,984,198**	**$ 8,244,908**	**$ 8,702,216**	**$ 4,045,132**	**$ 8,687,000**	**$ 8,687,000**	**46.57%**
37080 - Probation Salary Reimbursement	$ 5,768,271	$ 5,828,269	$ 6,498,090	$ 7,094,614	$ 7,793,868	$ 3,505,199	$ 7,400,000	$ 7,400,000	47.37%
37090 - Youth Home Reimbursement	$ 885,349	$ 1,261,454	$ 1,376,154	$ 1,008,300	$ 823,680	$ 486,247	$ 1,200,000	$ 1,200,000	40.52%
37550 - Treatment Alt Court Reimbursement	$ 5,150	$ 7,546	$ 8,726	$ 4,661	$ 5,179	$ 3,909	$ 5,000	$ 5,000	78.18%
37570 - IL State Board Education (ISBE) Reimbursement	$ 82,375	$ 108,108	$ 101,228	$ 110,459	$ 66,422	$ 32,683	$ 80,000	$ 80,000	40.85%
37900 - Miscellaneous Reimbursement	$ 310	$ -	$ -	$ 26,874	$ 13,067	$ 17,094	$ 2,000	$ 2,000	854.68%
Charges for Services	**$ 123,996**	**$ 109,066**	**$ 112,541**	**$ 105,329**	**$ 103,244**	**$ 88,779**	**$ 91,000**	**$ 91,000**	**97.56%**
34480 - KIDS Program Fees	$ 113,378	$ 99,810	$ 98,033	$ 101,858	$ 102,230	$ 52,605	$ 90,000	$ 90,000	58.45%
34490 - Electronic Monitoring Fees	$ 8,153	$ 7,772	$ 5,279	$ 1,030	$ -	$ 2,042	$ -	$ -	0.00%
34500 - JCS Custody Parental Sup Fees	$ -	$ -	$ -	$ -	$ -	$ -	$ -	$ -	0.00%
34520 - Mental Health/Specialty Court Fees	$ -	$ -	$ 8,300	$ -	$ -	$ 33,882	$ -	$ -	0.00%
34880 - Interstate Compact Fees	$ 1,664	$ 1,259	$ 875	$ 1,388	$ 1,000	$ 250	$ 1,000	$ 1,000	25.00%
35050 - Domestic Violence GPS Fees	$ 802	$ 224	$ 54	$ 1,053	$ 14	$ -	$ -	$ -	0.00%
Grants	**$ -**	**$ -**	**$ -**	**$ 2,500**	**$ -**	**$ -**	**$ -**	**$ -**	**0.00%**
32100 - Treatment Alt Court Grant	$ -	$ -	$ -	$ 2,500	$ -	$ -	$ -	$ -	0.00%

Committee Revenue Expense Budget Report - by Account Detail

Through May 31, 2026 (50.0% YTD, 50.00% Payroll Expense through Pay Period Ending 5/23/2026)

***2021, 2022, 2023, 2024, 2025 and 2026 Actual Fiscal Year**

Department / Fund / Account Classification	2021 Actual Amount*	2022 Actual Amount*	2023 Actual Amount*	2024 Actual Amount*	2025 Actual Amount*	2026 Actual Amount*	2026 Amended Budget	2026 Adopted Budget	2026 YTD% Actual/Amended Budget
Expenses	***$ 12,486,753***	***$ 13,185,913***	***$ 14,121,759***	***$ 13,939,808***	***$ 13,354,368***	***$ 6,350,733***	***$ 13,933,396***	***$ 12,877,899***	***45.58%***
Capital	**$ 32,000**	**$ 16,864**	**$ 18,908**	**$ 94,448**	**$ -**	**$ -**	**$ -**	**$ -**	**0.00%**
70050 - Printers	$ -	$ -	$ -	$ -	$ -	$ -	$ -	$ -	0.00%
70070 - Automotive Equipment	$ -	$ -	$ -	$ 88,698	$ -	$ -	$ -	$ -	0.00%
70080 - Office Furniture	$ -	$ 1,365	$ -	$ 5,750	$ -	$ -	$ -	$ -	0.00%
70090 - Office Equipment	$ -	$ -	$ -	$ -	$ -	$ -	$ -	$ -	0.00%
70110 - Machinery and Equipment	$ -	$ -	$ -	$ -	$ -	$ -	$ -	$ -	0.00%
70120 - Special Purpose Equipment	$ -	$ -	$ 18,908	$ -	$ -	$ -	$ -	$ -	0.00%
72010 - Building Improvements	$ 32,000	$ 15,499	$ -	$ -	$ -	$ -	$ -	$ -	0.00%
Commodities	**$ 363,521**	**$ 460,587**	**$ 360,539**	**$ 464,764**	**$ 440,656**	**$ 132,957**	**$ 301,200**	**$ -**	**44.14%**
60000 - Office Supplies	$ 15,081	$ 21,142	$ 14,100	$ 17,941	$ 24,088	$ 2,322	$ 9,750	$ -	23.81%
60010 - Operating Supplies	$ 74,525	$ 157,944	$ 38,725	$ 52,756	$ 64,712	$ 8,189	$ 39,900	$ -	20.52%
60020 - Computer Related Supplies	$ 17,354	$ 20,334	$ 25,701	$ 47,645	$ 25,986	$ 14,924	$ 18,250	$ -	81.78%
60040 - Postage	$ 28	$ 82	$ 184	$ 172	$ 297	$ -	$ 100	$ -	0.00%
60050 - Books and Subscriptions	$ 2,815	$ 5,219	$ 3,982	$ 5,648	$ 5,459	$ 3,158	$ 3,000	$ -	105.28%
60055 - Office Equipment - Non Capital	$ 2,720	$ 27	$ -	$ -	$ -	$ -	$ 5,000	$ -	0.00%
60070 - Computer Hardware- Non Capital	$ 1,903	$ 7,640	$ -	$ 1,200	$ -	$ -	$ -	$ -	0.00%
60100 - Utilities- Water	$ 14,422	$ 16,306	$ 13,810	$ 14,353	$ 1,719	$ -	$ 13,000	$ -	0.00%
60160 - Cleaning Supplies	$ -	$ -	$ -	$ -	$ -	$ -	$ -	$ -	0.00%
60210 - Uniform Supplies	$ 17,691	$ 14,646	$ 15,071	$ 11,397	$ 59,242	$ 1,378	$ 8,250	$ -	16.70%
60220 - Weapons and Ammunition	$ -	$ -	$ -	$ -	$ 96	$ -	$ 500	$ -	0.00%
60230 - Food	$ 181,734	$ 137,549	$ 162,480	$ 185,110	$ 138,371	$ 51,799	$ 60,000	$ -	86.33%
60235 - National School Lunch Program	$ -	$ -	$ -	$ -	$ 26,342	$ 23,193	$ 80,000	$ -	28.99%
60240 - Clothing Supplies	$ -	$ -	$ -	$ 1,918	$ 9,562	$ 973	$ 2,000	$ -	48.66%
60250 - Medical Supplies and Drugs	$ 9,665	$ 14,303	$ 22,484	$ 63,421	$ 8,229	$ 3,923	$ 15,050	$ -	26.07%
60265 - Public Health Commodities - Coronavirus	$ -	$ 522	$ -	$ -	$ -	$ -	$ -	$ -	0.00%
60270 - Occupational Therapy Supplies	$ 167	$ 692	$ -	$ 149	$ -	$ -	$ -	$ -	0.00%
60450 - Drug Court Graduation Supplies	$ 615	$ -	$ 179	$ 827	$ 331	$ -	$ 500	$ -	0.00%
60460 - Subscription Databases	$ -	$ 380	$ 1,039	$ 1,108	$ 1,146	$ 610	$ 1,000	$ -	61.00%
60490 - Equipment < $1000	$ -	$ 4,868	$ 5,025	$ 2,666	$ 556	$ -	$ -	$ -	0.00%
60500 - Equipment > $1000	$ -	$ 13,859	$ 5,662	$ -	$ -	$ -	$ -	$ -	0.00%
60520 - Incentives	$ 6,397	$ 8,915	$ 4,520	$ 12,128	$ 30,544	$ 4,734	$ 7,500	$ -	63.12%
60540 - Testing Materials	$ 9,781	$ 4,860	$ 9,823	$ 7,042	$ 8,375	$ 4,983	$ 8,000	$ -	62.29%
60550 - Peer Group Activities Supplies	$ -	$ 140	$ 490	$ 752	$ 3,752	$ 548	$ 1,000	$ -	54.80%
60580 - Special Purpose Equip - Non-Capital	$ -	$ 221	$ -	$ -	$ -	$ -	$ -	$ -	0.00%
63040 - Fuel- Vehicles	$ 7,833	$ 12,106	$ 12,937	$ 10,057	$ 8,347	$ 3,082	$ 9,250	$ -	33.31%
64010 - Cellular Phone	$ -	$ 18,831	$ 18,662	$ 18,708	$ 16,641	$ 7,255	$ 18,800	$ -	38.59%
65000 - Miscellaneous Supplies	$ 792	$ -	$ 5,664	$ 9,766	$ 6,862	$ 1,885	$ 350	$ -	538.50%
Contingency and Other	**$ -**	**$ -**	**$ -**	**$ -**	**$ -**	**$ -**	**$ -**	**$ 12,877,899**	**0.00%**
85000 - Allowance for Budget Expense	$ -	$ -	$ -	$ -	$ -	$ -	$ -	$ 12,877,899	0.00%
Contractual Services	**$ 791,923**	**$ 939,896**	**$ 987,387**	**$ 1,683,149**	**$ 1,181,383**	**$ 539,792**	**$ 997,016**	**$ -**	**54.14%**
50150 - Contractual/Consulting Services	$ 3,500	$ 3,075	$ 5,800	$ 53,111	$ 45,771	$ 44,292	$ 19,800	$ -	223.70%
50160 - Legal Services	$ -	$ 9,495	$ 6,120	$ 3,870	$ 60,987	$ 14,895	$ 75,000	$ -	19.86%
50200 - Psychological/Psychiatric Srvs	$ 106,607	$ 113,290	$ 124,675	$ 142,322	$ 107,769	$ 45,570	$ 118,600	$ -	38.42%
50210 - Medical/Dental/Hospital Services	$ 435,569	$ 436,090	$ 440,093	$ 421,441	$ 465,591	$ 239,008	$ 525,000	$ -	45.53%

Committee Revenue Expense Budget Report - by Account Detail

Through May 31, 2026 (50.0% YTD, 50.00% Payroll Expense through Pay Period Ending 5/23/2026)

***2021, 2022, 2023, 2024, 2025 and 2026 Actual Fiscal Year**

Department / Fund / Account Classification	2021 Actual Amount*	2022 Actual Amount*	2023 Actual Amount*	2024 Actual Amount*	2025 Actual Amount*	2026 Actual Amount*	2026 Amended Budget	2026 Adopted Budget	2026 YTD% Actual/Amended Budget
50235 - Public Health Services - Coronavirus	$ -	$ 100	$ 9,800	$ -	$ -	$ -	$ -	$ -	0.00%
50340 - Software Licensing Cost	$ 1,035	$ 425	$ 220	$ 4,408	$ 1,918	$ 18,928	$ 1,150	$ -	1,645.94%
50420 - Juvenile Board and Care	$ 22,778	$ 32,786	$ 29,279	$ 263,543	$ 47,147	$ 2,650	$ 22,000	$ -	12.04%
50480 - Security Services	$ -	$ 150	$ 21,450	$ 28,277	$ 31,515	$ 11,880	$ 42,000	$ -	28.29%
50490 - Destruction of Records Services	$ 309	$ 1,890	$ 189	$ 2,318	$ 1,449	$ 720	$ 250	$ -	288.00%
50500 - Lab Services	$ 9,182	$ 35,843	$ 26,483	$ 96,518	$ 99,325	$ 309	$ 2,300	$ -	13.42%
50630 - Halfway House	$ -	$ 680	$ 340	$ -	$ -	$ -	$ -	$ -	0.00%
52010 - Janitorial Services	$ 18,970	$ 19,524	$ 22,977	$ 19,662	$ 13,344	$ 6,672	$ 7,200	$ -	92.67%
52110 - Repairs and Maint- Buildings	$ 8,915	$ 32,453	$ 11,873	$ 2,698	$ 2,464	$ 1,272	$ 2,406	$ -	52.86%
52120 - Repairs and Maint- Grounds	$ -	$ 15,850	$ -	$ -	$ -	$ -	$ -	$ -	0.00%
52130 - Repairs and Maint- Computers	$ -	$ -	$ -	$ -	$ -	$ -	$ -	$ -	0.00%
52140 - Repairs and Maint- Copiers	$ 3,085	$ 2,924	$ 3,774	$ 3,828	$ 2,097	$ 1,585	$ 2,950	$ -	53.74%
52150 - Repairs and Maint- Comm Equip	$ 16,924	$ 27,308	$ 43,905	$ 366,005	$ 89,542	$ 23,035	$ 36,360	$ -	63.35%
52160 - Repairs and Maint- Equipment	$ 22,289	$ 17,392	$ 7,353	$ 12,005	$ 14,684	$ 2,552	$ 7,000	$ -	36.46%
52180 - Building Space Rental	$ 64,227	$ 65,512	$ 67,367	$ 68,158	$ 69,522	$ 41,297	$ 35,400	$ -	116.66%
52190 - Equipment Rental	$ 9,187	$ 9,112	$ 8,043	$ 8,542	$ 7,683	$ -	$ 8,600	$ -	0.00%
52230 - Repairs and Maint- Vehicles	$ 13,326	$ 17,916	$ 17,033	$ 29,052	$ 20,592	$ 6,579	$ 16,000	$ -	41.12%
52240 - Repairs and Maint- Office Equip	$ 1,927	$ 3,330	$ 2,677	$ 866	$ 243	$ 123	$ 1,900	$ -	6.50%
53000 - Liability Insurance	$ -	$ -	$ -	$ 751	$ 1,176	$ 751	$ 3,000	$ -	25.03%
53040 - General Advertising	$ 9,353	$ 6,687	$ -	$ 66	$ 1,892	$ -	$ 1,000	$ -	0.00%
53050 - Employment Advertising	$ 2,119	$ 12,024	$ 5,094	$ -	$ -	$ -	$ 500	$ -	0.00%
53060 - General Printing	$ 10	$ -	$ -	$ -	$ -	$ -	$ 50	$ -	0.00%
53100 - Conferences and Meetings	$ 20,343	$ 33,259	$ 77,887	$ 92,457	$ 40,449	$ 34,504	$ 25,750	$ -	134.00%
53110 - Employee Training	$ 6,787	$ 28,976	$ 32,877	$ 30,830	$ 29,242	$ 22,759	$ 23,300	$ -	97.68%
53120 - Employee Mileage Expense	$ 674	$ 1,087	$ 1,148	$ 2,711	$ 1,615	$ 1,450	$ 1,450	$ -	99.97%
53130 - General Association Dues	$ 4,653	$ 687	$ 4,396	$ 7,356	$ 8,702	$ 8,607	$ 5,200	$ -	165.51%
53170 - Employee Medical Expense	$ -	$ -	$ -	$ -	$ 66	$ -	$ -	$ -	0.00%
55000 - Miscellaneous Contractual Exp	$ 10,092	$ 12,032	$ 16,534	$ 22,355	$ 16,599	$ 10,354	$ 12,850	$ -	80.57%
55050 - Grant Services	$ 62	$ -	$ -	$ -	$ -	$ -	$ -	$ -	0.00%
Personnel Services- Employee Benefits	**$ 1,849,083**	**$ 1,946,810**	**$ 2,133,741**	**$ 2,260,581**	**$ -**	**$ -**	**$ -**	**$ -**	**0.00%**
45000 - Healthcare Contribution	$ 1,791,314	$ 1,890,486	$ 2,078,858	$ 2,201,245	$ -	$ -	$ -	$ -	0.00%
45010 - Dental Contribution	$ 57,769	$ 56,324	$ 54,882	$ 59,336	$ -	$ -	$ -	$ -	0.00%
45100 - FICA/SS Contribution	$ -	$ -	$ -	$ -	$ -	$ -	$ -	$ -	0.00%
45200 - IMRF Contribution	$ -	$ -	$ -	$ -	$ -	$ -	$ -	$ -	0.00%
53010 - Workers Compensation	$ -	$ -	$ -	$ -	$ -	$ -	$ -	$ -	0.00%
Personnel Services- Salaries & Wages	**$ 9,450,226**	**$ 9,821,756**	**$ 10,621,185**	**$ 11,697,446**	**$ 11,732,329**	**$ 5,677,985**	**$ 12,635,180**	**$ -**	**44.94%**
40000 - Salaries and Wages	$ 9,368,352	$ 9,696,426	$ 10,524,782	$ 11,624,476	$ 11,668,890	$ 5,623,209	$ 12,570,176	$ -	44.73%
40002 - Non-Union Wage Increase	$ -	$ -	$ -	$ -	$ -	$ -	$ -	$ -	0.00%
40003 - Cost of Living Increase	$ -	$ -	$ -	$ -	$ -	$ -	$ -	$ -	0.00%
40005 - New Position Budget Moved to Contingency	$ -	$ -	$ -	$ -	$ -	$ -	$ -	$ -	0.00%
40006 - Union Wage Increase	$ -	$ -	$ -	$ -	$ -	$ -	$ -	$ -	0.00%
40007 - Equity Study Adjustments	$ -	$ -	$ -	$ -	$ -	$ -	$ -	$ -	0.00%
40200 - Overtime Salaries	$ 63,338	$ 106,794	$ 78,046	$ 54,471	$ 44,939	$ 45,775	$ 47,003	$ -	97.39%
40315 - Kids First Stipend	$ 18,536	$ 18,536	$ 18,357	$ 18,500	$ 18,500	$ 9,000	$ 18,001	$ -	50.00%
Services	**$ -**	**$ -**	**$ -**	**$ (2,260,581)**	**$ -**	**$ -**	**$ -**	**$ -**	**0.00%**
45005 - Healthcare Contribution Contra Account	$ -	$ -	$ -	$ (2,201,245)	$ -	$ -	$ -	$ -	0.00%
45015 - Dental Insurance Contra Account	$ -	$ -	$ -	$ (59,336)	$ -	$ -	$ -	$ -	0.00%
45105 - FICA/SS Contribution Contra Account	$ -	$ -	$ -	$ -	$ -	$ -	$ -	$ -	0.00%
45205 - IMRF Contribution Contra Account	$ -	$ -	$ -	$ -	$ -	$ -	$ -	$ -	0.00%

Committee Revenue Expense Budget Report - by Account Detail

Through May 31, 2026 (50.0% YTD, 50.00% Payroll Expense through Pay Period Ending 5/23/2026)

***2021, 2022, 2023, 2024, 2025 and 2026 Actual Fiscal Year**

Department / Fund / Account Classification	2021 Actual Amount*	2022 Actual Amount*	2023 Actual Amount*	2024 Actual Amount*	2025 Actual Amount*	2026 Actual Amount*	2026 Amended Budget	2026 Adopted Budget	2026 YTD% Actual/Amended Budget
53015 - Worker's Comp Contra Account	$ -	$ -	$ -	$ -	$ -	$ -	$ -	$ -	0.00%
270 Probation Services									
Revenue	***$ 1,040,045***	***$ 827,911***	***$ 793,545***	***$ 891,414***	***$ 779,920***	***$ 382,933***	***$ 792,800***	***$ 792,800***	***48.30%***
Interest Revenue	**$ -**	**$ -**	**$ 40,408**	**$ 164,305**	**$ 130,937**	**$ 31,199**	**$ 26,128**	**$ 26,128**	**119.41%**
38000 - Investment Income	$ -	$ -	$ 40,408	$ 164,305	$ 130,925	$ 31,199	$ 26,128	$ 26,128	119.41%
38030 - Investment Income- Other Depts	$ -	$ -	$ -	$ -	$ 13	$ -	$ -	$ -	0.00%
Other	**$ -**	**$ -**	**$ -**	**$ -**	**$ -**	**$ -**	**$ 178,272**	**$ 178,272**	**0.00%**
39900 - Fund Balance Utilization	$ -	$ -	$ -	$ -	$ -	$ -	$ 178,272	$ 178,272	0.00%
Reimbursements	**$ 10,635**	**$ 5,510**	**$ 3,746**	**$ 10,298**	**$ 24,188**	**$ 21,679**	**$ 6,000**	**$ 6,000**	**361.32%**
37120 - Polygraph Testing Reimbursement	$ 2,635	$ 1,510	$ 1,664	$ 2,350	$ 420	$ 880	$ 1,000	$ 1,000	88.00%
37900 - Miscellaneous Reimbursement	$ 8,000	$ 4,000	$ 2,082	$ 7,948	$ 23,768	$ 20,799	$ 5,000	$ 5,000	415.98%
Charges for Services	**$ 950,310**	**$ 822,401**	**$ 749,391**	**$ 716,810**	**$ 624,795**	**$ 330,055**	**$ 582,400**	**$ 582,400**	**56.67%**
34540 - DNA Indexing Fees	$ 1,289	$ 1,497	$ 1,133	$ 559	$ 16	$ 607	$ 200	$ 200	303.71%
34550 - GPS Monitoring Fees	$ 6,066	$ 926	$ 1,221	$ 99	$ -	$ -	$ 100	$ 100	0.00%
35060 - Risk Assessment Fees	$ 238	$ 606	$ 50	$ 181	$ 108	$ 9	$ 100	$ 100	8.58%
35200 - Protective Order Violation Fees	$ 5,031	$ 1,961	$ 3,321	$ 2,226	$ 3,144	$ 1,513	$ 2,000	$ 2,000	75.66%
35290 - Probation Fee Court Cost	$ 175,564	$ 179,292	$ 189,151	$ 206,069	$ 198,161	$ 98,408	$ 180,000	$ 180,000	54.67%
35900 - Miscellaneous Fees	$ 762,122	$ 638,120	$ 554,515	$ 507,676	$ 423,365	$ 229,518	$ 400,000	$ 400,000	57.38%
Transfers In	**$ 79,100**	**$ -**	**$ -**	**$ -**	**$ -**	**$ -**	**$ -**	**$ -**	**0.00%**
39000 - Transfer From Other Funds	$ 79,100	$ -	$ -	$ -	$ -	$ -	$ -	$ -	0.00%
Expenses	***$ 1,056,382***	***$ 1,197,471***	***$ 1,246,412***	***$ 1,502,037***	***$ 952,649***	***$ 520,865***	***$ 792,800***	***$ 792,800***	***65.70%***
Capital	**$ 17,795**	**$ 28,404**	**$ -**	**$ -**	**$ -**	**$ -**	**$ -**	**$ -**	**0.00%**
70120 - Special Purpose Equipment	$ -	$ 28,404	$ -	$ -	$ -	$ -	$ -	$ -	0.00%
72010 - Building Improvements	$ 17,795	$ -	$ -	$ -	$ -	$ -	$ -	$ -	0.00%
Commodities	**$ 13,087**	**$ 20,616**	**$ 19,055**	**$ 22,697**	**$ 21,997**	**$ 3,209**	**$ 21,000**	**$ 21,000**	**15.28%**
60000 - Office Supplies	$ -	$ -	$ -	$ -	$ -	$ -	$ -	$ -	0.00%
60010 - Operating Supplies	$ -	$ -	$ -	$ -	$ -	$ -	$ -	$ -	0.00%
60020 - Computer Related Supplies	$ 6,200	$ -	$ -	$ -	$ -	$ -	$ 1,000	$ 1,000	0.00%
60050 - Books and Subscriptions	$ -	$ -	$ -	$ -	$ -	$ -	$ -	$ -	0.00%
60060 - Computer Software- Non Capital	$ -	$ -	$ -	$ -	$ -	$ -	$ -	$ -	0.00%
60070 - Computer Hardware- Non Capital	$ -	$ -	$ -	$ -	$ -	$ -	$ -	$ -	0.00%
60210 - Uniform Supplies	$ -	$ -	$ -	$ -	$ -	$ -	$ -	$ -	0.00%
60220 - Weapons and Ammunition	$ -	$ -	$ -	$ -	$ -	$ -	$ -	$ -	0.00%
60250 - Medical Supplies and Drugs	$ -	$ -	$ -	$ -	$ -	$ -	$ -	$ -	0.00%
60520 - Incentives	$ 5,070	$ 13,203	$ 14,157	$ 17,720	$ 14,700	$ 1,550	$ 15,000	$ 15,000	10.33%
60540 - Testing Materials	$ 1,817	$ 7,413	$ 4,898	$ 4,977	$ 7,297	$ 1,659	$ 5,000	$ 5,000	33.18%
Contingency and Other	**$ -**	**$ -**	**$ -**	**$ -**	**$ -**	**$ -**	**$ 8,400**	**$ 8,400**	**0.00%**

Committee Revenue Expense Budget Report - by Account Detail

Through May 31, 2026 (50.0% YTD, 50.00% Payroll Expense through Pay Period Ending 5/23/2026)

***2021, 2022, 2023, 2024, 2025 and 2026 Actual Fiscal Year**

Department / Fund / Account Classification	2021 Actual Amount*	2022 Actual Amount*	2023 Actual Amount*	2024 Actual Amount*	2025 Actual Amount*	2026 Actual Amount*	2026 Amended Budget	2026 Adopted Budget	2026 YTD% Actual/Amended Budget
89000 - Addition to Fund Balance	$ -	$ -	$ -	$ -	$ -	$ -	$ 8,400	$ 8,400	0.00%
Contractual Services	**$ 598,593**	**$ 775,101**	**$ 854,008**	**$ 1,105,990**	**$ 930,652**	**$ 517,656**	**$ 763,400**	**$ 763,400**	**67.81%**
50150 - Contractual/Consulting Services	$ 83,596	$ 87,015	$ 265,653	$ 256,156	$ 242,185	$ 56,561	$ 160,000	$ 160,000	35.35%
50160 - Legal Services	$ 40,815	$ 10,463	$ -	$ -	$ -	$ -	$ -	$ -	0.00%
50190 - Court Appointed Counsel	$ -	$ -	$ -	$ -	$ -	$ -	$ -	$ -	0.00%
50200 - Psychological/Psychiatric Srvs	$ 384,233	$ 530,742	$ 469,063	$ 352,152	$ 266,005	$ 166,018	$ 350,000	$ 350,000	47.43%
50340 - Software Licensing Cost	$ 69,865	$ 71,578	$ 75,905	$ 491,246	$ 419,877	$ 293,633	$ 239,400	$ 239,400	122.65%
50410 - Polygraph Testing	$ 900	$ 2,650	$ 2,400	$ 4,300	$ 350	$ 350	$ 2,000	$ 2,000	17.50%
50420 - Juvenile Board and Care	$ -	$ -	$ -	$ -	$ -	$ -	$ -	$ -	0.00%
50480 - Security Services	$ 13,585	$ 17,264	$ 5,225	$ -	$ -	$ -	$ -	$ -	0.00%
50500 - Lab Services	$ -	$ 366	$ 11	$ -	$ -	$ -	$ -	$ -	0.00%
50530 - Testing Services	$ -	$ -	$ -	$ 158	$ -	$ 1,094	$ -	$ -	0.00%
53100 - Conferences and Meetings	$ 2,732	$ 4,686	$ 10,036	$ 1,978	$ 1,790	$ -	$ 5,000	$ 5,000	0.00%
53110 - Employee Training	$ -	$ 46,270	$ 25,715	$ -	$ 445	$ -	$ 4,000	$ 4,000	0.00%
53130 - General Association Dues	$ -	$ 1,200	$ -	$ -	$ -	$ -	$ 1,000	$ 1,000	0.00%
55000 - Miscellaneous Contractual Exp	$ 2,867	$ 2,867	$ -	$ -	$ -	$ -	$ 2,000	$ 2,000	0.00%
Transfers Out	**$ 426,906**	**$ 373,350**	**$ 373,350**	**$ 373,350**	**$ -**	**$ -**	**$ -**	**$ -**	**0.00%**
99000 - Transfer To Other Funds	$ 426,906	$ -	$ -	$ -	$ -	$ -	$ -	$ -	0.00%
99273 - Transfer to Drug Court Special Resources Fund 273	$ -	$ 373,350	$ 373,350	$ 373,350	$ -	$ -	$ -	$ -	0.00%
271 Substance Abuse Screening									
Revenue	***$ 30,822***	***$ 9,279***	***$ 38,131***	***$ 39,978***	***$ 42,553***	***$ 12,303***	***$ 70,000***	***$ 70,000***	***17.58%***
Interest Revenue	**$ (39)**	**$ (6,698)**	**$ 25,388**	**$ 30,603**	**$ 32,586**	**$ 8,150**	**$ 14,829**	**$ 14,829**	**54.96%**
38000 - Investment Income	$ (39)	$ (6,698)	$ 25,388	$ 30,603	$ 32,586	$ 8,150	$ 14,829	$ 14,829	54.96%
Other	**$ -**	**$ -**	**$ -**	**$ -**	**$ -**	**$ -**	**$ 45,171**	**$ 45,171**	**0.00%**
39900 - Fund Balance Utilization	$ -	$ -	$ -	$ -	$ -	$ -	$ 45,171	$ 45,171	0.00%
Charges for Services	**$ 18,558**	**$ 14,080**	**$ 12,743**	**$ 9,375**	**$ 9,967**	**$ 4,153**	**$ 10,000**	**$ 10,000**	**41.53%**
34530 - Substance Abuse Screening Fees	$ 18,558	$ 14,080	$ 12,743	$ 9,375	$ 9,967	$ 4,153	$ 10,000	$ 10,000	41.53%
Transfers In	**$ 12,303**	**$ 1,897**	**$ -**	**$ -**	**$ -**	**$ -**	**$ -**	**$ -**	**0.00%**
39000 - Transfer From Other Funds	$ 12,303	$ 1,897	$ -	$ -	$ -	$ -	$ -	$ -	0.00%
Expenses	***$ 12,880***	***$ 30,226***	***$ 45,818***	***$ 459***	***$ -***	***$ 33,838***	***$ 70,000***	***$ 70,000***	***48.34%***
Commodities	**$ 376**	**$ 104**	**$ 863**	**$ 459**	**$ -**	**$ 120**	**$ -**	**$ -**	**0.00%**
60250 - Medical Supplies and Drugs	$ 376	$ 104	$ 863	$ 459	$ -	$ 120	$ -	$ -	0.00%
Contingency and Other	**$ -**	**$ -**	**$ -**	**$ -**	**$ -**	**$ -**	**$ -**	**$ -**	**0.00%**
89000 - Addition to Fund Balance	$ -	$ -	$ -	$ -	$ -	$ -	$ -	$ -	0.00%
Contractual Services	**$ 12,504**	**$ 30,122**	**$ 44,955**	**$ -**	**$ -**	**$ 33,718**	**$ 70,000**	**$ 70,000**	**48.17%**
50500 - Lab Services	$ 12,466	$ 30,122	$ 44,955	$ -	$ -	$ 33,718	$ 70,000	$ 70,000	48.17%
53040 - General Advertising	$ 38	$ -	$ -	$ -	$ -	$ -	$ -	$ -	0.00%
273 Drug Court Special Resources									
Revenue	***$ 684,993***	***$ 437,726***	***$ 696,561***	***$ 647,397***	***$ 178,264***	***$ 63,894***	***$ 246,450***	***$ 246,450***	***25.93%***
Interest Revenue	**$ 1,026**	**$ (14,530)**	**$ 57,111**	**$ 93,450**	**$ 98,526**	**$ 24,210**	**$ 33,189**	**$ 33,189**	**72.94%**
38000 - Investment Income	$ 1,026	$ (14,530)	$ 57,111	$ 93,450	$ 98,526	$ 24,210	$ 33,189	$ 33,189	72.94%
Other	**$ -**	**$ -**	**$ -**	**$ -**	**$ -**	**$ -**	**$ 133,261**	**$ 133,261**	**0.00%**
39900 - Fund Balance Utilization	$ -	$ -	$ -	$ -	$ -	$ -	$ 133,261	$ 133,261	0.00%
Reimbursements	**$ -**	**$ -**	**$ -**	**$ -**	**$ 23**	**$ -**	**$ -**	**$ -**	**0.00%**

Committee Revenue Expense Budget Report - by Account Detail

Through May 31, 2026 (50.0% YTD, 50.00% Payroll Expense through Pay Period Ending 5/23/2026)

***2021, 2022, 2023, 2024, 2025 and 2026 Actual Fiscal Year**

Department / Fund / Account Classification	2021 Actual Amount*	2022 Actual Amount*	2023 Actual Amount*	2024 Actual Amount*	2025 Actual Amount*	2026 Actual Amount*	2026 Amended Budget	2026 Adopted Budget	2026 YTD% Actual/Amended Budget
37900 - Miscellaneous Reimbursement	$ -	$ -	$ -	$ -	$ 23	$ -	$ -	$ -	0.00%
Charges for Services	**$ 82,374**	**$ 73,696**	**$ 75,389**	**$ 82,647**	**$ 79,700**	**$ 39,624**	**$ 80,000**	**$ 80,000**	**49.53%**
34820 - Drug Court Fees	$ 82,374	$ 73,696	$ 75,389	$ 82,647	$ 79,700	$ 39,624	$ 80,000	$ 80,000	49.53%
Transfers In	**$ 434,806**	**$ 378,350**	**$ 373,350**	**$ 373,350**	**$ -**	**$ -**	**$ -**	**$ -**	**0.00%**
39000 - Transfer From Other Funds	$ 434,806	$ 5,000	$ -	$ -	$ -	$ -	$ -	$ -	0.00%
39270 - Transfer from Probation Services Fund 270	$ -	$ 373,350	$ 373,350	$ 373,350	$ -	$ -	$ -	$ -	0.00%
Grants	**$ 166,667**	**$ -**	**$ 190,710**	**$ 97,921**	**$ -**	**$ -**	**$ -**	**$ -**	**0.00%**
32115 - Bureau of Justice Assistance Grant	$ 166,667	$ -	$ 190,710	$ 97,921	$ -	$ -	$ -	$ -	0.00%
Fines	**$ 120**	**$ 210**	**$ -**	**$ 30**	**$ 15**	**$ 60**	**$ -**	**$ -**	**0.00%**
36020 - Drug Fines	$ 120	$ 210	$ -	$ 30	$ 15	$ 60	$ -	$ -	0.00%
Expenses	***$ 266,110***	***$ 289,300***	***$ 364,137***	***$ 263,120***	***$ 156,786***	***$ 67,725***	***$ 246,450***	***$ 246,450***	***27.48%***
Commodities	**$ 10,966**	**$ 9,408**	**$ 17,860**	**$ 20,952**	**$ 19,225**	**$ 3,028**	**$ 17,700**	**$ 17,700**	**17.11%**
60000 - Office Supplies	$ 752	$ 518	$ 53	$ 282	$ 1,265	$ -	$ 400	$ 400	0.00%
60010 - Operating Supplies	$ 724	$ 604	$ 892	$ 912	$ 385	$ -	$ 750	$ 750	0.00%
60040 - Postage	$ -	$ -	$ 38	$ 10	$ -	$ -	$ 50	$ 50	0.00%
60050 - Books and Subscriptions	$ 1,160	$ 184	$ 2,877	$ 2,931	$ 242	$ -	$ 1,500	$ 1,500	0.00%
60250 - Medical Supplies and Drugs	$ 225	$ 865	$ 475	$ 782	$ 562	$ 562	$ 750	$ 750	74.93%
60450 - Drug Court Graduation Supplies	$ 1,731	$ 973	$ 1,525	$ 1,472	$ 1,084	$ 275	$ 1,500	$ 1,500	18.33%

Committee Revenue Expense Budget Report - by Account Detail

Through May 31, 2026 (50.0% YTD, 50.00% Payroll Expense through Pay Period Ending 5/23/2026)

***2021, 2022, 2023, 2024, 2025 and 2026 Actual Fiscal Year**

Department / Fund / Account Classification	2021 Actual Amount*	2022 Actual Amount*	2023 Actual Amount*	2024 Actual Amount*	2025 Actual Amount*	2026 Actual Amount*	2026 Amended Budget	2026 Adopted Budget	2026 YTD% Actual/Amended Budget
60530 - Sanction Incentives	$ 4,168	$ 3,440	$ 8,173	$ 10,806	$ 9,081	$ 671	$ 9,000	$ 9,000	7.46%
60550 - Peer Group Activities Supplies	$ 910	$ 1,294	$ 3,073	$ 3,334	$ 4,467	$ 1,195	$ 3,000	$ 3,000	39.82%
63040 - Fuel- Vehicles	$ 1,297	$ 1,531	$ 555	$ 423	$ 344	$ 325	$ 750	$ 750	43.37%
65000 - Miscellaneous Supplies	$ -	$ -	$ 201	$ -	$ 1,794	$ -	$ -	$ -	0.00%
Contingency and Other	**$ -**	**$ -**	**$ -**	**$ -**	**$ -**	**$ -**	**$ -**	**$ -**	**0.00%**
89000 - Addition to Fund Balance	$ -	$ -	$ -	$ -	$ -	$ -	$ -	$ -	0.00%
Contractual Services	**$ 255,144**	**$ 279,891**	**$ 346,277**	**$ 242,169**	**$ 137,561**	**$ 64,697**	**$ 228,750**	**$ 228,750**	**28.28%**
50150 - Contractual/Consulting Services	$ 33,146	$ 35,102	$ 38,565	$ 41,633	$ 38,795	$ 13,747	$ 35,000	$ 35,000	39.28%
50200 - Psychological/Psychiatric Srvs	$ -	$ -	$ 2,768	$ 6,358	$ 9,285	$ 4,092	$ 5,000	$ 5,000	81.83%
50340 - Software Licensing Cost	$ -	$ 141	$ 50	$ -	$ 50	$ -	$ -	$ -	0.00%
50500 - Lab Services	$ 27,667	$ 66,166	$ 101,455	$ 61,656	$ 39,780	$ 13,684	$ 55,000	$ 55,000	24.88%
50630 - Halfway House	$ 12,643	$ 15,588	$ 22,035	$ 13,034	$ 3,025	$ 1,000	$ 15,000	$ 15,000	6.67%
50640 - Residential Treatment	$ 156,575	$ 150,284	$ 159,600	$ 107,417	$ 23,920	$ 22,176	$ 100,000	$ 100,000	22.18%
52230 - Repairs and Maint- Vehicles	$ 2,240	$ 1,189	$ 1,897	$ 2,055	$ 1,277	$ -	$ 2,000	$ 2,000	0.00%
52240 - Repairs and Maint- Office Equip	$ 124	$ 124	$ 213	$ 124	$ -	$ -	$ -	$ -	0.00%
53040 - General Advertising	$ 32	$ -	$ -	$ -	$ 44	$ -	$ -	$ -	0.00%
53100 - Conferences and Meetings	$ 21,187	$ 6,957	$ 8,791	$ 8,440	$ 20,739	$ 1,220	$ 15,000	$ 15,000	8.13%
53110 - Employee Training	$ 1,311	$ 87	$ 6,716	$ 1,352	$ 646	$ 8,745	$ 1,500	$ 1,500	582.99%
53120 - Employee Mileage Expense	$ 78	$ 39	$ 39	$ 100	$ -	$ 34	$ 100	$ 100	33.57%
53130 - General Association Dues	$ 140	$ -	$ 150	$ -	$ -	$ -	$ 150	$ 150	0.00%
55000 - Miscellaneous Contractual Exp	$ -	$ 4,213	$ 3,999	$ -	$ -	$ -	$ -	$ -	0.00%
275 Juvenile Drug Court									
Revenue	***$ -***	***$ -***	***$ -***	***$ -***	***$ -***	***$ -***	***$ -***	***$ -***	***0.00%***
Interest Revenue	**$ -**	**$ -**	**$ -**	**$ -**	**$ -**	**$ -**	**$ -**	**$ -**	**0.00%**
38000 - Investment Income	$ -	$ -	$ -	$ -	$ -	$ -	$ -	$ -	0.00%
Charges for Services	**$ -**	**$ -**	**$ -**	**$ -**	**$ -**	**$ -**	**$ -**	**$ -**	**0.00%**
34820 - Drug Court Fees	$ -	$ -	$ -	$ -	$ -	$ -	$ -	$ -	0.00%
Transfers In	**$ -**	**$ -**	**$ -**	**$ -**	**$ -**	**$ -**	**$ -**	**$ -**	**0.00%**
39000 - Transfer From Other Funds	$ -	$ -	$ -	$ -	$ -	$ -	$ -	$ -	0.00%
Expenses	***$ -***	***$ -***	***$ -***	***$ -***	***$ -***	***$ -***	***$ -***	***$ -***	***0.00%***
Contingency and Other	**$ -**	**$ -**	**$ -**	**$ -**	**$ -**	**$ -**	**$ -**	**$ -**	**0.00%**
89000 - Addition to Fund Balance	$ -	$ -	$ -	$ -	$ -	$ -	$ -	$ -	0.00%
276 Probation Victim Services									
Revenue	***$ 13,119***	***$ 10,233***	***$ 13,392***	***$ 11,703***	***$ 10,859***	***$ 4,873***	***$ 10,000***	***$ 10,000***	***48.73%***
Interest Revenue	**$ (6)**	**$ (565)**	**$ 1,935**	**$ 3,138**	**$ 3,794**	**$ 1,021**	**$ 1,413**	**$ 1,413**	**72.25%**
38000 - Investment Income	$ (6)	$ (565)	$ 1,935	$ 3,138	$ 3,794	$ 1,021	$ 1,413	$ 1,413	72.25%
Other	**$ -**	**$ -**	**$ -**	**$ -**	**$ -**	**$ -**	**$ 1,587**	**$ 1,587**	**0.00%**
39900 - Fund Balance Utilization	$ -	$ -	$ -	$ -	$ -	$ -	$ 1,587	$ 1,587	0.00%
Charges for Services	**$ 13,125**	**$ 10,798**	**$ 9,257**	**$ 8,565**	**$ 7,065**	**$ 3,852**	**$ 7,000**	**$ 7,000**	**55.03%**
35180 - Probation Victim Services Fees	$ 13,125	$ 10,798	$ 9,257	$ 8,565	$ 7,065	$ 3,852	$ 7,000	$ 7,000	55.03%
Transfers In	**$ -**	**$ -**	**$ 2,200**	**$ -**	**$ -**	**$ -**	**$ -**	**$ -**	**0.00%**
39000 - Transfer From Other Funds	$ -	$ -	$ 2,200	$ -	$ -	$ -	$ -	$ -	0.00%
Expenses	***$ -***	***$ -***	***$ -***	***$ -***	***$ -***	***$ -***	***$ 10,000***	***$ 10,000***	***0.00%***

Committee Revenue Expense Budget Report - by Account Detail

Through May 31, 2026 (50.0% YTD, 50.00% Payroll Expense through Pay Period Ending 5/23/2026)

***2021, 2022, 2023, 2024, 2025 and 2026 Actual Fiscal Year**

Department / Fund / Account Classification	2021 Actual Amount*	2022 Actual Amount*	2023 Actual Amount*	2024 Actual Amount*	2025 Actual Amount*	2026 Actual Amount*	2026 Amended Budget	2026 Adopted Budget	2026 YTD% Actual/Amended Budget
Contingency and Other	**$ -**	**$ -**	**$ -**	**$ -**	**$ -**	**$ -**	**$ -**	**$ -**	**0.00%**
89000 - Addition to Fund Balance	$ -	$ -	$ -	$ -	$ -	$ -	$ -	$ -	0.00%
Contractual Services	**$ -**	**$ -**	**$ -**	**$ -**	**$ -**	**$ -**	**$ 10,000**	**$ 10,000**	**0.00%**
50590 - Professional Services	$ -	$ -	$ -	$ -	$ -	$ -	$ 10,000	$ 10,000	0.00%
277 Victim Impact Panel									
Revenue	***$ (9)***	***$ (45)***	***$ 8,148***	***$ 551***	***$ 556***	***$ 118***	***$ 200***	***$ 200***	***58.90%***
Interest Revenue	**$ (9)**	**$ (45)**	**$ 548**	**$ 551**	**$ 556**	**$ 118**	**$ 200**	**$ 200**	**58.90%**
38000 - Investment Income	$ (9)	$ (45)	$ 548	$ 551	$ 465	$ 118	$ 200	$ 200	58.90%
38030 - Investment Income- Other Depts	$ -	$ -	$ -	$ -	$ 91	$ -	$ -	$ -	0.00%
Charges for Services	**$ -**	**$ -**	**$ -**	**$ -**	**$ -**	**$ -**	**$ -**	**$ -**	**0.00%**
35365 - Victim Impact Panel Fees	$ -	$ -	$ -	$ -	$ -	$ -	$ -	$ -	0.00%
Transfers In	**$ -**	**$ -**	**$ 7,600**	**$ -**	**$ -**	**$ -**	**$ -**	**$ -**	**0.00%**
39000 - Transfer From Other Funds	$ -	$ -	$ 7,600	$ -	$ -	$ -	$ -	$ -	0.00%
Expenses	***$ -***	***$ -***	***$ -***	***$ 2,620***	***$ -***	***$ -***	***$ 200***	***$ 200***	***0.00%***
Commodities	**$ -**	**$ -**	**$ -**	**$ -**	**$ -**	**$ -**	**$ -**	**$ -**	**0.00%**
60000 - Office Supplies	$ -	$ -	$ -	$ -	$ -	$ -	$ -	$ -	0.00%
60010 - Operating Supplies	$ -	$ -	$ -	$ -	$ -	$ -	$ -	$ -	0.00%
Contingency and Other	**$ -**	**$ -**	**$ -**	**$ -**	**$ -**	**$ -**	**$ 200**	**$ 200**	**0.00%**
89000 - Addition to Fund Balance	$ -	$ -	$ -	$ -	$ -	$ -	$ 200	$ 200	0.00%
Contractual Services	**$ -**	**$ -**	**$ -**	**$ 2,620**	**$ -**	**$ -**	**$ -**	**$ -**	**0.00%**
50150 - Contractual/Consulting Services	$ -	$ -	$ -	$ 2,620	$ -	$ -	$ -	$ -	0.00%
278 Juvenile Justice Donation Fund									
Revenue	***$ 689***	***$ 748***	***$ 1,291***	***$ 5,379***	***$ 7,890***	***$ 1,413***	***$ 2,089***	***$ 2,089***	***67.64%***
Interest Revenue	**$ (2)**	**$ (77)**	**$ 262**	**$ 1,228**	**$ 841**	**$ 258**	**$ 89**	**$ 89**	**290.00%**
38000 - Investment Income	$ (2)	$ (77)	$ 262	$ 1,228	$ 841	$ 258	$ 89	$ 89	290.00%
Other	**$ 691**	**$ 825**	**$ 1,029**	**$ 4,151**	**$ 7,049**	**$ 1,155**	**$ 2,000**	**$ 2,000**	**57.75%**
38520 - General Donations	$ 691	$ 825	$ 1,029	$ 4,151	$ 7,049	$ 1,155	$ 2,000	$ 2,000	57.75%
38900 - Miscellaneous Other	$ -	$ -	$ -	$ -	$ -	$ -	$ -	$ -	0.00%
Expenses	***$ 23***	***$ 262***	***$ 216***	***$ 325***	***$ 616***	***$ 550***	***$ 2,089***	***$ 2,089***	***26.34%***
Commodities	**$ 23**	**$ 262**	**$ 216**	**$ 325**	**$ 616**	**$ 550**	**$ 400**	**$ 400**	**137.58%**
60050 - Books and Subscriptions	$ -	$ -	$ 216	$ 325	$ 545	$ 493	$ 300	$ 300	164.24%
65000 - Miscellaneous Supplies	$ 23	$ 262	$ -	$ -	$ 72	$ 58	$ 100	$ 100	57.58%
Contingency and Other	**$ -**	**$ -**	**$ -**	**$ -**	**$ -**	**$ -**	**$ 1,689**	**$ 1,689**	**0.00%**
89000 - Addition to Fund Balance	$ -	$ -	$ -	$ -	$ -	$ -	$ 1,689	$ 1,689	0.00%

Committee Revenue Expense Budget Report - by Account Detail

Through May 31, 2026 (50.0% YTD, 50.00% Payroll Expense through Pay Period Ending 5/23/2026)

***2021, 2022, 2023, 2024, 2025 and 2026 Actual Fiscal Year**

Department / Fund / Account Classification	2021 Actual Amount*	2022 Actual Amount*	2023 Actual Amount*	2024 Actual Amount*	2025 Actual Amount*	2026 Actual Amount*	2026 Amended Budget	2026 Adopted Budget	2026 YTD% Actual/Amended Budget
279 DUI Court									
Revenue	***$ -***	***$ -***	***$ -***	***$ 98,205***	***$ 137,186***	***$ 109,541***	***$ 228,300***	***$ 228,300***	***47.98%***
Interest Revenue	**$ -**	**$ -**	**$ -**	**$ 10**	**$ 3,537**	**$ 1,547**	**$ 1,200**	**$ 1,200**	**128.93%**
38000 - Investment Income	$ -	$ -	$ -	$ 10	$ 3,537	$ 1,547	$ 1,200	$ 1,200	128.93%
Grants	**$ -**	**$ -**	**$ -**	**$ 98,195**	**$ 133,649**	**$ 107,994**	**$ 227,100**	**$ 227,100**	**47.55%**
32724 - DUI Court IDOT Grant	$ -	$ -	$ -	$ 98,195	$ 133,649	$ 107,994	$ 227,100	$ 227,100	47.55%
Expenses	***$ -***	***$ -***	***$ -***	***$ 16,685***	***$ 165,694***	***$ 85,898***	***$ 228,300***	***$ 228,300***	***37.63%***
Commodities	**$ -**	**$ -**	**$ -**	**$ -**	**$ 2,187**	**$ 1,816**	**$ 4,000**	**$ 4,000**	**45.39%**
60000 - Office Supplies	$ -	$ -	$ -	$ -	$ -	$ -	$ -	$ -	0.00%
60010 - Operating Supplies	$ -	$ -	$ -	$ -	$ -	$ -	$ -	$ -	0.00%
60050 - Books and Subscriptions	$ -	$ -	$ -	$ -	$ -	$ -	$ -	$ -	0.00%
60450 - Drug Court Graduation Supplies	$ -	$ -	$ -	$ -	$ -	$ 23	$ -	$ -	0.00%
60520 - Incentives	$ -	$ -	$ -	$ -	$ 2,187	$ 1,792	$ 4,000	$ 4,000	44.81%
Contingency and Other	**$ -**	**$ -**	**$ -**	**$ -**	**$ -**	**$ -**	**$ 32,200**	**$ 32,200**	**0.00%**
89000 - Addition to Fund Balance	$ -	$ -	$ -	$ -	$ -	$ -	$ 32,200	$ 32,200	0.00%
Contractual Services	**$ -**	**$ -**	**$ -**	**$ 11,500**	**$ 163,507**	**$ 84,082**	**$ 192,100**	**$ 192,100**	**43.77%**
50200 - Psychological/Psychiatric Srvs	$ -	$ -	$ -	$ 11,500	$ 92,052	$ 44,863	$ 80,000	$ 80,000	56.08%
50500 - Lab Services	$ -	$ -	$ -	$ -	$ 49,220	$ 21,985	$ 72,000	$ 72,000	30.53%
53040 - General Advertising	$ -	$ -	$ -	$ -	$ 44	$ -	$ -	$ -	0.00%
53100 - Conferences and Meetings	$ -	$ -	$ -	$ -	$ 22,135	$ 14,840	$ 40,000	$ 40,000	37.10%
53110 - Employee Training	$ -	$ -	$ -	$ -	$ -	$ 2,302	$ -	$ -	0.00%
53120 - Employee Mileage Expense	$ -	$ -	$ -	$ -	$ 56	$ 92	$ 100	$ 100	92.37%
53130 - General Association Dues	$ -	$ -	$ -	$ -	$ -	$ -	$ -	$ -	0.00%
Transfers Out	**$ -**	**$ -**	**$ -**	**$ 5,185**	**$ -**	**$ -**	**$ -**	**$ -**	**0.00%**
99001 - Transfer to General Fund 001	$ -	$ -	$ -	$ 5,185	$ -	$ -	$ -	$ -	0.00%
759 Court Srvcs Employee Education									
Revenue	***$ 0***	***$ 2***	***$ 4***	***$ 3***	***$ 3***	***$ -***	***$ 71***	***$ 71***	***0.00%***
Interest Revenue	**$ 0**	**$ 2**	**$ 4**	**$ 3**	**$ 3**	**$ -**	**$ 71**	**$ 71**	**0.00%**
38000 - Investment Income	$ 0	$ 2	$ 4	$ 3	$ -	$ -	$ 71	$ 71	0.00%
38030 - Investment Income- Other Depts	$ -	$ -	$ -	$ -	$ 3	$ -	$ -	$ -	0.00%
Expenses	***$ -***	***$ -***	***$ 145***	***$ 166***	***$ -***	***$ -***	***$ 71***	***$ 71***	***0.00%***
Contingency and Other	**$ -**	**$ -**	**$ -**	**$ -**	**$ -**	**$ -**	**$ 71**	**$ 71**	**0.00%**
89000 - Addition to Fund Balance	$ -	$ -	$ -	$ -	$ -	$ -	$ 71	$ 71	0.00%
Contractual Services	**$ -**	**$ -**	**$ 145**	**$ 166**	**$ -**	**$ -**	**$ -**	**$ -**	**0.00%**
50165 - Court Services Distributions	$ -	$ -	$ 145	$ 166	$ -	$ -	$ -	$ -	0.00%

Committee Revenue Expense Budget Report - by Account Detail

Through May 31, 2026 (50.0% YTD, 50.00% Payroll Expense through Pay Period Ending 5/23/2026)

***2021, 2022, 2023, 2024, 2025 and 2026 Actual Fiscal Year**

Department / Fund / Account Classification	2021 Actual Amount*	2022 Actual Amount*	2023 Actual Amount*	2024 Actual Amount*	2025 Actual Amount*	2026 Actual Amount*	2026 Amended Budget	2026 Adopted Budget	2026 YTD% Actual/Amended Budget
490 Coroner									
001 General Fund									
Expenses	***$ 1,422,973***	***$ 1,580,012***	***$ 1,622,566***	***$ 1,511,284***	***$ 1,621,521***	***$ 785,161***	***$ 1,736,348***	***$ 1,535,573***	***45.22%***
Commodities	**$ 12,241**	**$ 9,600**	**$ 11,202**	**$ 10,117**	**$ 10,416**	**$ 8,721**	**$ 15,500**	**$ -**	**56.26%**
60010 - Operating Supplies	$ -	$ -	$ -	$ -	$ 287	$ 5,388	$ -	$ -	0.00%
60050 - Books and Subscriptions	$ 299	$ 436	$ 540	$ 629	$ 467	$ 240	$ 500	$ -	48.00%
60265 - Public Health Commodities - Coronavirus	$ -	$ -	$ -	$ -	$ -	$ -	$ -	$ -	0.00%
63040 - Fuel- Vehicles	$ 11,942	$ 9,165	$ 10,662	$ 9,488	$ 9,663	$ 3,093	$ 15,000	$ -	20.62%
Contingency and Other	**$ -**	**$ -**	**$ -**	**$ -**	**$ -**	**$ -**	**$ -**	**$ 1,535,573**	**0.00%**
85000 - Allowance for Budget Expense	$ -	$ -	$ -	$ -	$ -	$ -	$ -	$ 1,535,573	0.00%
Contractual Services	**$ 537,341**	**$ 607,312**	**$ 585,162**	**$ 589,394**	**$ 660,215**	**$ 288,569**	**$ 486,700**	**$ -**	**59.29%**
50150 - Contractual/Consulting Services	$ 408	$ 1,218	$ -	$ (30,000)	$ -	$ -	$ -	$ -	0.00%
50235 - Public Health Services - Coronavirus	$ -	$ -	$ -	$ -	$ -	$ -	$ -	$ -	0.00%
50430 - Autopsies/Consulting	$ 416,650	$ 458,782	$ 470,500	$ 460,650	$ 463,450	$ 216,384	$ 335,500	$ -	64.50%
50440 - Forensic Expense	$ 1,327	$ 5,445	$ 726	$ 1,434	$ 4,876	$ -	$ 5,000	$ -	0.00%
50450 - Toxicology Expense	$ 104,109	$ 121,444	$ 100,871	$ 134,896	$ 168,090	$ 49,463	$ 122,000	$ -	40.54%
52230 - Repairs and Maint- Vehicles	$ 4,379	$ 5,177	$ 2,114	$ 5,592	$ 7,284	$ 3,333	$ 7,500	$ -	44.44%
53100 - Conferences and Meetings	$ 372	$ 956	$ 1,845	$ 3,355	$ 2,795	$ 5,813	$ 3,000	$ -	193.76%
53120 - Employee Mileage Expense	$ -	$ 130	$ -	$ -	$ -	$ -	$ -	$ -	0.00%
53130 - General Association Dues	$ 170	$ 3,027	$ 690	$ 2,615	$ 2,300	$ 100	$ 3,200	$ -	3.13%
55000 - Miscellaneous Contractual Exp	$ 9,925	$ 11,135	$ 8,416	$ 10,852	$ 11,420	$ 13,476	$ 10,500	$ -	128.34%
Personnel Services- Employee Benefits	**$ 157,936**	**$ 181,642**	**$ 197,416**	**$ 206,564**	**$ -**	**$ -**	**$ -**	**$ -**	**0.00%**
45000 - Healthcare Contribution	$ 152,791	$ 176,582	$ 192,312	$ 201,990	$ -	$ -	$ -	$ -	0.00%
45010 - Dental Contribution	$ 5,145	$ 5,060	$ 5,104	$ 4,574	$ -	$ -	$ -	$ -	0.00%
45100 - FICA/SS Contribution	$ -	$ -	$ -	$ -	$ -	$ -	$ -	$ -	0.00%
45200 - IMRF Contribution	$ -	$ -	$ -	$ -	$ -	$ -	$ -	$ -	0.00%
53010 - Workers Compensation	$ -	$ -	$ -	$ -	$ -	$ -	$ -	$ -	0.00%
Personnel Services- Salaries & Wages	**$ 715,456**	**$ 781,458**	**$ 828,786**	**$ 911,772**	**$ 950,890**	**$ 487,871**	**$ 1,234,148**	**$ -**	**39.53%**
40000 - Salaries and Wages	$ 625,112	$ 680,517	$ 726,052	$ 791,789	$ 821,089	$ 398,136	$ 1,071,148	$ -	37.17%
40002 - Non-Union Wage Increase	$ -	$ -	$ -	$ -	$ -	$ -	$ -	$ -	0.00%
40003 - Cost of Living Increase	$ -	$ -	$ -	$ -	$ -	$ -	$ -	$ -	0.00%
40005 - New Position Budget Moved to Contingency	$ -	$ -	$ -	$ -	$ -	$ -	$ -	$ -	0.00%
40007 - Equity Study Adjustments	$ -	$ -	$ -	$ -	$ -	$ -	$ -	$ -	0.00%
40200 - Overtime Salaries	$ 90,344	$ 100,941	$ 102,734	$ 119,983	$ 129,801	$ 89,735	$ 163,000	$ -	55.05%
Services	**$ -**	**$ -**	**$ -**	**$ (206,564)**	**$ -**	**$ -**	**$ -**	**$ -**	**0.00%**
45005 - Healthcare Contribution Contra Account	$ -	$ -	$ -	$ (201,990)	$ -	$ -	$ -	$ -	0.00%
45015 - Dental Insurance Contra Account	$ -	$ -	$ -	$ (4,574)	$ -	$ -	$ -	$ -	0.00%
45105 - FICA/SS Contribution Contra Account	$ -	$ -	$ -	$ -	$ -	$ -	$ -	$ -	0.00%
45205 - IMRF Contribution Contra Account	$ -	$ -	$ -	$ -	$ -	$ -	$ -	$ -	0.00%
53015 - Worker's Comp Contra Account	$ -	$ -	$ -	$ -	$ -	$ -	$ -	$ -	0.00%

Committee Revenue Expense Budget Report - by Account Detail

Through May 31, 2026 (50.0% YTD, 50.00% Payroll Expense through Pay Period Ending 5/23/2026)

***2021, 2022, 2023, 2024, 2025 and 2026 Actual Fiscal Year**

Department / Fund / Account Classification	2021 Actual Amount*	2022 Actual Amount*	2023 Actual Amount*	2024 Actual Amount*	2025 Actual Amount*	2026 Actual Amount*	2026 Amended Budget	2026 Adopted Budget	2026 YTD% Actual/Amended Budget
020 The Stipend Fund									
Revenue	***$ -***	***$ -***	***$ -***	***$ 6,500***	***$ 6,500***	***$ 6,500***	***$ 6,500***	***$ 6,500***	***100.00%***
Reimbursements	**$ -**	**$ -**	**$ -**	**$ 6,500**	**$ 6,500**	**$ 6,500**	**$ 6,500**	**$ 6,500**	**100.00%**
37115 - State Stipend Certain EO and DH	$ -	$ -	$ -	$ 6,500	$ 6,500	$ 6,500	$ 6,500	$ 6,500	100.00%
Expenses	***$ -***	***$ -***	***$ -***	***$ 6,500***	***$ 6,500***	***$ 6,500***	***$ 6,500***	***$ 6,500***	***100.00%***
Personnel Services- Employee Benefits	**$ -**	**$ -**	**$ -**	**$ -**	**$ -**	**$ -**	**$ 1,037**	**$ 1,037**	**0.00%**
45100 - FICA/SS Contribution	$ -	$ -	$ -	$ -	$ -	$ -	$ 498	$ 498	0.00%
45200 - IMRF Contribution	$ -	$ -	$ -	$ -	$ -	$ -	$ 426	$ 426	0.00%
53010 - Workers Compensation	$ -	$ -	$ -	$ -	$ -	$ -	$ 113	$ 113	0.00%
Personnel Services- Salaries & Wages	**$ -**	**$ -**	**$ -**	**$ 6,500**	**$ 6,500**	**$ 6,500**	**$ 6,500**	**$ 6,500**	**100.00%**
40000 - Salaries and Wages	$ -	$ -	$ -	$ 6,500	$ 6,500	$ 6,500	$ 6,500	$ 6,500	100.00%
Services	**$ -**	**$ -**	**$ -**	**$ -**	**$ -**	**$ -**	**$ (1,037)**	**$ (1,037)**	**0.00%**
45105 - FICA/SS Contribution Contra Account	$ -	$ -	$ -	$ -	$ -	$ -	$ (498)	$ (498)	0.00%
45205 - IMRF Contribution Contra Account	$ -	$ -	$ -	$ -	$ -	$ -	$ (426)	$ (426)	0.00%
53015 - Worker's Comp Contra Account	$ -	$ -	$ -	$ -	$ -	$ -	$ (113)	$ (113)	0.00%
289 Coroner Administration									
Revenue	***$ 134,955***	***$ 187,255***	***$ 220,142***	***$ 363,333***	***$ 479,146***	***$ 202,120***	***$ 1,109,503***	***$ 1,061,268***	***18.22%***
Interest Revenue	**$ (9)**	**$ (3,858)**	**$ 13,816**	**$ 23,243**	**$ 37,555**	**$ 8,470**	**$ 7,768**	**$ 7,768**	**109.04%**
38000 - Investment Income	$ (9)	$ (3,858)	$ 13,816	$ 23,243	$ 37,555	$ 8,470	$ 7,768	$ 7,768	109.04%
Other	**$ -**	**$ -**	**$ -**	**$ -**	**$ -**	**$ -**	**$ 13,000**	**$ 13,000**	**0.00%**
39900 - Fund Balance Utilization	$ -	$ -	$ -	$ -	$ -	$ -	$ 13,000	$ 13,000	0.00%
Reimbursements	**$ -**	**$ -**	**$ -**	**$ -**	**$ -**	**$ -**	**$ -**	**$ -**	**0.00%**
37620 - Direct Cremation Reimbursement	$ -	$ -	$ -	$ -	$ -	$ -	$ -	$ -	0.00%
37900 - Miscellaneous Reimbursement	$ -	$ -	$ -	$ -	$ -	$ -	$ -	$ -	0.00%
Charges for Services	**$ 131,042**	**$ 176,782**	**$ 202,961**	**$ 284,405**	**$ 281,439**	**$ 171,472**	**$ 270,000**	**$ 270,000**	**63.51%**
34560 - County Coroner Fees	$ 121,517	$ 162,357	$ 192,086	$ 274,455	$ 270,264	$ 166,147	$ 260,000	$ 260,000	63.90%
34570 - Body Bag Fees	$ 9,525	$ 14,425	$ 10,875	$ 9,950	$ 11,175	$ 5,325	$ 10,000	$ 10,000	53.25%
Grants	**$ 3,922**	**$ 14,331**	**$ 3,365**	**$ 55,684**	**$ 160,151**	**$ 22,177**	**$ 818,735**	**$ 770,500**	**2.71%**
32367 - Department of Justice Morgue Tech Grant	$ -	$ -	$ -	$ 20,290	$ 4,000	$ 12,000	$ -	$ -	0.00%
33551 - Health Department Opiate Grant	$ -	$ -	$ -	$ 30,000	$ -	$ -	$ -	$ -	0.00%
33705 - Death Certificate Surcharge Grant	$ 3,922	$ 14,331	$ 3,365	$ 5,394	$ 4,386	$ 4,338	$ 7,500	$ 7,500	57.84%
33903 - Grants - Federal Government	$ -	$ -	$ -	$ -	$ 151,765	$ 5,839	$ 811,235	$ 763,000	0.72%
Expenses	***$ 114,774***	***$ 133,328***	***$ 84,225***	***$ 180,833***	***$ 358,894***	***$ 41,507***	***$ 1,109,503***	***$ 1,061,268***	***3.74%***
Capital	**$ 14,598**	**$ 48,375**	**$ -**	**$ 65,583**	**$ -**	**$ -**	**$ 595,000**	**$ 95,000**	**0.00%**
70070 - Automotive Equipment	$ -	$ 48,375	$ -	$ 65,583	$ -	$ -	$ 95,000	$ 95,000	0.00%
70120 - Special Purpose Equipment	$ 14,598	$ -	$ -	$ -	$ -	$ -	$ 500,000	$ -	0.00%
Commodities	**$ 67,910**	**$ 53,869**	**$ 54,137**	**$ 88,002**	**$ 293,235**	**$ 28,970**	**$ 441,503**	**$ 893,268**	**6.56%**
60000 - Office Supplies	$ 3,794	$ 3,048	$ 2,341	$ 1,970	$ 3,414	$ 834	$ 3,500	$ 3,500	23.84%
60010 - Operating Supplies	$ 44,984	$ 39,785	$ 50,670	$ 78,624	$ 248,330	$ 25,991	$ 370,003	$ 845,768	7.02%
60025 - Lab Supplies	$ -	$ -	$ -	$ -	$ 24,563	$ -	$ 24,000	$ 24,000	0.00%
60050 - Books and Subscriptions	$ -	$ 432	$ -	$ -	$ -	$ -	$ -	$ -	0.00%
60210 - Uniform Supplies	$ 3,740	$ 3,815	$ 1,126	$ 2,889	$ 6,062	$ 2,145	$ 8,000	$ 8,000	26.81%
60280 - Body Bags	$ 2,604	$ 6,790	$ -	$ 4,519	$ 10,865	$ -	$ 12,000	$ 12,000	0.00%

Committee Revenue Expense Budget Report - by Account Detail

Through May 31, 2026 (50.0% YTD, 50.00% Payroll Expense through Pay Period Ending 5/23/2026)

***2021, 2022, 2023, 2024, 2025 and 2026 Actual Fiscal Year**

Department / Fund / Account Classification	2021 Actual Amount*	2022 Actual Amount*	2023 Actual Amount*	2024 Actual Amount*	2025 Actual Amount*	2026 Actual Amount*	2026 Amended Budget	2026 Adopted Budget	2026 YTD% Actual/Amended Budget
65000 - Miscellaneous Supplies	$ -	$ -	$ -	$ -	$ -	$ -	$ 24,000	$ -	0.00%
65015 - Miscellaneous Operating Commodity Expenses	$ 12,787	$ -	$ -	$ -	$ -	$ -	$ -	$ -	0.00%
Contractual Services	**$ 32,266**	**$ 31,084**	**$ 30,088**	**$ 27,247**	**$ 65,658**	**$ 12,537**	**$ 73,000**	**$ 73,000**	**17.17%**
50385 - Direct Cremation	$ 6,082	$ 3,549	$ 2,600	$ 2,857	$ 4,700	$ -	$ 7,500	$ 7,500	0.00%
53100 - Conferences and Meetings	$ 3,666	$ 2,801	$ 2,077	$ 4,972	$ 4,155	$ 728	$ 8,000	$ 8,000	9.10%
53110 - Employee Training	$ 4,267	$ 1,694	$ 8,191	$ 3,699	$ 9,736	$ 9,654	$ 10,000	$ 10,000	96.54%
53120 - Employee Mileage Expense	$ -	$ -	$ -	$ -	$ -	$ -	$ -	$ -	0.00%
53130 - General Association Dues	$ 2,888	$ 7,712	$ 1,285	$ 1,030	$ 7,425	$ 2,155	$ 7,500	$ 7,500	28.73%
55000 - Miscellaneous Contractual Exp	$ 15,363	$ 15,327	$ 15,935	$ 14,690	$ 39,643	$ -	$ 40,000	$ 40,000	0.00%
Personnel Services- Salaries & Wages	**$ -**	**$ -**	**$ -**	**$ -**	**$ -**	**$ -**	**$ -**	**$ -**	**0.00%**
40000 - Salaries and Wages	$ -	$ -	$ -	$ -	$ -	$ -	$ -	$ -	0.00%

Committee Revenue Expense Budget Report - by Account Detail

Through May 31, 2026 (50.0% YTD, 50.00% Payroll Expense through Pay Period Ending 5/23/2026)

***2021, 2022, 2023, 2024, 2025 and 2026 Actual Fiscal Year**

Department / Fund / Account Classification	2021 Actual Amount*	2022 Actual Amount*	2023 Actual Amount*	2024 Actual Amount*	2025 Actual Amount*	2026 Actual Amount*	2026 Amended Budget	2026 Adopted Budget	2026 YTD% Actual/Amended Budget
701 Elder Fatality Review Team									
Revenue	***$ (5)***	***$ (57)***	***$ 185***	***$ 232***	***$ 252***	***$ 62***	***$ 95***	***$ 95***	***64.91%***
Interest Revenue	**$ (5)**	**$ (57)**	**$ 185**	**$ 232**	**$ 252**	**$ 62**	**$ 95**	**$ 95**	**64.91%**
38000 - Investment Income	$ (5)	$ (57)	$ 185	$ 232	$ 252	$ 62	$ 95	$ 95	64.91%
Expenses	***$ -***	***$ -***	***$ -***	***$ -***	***$ -***	***$ -***	***$ 95***	***$ 95***	***0.00%***
Contingency and Other	**$ -**	**$ -**	**$ -**	**$ -**	**$ -**	**$ -**	**$ 95**	**$ 95**	**0.00%**
89000 - Addition to Fund Balance	$ -	$ -	$ -	$ -	$ -	$ -	$ 95	$ 95	0.00%
500 Animal Control									
290 Animal Control									
Revenue	***$ 1,004,902***	***$ 1,023,740***	***$ 1,144,773***	***$ 1,364,663***	***$ 1,394,534***	***$ 656,258***	***$ 1,399,378***	***$ 1,389,378***	***46.90%***
Interest Revenue	**$ (230)**	**$ (12,494)**	**$ 45,236**	**$ 58,612**	**$ 63,480**	**$ 15,939**	**$ 45,000**	**$ 45,000**	**35.42%**
38000 - Investment Income	$ (230)	$ (12,494)	$ 45,236	$ 58,612	$ 63,480	$ 15,915	$ 45,000	$ 45,000	35.37%
38030 - Investment Income- Other Depts	$ -	$ -	$ -	$ -	$ -	$ 24	$ -	$ -	0.00%
Other	**$ 2,467**	**$ 3,032**	**$ 2,906**	**$ 1,739**	**$ 5,440**	**$ 1,607**	**$ 12,600**	**$ 2,600**	**12.75%**
38520 - General Donations	$ 2,007	$ 2,306	$ 2,364	$ 1,317	$ 4,050	$ 857	$ 2,000	$ 2,000	42.84%
38900 - Miscellaneous Other	$ 460	$ 726	$ 543	$ 422	$ 1,390	$ 750	$ 600	$ 600	125.00%
39900 - Fund Balance Utilization	$ -	$ -	$ -	$ -	$ -	$ -	$ 10,000	$ -	0.00%
Reimbursements	**$ 36,609**	**$ 100**	**$ 18,574**	**$ 18,712**	**$ 144**	**$ -**	**$ -**	**$ -**	**0.00%**
37220 - Capital Assessment Reimbursement	$ -	$ 100	$ -	$ -	$ -	$ -	$ -	$ -	0.00%
37230 - Service Reimbursements	$ 10,126	$ -	$ 220	$ -	$ 144	$ -	$ -	$ -	0.00%
37900 - Miscellaneous Reimbursement	$ 26,484	$ -	$ 18,354	$ 18,712	$ -	$ -	$ -	$ -	0.00%
Charges for Services	**$ 917,722**	**$ 1,033,102**	**$ 1,078,056**	**$ 1,285,601**	**$ 1,325,470**	**$ 638,612**	**$ 1,339,778**	**$ 1,339,778**	**47.67%**
34580 - Registration and Tag Fees	$ 894,856	$ 1,013,882	$ 1,053,938	$ 1,248,761	$ 1,281,855	$ 618,609	$ 1,291,578	$ 1,291,578	47.90%
34590 - Animal Transportation Fees	$ 13,266	$ -	$ -	$ -	$ -	$ 212	$ -	$ -	0.00%
34600 - Animal Pickup Fees	$ 4,385	$ 7,750	$ 7,077	$ 1,470	$ 614	$ -	$ -	$ -	0.00%
34610 - Impound Fees	$ 2,010	$ 1,250	$ 6,753	$ 13,060	$ 27,845	$ 14,111	$ 40,000	$ 40,000	35.28%
34620 - Adoption Fees	$ 2,350	$ 8,930	$ 9,054	$ 19,706	$ 13,760	$ 5,065	$ 7,000	$ 7,000	72.36%
34630 - Microchip Fees	$ 855	$ 1,290	$ 1,235	$ 2,605	$ 1,396	$ 615	$ 1,200	$ 1,200	51.25%
Transfers In	**$ 46,700**	**$ -**	**$ -**	**$ -**	**$ -**	**$ -**	**$ -**	**$ -**	**0.00%**
39000 - Transfer From Other Funds	$ 46,700	$ -	$ -	$ -	$ -	$ -	$ -	$ -	0.00%
Fines	**$ 1,634**	**$ -**	**$ -**	**$ -**	**$ -**	**$ 100**	**$ 2,000**	**$ 2,000**	**5.00%**
36100 - Court Fines	$ 1,634	$ -	$ -	$ -	$ -	$ 100	$ 2,000	$ 2,000	5.00%
Expenses	***$ 921,935***	***$ 974,490***	***$ 1,074,989***	***$ 1,282,921***	***$ 1,316,457***	***$ 586,052***	***$ 1,399,378***	***$ 1,389,378***	***41.88%***
Capital	**$ 465**	**$ -**	**$ 9,600**	**$ 50,000**	**$ 35,536**	**$ -**	**$ 70,000**	**$ 70,000**	**0.00%**
70030 - Computer Software License Cost	$ -	$ -	$ 9,600	$ -	$ -	$ -	$ -	$ -	0.00%
70070 - Automotive Equipment	$ -	$ -	$ -	$ -	$ -	$ -	$ 70,000	$ 70,000	0.00%
72010 - Building Improvements	$ 465	$ -	$ -	$ 50,000	$ 35,536	$ -	$ -	$ -	0.00%
Commodities	**$ 120,051**	**$ 91,343**	**$ 84,585**	**$ 126,585**	**$ 125,543**	**$ 35,769**	**$ 102,006**	**$ 111,251**	**35.07%**
60000 - Office Supplies	$ 21,897	$ 6,097	$ 4,865	$ 5,304	$ 5,818	$ 1,408	$ 7,000	$ 8,000	20.11%

Committee Revenue Expense Budget Report - by Account Detail

Through May 31, 2026 (50.0% YTD, 50.00% Payroll Expense through Pay Period Ending 5/23/2026)

***2021, 2022, 2023, 2024, 2025 and 2026 Actual Fiscal Year**

Department / Fund / Account Classification	2021 Actual Amount*	2022 Actual Amount*	2023 Actual Amount*	2024 Actual Amount*	2025 Actual Amount*	2026 Actual Amount*	2026 Amended Budget	2026 Adopted Budget	2026 YTD% Actual/Amended Budget
60010 - Operating Supplies	$ 18,254	$ 29,982	$ 13,586	$ 24,270	$ 32,976	$ 9,059	$ 24,000	$ 16,000	37.75%
60040 - Postage	$ -	$ -	$ -	$ -	$ -	$ -	$ -	$ -	0.00%
60100 - Utilities- Water	$ 3,394	$ 3,801	$ 5,192	$ 5,257	$ 5,607	$ 2,639	$ 5,500	$ 5,500	47.99%
60140 - Animal Care Supplies	$ 27,651	$ 16,976	$ 13,934	$ 21,062	$ 14,597	$ 676	$ 15,000	$ 25,245	4.51%
60160 - Cleaning Supplies	$ 8,697	$ 3,025	$ 9,807	$ 11,843	$ 5,197	$ 343	$ 6,000	$ 9,000	5.72%
60210 - Uniform Supplies	$ 47	$ 251	$ -	$ 410	$ 150	$ -	$ 2,000	$ 2,000	0.00%
60250 - Medical Supplies and Drugs	$ 12,528	$ 6,419	$ 10,711	$ 9,325	$ 27,858	$ 4,797	$ 6,500	$ 9,000	73.80%
60265 - Public Health Commodities - Coronavirus	$ -	$ -	$ -	$ -	$ -	$ -	$ -	$ -	0.00%
63000 - Utilities- Natural Gas	$ 5,430	$ -	$ -	$ 22,712	$ 5,410	$ 4,636	$ 8,000	$ 8,000	57.95%
63010 - Utilities- Electric	$ 6,587	$ 6,979	$ 8,909	$ 6,043	$ 9,405	$ 4,390	$ 9,406	$ 9,406	46.67%
63040 - Fuel- Vehicles	$ 6,144	$ 8,511	$ 8,848	$ 10,991	$ 9,466	$ 4,145	$ 9,000	$ 9,500	46.06%
64000 - Telephone	$ 7,713	$ 5,454	$ 4,843	$ 5,469	$ 5,707	$ 2,303	$ 5,100	$ 5,100	45.15%
64010 - Cellular Phone	$ 1,707	$ 3,849	$ 3,891	$ 3,901	$ 3,351	$ 1,373	$ 4,500	$ 4,500	30.50%
Contingency and Other	**$ -**	**$ -**	**$ -**	**$ -**	**$ -**	**$ -**	**$ -**	**$ -**	**0.00%**
89000 - Addition to Fund Balance	$ -	$ -	$ -	$ -	$ -	$ -	$ -	$ -	0.00%
Contractual Services	**$ 205,024**	**$ 111,075**	**$ 141,834**	**$ 146,660**	**$ 158,380**	**$ 42,974**	**$ 160,567**	**$ 168,772**	**26.76%**
50150 - Contractual/Consulting Services	$ 29,580	$ 20,569	$ 19,586	$ 12,648	$ 22,291	$ 7,155	$ 22,000	$ 22,000	32.52%
50180 - Veterinarian Services	$ 4,240	$ 5,382	$ 6,156	$ 10,786	$ 9,241	$ 3,000	$ 8,000	$ 8,000	37.50%
50340 - Software Licensing Cost	$ 91,696	$ 43,210	$ 49,628	$ 67,791	$ 37,259	$ 20,490	$ 65,000	$ 65,000	31.52%
50380 - Cremation Services	$ 300	$ 300	$ -	$ 198	$ 3,426	$ 585	$ 750	$ 750	78.01%
52000 - Disposal and Water Softener Srvs	$ 1,153	$ 453	$ 372	$ 279	$ 130	$ 239	$ 1,700	$ 1,700	14.03%
52020 - Repairs and Maintenance- Roads	$ 2,448	$ 5,118	$ 270	$ -	$ 1,467	$ -	$ 2,000	$ 2,500	0.00%
52110 - Repairs and Maint- Buildings	$ 45,631	$ 7,912	$ 19,171	$ 9,148	$ 14,712	$ 3,354	$ 6,000	$ 7,000	55.90%
52120 - Repairs and Maint- Grounds	$ 5,282	$ -	$ 15,355	$ -	$ 5,788	$ 604	$ 5,000	$ 5,000	12.07%
52130 - Repairs and Maint- Computers	$ -	$ -	$ 566	$ -	$ 9,729	$ -	$ 1,000	$ 1,000	0.00%
52140 - Repairs and Maint- Copiers	$ 510	$ 761	$ 1,018	$ 1,251	$ 1,271	$ 599	$ 1,000	$ 1,000	59.91%
52150 - Repairs and Maint- Comm Equip	$ -	$ 525	$ -	$ -	$ -	$ -	$ 500	$ 500	0.00%
52160 - Repairs and Maint- Equipment	$ (309)	$ 48	$ 600	$ 7,450	$ 276	$ -	$ 2,000	$ 2,000	0.00%
52230 - Repairs and Maint- Vehicles	$ 3,457	$ 4,999	$ 3,105	$ 5,191	$ 9,573	$ 4,694	$ 5,000	$ 7,000	93.88%
53000 - Liability Insurance	$ 8,352	$ 12,927	$ 17,205	$ 20,128	$ 28,800	$ -	$ 28,304	$ 28,304	0.00%
53020 - Unemployment Claims	$ 264	$ 391	$ 236	$ 324	$ 389	$ -	$ 456	$ 456	0.00%
53040 - General Advertising	$ 3,996	$ 4,274	$ 2,122	$ 4,377	$ 7,049	$ 958	$ 2,500	$ 3,000	38.30%
53060 - General Printing	$ 376	$ -	$ 382	$ 133	$ 546	$ -	$ 295	$ 500	0.00%
53100 - Conferences and Meetings	$ -	$ -	$ 560	$ 1,057	$ -	$ -	$ 1,500	$ 2,000	0.00%
53110 - Employee Training	$ 3,549	$ 3,177	$ 3,183	$ 4,074	$ 3,058	$ 959	$ 3,000	$ 4,000	31.95%
53120 - Employee Mileage Expense	$ 1,600	$ 115	$ 212	$ 163	$ 237	$ -	$ 1,000	$ 1,500	0.00%
53130 - General Association Dues	$ 100	$ 112	$ 507	$ 507	$ 716	$ 338	$ 500	$ 500	67.50%
53170 - Employee Medical Expense	$ 2,800	$ 800	$ 1,600	$ 1,157	$ 2,422	$ -	$ 3,062	$ 3,562	0.00%
55000 - Miscellaneous Contractual Exp	$ -	$ -	$ -	$ -	$ -	$ -	$ -	$ 1,500	0.00%
Personnel Services- Employee Benefits	**$ 133,443**	**$ 146,123**	**$ 172,843**	**$ 185,000**	**$ 183,082**	**$ 92,096**	**$ 203,269**	**$ 199,858**	**45.31%**
45000 - Healthcare Contribution	$ 47,621	$ 48,739	$ 77,814	$ 83,445	$ 69,954	$ 40,928	$ 70,116	$ 70,116	58.37%
45010 - Dental Contribution	$ 1,706	$ 1,680	$ 2,156	$ 2,321	$ 2,519	$ 1,302	$ 2,540	$ 2,540	51.24%
45100 - FICA/SS Contribution	$ 34,616	$ 44,711	$ 49,354	$ 54,659	$ 58,073	$ 27,770	$ 62,961	$ 61,122	44.11%
45200 - IMRF Contribution	$ 36,401	$ 35,390	$ 30,437	$ 30,724	$ 38,577	$ 22,096	$ 53,823	$ 52,251	41.05%
53010 - Workers Compensation	$ 13,099	$ 15,602	$ 13,081	$ 13,850	$ 13,959	$ -	$ 13,829	$ 13,829	0.00%
Personnel Services- Salaries & Wages	**$ 462,952**	**$ 595,231**	**$ 666,127**	**$ 736,051**	**$ 776,176**	**$ 374,537**	**$ 822,859**	**$ 798,820**	**45.52%**

Committee Revenue Expense Budget Report - by Account Detail

Through May 31, 2026 (50.0% YTD, 50.00% Payroll Expense through Pay Period Ending 5/23/2026)

***2021, 2022, 2023, 2024, 2025 and 2026 Actual Fiscal Year**

Department / Fund / Account Classification	2021 Actual Amount*	2022 Actual Amount*	2023 Actual Amount*	2024 Actual Amount*	2025 Actual Amount*	2026 Actual Amount*	2026 Amended Budget	2026 Adopted Budget	2026 YTD% Actual/Amended Budget
40000 - Salaries and Wages	$ 435,386	$ 556,257	$ 627,985	$ 689,061	$ 740,748	$ 359,423	$ 782,859	$ 758,820	45.91%
40002 - Non-Union Wage Increase	$ -	$ -	$ -	$ -	$ -	$ -	$ -	$ -	0.00%
40003 - Cost of Living Increase	$ -	$ -	$ -	$ -	$ -	$ -	$ -	$ -	0.00%
40007 - Equity Study Adjustments	$ -	$ -	$ -	$ -	$ -	$ -	$ -	$ -	0.00%
40200 - Overtime Salaries	$ 27,565	$ 38,974	$ 38,142	$ 46,989	$ 35,428	$ 15,115	$ 40,000	$ 40,000	37.79%
Transfers Out	**$ -**	**$ 30,719**	**$ -**	**$ 38,626**	**$ 37,739**	**$ 40,677**	**$ 40,677**	**$ 40,677**	**100.00%**
99000 - Transfer To Other Funds	$ -	$ -	$ -	$ -	$ -	$ -	$ -	$ -	0.00%
99001 - Transfer to General Fund 001	$ -	$ 30,719	$ -	$ 38,626	$ 37,739	$ 40,677	$ 40,677	$ 40,677	100.00%
510 Emergency Management Services									
001 General Fund									
Revenue	***$ -***	***$ -***	***$ -***	***$ 153,784***	***$ 30,843***	***$ 61,281***	***$ 72,250***	***$ 72,250***	***84.82%***
Other	**$ -**	**$ -**	**$ -**	**$ 2,500**	**$ -**	**$ -**	**$ -**	**$ -**	**0.00%**
38900 - Miscellaneous Other	$ -	$ -	$ -	$ 2,500	$ -	$ -	$ -	$ -	0.00%
Reimbursements	**$ -**	**$ -**	**$ -**	**$ 85,578**	**$ 30,843**	**$ 61,281**	**$ -**	**$ -**	**0.00%**
37130 - Emergency Mgmt Reimbursement	$ -	$ -	$ -	$ 85,578	$ 30,843	$ 61,281	$ -	$ -	0.00%
Grants	**$ -**	**$ -**	**$ -**	**$ 65,705**	**$ -**	**$ -**	**$ 72,250**	**$ 72,250**	**0.00%**
33613 - Natural Hazard Mitigation Grant	$ -	$ -	$ -	$ 65,705	$ -	$ -	$ -	$ -	0.00%
33903 - Grants - Federal Government	$ -	$ -	$ -	$ -	$ -	$ -	$ 72,250	$ 72,250	0.00%
Expenses	***$ -***	***$ -***	***$ 417,734***	***$ 607,914***	***$ 632,352***	***$ 255,055***	***$ 582,446***	***$ 567,583***	***43.79%***
Commodities	**$ -**	**$ -**	**$ 44,694**	**$ 80,379**	**$ 74,928**	**$ 4,663**	**$ 35,225**	**$ 35,225**	**13.24%**
60000 - Office Supplies	$ -	$ -	$ 2,875	$ 9,931	$ 9,777	$ 356	$ 2,600	$ 2,600	13.69%
60010 - Operating Supplies	$ -	$ -	$ 12,433	$ 37,115	$ 36,224	$ 1,420	$ 4,825	$ 4,825	29.43%
60020 - Computer Related Supplies	$ -	$ -	$ 6,157	$ 9,127	$ 3,333	$ 17	$ 1,000	$ 1,000	1.67%
60080 - Employee Recognition Supplies	$ -	$ -	$ -	$ -	$ -	$ -	$ 1,000	$ 1,000	0.00%
60210 - Uniform Supplies	$ -	$ -	$ 14,974	$ 12,010	$ 8,969	$ -	$ 1,500	$ 1,500	0.00%
60230 - Food	$ -	$ -	$ -	$ -	$ -	$ 89	$ 600	$ 600	14.78%
60250 - Medical Supplies and Drugs	$ -	$ -	$ -	$ -	$ -	$ 130	$ 1,900	$ 1,900	6.84%
60590 - Communication Equip - Non-Capital	$ -	$ -	$ 8,254	$ 1,132	$ 4,043	$ 80	$ 2,000	$ 2,000	3.98%
63040 - Fuel- Vehicles	$ -	$ -	$ -	$ 11,063	$ 12,582	$ 2,572	$ 18,000	$ 18,000	14.29%
64000 - Telephone	$ -	$ -	$ -	$ -	$ -	$ -	$ 1,800	$ 1,800	0.00%
Contractual Services	**$ -**	**$ -**	**$ 24,483**	**$ 118,745**	**$ 71,510**	**$ 7,190**	**$ 36,905**	**$ 36,905**	**19.48%**
50150 - Contractual/Consulting Services	$ -	$ -	$ -	$ 61,472	$ -	$ -	$ -	$ -	0.00%
50340 - Software Licensing Cost	$ -	$ -	$ -	$ -	$ -	$ 1,829	$ 12,340	$ 12,340	14.82%
52150 - Repairs and Maint- Comm Equip	$ -	$ -	$ -	$ 7,946	$ 16,841	$ 107	$ 1,420	$ 1,420	7.55%
52160 - Repairs and Maint- Equipment	$ -	$ -	$ 4,316	$ 3,063	$ 2,294	$ -	$ 3,100	$ 3,100	0.00%
52230 - Repairs and Maint- Vehicles	$ -	$ -	$ 8,480	$ 26,359	$ 24,304	$ 2,096	$ 11,500	$ 11,500	18.23%
53100 - Conferences and Meetings	$ -	$ -	$ 497	$ 489	$ 447	$ 290	$ 500	$ 500	58.02%
53110 - Employee Training	$ -	$ -	$ 1,569	$ 3,971	$ 5,614	$ 1,754	$ 2,800	$ 2,800	62.64%
53130 - General Association Dues	$ -	$ -	$ 270	$ 349	$ 768	$ 393	$ 645	$ 645	60.93%
55000 - Miscellaneous Contractual Exp	$ -	$ -	$ 9,350	$ 15,095	$ 21,241	$ 720	$ 4,600	$ 4,600	15.65%
Personnel Services- Employee Benefits	**$ -**	**$ -**	**$ 22,771**	**$ 30,814**	**$ -**	**$ -**	**$ 134,969**	**$ 134,969**	**0.00%**
45000 - Healthcare Contribution	$ -	$ -	$ 22,397	$ 30,115	$ -	$ -	$ 55,530	$ 55,530	0.00%

Committee Revenue Expense Budget Report - by Account Detail

Through May 31, 2026 (50.0% YTD, 50.00% Payroll Expense through Pay Period Ending 5/23/2026)

***2021, 2022, 2023, 2024, 2025 and 2026 Actual Fiscal Year**

Department / Fund / Account Classification	2021 Actual Amount*	2022 Actual Amount*	2023 Actual Amount*	2024 Actual Amount*	2025 Actual Amount*	2026 Actual Amount*	2026 Amended Budget	2026 Adopted Budget	2026 YTD% Actual/Amended Budget
45010 - Dental Contribution	$ -	$ -	$ 373	$ 699	$ -	$ -	$ 552	$ 552	0.00%
45100 - FICA/SS Contribution	$ -	$ -	$ -	$ -	$ -	$ -	$ 37,908	$ 37,908	0.00%
45200 - IMRF Contribution	$ -	$ -	$ -	$ -	$ -	$ -	$ 32,406	$ 32,406	0.00%
53010 - Workers Compensation	$ -	$ -	$ -	$ -	$ -	$ -	$ 8,573	$ 8,573	0.00%
Personnel Services- Salaries & Wages	**$ -**	**$ -**	**$ 325,786**	**$ 408,790**	**$ 485,914**	**$ 243,202**	**$ 510,316**	**$ 495,453**	**47.66%**
40000 - Salaries and Wages	$ -	$ -	$ 325,786	$ 408,790	$ 485,914	$ 243,202	$ 510,316	$ 495,453	47.66%
40002 - Non-Union Wage Increase	$ -	$ -	$ -	$ -	$ -	$ -	$ -	$ -	0.00%
40003 - Cost of Living Increase	$ -	$ -	$ -	$ -	$ -	$ -	$ -	$ -	0.00%
40007 - Equity Study Adjustments	$ -	$ -	$ -	$ -	$ -	$ -	$ -	$ -	0.00%
Services	**$ -**	**$ -**	**$ -**	**$ (30,814)**	**$ -**	**$ -**	**$ (134,969)**	**$ (134,969)**	**0.00%**
45005 - Healthcare Contribution Contra Account	$ -	$ -	$ -	$ (30,115)	$ -	$ -	$ (55,530)	$ (55,530)	0.00%
45015 - Dental Insurance Contra Account	$ -	$ -	$ -	$ (699)	$ -	$ -	$ (552)	$ (552)	0.00%
45105 - FICA/SS Contribution Contra Account	$ -	$ -	$ -	$ -	$ -	$ -	$ (37,908)	$ (37,908)	0.00%
45205 - IMRF Contribution Contra Account	$ -	$ -	$ -	$ -	$ -	$ -	$ (32,406)	$ (32,406)	0.00%
53015 - Worker's Comp Contra Account	$ -	$ -	$ -	$ -	$ -	$ -	$ (8,573)	$ (8,573)	0.00%
247 EMA Volunteer Fund									
Revenue	***$ -***	***$ -***	***$ 2,499***	***$ 9,597***	***$ 16,300***	***$ 1,490***	***$ 11,700***	***$ 11,700***	***12.74%***
Interest Revenue	**$ -**	**$ -**	**$ (101)**	**$ 797**	**$ -**	**$ -**	**$ 707**	**$ 707**	**0.00%**
38000 - Investment Income	$ -	$ -	$ (101)	$ 797	$ -	$ -	$ 707	$ 707	0.00%
Other	**$ -**	**$ -**	**$ 2,600**	**$ 8,800**	**$ 16,300**	**$ 1,490**	**$ 10,993**	**$ 10,993**	**13.55%**
38520 - General Donations	$ -	$ -	$ 2,600	$ 8,800	$ 16,300	$ 1,490	$ 3,000	$ 3,000	49.67%
38900 - Miscellaneous Other	$ -	$ -	$ -	$ -	$ -	$ -	$ -	$ -	0.00%
39900 - Fund Balance Utilization	$ -	$ -	$ -	$ -	$ -	$ -	$ 7,993	$ 7,993	0.00%
Expenses	***$ -***	***$ -***	***$ 1,741***	***$ 4,349***	***$ 7,014***	***$ 13,167***	***$ 11,700***	***$ 11,700***	***112.54%***
Commodities	**$ -**	**$ -**	**$ 723**	**$ 1,246**	**$ 2,781**	**$ 4,463**	**$ 4,900**	**$ 4,900**	**91.08%**
60010 - Operating Supplies	$ -	$ -	$ 723	$ 1,246	$ 2,781	$ 4,463	$ 4,900	$ 4,900	91.08%
Contingency and Other	**$ -**	**$ -**	**$ -**	**$ -**	**$ -**	**$ -**	**$ -**	**$ -**	**0.00%**
89000 - Addition to Fund Balance	$ -	$ -	$ -	$ -	$ -	$ -	$ -	$ -	0.00%
Contractual Services	**$ -**	**$ -**	**$ 1,018**	**$ 3,103**	**$ 4,233**	**$ 8,704**	**$ 6,800**	**$ 6,800**	**128.00%**
55000 - Miscellaneous Contractual Exp	$ -	$ -	$ 1,018	$ 3,103	$ 4,233	$ 8,704	$ 6,800	$ 6,800	128.00%
248 KC Emergency Planning									
Revenue	***$ -***	***$ -***	***$ 5,617***	***$ 5,932***	***$ 3,000***	***$ 5,550***	***$ 3,707***	***$ 3,707***	***149.72%***
Interest Revenue	**$ -**	**$ -**	**$ (83)**	**$ 632**	**$ -**	**$ -**	**$ 707**	**$ 707**	**0.00%**
38000 - Investment Income	$ -	$ -	$ (83)	$ 632	$ -	$ -	$ 707	$ 707	0.00%
Other	**$ -**	**$ -**	**$ 5,350**	**$ 4,550**	**$ 3,000**	**$ 5,550**	**$ 3,000**	**$ 3,000**	**185.00%**
38520 - General Donations	$ -	$ -	$ 5,350	$ 4,550	$ 3,000	$ 5,550	$ 3,000	$ 3,000	185.00%
Reimbursements	**$ -**	**$ -**	**$ 350**	**$ 750**	**$ -**	**$ -**	**$ -**	**$ -**	**0.00%**
37900 - Miscellaneous Reimbursement	$ -	$ -	$ 350	$ 750	$ -	$ -	$ -	$ -	0.00%
Expenses	***$ -***	***$ -***	***$ 1,080***	***$ 1,537***	***$ 849***	***$ 1,040***	***$ 3,707***	***$ 3,707***	***28.06%***
Commodities	**$ -**	**$ -**	**$ 209**	**$ 138**	**$ 140**	**$ 140**	**$ 675**	**$ 675**	**20.74%**

Committee Revenue Expense Budget Report - by Account Detail

Through May 31, 2026 (50.0% YTD, 50.00% Payroll Expense through Pay Period Ending 5/23/2026)

***2021, 2022, 2023, 2024, 2025 and 2026 Actual Fiscal Year**

Department / Fund / Account Classification	2021 Actual Amount*	2022 Actual Amount*	2023 Actual Amount*	2024 Actual Amount*	2025 Actual Amount*	2026 Actual Amount*	2026 Amended Budget	2026 Adopted Budget	2026 YTD% Actual/Amended Budget
60000 - Office Supplies	$ -	$ -	$ -	$ -	$ -	$ -	$ -	$ -	0.00%
60010 - Operating Supplies	$ -	$ -	$ 209	$ 138	$ -	$ -	$ 465	$ 465	0.00%
65000 - Miscellaneous Supplies	$ -	$ -	$ -	$ -	$ 140	$ 140	$ 210	$ 210	66.67%
Contingency and Other	**$ -**	**$ -**	**$ -**	**$ -**	**$ -**	**$ -**	**$ 1,532**	**$ 1,532**	**0.00%**
89000 - Addition to Fund Balance	$ -	$ -	$ -	$ -	$ -	$ -	$ 1,532	$ 1,532	0.00%
Contractual Services	**$ -**	**$ -**	**$ 871**	**$ 1,399**	**$ 709**	**$ 900**	**$ 1,500**	**$ 1,500**	**60.00%**
55000 - Miscellaneous Contractual Exp	$ -	$ -	$ 871	$ 1,399	$ 709	$ 900	$ 1,500	$ 1,500	60.00%
520 Transportation									
300 County Highway									
Revenue	***$ 6,166,540***	***$ 6,253,770***	***$ 6,445,255***	***$ 6,302,254***	***$ 6,490,840***	***$ 966,469***	***$ 7,540,124***	***$ 7,434,025***	***12.82%***
Interest Revenue	**$ (6,109)**	**$ (141,373)**	**$ 476,947**	**$ 480,720**	**$ 296,493**	**$ 45,268**	**$ 273,983**	**$ 273,983**	**16.52%**
38000 - Investment Income	$ (6,109)	$ (141,373)	$ 476,947	$ 480,720	$ 296,493	$ 45,268	$ 273,983	$ 273,983	16.52%
Other	**$ 2,097**	**$ 41,978**	**$ 16,855**	**$ 66,619**	**$ 187,133**	**$ 60,099**	**$ 1,131,792**	**$ 1,025,693**	**5.31%**
30999 - Lease Revenue	$ -	$ 34,651	$ -	$ 32,464	$ 57,038	$ 21,899	$ 42,317	$ 42,317	51.75%
38530 - Auction Sales	$ 1,997	$ 7,327	$ 10,405	$ 34,155	$ 103,200	$ 38,200	$ 15,000	$ 15,000	254.67%
38900 - Miscellaneous Other	$ 100	$ -	$ 6,450	$ -	$ 26,895	$ -	$ -	$ -	0.00%
39900 - Fund Balance Utilization	$ -	$ -	$ -	$ -	$ -	$ -	$ 1,074,475	$ 968,376	0.00%
Reimbursements	**$ 544,060**	**$ 557,967**	**$ 414,895**	**$ 319,072**	**$ 325,783**	**$ 10,844**	**$ -**	**$ -**	**0.00%**
37140 - KDOT Planner Reimbursement	$ 177,279	$ 250,225	$ 322,102	$ 312,679	$ 325,389	$ 8,042	$ -	$ -	0.00%
37150 - KDOT Service Reimbursement - Federal	$ (4,026)	$ 5,312	$ -	$ (5,312)	$ -	$ -	$ -	$ -	0.00%
37151 - KDOT Service Reimbursement - State	$ -	$ 24,934	$ 25,645	$ 7,700	$ -	$ -	$ -	$ -	0.00%
37280 - Vehicle Lease Reimbursement	$ 309,173	$ 256,338	$ -	$ -	$ -	$ -	$ -	$ -	0.00%
37900 - Miscellaneous Reimbursement	$ 61,634	$ 21,159	$ 67,148	$ 4,005	$ 393	$ 2,801	$ -	$ -	0.00%
Charges for Services	**$ 28,727**	**$ 36,922**	**$ 41,528**	**$ 32,470**	**$ 40,381**	**$ 329**	**$ 31,054**	**$ 31,054**	**1.06%**
34640 - Engineering Fees	$ 22,000	$ 30,000	$ 30,000	$ 26,000	$ 30,970	$ (4,000)	$ 24,000	$ 24,000	(16.67%)
34650 - Sale of Various Material Fees	$ -	$ 288	$ 3,024	$ 99	$ -	$ -	$ 100	$ 100	0.00%
35340 - Township Administration Fee	$ 6,727	$ 6,634	$ 8,504	$ 6,371	$ 9,411	$ 4,329	$ 6,954	$ 6,954	62.25%
Transfers In	**$ 114,455**	**$ 77,500**	**$ -**	**$ -**	**$ 123,686**	**$ 175,000**	**$ 175,000**	**$ 175,000**	**100.00%**
39000 - Transfer From Other Funds	$ 114,455	$ -	$ -	$ -	$ -	$ -	$ -	$ -	0.00%
39554 - Transfer from Southwest Impact Fees Fund 554	$ -	$ -	$ -	$ -	$ -	$ -	$ -	$ -	0.00%
39555 - Transfer from Tri-Cities Impact Fees Fund 555	$ -	$ -	$ -	$ -	$ -	$ -	$ -	$ -	0.00%
39556 - Transfer from Upper Fox Impact Fees Fund 556	$ -	$ -	$ -	$ -	$ -	$ -	$ -	$ -	0.00%
39557 - Transfer from West Central Impact Fees Fund 557	$ -	$ -	$ -	$ -	$ -	$ -	$ -	$ -	0.00%
39558 - Transfer from North Impact Fees Fund 558	$ -	$ 37,500	$ -	$ -	$ 72,846	$ 87,500	$ 87,500	$ 87,500	100.00%
39559 - Transfer from Central Impact Fees Fund 559	$ -	$ 20,000	$ -	$ -	$ 22,475	$ 27,500	$ 27,500	$ 27,500	100.00%
39560 - Transfer from South Impact Fees Fund 560	$ -	$ 20,000	$ -	$ -	$ 28,365	$ 60,000	$ 60,000	$ 60,000	100.00%
Other Taxes	**$ 2,532**	**$ 7,792**	**$ 7,460**	**$ 3,983**	**$ 7,252**	**$ -**	**$ -**	**$ -**	**0.00%**
30170 - TIF Distribution Tax	$ 2,532	$ 7,792	$ 7,460	$ 3,983	$ 7,252	$ -	$ -	$ -	0.00%
Property Taxes	**$ 5,021,276**	**$ 5,007,006**	**$ 5,015,333**	**$ 5,021,616**	**$ 5,021,392**	**$ 238,666**	**$ 5,010,909**	**$ 5,010,909**	**4.76%**
30000 - Property Taxes	$ 5,021,276	$ 4,994,570	$ 4,997,959	$ 5,001,757	$ 5,000,646	$ 238,666	$ 5,010,909	$ 5,010,909	4.76%
30005 - Property Tax Revenue Recapture	$ -	$ 12,436	$ 17,374	$ 19,859	$ 20,746	$ -	$ -	$ -	0.00%
Grants	**$ -**	**$ 8,585**	**$ -**	**$ -**	**$ -**	**$ 124,183**	**$ 342,386**	**$ 342,386**	**36.27%**
33900 - Grants - Other	$ -	$ 8,585	$ -	$ -	$ -	$ -	$ -	$ -	0.00%
33903 - Grants - Federal Government	$ -	$ -	$ -	$ -	$ -	$ 124,183	$ 342,386	$ 342,386	36.27%
Licenses and Permits	**$ 459,502**	**$ 657,393**	**$ 472,238**	**$ 377,775**	**$ 488,720**	**$ 312,080**	**$ 575,000**	**$ 575,000**	**54.27%**
31350 - Oversized Moving Permits	$ 211,525	$ 241,160	$ 227,440	$ 221,175	$ 261,020	$ 198,430	$ 225,000	$ 225,000	88.19%

Committee Revenue Expense Budget Report - by Account Detail

Through May 31, 2026 (50.0% YTD, 50.00% Payroll Expense through Pay Period Ending 5/23/2026)

***2021, 2022, 2023, 2024, 2025 and 2026 Actual Fiscal Year**

Department / Fund / Account Classification	2021 Actual Amount*	2022 Actual Amount*	2023 Actual Amount*	2024 Actual Amount*	2025 Actual Amount*	2026 Actual Amount*	2026 Amended Budget	2026 Adopted Budget	2026 YTD% Actual/Amended Budget
31370 - Roadway Access Permits	$ 247,977	$ 416,233	$ 244,798	$ 156,600	$ 227,700	$ 113,650	$ 350,000	$ 350,000	32.47%
Expenses	***$ 6,904,614***	***$ 6,628,603***	***$ 7,344,275***	***$ 7,971,978***	***$ 9,613,312***	***$ 3,000,973***	***$ 7,540,124***	***$ 7,434,025***	***39.80%***
Capital	**$ 850,022**	**$ 525,965**	**$ 1,264,025**	**$ 1,714,910**	**$ 3,183,551**	**$ 22,918**	**$ 119,500**	**$ 119,500**	**19.18%**
70000 - Computers	$ -	$ -	$ -	$ -	$ -	$ -	$ -	$ -	0.00%

Committee Revenue Expense Budget Report - by Account Detail

Through May 31, 2026 (50.0% YTD, 50.00% Payroll Expense through Pay Period Ending 5/23/2026)

***2021, 2022, 2023, 2024, 2025 and 2026 Actual Fiscal Year**

Department / Fund / Account Classification	2021 Actual Amount*	2022 Actual Amount*	2023 Actual Amount*	2024 Actual Amount*	2025 Actual Amount*	2026 Actual Amount*	2026 Amended Budget	2026 Adopted Budget	2026 YTD% Actual/Amended Budget
70020 - Computer Software- Capital	$ 161,134	$ 217,088	$ 208,070	$ 75,780	$ 38,970	$ 16,813	$ 84,500	$ 84,500	19.90%
70060 - Communications Equipment	$ -	$ -	$ -	$ -	$ 213,850	$ -	$ -	$ -	0.00%
70070 - Automotive Equipment	$ 491,710	$ -	$ 882,077	$ 1,502,786	$ 2,285,898	$ -	$ -	$ -	0.00%
70080 - Office Furniture	$ 20,823	$ -	$ 62,876	$ -	$ -	$ -	$ -	$ -	0.00%
70100 - Copiers	$ -	$ -	$ -	$ -	$ -	$ -	$ -	$ -	0.00%
70110 - Machinery and Equipment	$ 54,991	$ 78,494	$ 42,553	$ 115,404	$ 619,308	$ -	$ -	$ -	0.00%
70120 - Special Purpose Equipment	$ -	$ -	$ -	$ 20,940	$ -	$ -	$ -	$ -	0.00%
72010 - Building Improvements	$ 120,673	$ 229,169	$ 67,898	$ -	$ 25,525	$ -	$ -	$ -	0.00%
73000 - Road Construction	$ -	$ -	$ -	$ -	$ -	$ 6,105	$ -	$ -	0.00%
74010 - Highway Right of Way	$ 691	$ 1,215	$ 551	$ -	$ -	$ -	$ 35,000	$ 35,000	0.00%
Commodities	**$ 575,259**	**$ 611,509**	**$ 625,789**	**$ 634,723**	**$ 632,047**	**$ 163,882**	**$ 487,404**	**$ 487,404**	**33.62%**
60000 - Office Supplies	$ 11,535	$ 13,918	$ 22,745	$ 18,527	$ 23,893	$ 10,693	$ 25,200	$ 25,200	42.43%
60010 - Operating Supplies	$ 18,445	$ 20,981	$ 16,823	$ 26,253	$ 28,383	$ 10,165	$ 36,134	$ 36,134	28.13%
60040 - Postage	$ 66	$ 202	$ 60	$ 318	$ 199	$ 48	$ 300	$ 300	16.04%
60050 - Books and Subscriptions	$ 1,590	$ 203	$ 801	$ 235	$ 4,028	$ 135	$ 1,500	$ 1,500	8.98%
60060 - Computer Software- Non Capital	$ -	$ -	$ 1,940	$ -	$ 7,538	$ -	$ -	$ -	0.00%
60070 - Computer Hardware- Non Capital	$ 16,043	$ 6,825	$ 32,159	$ 30,148	$ 17,676	$ 5,226	$ 71,500	$ 71,500	7.31%
60340 - Buildings and Grounds Supplies	$ 26,593	$ 25,196	$ 32,881	$ 51,090	$ 34,733	$ 11,862	$ 35,020	$ 35,020	33.87%
60360 - Equipment Parts/Supplies	$ -	$ -	$ -	$ -	$ 3,323	$ -	$ -	$ -	0.00%
60370 - Tools	$ -	$ -	$ -	$ -	$ -	$ -	$ -	$ -	0.00%
60380 - Liquid Salt	$ 4,043	$ 30,790	$ 26,120	$ 27,324	$ 16,673	$ -	$ -	$ -	0.00%
60400 - Crushed Stone	$ 3,974	$ 3,028	$ 3,250	$ 6,641	$ 8,441	$ -	$ 7,000	$ 7,000	0.00%
60410 - Culverts	$ -	$ -	$ -	$ -	$ -	$ -	$ -	$ -	0.00%
60430 - Sign Material	$ 49,249	$ 54,531	$ 48,659	$ 62,620	$ 53,320	$ 22,972	$ 66,400	$ 66,400	34.60%
60440 - Traffic Markers and Barricades	$ -	$ -	$ -	$ -	$ -	$ -	$ -	$ -	0.00%
63000 - Utilities- Natural Gas	$ 27,954	$ 39,193	$ 37,136	$ 28,439	$ 36,094	$ 31,693	$ 40,000	$ 40,000	79.23%
63010 - Utilities- Electric	$ 22,128	$ 18,094	$ 29,300	$ 31,819	$ 38,968	$ 18,281	$ 38,000	$ 38,000	48.11%
63020 - Utilities- Intersect Lighting	$ 113,947	$ 98,868	$ 107,752	$ 100,647	$ 121,615	$ 52,808	$ 120,000	$ 120,000	44.01%
63040 - Fuel- Vehicles	$ 241,045	$ 255,981	$ 227,906	$ 210,028	$ 196,181	$ -	$ -	$ -	0.00%
64000 - Telephone	$ 20,834	$ 24,905	$ 20,642	$ 23,188	$ 23,686	$ -	$ 25,750	$ 25,750	0.00%
64010 - Cellular Phone	$ 17,814	$ 18,796	$ 17,613	$ 17,445	$ 17,295	$ -	$ 20,600	$ 20,600	0.00%
Contingency and Other	**$ -**	**$ -**	**$ -**	**$ -**	**$ -**	**$ -**	**$ -**	**$ -**	**0.00%**
89000 - Addition to Fund Balance	$ -	$ -	$ -	$ -	$ -	$ -	$ -	$ -	0.00%
Contractual Services	**$ 1,977,404**	**$ 1,636,450**	**$ 1,458,465**	**$ 1,407,561**	**$ 1,354,064**	**$ 477,299**	**$ 1,932,552**	**$ 1,932,552**	**24.70%**
50140 - Engineering Services	$ 1,201,855	$ 997,416	$ 706,017	$ 550,918	$ 268,006	$ 13,195	$ 487,238	$ 487,238	2.71%
50150 - Contractual/Consulting Services	$ 290,066	$ 131,397	$ 123,937	$ 238,080	$ 395,564	$ 142,140	$ 537,000	$ 537,000	26.47%
50160 - Legal Services	$ 86,500	$ 48,000	$ 113,065	$ 56,085	$ 48,875	$ 20,845	$ 78,000	$ 78,000	26.72%
50210 - Medical/Dental/Hospital Services	$ 2,704	$ 1,235	$ 505	$ 3,846	$ 4,886	$ 5,909	$ 5,000	$ 5,000	118.18%
50330 - Northeast IL Plan and Metro Srvs	$ 27,143	$ 27,143	$ 54,286	$ 56,457	$ 59,172	$ 60,947	$ 61,065	$ 61,065	99.81%
50340 - Software Licensing Cost	$ 47,261	$ 44,379	$ 64,333	$ 80,434	$ 148,445	$ 128,856	$ 268,465	$ 268,465	48.00%
50480 - Security Services	$ 8,236	$ 10,743	$ 10,752	$ 15,806	$ 13,229	$ 9,879	$ 15,000	$ 15,000	65.86%
52000 - Disposal and Water Softener Srvs	$ 13,508	$ 12,620	$ 17,499	$ 17,493	$ 20,329	$ 6,024	$ 20,000	$ 20,000	30.12%
52010 - Janitorial Services	$ 28,039	$ 29,113	$ 40,726	$ 36,888	$ 36,132	$ 15,030	$ 45,000	$ 45,000	33.40%
52020 - Repairs and Maintenance- Roads	$ -	$ -	$ -	$ -	$ -	$ -	$ -	$ -	0.00%
52110 - Repairs and Maint- Buildings	$ 54,492	$ 80,411	$ 28,513	$ 101,016	$ 69,268	$ 20,974	$ 91,353	$ 91,353	22.96%
52120 - Repairs and Maint- Grounds	$ 9,524	$ 11,671	$ 15,041	$ 14,265	$ 24,400	$ 8,960	$ 28,000	$ 28,000	32.00%

Committee Revenue Expense Budget Report - by Account Detail

Through May 31, 2026 (50.0% YTD, 50.00% Payroll Expense through Pay Period Ending 5/23/2026)

***2021, 2022, 2023, 2024, 2025 and 2026 Actual Fiscal Year**

Department / Fund / Account Classification	2021 Actual Amount*	2022 Actual Amount*	2023 Actual Amount*	2024 Actual Amount*	2025 Actual Amount*	2026 Actual Amount*	2026 Amended Budget	2026 Adopted Budget	2026 YTD% Actual/Amended Budget
52140 - Repairs and Maint- Copiers	$ 2,783	$ 3,941	$ 6,067	$ 3,838	$ 4,622	$ 2,559	$ 6,304	$ 6,304	40.60%
52150 - Repairs and Maint- Comm Equip	$ -	$ -	$ -	$ -	$ -	$ -	$ -	$ -	0.00%
52160 - Repairs and Maint- Equipment	$ 9,772	$ 6,002	$ 6,862	$ 7,138	$ 20,672	$ 7,208	$ 16,500	$ 16,500	43.69%
52215 - Vehicle Lease	$ 68,769	$ 76,548	$ 68,252	$ -	$ -	$ -	$ -	$ -	0.00%
52230 - Repairs and Maint- Vehicles	$ 14,745	$ 18,384	$ 14,364	$ 26,836	$ 14,791	$ 731	$ 21,630	$ 21,630	3.38%
52240 - Repairs and Maint- Office Equip	$ 1,278	$ 1,897	$ 2,037	$ -	$ -	$ -	$ 3,684	$ 3,684	0.00%
53000 - Liability Insurance	$ 53,114	$ 67,485	$ 95,794	$ 100,422	$ 134,379	$ -	$ 122,955	$ 122,955	0.00%
53020 - Unemployment Claims	$ 1,678	$ 2,037	$ 1,313	$ 1,615	$ 1,812	$ -	$ 1,978	$ 1,978	0.00%
53060 - General Printing	$ 502	$ 152	$ 75	$ 169	$ 368	$ -	$ 1,655	$ 1,655	0.00%
53070 - Legal Printing	$ 4,158	$ 2,158	$ 1,419	$ 2,612	$ 7,393	$ 1,082	$ 2,060	$ 2,060	52.53%
53080 - Mapping	$ -	$ -	$ 8,560	$ -	$ 8,825	$ -	$ 13,390	$ 13,390	0.00%
53100 - Conferences and Meetings	$ 20,320	$ 21,407	$ 33,488	$ 33,967	$ 38,129	$ 13,020	$ 37,080	$ 37,080	35.11%
53110 - Employee Training	$ 9,157	$ 15,922	$ 15,594	$ 30,331	$ 14,500	$ 6,271	$ 35,000	$ 35,000	17.92%
53120 - Employee Mileage Expense	$ 870	$ 5,120	$ 5,014	$ 4,871	$ 3,906	$ 2,609	$ 6,180	$ 6,180	42.21%
53130 - General Association Dues	$ 20,186	$ 21,194	$ 24,614	$ 24,473	$ 16,361	$ 11,059	$ 27,662	$ 27,662	39.98%
55000 - Miscellaneous Contractual Exp	$ 744	$ 74	$ 336	$ -	$ -	$ -	$ 353	$ 353	0.00%
Personnel Services- Employee Benefits	**$ 889,200**	**$ 971,241**	**$ 968,115**	**$ 954,435**	**$ 1,010,379**	**$ 494,882**	**$ 1,104,343**	**$ 1,091,158**	**44.81%**
45000 - Healthcare Contribution	$ 410,757	$ 500,871	$ 531,357	$ 521,713	$ 537,946	$ 282,720	$ 560,127	$ 560,127	50.47%
45010 - Dental Contribution	$ 11,679	$ 12,091	$ 12,086	$ 12,460	$ 11,822	$ 6,065	$ 13,154	$ 13,154	46.11%
45100 - FICA/SS Contribution	$ 178,624	$ 199,631	$ 209,746	$ 219,350	$ 231,399	$ 111,535	$ 272,655	$ 265,547	40.91%
45200 - IMRF Contribution	$ 204,835	$ 177,200	$ 142,096	$ 131,810	$ 164,454	$ 94,563	$ 198,344	$ 192,267	47.68%
53010 - Workers Compensation	$ 83,305	$ 81,448	$ 72,830	$ 69,101	$ 64,759	$ -	$ 60,063	$ 60,063	0.00%
Personnel Services- Salaries & Wages	**$ 2,430,666**	**$ 2,710,850**	**$ 2,843,771**	**$ 2,977,056**	**$ 3,128,056**	**$ 1,509,330**	**$ 3,563,663**	**$ 3,470,749**	**42.35%**
40000 - Salaries and Wages	$ 2,351,668	$ 2,622,832	$ 2,727,277	$ 2,877,711	$ 3,006,616	$ 1,487,167	$ 3,433,663	$ 3,340,749	43.31%
40002 - Non-Union Wage Increase	$ -	$ -	$ -	$ -	$ -	$ -	$ -	$ -	0.00%
40003 - Cost of Living Increase	$ -	$ -	$ -	$ -	$ -	$ -	$ -	$ -	0.00%
40007 - Equity Study Adjustments	$ -	$ -	$ -	$ -	$ -	$ -	$ -	$ -	0.00%
40200 - Overtime Salaries	$ 78,998	$ 88,017	$ 116,495	$ 99,346	$ 121,441	$ 22,163	$ 130,000	$ 130,000	17.05%
Transfers Out	**$ 182,063**	**$ 172,588**	**$ 184,111**	**$ 283,293**	**$ 305,216**	**$ 332,662**	**$ 332,662**	**$ 332,662**	**100.00%**
99000 - Transfer To Other Funds	$ 182,063	$ -	$ -	$ -	$ -	$ -	$ -	$ -	0.00%
99001 - Transfer to General Fund 001	$ -	$ 172,588	$ 184,111	$ 183,293	$ 180,216	$ 202,662	$ 202,662	$ 202,662	100.00%
99010 - Transfer To Insurance Liability Fund 010	$ -	$ -	$ -	$ 100,000	$ 125,000	$ 130,000	$ 130,000	$ 130,000	100.00%
301 County Bridge									
Revenue	***$ 409,402***	***$ 350,225***	***$ 329,382***	***$ 394,365***	***$ 328,000***	***$ 18,197***	***$ 381,875***	***$ 381,875***	***4.77%***
Interest Revenue	**$ (134)**	**$ (4,743)**	**$ 15,811**	**$ 14,011**	**$ 14,154**	**$ 3,304**	**$ 9,180**	**$ 9,180**	**35.99%**
38000 - Investment Income	$ (134)	$ (4,743)	$ 15,811	$ 14,011	$ 14,154	$ 3,304	$ 9,180	$ 9,180	35.99%
Other	**$ -**	**$ -**	**$ -**	**$ -**	**$ -**	**$ -**	**$ -**	**$ -**	**0.00%**
39900 - Fund Balance Utilization	$ -	$ -	$ -	$ -	$ -	$ -	$ -	$ -	0.00%
Reimbursements	**$ 76,461**	**$ 42,106**	**$ -**	**$ 66,774**	**$ -**	**$ -**	**$ 60,000**	**$ 60,000**	**0.00%**
37152 - KDOT Service Reimbursement - Other	$ 76,461	$ 42,106	$ -	$ 66,774	$ -	$ -	$ 60,000	$ 60,000	0.00%
Transfers In	**$ 19,700**	**$ -**	**$ -**	**$ -**	**$ -**	**$ -**	**$ -**	**$ -**	**0.00%**
39000 - Transfer From Other Funds	$ 19,700	$ -	$ -	$ -	$ -	$ -	$ -	$ -	0.00%
Other Taxes	**$ 133**	**$ 493**	**$ 465**	**$ 249**	**$ 452**	**$ -**	**$ -**	**$ -**	**0.00%**
30170 - TIF Distribution Tax	$ 133	$ 493	$ 465	$ 249	$ 452	$ -	$ -	$ -	0.00%
Property Taxes	**$ 313,241**	**$ 312,369**	**$ 313,106**	**$ 313,332**	**$ 313,393**	**$ 14,893**	**$ 312,695**	**$ 312,695**	**4.76%**
30000 - Property Taxes	$ 313,241	$ 311,593	$ 312,003	$ 312,116	$ 312,090	$ 14,893	$ 312,695	$ 312,695	4.76%
30005 - Property Tax Revenue Recapture	$ -	$ 776	$ 1,103	$ 1,216	$ 1,303	$ -	$ -	$ -	0.00%

Committee Revenue Expense Budget Report - by Account Detail

Through May 31, 2026 (50.0% YTD, 50.00% Payroll Expense through Pay Period Ending 5/23/2026)

***2021, 2022, 2023, 2024, 2025 and 2026 Actual Fiscal Year**

Department / Fund / Account Classification	2021 Actual Amount*	2022 Actual Amount*	2023 Actual Amount*	2024 Actual Amount*	2025 Actual Amount*	2026 Actual Amount*	2026 Amended Budget	2026 Adopted Budget	2026 YTD% Actual/Amended Budget
Expenses	***$ 268,718***	***$ 444,359***	***$ 403,338***	***$ 409,222***	***$ 265,740***	***$ 50,705***	***$ 381,875***	***$ 381,875***	***13.28%***
Contingency and Other	**$ -**	**$ -**	**$ -**	**$ -**	**$ -**	**$ -**	**$ 69,418**	**$ 69,418**	**0.00%**
89000 - Addition to Fund Balance	$ -	$ -	$ -	$ -	$ -	$ -	$ 69,418	$ 69,418	0.00%
Contractual Services	**$ 268,718**	**$ 444,359**	**$ 403,338**	**$ 409,222**	**$ 265,740**	**$ 50,705**	**$ 312,457**	**$ 312,457**	**16.23%**
52100 - Bridge Inspection	$ 268,718	$ 444,359	$ 403,338	$ 409,222	$ 265,740	$ 50,705	$ 312,457	$ 312,457	16.23%
302 Motor Fuel Tax									
Revenue	***$ 17,689,572***	***$ 18,498,850***	***$ 16,154,711***	***$ 16,638,339***	***$ 21,208,899***	***$ 4,981,578***	***$ 39,705,968***	***$ 39,687,011***	***12.55%***
Interest Revenue	**$ (7,518)**	**$ (766,742)**	**$ 2,554,827**	**$ 2,795,269**	**$ 2,926,170**	**$ 752,456**	**$ 1,463,828**	**$ 1,463,828**	**51.40%**
38000 - Investment Income	$ (7,518)	$ (766,742)	$ 2,554,827	$ 2,795,269	$ 2,926,170	$ 752,456	$ 1,463,828	$ 1,463,828	51.40%
Other	**$ -**	**$ 184**	**$ 5,089**	**$ 117**	**$ -**	**$ -**	**$ 24,126,006**	**$ 24,107,049**	**0.00%**
38900 - Miscellaneous Other	$ -	$ 184	$ 5,089	$ 117	$ -	$ -	$ -	$ -	0.00%
39900 - Fund Balance Utilization	$ -	$ -	$ -	$ -	$ -	$ -	$ 24,126,006	$ 24,107,049	0.00%
Reimbursements	**$ -**	**$ 948,083**	**$ 423,407**	**$ 176,350**	**$ 4,133,577**	**$ 187,639**	**$ 90,000**	**$ 90,000**	**208.49%**
37150 - KDOT Service Reimbursement - Federal	$ -	$ 770,201	$ 236,488	$ 176,350	$ (0)	$ -	$ -	$ -	0.00%
37151 - KDOT Service Reimbursement - State	$ -	$ -	$ -	$ -	$ 4,133,577	$ -	$ -	$ -	0.00%
37160 - Cty Engineer Salary Reimbursemt	$ -	$ 177,882	$ 186,919	$ -	$ -	$ 187,639	$ 90,000	$ 90,000	208.49%
Transfers In	**$ -**	**$ 302,699**	**$ 3,693**	**$ -**	**$ -**	**$ -**	**$ -**	**$ -**	**0.00%**
39000 - Transfer From Other Funds	$ -	$ -	$ -	$ -	$ -	$ -	$ -	$ -	0.00%
39620 - Transfer from Motor Fuel Tax Debt Service Fund 620	$ -	$ 302,699	$ 3,693	$ -	$ -	$ -	$ -	$ -	0.00%
Other Taxes	**$ 11,937,455**	**$ 12,254,990**	**$ 13,167,695**	**$ 13,666,602**	**$ 14,149,151**	**$ 4,041,484**	**$ 14,026,134**	**$ 14,026,134**	**28.81%**
30140 - Motor Fuel Tax	$ 10,315,055	$ 10,650,722	$ 11,535,413	$ 12,021,014	$ 12,485,575	$ 4,041,484	$ 12,400,000	$ 12,400,000	32.59%
33895 - Supplemental State Distribution	$ 1,622,400	$ 1,604,268	$ 1,632,282	$ 1,645,588	$ 1,663,576	$ -	$ 1,626,134	$ 1,626,134	0.00%
Grants	**$ 5,759,635**	**$ 5,759,635**	**$ -**	**$ -**	**$ -**	**$ -**	**$ -**	**$ -**	**0.00%**
33900 - Grants - Other	$ 5,759,635	$ 5,759,635	$ -	$ -	$ -	$ -	$ -	$ -	0.00%
Expenses	***$ 5,192,860***	***$ 6,324,076***	***$ 18,910,094***	***$ 18,709,228***	***$ 14,572,132***	***$ 6,373,759***	***$ 39,705,968***	***$ 39,687,011***	***16.05%***
Capital	**$ 34,018**	**$ 1,344,895**	**$ 8,938,336**	**$ 6,135,880**	**$ 447,354**	**$ 736,400**	**$ 14,942,588**	**$ 14,942,588**	**4.93%**
73000 - Road Construction	$ -	$ 1,320,230	$ 8,921,336	$ 6,035,880	$ 2,182	$ -	$ 12,817,588	$ 12,817,588	0.00%
73010 - Bridge Construction	$ -	$ -	$ -	$ -	$ 399,212	$ -	$ 500,000	$ 500,000	0.00%
74010 - Highway Right of Way	$ 34,018	$ 24,665	$ 17,000	$ 100,000	$ 45,960	$ 736,400	$ 1,625,000	$ 1,625,000	45.32%
Contractual Services	**$ 1,365,413**	**$ 1,412,958**	**$ 6,137,106**	**$ 8,543,328**	**$ 9,707,660**	**$ 3,230,803**	**$ 19,468,563**	**$ 19,468,563**	**16.59%**
50140 - Engineering Services	$ 1,317,009	$ 1,352,598	$ 1,557,521	$ 2,517,909	$ 4,099,443	$ 3,230,803	$ 13,342,186	$ 13,342,186	24.21%
52080 - Repairs and Maint- Resurfacing	$ -	$ -	$ 4,500,000	$ 5,938,820	$ 5,499,651	$ -	$ 6,000,000	$ 6,000,000	0.00%
53000 - Liability Insurance	$ 46,922	$ 58,592	$ 78,509	$ 85,228	$ 107,122	$ -	$ 124,376	$ 124,376	0.00%
53020 - Unemployment Claims	$ 1,482	$ 1,768	$ 1,076	$ 1,371	$ 1,444	$ -	$ 2,001	$ 2,001	0.00%
Personnel Services- Employee Benefits	**$ 560,894**	**$ 494,166**	**$ 480,058**	**$ 490,870**	**$ 573,004**	**$ 280,649**	**$ 673,407**	**$ 671,051**	**41.68%**
45000 - Healthcare Contribution	$ 70,596	$ 77,722	$ 88,704	$ 97,634	$ 126,838	$ 53,727	$ 128,044	$ 128,044	41.96%
45010 - Dental Contribution	$ 2,666	$ 2,666	$ 2,946	$ 3,097	$ 3,188	$ 1,106	$ 3,148	$ 3,148	35.15%
45100 - FICA/SS Contribution	$ 191,384	$ 180,435	$ 195,974	$ 206,301	$ 226,280	$ 121,998	$ 271,426	$ 270,156	44.95%

Committee Revenue Expense Budget Report - by Account Detail

Through May 31, 2026 (50.0% YTD, 50.00% Payroll Expense through Pay Period Ending 5/23/2026)

***2021, 2022, 2023, 2024, 2025 and 2026 Actual Fiscal Year**

Department / Fund / Account Classification	2021 Actual Amount*	2022 Actual Amount*	2023 Actual Amount*	2024 Actual Amount*	2025 Actual Amount*	2026 Actual Amount*	2026 Amended Budget	2026 Adopted Budget	2026 YTD% Actual/Amended Budget
45200 - IMRF Contribution	$ 222,656	$ 162,628	$ 132,746	$ 125,192	$ 161,529	$ 103,817	$ 207,900	$ 206,814	49.94%
53010 - Workers Compensation	$ 73,593	$ 70,715	$ 59,688	$ 58,646	$ 55,169	$ -	$ 62,889	$ 62,889	0.00%
Personnel Services- Salaries & Wages	**$ 2,617,547**	**$ 2,475,105**	**$ 2,680,793**	**$ 2,808,103**	**$ 3,075,028**	**$ 1,650,540**	**$ 3,651,069**	**$ 3,634,468**	**45.21%**
40000 - Salaries and Wages	$ 2,339,806	$ 2,301,405	$ 2,562,431	$ 2,679,444	$ 2,892,043	$ 1,471,532	$ 3,351,069	$ 3,334,468	43.91%
40002 - Non-Union Wage Increase	$ -	$ -	$ -	$ -	$ -	$ -	$ -	$ -	0.00%
40003 - Cost of Living Increase	$ -	$ -	$ -	$ -	$ -	$ -	$ -	$ -	0.00%
40007 - Equity Study Adjustments	$ -	$ -	$ -	$ -	$ -	$ -	$ -	$ -	0.00%
40200 - Overtime Salaries	$ 277,740	$ 173,700	$ 118,361	$ 128,659	$ 182,985	$ 179,007	$ 300,000	$ 300,000	59.67%
Services	**$ 506,290**	**$ 504,784**	**$ 568,934**	**$ 621,112**	**$ 661,676**	**$ 359,594**	**$ 854,568**	**$ 854,568**	**42.08%**
45410 - Teamsters Contribution	$ 506,290	$ 504,784	$ 568,934	$ 621,112	$ 661,676	$ 359,594	$ 854,568	$ 854,568	42.08%
Transfers Out	**$ 108,698**	**$ 92,169**	**$ 104,868**	**$ 109,934**	**$ 107,411**	**$ 115,773**	**$ 115,773**	**$ 115,773**	**100.00%**
99000 - Transfer To Other Funds	$ 108,698	$ -	$ -	$ -	$ -	$ -	$ -	$ -	0.00%
99001 - Transfer to General Fund 001	$ -	$ 92,169	$ 104,868	$ 109,934	$ 107,411	$ 115,773	$ 115,773	$ 115,773	100.00%
303 County Highway Matching									
Revenue	***$ 65,162***	***$ 61,905***	***$ 82,103***	***$ 76,532***	***$ 68,048***	***$ 3,031***	***$ 75,011***	***$ 75,011***	***4.04%***
Interest Revenue	**$ (101)**	**$ (4,949)**	**$ 16,718**	**$ 11,113**	**$ 2,656**	**$ (78)**	**$ 9,886**	**$ 9,886**	**(0.79%)**
38000 - Investment Income	$ (101)	$ (4,949)	$ 16,718	$ 11,113	$ 2,656	$ (78)	$ 9,886	$ 9,886	(0.79%)
Other	**$ -**	**$ -**	**$ -**	**$ -**	**$ -**	**$ -**	**$ -**	**$ -**	**0.00%**
39900 - Fund Balance Utilization	$ -	$ -	$ -	$ -	$ -	$ -	$ -	$ -	0.00%
Transfers In	**$ -**	**$ 1,700**	**$ -**	**$ -**	**$ -**	**$ -**	**$ -**	**$ -**	**0.00%**
39000 - Transfer From Other Funds	$ -	$ 1,700	$ -	$ -	$ -	$ -	$ -	$ -	0.00%
Other Taxes	**$ 44**	**$ 111**	**$ 97**	**$ 52**	**$ 94**	**$ -**	**$ -**	**$ -**	**0.00%**
30170 - TIF Distribution Tax	$ 44	$ 111	$ 97	$ 52	$ 94	$ -	$ -	$ -	0.00%
Property Taxes	**$ 65,219**	**$ 65,043**	**$ 65,288**	**$ 65,367**	**$ 65,298**	**$ 3,108**	**$ 65,125**	**$ 65,125**	**4.77%**
30000 - Property Taxes	$ 65,219	$ 64,881	$ 65,044	$ 65,134	$ 65,001	$ 3,108	$ 65,125	$ 65,125	4.77%
30005 - Property Tax Revenue Recapture	$ -	$ 162	$ 244	$ 233	$ 297	$ -	$ -	$ -	0.00%
Expenses	***$ -***	***$ 81,146***	***$ 81,850***	***$ 300,000***	***$ 155,530***	***$ 64,000***	***$ 75,011***	***$ 75,011***	***85.32%***
Capital	**$ -**	**$ -**	**$ -**	**$ -**	**$ -**	**$ -**	**$ -**	**$ -**	**0.00%**
74010 - Highway Right of Way	$ -	$ -	$ -	$ -	$ -	$ -	$ -	$ -	0.00%
Commodities	**$ -**	**$ 81,146**	**$ 81,850**	**$ 300,000**	**$ 155,530**	**$ 64,000**	**$ 64,000**	**$ 64,000**	**100.00%**
60390 - Rock Salt	$ -	$ 81,146	$ 81,850	$ 300,000	$ 155,530	$ 64,000	$ 64,000	$ 64,000	100.00%
Contingency and Other	**$ -**	**$ -**	**$ -**	**$ -**	**$ -**	**$ -**	**$ 11,011**	**$ 11,011**	**0.00%**
89000 - Addition to Fund Balance	$ -	$ -	$ -	$ -	$ -	$ -	$ 11,011	$ 11,011	0.00%
304 Motor Fuel Local Option									
Revenue	***$ 9,611,752***	***$ 9,198,670***	***$ 10,809,891***	***$ 11,430,021***	***$ 12,044,169***	***$ 3,763,464***	***$ 20,323,347***	***$ 20,323,347***	***18.52%***
Interest Revenue	**$ 3,613**	**$ (149,996)**	**$ 586,322**	**$ 760,665**	**$ 1,023,080**	**$ 258,824**	**$ 338,947**	**$ 338,947**	**76.36%**
38000 - Investment Income	$ 3,613	$ (149,996)	$ 586,322	$ 760,665	$ 1,023,080	$ 258,824	$ 338,947	$ 338,947	76.36%

Committee Revenue Expense Budget Report - by Account Detail

Through May 31, 2026 (50.0% YTD, 50.00% Payroll Expense through Pay Period Ending 5/23/2026)

***2021, 2022, 2023, 2024, 2025 and 2026 Actual Fiscal Year**

Department / Fund / Account Classification	2021 Actual Amount*	2022 Actual Amount*	2023 Actual Amount*	2024 Actual Amount*	2025 Actual Amount*	2026 Actual Amount*	2026 Amended Budget	2026 Adopted Budget	2026 YTD% Actual/Amended Budget
Other	**$ -**	**$ -**	**$ -**	**$ -**	**$ -**	**$ -**	**$ 9,351,400**	**$ 9,351,400**	**0.00%**
39900 - Fund Balance Utilization	$ -	$ -	$ -	$ -	$ -	$ -	$ 9,351,400	$ 9,351,400	0.00%
Reimbursements	**$ 89,656**	**$ 202,774**	**$ 336,187**	**$ 477,719**	**$ 434,829**	**$ 59,336**	**$ 150,000**	**$ 150,000**	**39.56%**
37150 - KDOT Service Reimbursement - Federal	$ -	$ -	$ -	$ 24,412	$ 181,878	$ -	$ -	$ -	0.00%
37151 - KDOT Service Reimbursement - State	$ -	$ -	$ -	$ 171,028	$ -	$ -	$ -	$ -	0.00%
37152 - KDOT Service Reimbursement - Other	$ -	$ -	$ -	$ 26,105	$ 26,105	$ -	$ -	$ -	0.00%
37900 - Miscellaneous Reimbursement	$ 89,656	$ 202,774	$ 336,187	$ 256,174	$ 226,846	$ 59,336	$ 150,000	$ 150,000	39.56%
Charges for Services	**$ -**	**$ 33,923**	**$ 42,530**	**$ 13,218**	**$ -**	**$ -**	**$ -**	**$ -**	**0.00%**
34640 - Engineering Fees	$ -	$ 33,923	$ 42,530	$ 13,218	$ -	$ -	$ -	$ -	0.00%
Transfers In	**$ 673,500**	**$ -**	**$ -**	**$ -**	**$ -**	**$ -**	**$ -**	**$ -**	**0.00%**
39000 - Transfer From Other Funds	$ 673,500	$ -	$ -	$ -	$ -	$ -	$ -	$ -	0.00%
Other Taxes	**$ 8,844,983**	**$ 9,111,970**	**$ 9,844,852**	**$ 10,178,419**	**$ 10,586,260**	**$ 3,433,346**	**$ 10,483,000**	**$ 10,483,000**	**32.75%**
30150 - County Local Option Tax	$ 8,844,983	$ 9,111,970	$ 9,844,852	$ 10,178,419	$ 10,586,260	$ 3,433,346	$ 10,483,000	$ 10,483,000	32.75%
Grants	**$ -**	**$ -**	**$ -**	**$ -**	**$ -**	**$ 11,957**	**$ -**	**$ -**	**0.00%**
33903 - Grants - Federal Government	$ -	$ -	$ -	$ -	$ -	$ 11,957	$ -	$ -	0.00%
Expenses	***$ 10,375,090***	***$ 11,208,752***	***$ 11,217,227***	***$ 5,724,386***	***$ 8,910,379***	***$ 2,804,455***	***$ 20,323,347***	***$ 20,323,347***	***13.80%***
Capital	**$ 532,900**	**$ 34,413**	**$ 871,591**	**$ 390,044**	**$ 759,860**	**$ 833,670**	**$ 4,339,000**	**$ 4,339,000**	**19.21%**
70070 - Automotive Equipment	$ -	$ -	$ -	$ -	$ -	$ 815,160	$ 1,725,000	$ 1,725,000	47.26%
70110 - Machinery and Equipment	$ -	$ -	$ 55,549	$ -	$ -	$ 18,510	$ 1,210,000	$ 1,210,000	1.53%
72010 - Building Improvements	$ -	$ -	$ -	$ -	$ -	$ -	$ 145,000	$ 145,000	0.00%
73000 - Road Construction	$ -	$ -	$ 813,942	$ 390,044	$ 759,860	$ -	$ 1,059,000	$ 1,059,000	0.00%
73010 - Bridge Construction	$ 532,280	$ 25,313	$ -	$ -	$ -	$ -	$ -	$ -	0.00%
74010 - Highway Right of Way	$ 620	$ 9,100	$ 2,100	$ -	$ -	$ -	$ 200,000	$ 200,000	0.00%
Commodities	**$ 2,218,754**	**$ 1,795,361**	**$ 2,426,294**	**$ 2,172,174**	**$ 2,370,812**	**$ 1,182,338**	**$ 2,217,860**	**$ 2,217,860**	**53.31%**
60210 - Uniform Supplies	$ 22,016	$ 23,211	$ 24,851	$ 24,721	$ 25,816	$ 13,697	$ 32,000	$ 32,000	42.80%
60330 - Vehicle Parts/Supplies	$ 150,141	$ 172,641	$ 160,693	$ 203,693	$ 211,536	$ 119,719	$ 217,000	$ 217,000	55.17%
60360 - Equipment Parts/Supplies	$ 84,691	$ 77,411	$ 97,993	$ 124,043	$ 122,468	$ 71,663	$ 183,600	$ 183,600	39.03%
60370 - Tools	$ 9,277	$ 6,317	$ 12,074	$ 9,566	$ 24,059	$ 12,834	$ 15,450	$ 15,450	83.07%
60380 - Liquid Salt	$ -	$ -	$ -	$ -	$ -	$ 28,339	$ 41,200	$ 41,200	68.78%
60390 - Rock Salt	$ 1,038,303	$ 823,901	$ 619,745	$ 288,032	$ 553,421	$ 765,406	$ 1,061,960	$ 1,061,960	72.07%
60410 - Culverts	$ 2,106	$ 8,013	$ 3,424	$ 8,363	$ 9,709	$ 5,650	$ 15,450	$ 15,450	36.57%
60420 - Road Material	$ 20,129	$ 13,215	$ 35,565	$ 34,634	$ 25,979	$ 8,371	$ 341,200	$ 341,200	2.45%
60440 - Traffic Markers and Barricades	$ 1,388	$ 8,310	$ 990	$ 4,612	$ 12,971	$ 13,060	$ 10,000	$ 10,000	130.60%
60590 - Communication Equip - Non-Capital	$ -	$ -	$ -	$ -	$ 20,933	$ -	$ -	$ -	0.00%
63020 - Utilities- Intersect Lighting	$ 890,703	$ 662,341	$ 1,470,958	$ 1,474,512	$ 1,363,857	$ -	$ -	$ -	0.00%
63040 - Fuel- Vehicles	$ -	$ -	$ -	$ -	$ 63	$ 143,599	$ 300,000	$ 300,000	47.87%
Contingency and Other	**$ -**	**$ -**	**$ -**	**$ -**	**$ -**	**$ -**	**$ -**	**$ -**	**0.00%**
89000 - Addition to Fund Balance	$ -	$ -	$ -	$ -	$ -	$ -	$ -	$ -	0.00%
Contractual Services	**$ 7,566,395**	**$ 9,378,978**	**$ 7,919,342**	**$ 3,162,168**	**$ 5,779,707**	**$ 788,448**	**$ 13,766,487**	**$ 13,766,487**	**5.73%**
50140 - Engineering Services	$ 325,958	$ 374,589	$ 404,378	$ 456,330	$ 559,890	$ 221,364	$ 2,605,000	$ 2,605,000	8.50%
52020 - Repairs and Maintenance- Roads	$ 4,666	$ 12,679	$ 22,606	$ 40,386	$ 19,025	$ 4,675	$ 16,987	$ 16,987	27.52%
52040 - Repairs and Maintenance- Bridges	$ 686,758	$ 444,477	$ 153,886	$ -	$ 157,882	$ -	$ 4,055,000	$ 4,055,000	0.00%
52050 - Repairs and Maint- Cracksealing	$ -	$ 406,438	$ 790,773	$ 243,264	$ -	$ -	$ 640,000	$ 640,000	0.00%
52070 - Repairs and Maint- Pavement Mark	$ 766,626	$ 1,011,857	$ 960,876	$ 1,410,403	$ 625,731	$ -	$ 1,596,500	$ 1,596,500	0.00%

Committee Revenue Expense Budget Report - by Account Detail

Through May 31, 2026 (50.0% YTD, 50.00% Payroll Expense through Pay Period Ending 5/23/2026)

***2021, 2022, 2023, 2024, 2025 and 2026 Actual Fiscal Year**

Department / Fund / Account Classification	2021 Actual Amount*	2022 Actual Amount*	2023 Actual Amount*	2024 Actual Amount*	2025 Actual Amount*	2026 Actual Amount*	2026 Amended Budget	2026 Adopted Budget	2026 YTD% Actual/Amended Budget
52080 - Repairs and Maint- Resurfacing	$ 5,782,388	$ 7,128,939	$ 5,586,822	$ 301,476	$ 3,706,177	$ (46,348)	$ 1,000,000	$ 1,000,000	(4.63%)
52090 - Repairs and Maint- Traffic Light	$ -	$ -	$ -	$ -	$ -	$ 410,144	$ 2,000,000	$ 2,000,000	20.51%
52100 - Bridge Inspection	$ -	$ -	$ -	$ -	$ -	$ -	$ 238,000	$ 238,000	0.00%
52230 - Repairs and Maint- Vehicles	$ -	$ -	$ -	$ -	$ -	$ 4,890	$ -	$ -	0.00%
52280 - Pavement Preservation	$ -	$ -	$ -	$ 710,309	$ 711,002	$ 193,722	$ 1,615,000	$ 1,615,000	12.00%
Transfers Out	**$ 57,041**	**$ -**	**$ -**	**$ -**	**$ -**	**$ -**	**$ -**	**$ -**	**0.00%**
99000 - Transfer To Other Funds	$ 57,041	$ -	$ -	$ -	$ -	$ -	$ -	$ -	0.00%
305 Transportation Sales Tax									
Revenue	***$ 20,235,643***	***$ 20,019,370***	***$ 22,209,458***	***$ 25,289,863***	***$ 36,455,039***	***$ 12,105,913***	***$ 39,600,854***	***$ 39,600,854***	***30.57%***
Interest Revenue	**$ (12,648)**	**$ (733,411)**	**$ 2,479,605**	**$ 3,184,763**	**$ 4,293,327**	**$ 1,199,864**	**$ 1,425,696**	**$ 1,425,696**	**84.16%**
38000 - Investment Income	$ (12,648)	$ (733,411)	$ 2,479,605	$ 3,184,763	$ 4,293,327	$ 1,199,864	$ 1,425,696	$ 1,425,696	84.16%
Other	**$ -**	**$ -**	**$ -**	**$ -**	**$ 61,768**	**$ 65,520**	**$ 19,907,659**	**$ 19,907,659**	**0.33%**
38530 - Auction Sales	$ -	$ -	$ -	$ -	$ 61,768	$ 65,520	$ -	$ -	0.00%
39900 - Fund Balance Utilization	$ -	$ -	$ -	$ -	$ -	$ -	$ 19,907,659	$ 19,907,659	0.00%
Reimbursements	**$ 2,928,458**	**$ 2,313,796**	**$ 1,308,054**	**$ 2,495,390**	**$ 10,398,810**	**$ 5,701,162**	**$ 1,200,000**	**$ 1,200,000**	**475.10%**
37150 - KDOT Service Reimbursement - Federal	$ 2,131,844	$ 1,321,068	$ 1,230,835	$ 1,331,318	$ 1,864,379	$ -	$ -	$ -	0.00%
37151 - KDOT Service Reimbursement - State	$ -	$ 7,625	$ 31,316	$ -	$ 7,922,827	$ 3,419,174	$ -	$ -	0.00%
37152 - KDOT Service Reimbursement - Other	$ 796,613	$ 980,000	$ 37,306	$ 1,164,072	$ 611,378	$ 2,281,489	$ 1,200,000	$ 1,200,000	190.12%
37900 - Miscellaneous Reimbursement	$ -	$ 5,103	$ 8,598	$ -	$ 225	$ 500	$ -	$ -	0.00%
Charges for Services	**$ -**	**$ -**	**$ -**	**$ -**	**$ -**	**$ -**	**$ -**	**$ -**	**0.00%**
35395 - Toll Revenue	$ -	$ -	$ -	$ -	$ -	$ -	$ -	$ -	0.00%
Transfers In	**$ 1,181,400**	**$ 174,715**	**$ 1,803**	**$ 41,087**	**$ 629**	**$ -**	**$ -**	**$ -**	**0.00%**
39000 - Transfer From Other Funds	$ 1,181,400	$ -	$ -	$ -	$ -	$ -	$ -	$ -	0.00%
39540 - Transfer From Transportation Capital Fund 540	$ -	$ -	$ -	$ 27,530	$ 629	$ -	$ -	$ -	0.00%
39621 - Transfer from Transit Sales Tax Debt Service Fund 621	$ -	$ 174,715	$ 1,803	$ -	$ -	$ -	$ -	$ -	0.00%
39624 - Transfer from Longmeadow Debt Service Fund 624	$ -	$ -	$ -	$ 13,557	$ -	$ -	$ -	$ -	0.00%
Other Taxes	**$ 16,138,433**	**$ 18,064,271**	**$ 18,419,996**	**$ 19,568,623**	**$ 21,700,506**	**$ 4,822,049**	**$ 13,707,499**	**$ 13,707,499**	**35.18%**
30105 - Sales Tax- RTA	$ 16,138,433	$ 18,064,271	$ 18,419,996	$ 19,568,623	$ 21,700,506	$ 4,822,049	$ 13,707,499	$ 13,707,499	35.18%
Grants	**$ -**	**$ 200,000**	**$ -**	**$ -**	**$ -**	**$ 317,318**	**$ 3,360,000**	**$ 3,360,000**	**9.44%**
33900 - Grants - Other	$ -	$ 200,000	$ -	$ -	$ -	$ -	$ -	$ -	0.00%
33902 - Grants - State Government	$ -	$ -	$ -	$ -	$ -	$ -	$ 1,760,000	$ 1,760,000	0.00%
33903 - Grants - Federal Government	$ -	$ -	$ -	$ -	$ -	$ 317,318	$ 1,600,000	$ 1,600,000	19.83%
Expenses	***$ 12,086,200***	***$ 8,909,177***	***$ 21,040,419***	***$ 13,192,455***	***$ 15,788,841***	***$ 1,085,797***	***$ 39,600,854***	***$ 39,600,854***	***2.74%***
Capital	**$ 8,478,621**	**$ 3,846,028**	**$ 12,393,091**	**$ 5,224,121**	**$ 5,356,665**	**$ (150,075)**	**$ 23,750,890**	**$ 23,750,890**	**(0.63%)**
70120 - Special Purpose Equipment	$ -	$ -	$ -	$ -	$ -	$ -	$ -	$ -	0.00%
73000 - Road Construction	$ 7,652,776	$ 1,980,953	$ 10,606,660	$ 4,920,744	$ 4,892,253	$ (451,464)	$ 21,152,590	$ 21,152,590	(2.13%)
73010 - Bridge Construction	$ 270,458	$ 1,230,984	$ 1,419,376	$ 276,975	$ 29,618	$ -	$ 25,000	$ 25,000	0.00%
74010 - Highway Right of Way	$ 555,388	$ 634,091	$ 367,055	$ 26,402	$ 434,794	$ 301,389	$ 2,573,300	$ 2,573,300	11.71%
Contingency and Other	**$ -**	**$ -**	**$ -**	**$ -**	**$ -**	**$ -**	**$ -**	**$ -**	**0.00%**
89000 - Addition to Fund Balance	$ -	$ -	$ -	$ -	$ -	$ -	$ -	$ -	0.00%
Contractual Services	**$ 3,607,579**	**$ 4,099,154**	**$ 6,926,363**	**$ 6,872,660**	**$ 6,839,748**	**$ 1,235,873**	**$ 15,849,964**	**$ 15,849,964**	**7.80%**
50140 - Engineering Services	$ 3,459,489	$ 2,635,083	$ 5,516,116	$ 4,994,191	$ 3,227,391	$ 578,282	$ 10,666,214	$ 10,666,214	5.42%
50150 - Contractual/Consulting Services	$ 28,000	$ 55,231	$ 57,648	$ 37,969	$ 41,500	$ -	$ 3,750	$ 3,750	0.00%

Committee Revenue Expense Budget Report - by Account Detail

Through May 31, 2026 (50.0% YTD, 50.00% Payroll Expense through Pay Period Ending 5/23/2026)

***2021, 2022, 2023, 2024, 2025 and 2026 Actual Fiscal Year**

Department / Fund / Account Classification	2021 Actual Amount*	2022 Actual Amount*	2023 Actual Amount*	2024 Actual Amount*	2025 Actual Amount*	2026 Actual Amount*	2026 Amended Budget	2026 Adopted Budget	2026 YTD% Actual/Amended Budget
50340 - Software Licensing Cost	$ -	$ -	$ -	$ -	$ -	$ -	$ -	$ -	0.00%
52040 - Repairs and Maintenance- Bridges	$ -	$ -	$ 167,453	$ -	$ 408,714	$ -	$ -	$ -	0.00%
52070 - Repairs and Maint- Pavement Mark	$ -	$ -	$ -	$ -	$ 287,105	$ -	$ -	$ -	0.00%
52080 - Repairs and Maint- Resurfacing	$ -	$ -	$ -	$ -	$ -	$ -	$ 2,000,000	$ 2,000,000	0.00%
52280 - Pavement Preservation	$ -	$ -	$ -	$ -	$ 655,964	$ -	$ -	$ -	0.00%
55010 - External Grants	$ 120,090	$ 1,408,841	$ 1,185,146	$ 1,840,499	$ 2,219,074	$ 657,591	$ 3,179,200	$ 3,179,200	20.68%
56030 - Transportation	$ -	$ -	$ -	$ -	$ -	$ -	$ 800	$ 800	0.00%
Debt Service	**$ -**	**$ -**	**$ -**	**$ -**	**$ -**	**$ -**	**$ -**	**$ -**	**0.00%**
80500 - Debt Service Requirement	$ -	$ -	$ -	$ -	$ -	$ -	$ -	$ -	0.00%
Transfers Out	**$ -**	**$ 963,995**	**$ 1,720,965**	**$ 1,095,675**	**$ 3,592,428**	**$ -**	**$ -**	**$ -**	**0.00%**
99000 - Transfer To Other Funds	$ -	$ -	$ -	$ -	$ -	$ -	$ -	$ -	0.00%
99001 - Transfer to General Fund 001	$ -	$ -	$ 2,085	$ -	$ -	$ -	$ -	$ -	0.00%
99624 - Transfer to Longmeadow Debt Service Fund 624	$ -	$ 963,995	$ 1,718,880	$ 1,095,675	$ 3,592,428	$ -	$ -	$ -	0.00%
515 Longmeadow Bond Construction									
Revenue	***$ 13,815***	***$ 4,635***	***$ 16,872***	***$ 17,514,984***	***$ 933,205***	***$ -***	***$ -***	***$ -***	***0.00%***
Interest Revenue	**$ 13,815**	**$ 4,635**	**$ 16,872**	**$ 14,984**	**$ -**	**$ -**	**$ -**	**$ -**	**0.00%**
38000 - Investment Income	$ 13,815	$ 4,635	$ 16,872	$ 14,984	$ -	$ -	$ -	$ -	0.00%
Other	**$ -**	**$ -**	**$ -**	**$ -**	**$ -**	**$ -**	**$ -**	**$ -**	**0.00%**
39900 - Fund Balance Utilization	$ -	$ -	$ -	$ -	$ -	$ -	$ -	$ -	0.00%
Reimbursements	**$ -**	**$ -**	**$ -**	**$ 17,500,000**	**$ 933,205**	**$ -**	**$ -**	**$ -**	**0.00%**
37151 - KDOT Service Reimbursement - State	$ -	$ -	$ -	$ 17,500,000	$ 933,205	$ -	$ -	$ -	0.00%
Expenses	***$ 432,281***	***$ 115,263***	***$ -***	***$ 18,112,917***	***$ 933,205***	***$ -***	***$ -***	***$ -***	***0.00%***
Capital	**$ 432,281**	**$ 115,263**	**$ -**	**$ -**	**$ -**	**$ -**	**$ -**	**$ -**	**0.00%**
73010 - Bridge Construction	$ 432,281	$ 115,263	$ -	$ -	$ -	$ -	$ -	$ -	0.00%
Contractual Services	**$ -**	**$ -**	**$ -**	**$ -**	**$ -**	**$ -**	**$ -**	**$ -**	**0.00%**
50000 - Project Administration Services	$ -	$ -	$ -	$ -	$ -	$ -	$ -	$ -	0.00%
Debt Service	**$ -**	**$ -**	**$ -**	**$ -**	**$ -**	**$ -**	**$ -**	**$ -**	**0.00%**
88980 - Transfer to Escrow Agent	$ -	$ -	$ -	$ -	$ -	$ -	$ -	$ -	0.00%
Transfers Out	**$ -**	**$ -**	**$ -**	**$ 18,112,917**	**$ 933,205**	**$ -**	**$ -**	**$ -**	**0.00%**
99624 - Transfer to Longmeadow Debt Service Fund 624	$ -	$ -	$ -	$ 18,112,917	$ 933,205	$ -	$ -	$ -	0.00%
540 Transportation Capital									
Revenue	***$ 342,588***	***$ 120,250***	***$ 11,432***	***$ 1,150***	***$ 1***	***$ -***	***$ -***	***$ -***	***0.00%***
Interest Revenue	**$ 539**	**$ (2,784)**	**$ 11,432**	**$ 1,150**	**$ 1**	**$ -**	**$ -**	**$ -**	**0.00%**
38000 - Investment Income	$ 539	$ (2,784)	$ 11,432	$ 1,150	$ 1	$ -	$ -	$ -	0.00%
Other	**$ -**	**$ -**	**$ -**	**$ -**	**$ -**	**$ -**	**$ -**	**$ -**	**0.00%**
39900 - Fund Balance Utilization	$ -	$ -	$ -	$ -	$ -	$ -	$ -	$ -	0.00%
Reimbursements	**$ 302,149**	**$ 123,034**	**$ -**	**$ -**	**$ -**	**$ -**	**$ -**	**$ -**	**0.00%**
37150 - KDOT Service Reimbursement - Federal	$ 268,950	$ 123,034	$ -	$ -	$ -	$ -	$ -	$ -	0.00%
37151 - KDOT Service Reimbursement - State	$ 33,199	$ -	$ -	$ -	$ -	$ -	$ -	$ -	0.00%
Transfers In	**$ 39,900**	**$ -**	**$ -**	**$ -**	**$ -**	**$ -**	**$ -**	**$ -**	**0.00%**
39000 - Transfer From Other Funds	$ 39,900	$ -	$ -	$ -	$ -	$ -	$ -	$ -	0.00%
Expenses	***$ 1,764,351***	***$ 201,374***	***$ 211,677***	***$ 27,530***	***$ 629***	***$ -***	***$ -***	***$ -***	***0.00%***
Capital	**$ 1,413,579**	**$ -**	**$ 200,000**	**$ -**	**$ -**	**$ -**	**$ -**	**$ -**	**0.00%**

Committee Revenue Expense Budget Report - by Account Detail

Through May 31, 2026 (50.0% YTD, 50.00% Payroll Expense through Pay Period Ending 5/23/2026)

***2021, 2022, 2023, 2024, 2025 and 2026 Actual Fiscal Year**

Department / Fund / Account Classification	2021 Actual Amount*	2022 Actual Amount*	2023 Actual Amount*	2024 Actual Amount*	2025 Actual Amount*	2026 Actual Amount*	2026 Amended Budget	2026 Adopted Budget	2026 YTD% Actual/Amended Budget
73000 - Road Construction	$ 1,413,579	$ -	$ 200,000	$ -	$ -	$ -	$ -	$ -	0.00%
Contingency and Other	**$ -**	**$ -**	**$ -**	**$ -**	**$ -**	**$ -**	**$ -**	**$ -**	**0.00%**
89000 - Addition to Fund Balance	$ -	$ -	$ -	$ -	$ -	$ -	$ -	$ -	0.00%
Contractual Services	**$ 350,772**	**$ 201,374**	**$ 11,677**	**$ -**	**$ -**	**$ -**	**$ -**	**$ -**	**0.00%**
50140 - Engineering Services	$ 350,772	$ 201,374	$ 11,677	$ -	$ -	$ -	$ -	$ -	0.00%
Transfers Out	**$ -**	**$ -**	**$ -**	**$ 27,530**	**$ 629**	**$ -**	**$ -**	**$ -**	**0.00%**
99305 - Transfer to Transportation Sales Tax Fund 305	$ -	$ -	$ -	$ 27,530	$ 629	$ -	$ -	$ -	0.00%
550 Aurora Area Impact Fees									
Revenue	***$ (3,002)***	***$ (5,598)***	***$ 32,472***	***$ 7,414***	***$ -***	***$ -***	***$ -***	***$ -***	***0.00%***
Interest Revenue	**$ (2)**	**$ (8,598)**	**$ 32,472**	**$ 7,414**	**$ -**	**$ -**	**$ -**	**$ -**	**0.00%**
38000 - Investment Income	$ (2)	$ (8,598)	$ 32,472	$ 7,414	$ -	$ -	$ -	$ -	0.00%
Other	**$ -**	**$ -**	**$ -**	**$ -**	**$ -**	**$ -**	**$ -**	**$ -**	**0.00%**
39900 - Fund Balance Utilization	$ -	$ -	$ -	$ -	$ -	$ -	$ -	$ -	0.00%

Committee Revenue Expense Budget Report - by Account Detail

Through May 31, 2026 (50.0% YTD, 50.00% Payroll Expense through Pay Period Ending 5/23/2026)

***2021, 2022, 2023, 2024, 2025 and 2026 Actual Fiscal Year**

Department / Fund / Account Classification	2021 Actual Amount*	2022 Actual Amount*	2023 Actual Amount*	2024 Actual Amount*	2025 Actual Amount*	2026 Actual Amount*	2026 Amended Budget	2026 Adopted Budget	2026 YTD% Actual/Amended Budget
Charges for Services	**$ -**	**$ -**	**$ -**	**$ -**	**$ -**	**$ -**	**$ -**	**$ -**	**0.00%**
34660 - Impact Fees	$ -	$ -	$ -	$ -	$ -	$ -	$ -	$ -	0.00%
Transfers In	**$ (3,000)**	**$ 3,000**	**$ -**	**$ -**	**$ -**	**$ -**	**$ -**	**$ -**	**0.00%**
39000 - Transfer From Other Funds	$ (3,000)	$ 3,000	$ -	$ -	$ -	$ -	$ -	$ -	0.00%
Expenses	***$ 1,200***	***$ 10,000***	***$ -***	***$ 729,895***	***$ -***	***$ -***	***$ -***	***$ -***	***0.00%***
Capital	**$ -**	**$ -**	**$ -**	**$ -**	**$ -**	**$ -**	**$ -**	**$ -**	**0.00%**
73000 - Road Construction	$ -	$ -	$ -	$ -	$ -	$ -	$ -	$ -	0.00%
Contingency and Other	**$ -**	**$ -**	**$ -**	**$ -**	**$ -**	**$ -**	**$ -**	**$ -**	**0.00%**
89000 - Addition to Fund Balance	$ -	$ -	$ -	$ -	$ -	$ -	$ -	$ -	0.00%
Contractual Services	**$ -**	**$ -**	**$ -**	**$ -**	**$ -**	**$ -**	**$ -**	**$ -**	**0.00%**
50140 - Engineering Services	$ -	$ -	$ -	$ -	$ -	$ -	$ -	$ -	0.00%
Transfers Out	**$ 1,200**	**$ 10,000**	**$ -**	**$ 729,895**	**$ -**	**$ -**	**$ -**	**$ -**	**0.00%**
99000 - Transfer To Other Funds	$ 1,200	$ -	$ -	$ -	$ -	$ -	$ -	$ -	0.00%
99560 - Transfer to South Impact Fees Fund 560	$ -	$ 10,000	$ -	$ 729,895	$ -	$ -	$ -	$ -	0.00%
551 Campton Hills Impact Fees									
Revenue	***$ (7,913)***	***$ 2,051***	***$ 7,084***	***$ 411***	***$ -***	***$ -***	***$ -***	***$ -***	***0.00%***
Interest Revenue	**$ (113)**	**$ (449)**	**$ 1,784**	**$ 411**	**$ -**	**$ -**	**$ -**	**$ -**	**0.00%**
38000 - Investment Income	$ (113)	$ (449)	$ 1,784	$ 411	$ -	$ -	$ -	$ -	0.00%
Other	**$ -**	**$ -**	**$ -**	**$ -**	**$ -**	**$ -**	**$ -**	**$ -**	**0.00%**
39900 - Fund Balance Utilization	$ -	$ -	$ -	$ -	$ -	$ -	$ -	$ -	0.00%
Charges for Services	**$ -**	**$ -**	**$ -**	**$ -**	**$ -**	**$ -**	**$ -**	**$ -**	**0.00%**
34660 - Impact Fees	$ -	$ -	$ -	$ -	$ -	$ -	$ -	$ -	0.00%
Transfers In	**$ (7,800)**	**$ 2,500**	**$ 5,300**	**$ -**	**$ -**	**$ -**	**$ -**	**$ -**	**0.00%**
39000 - Transfer From Other Funds	$ (7,800)	$ 2,500	$ 5,300	$ -	$ -	$ -	$ -	$ -	0.00%
Expenses	***$ -***	***$ 2,500***	***$ -***	***$ 40,108***	***$ -***	***$ -***	***$ -***	***$ -***	***0.00%***
Contingency and Other	**$ -**	**$ -**	**$ -**	**$ -**	**$ -**	**$ -**	**$ -**	**$ -**	**0.00%**
89000 - Addition to Fund Balance	$ -	$ -	$ -	$ -	$ -	$ -	$ -	$ -	0.00%
Contractual Services	**$ -**	**$ -**	**$ -**	**$ -**	**$ -**	**$ -**	**$ -**	**$ -**	**0.00%**
50140 - Engineering Services	$ -	$ -	$ -	$ -	$ -	$ -	$ -	$ -	0.00%
Transfers Out	**$ -**	**$ 2,500**	**$ -**	**$ 40,108**	**$ -**	**$ -**	**$ -**	**$ -**	**0.00%**
99000 - Transfer To Other Funds	$ -	$ -	$ -	$ -	$ -	$ -	$ -	$ -	0.00%
99559 - Transfer to Central Impact Fees Fund 559	$ -	$ 2,500	$ -	$ 40,108	$ -	$ -	$ -	$ -	0.00%
552 Greater Elgin Impact Fees									
Revenue	***$ 24***	***$ (5,433)***	***$ 15,481***	***$ 656***	***$ -***	***$ -***	***$ -***	***$ -***	***0.00%***
Interest Revenue	**$ 24**	**$ (5,433)**	**$ 15,481**	**$ 656**	**$ -**	**$ -**	**$ -**	**$ -**	**0.00%**
38000 - Investment Income	$ 24	$ (5,433)	$ 15,481	$ 656	$ -	$ -	$ -	$ -	0.00%
Other	**$ -**	**$ -**	**$ -**	**$ -**	**$ -**	**$ -**	**$ -**	**$ -**	**0.00%**
39900 - Fund Balance Utilization	$ -	$ -	$ -	$ -	$ -	$ -	$ -	$ -	0.00%

Committee Revenue Expense Budget Report - by Account Detail

Through May 31, 2026 (50.0% YTD, 50.00% Payroll Expense through Pay Period Ending 5/23/2026)

***2021, 2022, 2023, 2024, 2025 and 2026 Actual Fiscal Year**

Department / Fund / Account Classification	2021 Actual Amount*	2022 Actual Amount*	2023 Actual Amount*	2024 Actual Amount*	2025 Actual Amount*	2026 Actual Amount*	2026 Amended Budget	2026 Adopted Budget	2026 YTD% Actual/Amended Budget
Charges for Services	**$ -**	**$ -**	**$ -**	**$ -**	**$ -**	**$ -**	**$ -**	**$ -**	**0.00%**
34660 - Impact Fees	$ -	$ -	$ -	$ -	$ -	$ -	$ -	$ -	0.00%
Transfers In	**$ -**	**$ -**	**$ -**	**$ -**	**$ -**	**$ -**	**$ -**	**$ -**	**0.00%**
39000 - Transfer From Other Funds	$ -	$ -	$ -	$ -	$ -	$ -	$ -	$ -	0.00%
Expenses	***$ 9,760***	***$ 384,077***	***$ 130,016***	***$ 64,294***	***$ -***	***$ -***	***$ -***	***$ -***	***0.00%***
Capital	**$ -**	**$ 384,077**	**$ 130,016**	**$ -**	**$ -**	**$ -**	**$ -**	**$ -**	**0.00%**
73000 - Road Construction	$ -	$ 384,077	$ 130,016	$ -	$ -	$ -	$ -	$ -	0.00%
Contingency and Other	**$ -**	**$ -**	**$ -**	**$ -**	**$ -**	**$ -**	**$ -**	**$ -**	**0.00%**
89000 - Addition to Fund Balance	$ -	$ -	$ -	$ -	$ -	$ -	$ -	$ -	0.00%
Transfers Out	**$ 9,760**	**$ -**	**$ -**	**$ 64,294**	**$ -**	**$ -**	**$ -**	**$ -**	**0.00%**
99000 - Transfer To Other Funds	$ 9,760	$ -	$ -	$ -	$ -	$ -	$ -	$ -	0.00%
99558 - Transfer to North Impact Fees Fund 558	$ -	$ -	$ -	$ 64,294	$ -	$ -	$ -	$ -	0.00%
553 Northwest Impact Fees									
Revenue	***$ (662)***	***$ (3,786)***	***$ 10,764***	***$ 191***	***$ -***	***$ -***	***$ -***	***$ -***	***0.00%***
Interest Revenue	**$ 11**	**$ (4,459)**	**$ 10,764**	**$ 191**	**$ -**	**$ -**	**$ -**	**$ -**	**0.00%**
38000 - Investment Income	$ 11	$ (4,459)	$ 10,764	$ 191	$ -	$ -	$ -	$ -	0.00%
Other	**$ -**	**$ -**	**$ -**	**$ -**	**$ -**	**$ -**	**$ -**	**$ -**	**0.00%**
39900 - Fund Balance Utilization	$ -	$ -	$ -	$ -	$ -	$ -	$ -	$ -	0.00%
Charges for Services	**$ -**	**$ -**	**$ -**	**$ -**	**$ -**	**$ -**	**$ -**	**$ -**	**0.00%**
34660 - Impact Fees	$ -	$ -	$ -	$ -	$ -	$ -	$ -	$ -	0.00%
Transfers In	**$ (673)**	**$ 673**	**$ -**	**$ -**	**$ -**	**$ -**	**$ -**	**$ -**	**0.00%**
39000 - Transfer From Other Funds	$ (673)	$ 673	$ -	$ -	$ -	$ -	$ -	$ -	0.00%
Expenses	***$ 1,027***	***$ 345,000***	***$ -***	***$ 18,816***	***$ -***	***$ -***	***$ -***	***$ -***	***0.00%***
Capital	**$ -**	**$ 345,000**	**$ -**	**$ -**	**$ -**	**$ -**	**$ -**	**$ -**	**0.00%**
73000 - Road Construction	$ -	$ 345,000	$ -	$ -	$ -	$ -	$ -	$ -	0.00%
Contingency and Other	**$ -**	**$ -**	**$ -**	**$ -**	**$ -**	**$ -**	**$ -**	**$ -**	**0.00%**
89000 - Addition to Fund Balance	$ -	$ -	$ -	$ -	$ -	$ -	$ -	$ -	0.00%
Transfers Out	**$ 1,027**	**$ -**	**$ -**	**$ 18,816**	**$ -**	**$ -**	**$ -**	**$ -**	**0.00%**
99000 - Transfer To Other Funds	$ 1,027	$ -	$ -	$ -	$ -	$ -	$ -	$ -	0.00%
99558 - Transfer to North Impact Fees Fund 558	$ -	$ -	$ -	$ 18,816	$ -	$ -	$ -	$ -	0.00%
554 Southwest Impact Fees									
Revenue	***$ 38***	***$ 1,239***	***$ 29***	***$ (1)***	***$ -***	***$ -***	***$ -***	***$ -***	***0.00%***
Interest Revenue	**$ 38**	**$ 1,239**	**$ 29**	**$ (1)**	**$ -**	**$ -**	**$ -**	**$ -**	**0.00%**
38000 - Investment Income	$ 38	$ 1,239	$ 29	$ (1)	$ -	$ -	$ -	$ -	0.00%
Other	**$ -**	**$ -**	**$ -**	**$ -**	**$ -**	**$ -**	**$ -**	**$ -**	**0.00%**
39900 - Fund Balance Utilization	$ -	$ -	$ -	$ -	$ -	$ -	$ -	$ -	0.00%
Transfers In	**$ -**	**$ -**	**$ -**	**$ -**	**$ -**	**$ -**	**$ -**	**$ -**	**0.00%**
39000 - Transfer From Other Funds	$ -	$ -	$ -	$ -	$ -	$ -	$ -	$ -	0.00%
Expenses	***$ 18,763***	***$ 153,165***	***$ 110***	***$ 1***	***$ -***	***$ -***	***$ -***	***$ -***	***0.00%***

Committee Revenue Expense Budget Report - by Account Detail

Through May 31, 2026 (50.0% YTD, 50.00% Payroll Expense through Pay Period Ending 5/23/2026)

***2021, 2022, 2023, 2024, 2025 and 2026 Actual Fiscal Year**

Department / Fund / Account Classification	2021 Actual Amount*	2022 Actual Amount*	2023 Actual Amount*	2024 Actual Amount*	2025 Actual Amount*	2026 Actual Amount*	2026 Amended Budget	2026 Adopted Budget	2026 YTD% Actual/Amended Budget
Capital	**$ -**	**$ 110,000**	**$ -**	**$ -**	**$ -**	**$ -**	**$ -**	**$ -**	**0.00%**
73000 - Road Construction	$ -	$ -	$ -	$ -	$ -	$ -	$ -	$ -	0.00%
74010 - Highway Right of Way	$ -	$ 110,000	$ -	$ -	$ -	$ -	$ -	$ -	0.00%
Contingency and Other	**$ -**	**$ -**	**$ -**	**$ -**	**$ -**	**$ -**	**$ -**	**$ -**	**0.00%**
89000 - Addition to Fund Balance	$ -	$ -	$ -	$ -	$ -	$ -	$ -	$ -	0.00%
Contractual Services	**$ 17,743**	**$ -**	**$ -**	**$ -**	**$ -**	**$ -**	**$ -**	**$ -**	**0.00%**
50140 - Engineering Services	$ 17,743	$ -	$ -	$ -	$ -	$ -	$ -	$ -	0.00%
Transfers Out	**$ 1,020**	**$ 43,165**	**$ 110**	**$ 1**	**$ -**	**$ -**	**$ -**	**$ -**	**0.00%**
99000 - Transfer To Other Funds	$ 1,020	$ -	$ -	$ -	$ -	$ -	$ -	$ -	0.00%
99560 - Transfer to South Impact Fees Fund 560	$ -	$ 43,165	$ 110	$ 1	$ -	$ -	$ -	$ -	0.00%
555 Tri-Cities Impact Fees									
Revenue	***$ (11,193)***	***$ 11,638***	***$ 10***	***$ (0)***	***$ -***	***$ -***	***$ -***	***$ -***	***0.00%***
Interest Revenue	**$ 7**	**$ 438**	**$ 10**	**$ (0)**	**$ -**	**$ -**	**$ -**	**$ -**	**0.00%**
38000 - Investment Income	$ 7	$ 438	$ 10	$ (0)	$ -	$ -	$ -	$ -	0.00%
Other	**$ -**	**$ -**	**$ -**	**$ -**	**$ -**	**$ -**	**$ -**	**$ -**	**0.00%**
39900 - Fund Balance Utilization	$ -	$ -	$ -	$ -	$ -	$ -	$ -	$ -	0.00%
Transfers In	**$ (11,200)**	**$ 11,200**	**$ -**	**$ -**	**$ -**	**$ -**	**$ -**	**$ -**	**0.00%**
39000 - Transfer From Other Funds	$ (11,200)	$ 11,200	$ -	$ -	$ -	$ -	$ -	$ -	0.00%
Expenses	***$ 400***	***$ 43,426***	***$ 52***	***$ 1***	***$ -***	***$ -***	***$ -***	***$ -***	***0.00%***
Contingency and Other	**$ -**	**$ -**	**$ -**	**$ -**	**$ -**	**$ -**	**$ -**	**$ -**	**0.00%**
89000 - Addition to Fund Balance	$ -	$ -	$ -	$ -	$ -	$ -	$ -	$ -	0.00%
Contractual Services	**$ -**	**$ 26,086**	**$ -**	**$ -**	**$ -**	**$ -**	**$ -**	**$ -**	**0.00%**
50140 - Engineering Services	$ -	$ 26,086	$ -	$ -	$ -	$ -	$ -	$ -	0.00%
Transfers Out	**$ 400**	**$ 17,340**	**$ 52**	**$ 1**	**$ -**	**$ -**	**$ -**	**$ -**	**0.00%**
99000 - Transfer To Other Funds	$ 400	$ -	$ -	$ -	$ -	$ -	$ -	$ -	0.00%
99300 - Transfer to County Highway Fund 300	$ -	$ -	$ -	$ -	$ -	$ -	$ -	$ -	0.00%
99559 - Transfer to Central Impact Fees Fund 559	$ -	$ 17,340	$ 52	$ 1	$ -	$ -	$ -	$ -	0.00%
556 Upper Fox Impact Fees									
Revenue	***$ (2,980)***	***$ (1,342)***	***$ 10,880***	***$ 463***	***$ -***	***$ -***	***$ -***	***$ -***	***0.00%***
Interest Revenue	**$ (0)**	**$ (4,322)**	**$ 10,880**	**$ 463**	**$ -**	**$ -**	**$ -**	**$ -**	**0.00%**
38000 - Investment Income	$ (0)	$ (4,322)	$ 10,880	$ 463	$ -	$ -	$ -	$ -	0.00%
Other	**$ -**	**$ -**	**$ -**	**$ -**	**$ -**	**$ -**	**$ -**	**$ -**	**0.00%**
39900 - Fund Balance Utilization	$ -	$ -	$ -	$ -	$ -	$ -	$ -	$ -	0.00%
Charges for Services	**$ -**	**$ -**	**$ -**	**$ -**	**$ -**	**$ -**	**$ -**	**$ -**	**0.00%**
34660 - Impact Fees	$ -	$ -	$ -	$ -	$ -	$ -	$ -	$ -	0.00%
Transfers In	**$ (2,980)**	**$ 2,980**	**$ -**	**$ -**	**$ -**	**$ -**	**$ -**	**$ -**	**0.00%**
39000 - Transfer From Other Funds	$ (2,980)	$ 2,980	$ -	$ -	$ -	$ -	$ -	$ -	0.00%
Expenses	***$ 1,020***	***$ 308,000***	***$ -***	***$ 45,356***	***$ -***	***$ -***	***$ -***	***$ -***	***0.00%***
Capital	**$ -**	**$ 308,000**	**$ -**	**$ -**	**$ -**	**$ -**	**$ -**	**$ -**	**0.00%**

Committee Revenue Expense Budget Report - by Account Detail

Through May 31, 2026 (50.0% YTD, 50.00% Payroll Expense through Pay Period Ending 5/23/2026)

***2021, 2022, 2023, 2024, 2025 and 2026 Actual Fiscal Year**

Department / Fund / Account Classification	2021 Actual Amount*	2022 Actual Amount*	2023 Actual Amount*	2024 Actual Amount*	2025 Actual Amount*	2026 Actual Amount*	2026 Amended Budget	2026 Adopted Budget	2026 YTD% Actual/Amended Budget
73000 - Road Construction	$ -	$ 308,000	$ -	$ -	$ -	$ -	$ -	$ -	0.00%
Contingency and Other	**$ -**	**$ -**	**$ -**	**$ -**	**$ -**	**$ -**	**$ -**	**$ -**	**0.00%**
89000 - Addition to Fund Balance	$ -	$ -	$ -	$ -	$ -	$ -	$ -	$ -	0.00%
Transfers Out	**$ 1,020**	**$ -**	**$ -**	**$ 45,356**	**$ -**	**$ -**	**$ -**	**$ -**	**0.00%**
99000 - Transfer To Other Funds	$ 1,020	$ -	$ -	$ -	$ -	$ -	$ -	$ -	0.00%
99300 - Transfer to County Highway Fund 300	$ -	$ -	$ -	$ -	$ -	$ -	$ -	$ -	0.00%
99558 - Transfer to North Impact Fees Fund 558	$ -	$ -	$ -	$ 45,356	$ -	$ -	$ -	$ -	0.00%
557 West Central Impact Fees									
Revenue	***$ 5***	***$ (444)***	***$ 1,744***	***$ 402***	***$ -***	***$ -***	***$ -***	***$ -***	***0.00%***
Interest Revenue	**$ 5**	**$ (444)**	**$ 1,744**	**$ 402**	**$ -**	**$ -**	**$ -**	**$ -**	**0.00%**
38000 - Investment Income	$ 5	$ (444)	$ 1,744	$ 402	$ -	$ -	$ -	$ -	0.00%
Other	**$ -**	**$ -**	**$ -**	**$ -**	**$ -**	**$ -**	**$ -**	**$ -**	**0.00%**
39900 - Fund Balance Utilization	$ -	$ -	$ -	$ -	$ -	$ -	$ -	$ -	0.00%
Charges for Services	**$ -**	**$ -**	**$ -**	**$ -**	**$ -**	**$ -**	**$ -**	**$ -**	**0.00%**
34660 - Impact Fees	$ -	$ -	$ -	$ -	$ -	$ -	$ -	$ -	0.00%
Expenses	***$ 728***	***$ 2,000***	***$ -***	***$ 39,217***	***$ -***	***$ -***	***$ -***	***$ -***	***0.00%***
Capital	**$ -**	**$ -**	**$ -**	**$ -**	**$ -**	**$ -**	**$ -**	**$ -**	**0.00%**
73000 - Road Construction	$ -	$ -	$ -	$ -	$ -	$ -	$ -	$ -	0.00%
Transfers Out	**$ 728**	**$ 2,000**	**$ -**	**$ 39,217**	**$ -**	**$ -**	**$ -**	**$ -**	**0.00%**
99000 - Transfer To Other Funds	$ 728	$ -	$ -	$ -	$ -	$ -	$ -	$ -	0.00%
99300 - Transfer to County Highway Fund 300	$ -	$ -	$ -	$ -	$ -	$ -	$ -	$ -	0.00%
99559 - Transfer to Central Impact Fees Fund 559	$ -	$ 2,000	$ -	$ 39,217	$ -	$ -	$ -	$ -	0.00%
558 North Impact Fees									
Revenue	***$ 2,830,697***	***$ 2,139,575***	***$ 2,800,381***	***$ 1,996,962***	***$ 5,597,837***	***$ 630,919***	***$ 4,686,730***	***$ 4,686,730***	***13.46%***
Interest Revenue	**$ (5,360)**	**$ (100,815)**	**$ 321,659**	**$ 296,575**	**$ 382,304**	**$ 97,048**	**$ 182,184**	**$ 182,184**	**53.27%**
38000 - Investment Income	$ (5,360)	$ (100,815)	$ 321,659	$ 296,575	$ 382,304	$ 97,048	$ 182,184	$ 182,184	53.27%
Other	**$ 297**	**$ -**	**$ -**	**$ -**	**$ -**	**$ -**	**$ 2,754,546**	**$ 2,754,546**	**0.00%**
38900 - Miscellaneous Other	$ 297	$ -	$ -	$ -	$ -	$ -	$ -	$ -	0.00%
39900 - Fund Balance Utilization	$ -	$ -	$ -	$ -	$ -	$ -	$ 2,754,546	$ 2,754,546	0.00%
Reimbursements	**$ -**	**$ -**	**$ -**	**$ 115,000**	**$ 3,643,967**	**$ -**	**$ -**	**$ -**	**0.00%**
37151 - KDOT Service Reimbursement - State	$ -	$ -	$ -	$ 115,000	$ 3,643,967	$ -	$ -	$ -	0.00%
Charges for Services	**$ 2,700,742**	**$ 1,924,209**	**$ 2,478,722**	**$ 1,456,920**	**$ 1,571,566**	**$ 533,871**	**$ 1,750,000**	**$ 1,750,000**	**30.51%**
34660 - Impact Fees	$ 2,700,742	$ 1,924,209	$ 2,478,722	$ 1,456,920	$ 1,571,566	$ 533,871	$ 1,750,000	$ 1,750,000	30.51%
Transfers In	**$ 135,019**	**$ 316,181**	**$ -**	**$ 128,467**	**$ -**	**$ -**	**$ -**	**$ -**	**0.00%**
39000 - Transfer From Other Funds	$ 135,019	$ 316,181	$ -	$ -	$ -	$ -	$ -	$ -	0.00%
39552 - Transfer from Greater Elgin Impact Fees Fund 552	$ -	$ -	$ -	$ 64,294	$ -	$ -	$ -	$ -	0.00%
39553 - Transfer from Northwest Impact Fees Fund 553	$ -	$ -	$ -	$ 18,816	$ -	$ -	$ -	$ -	0.00%
39556 - Transfer from Upper Fox Impact Fees Fund 556	$ -	$ -	$ -	$ 45,356	$ -	$ -	$ -	$ -	0.00%
Expenses	***$ 191,187***	***$ 781,133***	***$ 4,021,443***	***$ 946,385***	***$ 4,555,892***	***$ 92,676***	***$ 4,686,730***	***$ 4,686,730***	***1.98%***

Committee Revenue Expense Budget Report - by Account Detail

Through May 31, 2026 (50.0% YTD, 50.00% Payroll Expense through Pay Period Ending 5/23/2026)

***2021, 2022, 2023, 2024, 2025 and 2026 Actual Fiscal Year**

Department / Fund / Account Classification	2021 Actual Amount*	2022 Actual Amount*	2023 Actual Amount*	2024 Actual Amount*	2025 Actual Amount*	2026 Actual Amount*	2026 Amended Budget	2026 Adopted Budget	2026 YTD% Actual/Amended Budget
Capital	**$ -**	**$ 712,480**	**$ 4,000,066**	**$ 942,675**	**$ 839,078**	**$ (62,100)**	**$ 3,099,230**	**$ 3,099,230**	**(2.00%)**
73000 - Road Construction	$ -	$ 710,000	$ 4,000,000	$ 755,851	$ 638,683	$ (62,100)	$ 3,099,230	$ 3,099,230	(2.00%)
74010 - Highway Right of Way	$ -	$ 2,480	$ 66	$ 186,824	$ 200,395	$ -	$ -	$ -	0.00%
Contingency and Other	**$ -**	**$ -**	**$ -**	**$ -**	**$ -**	**$ -**	**$ -**	**$ -**	**0.00%**
89000 - Addition to Fund Balance	$ -	$ -	$ -	$ -	$ -	$ -	$ -	$ -	0.00%
Contractual Services	**$ 191,187**	**$ 31,153**	**$ 21,377**	**$ 3,710**	**$ -**	**$ 67,276**	**$ 1,500,000**	**$ 1,500,000**	**4.49%**
50140 - Engineering Services	$ 191,187	$ 31,153	$ 21,377	$ 3,710	$ -	$ 67,276	$ 1,500,000	$ 1,500,000	4.49%
Transfers Out	**$ -**	**$ 37,500**	**$ -**	**$ -**	**$ 3,716,813**	**$ 87,500**	**$ 87,500**	**$ 87,500**	**100.00%**
99000 - Transfer To Other Funds	$ -	$ -	$ -	$ -	$ -	$ -	$ -	$ -	0.00%
99300 - Transfer to County Highway Fund 300	$ -	$ 37,500	$ -	$ -	$ 72,846	$ 87,500	$ 87,500	$ 87,500	100.00%
99624 - Transfer to Longmeadow Debt Service Fund 624	$ -	$ -	$ -	$ -	$ 3,643,967	$ -	$ -	$ -	0.00%
559 Central Impact Fees									
Revenue	***$ 454,322***	***$ 621,012***	***$ 967,927***	***$ 771,010***	***$ 616,092***	***$ 144,817***	***$ 2,624,644***	***$ 2,624,644***	***5.52%***
Interest Revenue	**$ (353)**	**$ (42,193)**	**$ 143,500**	**$ 235,374**	**$ 190,046**	**$ 29,522**	**$ 84,031**	**$ 84,031**	**35.13%**
38000 - Investment Income	$ (353)	$ (42,193)	$ 143,500	$ 235,374	$ 190,046	$ 29,522	$ 84,031	$ 84,031	35.13%
Other	**$ -**	**$ -**	**$ -**	**$ -**	**$ -**	**$ -**	**$ 1,990,613**	**$ 1,990,613**	**0.00%**
39900 - Fund Balance Utilization	$ -	$ -	$ -	$ -	$ -	$ -	$ 1,990,613	$ 1,990,613	0.00%
Reimbursements	**$ -**	**$ -**	**$ -**	**$ 6,814**	**$ -**	**$ -**	**$ -**	**$ -**	**0.00%**
37151 - KDOT Service Reimbursement - State	$ -	$ -	$ -	$ 6,814	$ -	$ -	$ -	$ -	0.00%
Charges for Services	**$ 360,775**	**$ 641,365**	**$ 824,375**	**$ 449,497**	**$ 426,046**	**$ 115,296**	**$ 550,000**	**$ 550,000**	**20.96%**
34660 - Impact Fees	$ 360,775	$ 641,365	$ 824,375	$ 449,497	$ 426,046	$ 115,296	$ 550,000	$ 550,000	20.96%
Transfers In	**$ 93,900**	**$ 21,840**	**$ 52**	**$ 79,326**	**$ -**	**$ -**	**$ -**	**$ -**	**0.00%**
39000 - Transfer From Other Funds	$ 93,900	$ -	$ -	$ -	$ -	$ -	$ -	$ -	0.00%
39551 - Transfer from Campton Hills Impact Fees Fund 551	$ -	$ 2,500	$ -	$ 40,108	$ -	$ -	$ -	$ -	0.00%
39555 - Transfer from Tri-Cities Impact Fees Fund 555	$ -	$ 17,340	$ 52	$ 1	$ -	$ -	$ -	$ -	0.00%
39557 - Transfer from West Central Impact Fees Fund 557	$ -	$ 2,000	$ -	$ 39,217	$ -	$ -	$ -	$ -	0.00%
Expenses	***$ 125,305***	***$ 42,086***	***$ 357,277***	***$ -***	***$ 2,809,426***	***$ 682,810***	***$ 2,624,644***	***$ 2,624,644***	***26.02%***
Capital	**$ -**	**$ -**	**$ 348,500**	**$ -**	**$ 2,310,679**	**$ 497,503**	**$ 1,689,321**	**$ 1,689,321**	**29.45%**
73000 - Road Construction	$ -	$ -	$ 348,500	$ -	$ 2,310,679	$ 497,503	$ 1,689,321	$ 1,689,321	29.45%
Contingency and Other	**$ -**	**$ -**	**$ -**	**$ -**	**$ -**	**$ -**	**$ -**	**$ -**	**0.00%**
89000 - Addition to Fund Balance	$ -	$ -	$ -	$ -	$ -	$ -	$ -	$ -	0.00%
Contractual Services	**$ 125,305**	**$ 22,086**	**$ 8,777**	**$ -**	**$ 476,272**	**$ 157,807**	**$ 907,823**	**$ 907,823**	**17.38%**
50140 - Engineering Services	$ 125,305	$ 22,086	$ 8,777	$ -	$ 476,272	$ 157,807	$ 907,823	$ 907,823	17.38%
Transfers Out	**$ -**	**$ 20,000**	**$ -**	**$ -**	**$ 22,475**	**$ 27,500**	**$ 27,500**	**$ 27,500**	**100.00%**
99000 - Transfer To Other Funds	$ -	$ -	$ -	$ -	$ -	$ -	$ -	$ -	0.00%
99300 - Transfer to County Highway Fund 300	$ -	$ 20,000	$ -	$ -	$ 22,475	$ 27,500	$ 27,500	$ 27,500	100.00%
560 South Impact Fees									
Revenue	***$ 615,298***	***$ 1,175,461***	***$ 2,103,740***	***$ 2,434,081***	***$ 1,612,643***	***$ 379,803***	***$ 4,284,237***	***$ 4,284,237***	***8.87%***
Interest Revenue	**$ (1,128)**	**$ (64,392)**	**$ 225,647**	**$ 421,662**	**$ 478,056**	**$ 122,432**	**$ 132,049**	**$ 132,049**	**92.72%**
38000 - Investment Income	$ (1,128)	$ (64,392)	$ 225,647	$ 421,662	$ 478,056	$ 122,432	$ 132,049	$ 132,049	92.72%
Other	**$ -**	**$ -**	**$ -**	**$ -**	**$ -**	**$ -**	**$ 2,952,188**	**$ 2,952,188**	**0.00%**

Committee Revenue Expense Budget Report - by Account Detail

Through May 31, 2026 (50.0% YTD, 50.00% Payroll Expense through Pay Period Ending 5/23/2026)

***2021, 2022, 2023, 2024, 2025 and 2026 Actual Fiscal Year**

Department / Fund / Account Classification	2021 Actual Amount*	2022 Actual Amount*	2023 Actual Amount*	2024 Actual Amount*	2025 Actual Amount*	2026 Actual Amount*	2026 Amended Budget	2026 Adopted Budget	2026 YTD% Actual/Amended Budget
39900 - Fund Balance Utilization	$ -	$ -	$ -	$ -	$ -	$ -	$ 2,952,188	$ 2,952,188	0.00%
Reimbursements	**$ -**	**$ -**	**$ -**	**$ 715,220**	**$ -**	**$ -**	**$ -**	**$ -**	**0.00%**
37151 - KDOT Service Reimbursement - State	$ -	$ -	$ -	$ 715,220	$ -	$ -	$ -	$ -	0.00%
Charges for Services	**$ 449,618**	**$ 1,099,196**	**$ 1,877,983**	**$ 567,303**	**$ 1,134,587**	**$ 257,371**	**$ 1,200,000**	**$ 1,200,000**	**21.45%**
34660 - Impact Fees	$ 449,618	$ 1,099,196	$ 1,877,983	$ 567,303	$ 1,134,587	$ 257,371	$ 1,200,000	$ 1,200,000	21.45%
Transfers In	**$ 166,808**	**$ 140,657**	**$ 110**	**$ 729,897**	**$ -**	**$ -**	**$ -**	**$ -**	**0.00%**
39000 - Transfer From Other Funds	$ 166,808	$ 87,492	$ -	$ -	$ -	$ -	$ -	$ -	0.00%
39550 - Transfer from Aurora Area Impact Fees Fund 550	$ -	$ 10,000	$ -	$ 729,895	$ -	$ -	$ -	$ -	0.00%
39554 - Transfer from Southwest Impact Fees Fund 554	$ -	$ 43,165	$ 110	$ 1	$ -	$ -	$ -	$ -	0.00%
Expenses	***$ 187,908***	***$ 180,279***	***$ 98,721***	***$ 99,275***	***$ 714,093***	***$ 61,715***	***$ 4,284,237***	***$ 4,284,237***	***1.44%***
Capital	**$ 167,908**	**$ 144,750**	**$ -**	**$ 1,565**	**$ 604,791**	**$ 1,715**	**$ 3,985,280**	**$ 3,985,280**	**0.04%**
73000 - Road Construction	$ 137,608	$ -	$ -	$ -	$ 604,513	$ -	$ 3,810,280	$ 3,810,280	0.00%
74010 - Highway Right of Way	$ 30,300	$ 144,750	$ -	$ 1,565	$ 278	$ 1,715	$ 175,000	$ 175,000	0.98%
Contingency and Other	**$ -**	**$ -**	**$ -**	**$ -**	**$ -**	**$ -**	**$ -**	**$ -**	**0.00%**
89000 - Addition to Fund Balance	$ -	$ -	$ -	$ -	$ -	$ -	$ -	$ -	0.00%
Contractual Services	**$ -**	**$ 15,529**	**$ 98,721**	**$ 97,710**	**$ 80,937**	**$ -**	**$ 238,957**	**$ 238,957**	**0.00%**
50140 - Engineering Services	$ -	$ 15,529	$ 98,721	$ 97,710	$ 80,937	$ -	$ 238,957	$ 238,957	0.00%
Transfers Out	**$ 20,000**	**$ 20,000**	**$ -**	**$ -**	**$ 28,365**	**$ 60,000**	**$ 60,000**	**$ 60,000**	**100.00%**
99000 - Transfer To Other Funds	$ 20,000	$ -	$ -	$ -	$ -	$ -	$ -	$ -	0.00%
99300 - Transfer to County Highway Fund 300	$ -	$ 20,000	$ -	$ -	$ 28,365	$ 60,000	$ 60,000	$ 60,000	100.00%
580 Health									
349 Opioid Settlement Fund									
Revenue	***$ -***	***$ 329,147***	***$ 863,454***	***$ 316,271***	***$ 2,244,423***	***$ 219,509***	***$ 2,000,000***	***$ 2,000,000***	***10.98%***
Interest Revenue	**$ -**	**$ (8,291)**	**$ 25,647**	**$ 65,893**	**$ 145,542**	**$ 40,619**	**$ 15,536**	**$ 15,536**	**261.45%**
38000 - Investment Income	$ -	$ (8,291)	$ 25,647	$ 65,893	$ 145,542	$ 40,619	$ 15,536	$ 15,536	261.45%
Other	**$ -**	**$ 337,437**	**$ 837,807**	**$ 250,378**	**$ 2,098,881**	**$ 178,891**	**$ 1,984,464**	**$ 1,984,464**	**9.01%**
38555 - Opioid Settlement	$ -	$ 337,437	$ 837,807	$ 250,378	$ 2,098,881	$ 178,891	$ 1,500,000	$ 1,500,000	11.93%
39900 - Fund Balance Utilization	$ -	$ -	$ -	$ -	$ -	$ -	$ 484,464	$ 484,464	0.00%
Expenses	***$ -***	***$ -***	***$ 106,631***	***$ 9,071***	***$ 774,647***	***$ 728,970***	***$ 2,000,000***	***$ 2,000,000***	***36.45%***
Capital	**$ -**	**$ -**	**$ -**	**$ -**	**$ 474,647**	**$ 728,970**	**$ 1,000,000**	**$ 1,000,000**	**72.90%**
72010 - Building Improvements	$ -	$ -	$ -	$ -	$ 474,647	$ 728,970	$ 1,000,000	$ 1,000,000	72.90%
Commodities	**$ -**	**$ -**	**$ 25,862**	**$ 9,071**	**$ -**	**$ -**	**$ -**	**$ -**	**0.00%**
60010 - Operating Supplies	$ -	$ -	$ 25,862	$ 9,071	$ -	$ -	$ -	$ -	0.00%
Contingency and Other	**$ -**	**$ -**	**$ -**	**$ -**	**$ -**	**$ -**	**$ -**	**$ -**	**0.00%**
89000 - Addition to Fund Balance	$ -	$ -	$ -	$ -	$ -	$ -	$ -	$ -	0.00%
Contractual Services	**$ -**	**$ -**	**$ -**	**$ -**	**$ 300,000**	**$ -**	**$ 1,000,000**	**$ 1,000,000**	**0.00%**
50150 - Contractual/Consulting Services	$ -	$ -	$ -	$ -	$ -	$ -	$ 1,000,000	$ 1,000,000	0.00%
55010 - External Grants	$ -	$ -	$ -	$ -	$ 300,000	$ -	$ -	$ -	0.00%
Personnel Services- Salaries & Wages	**$ -**	**$ -**	**$ 80,769**	**$ -**	**$ -**	**$ -**	**$ -**	**$ -**	**0.00%**
40000 - Salaries and Wages	$ -	$ -	$ 80,769	$ -	$ -	$ -	$ -	$ -	0.00%

Committee Revenue Expense Budget Report - by Account Detail

Through May 31, 2026 (50.0% YTD, 50.00% Payroll Expense through Pay Period Ending 5/23/2026)

***2021, 2022, 2023, 2024, 2025 and 2026 Actual Fiscal Year**

Department / Fund / Account Classification	2021 Actual Amount*	2022 Actual Amount*	2023 Actual Amount*	2024 Actual Amount*	2025 Actual Amount*	2026 Actual Amount*	2026 Amended Budget	2026 Adopted Budget	2026 YTD% Actual/Amended Budget
350 County Health									
Revenue	***$ 12,143,929***	***$ 12,599,400***	***$ 8,194,318***	***$ 8,215,854***	***$ 7,498,106***	***$ 3,065,180***	***$ 10,579,681***	***$ 10,137,811***	***28.97%***
Interest Revenue	**$ (4,546)**	**$ (139,489)**	**$ 527,183**	**$ 604,178**	**$ 437,356**	**$ 108,270**	**$ 302,934**	**$ 302,934**	**35.74%**
38000 - Investment Income	$ (4,546)	$ (139,489)	$ 527,183	$ 604,178	$ 437,356	$ 108,270	$ 302,934	$ 302,934	35.74%
Other	**$ 9,154**	**$ 402**	**$ 2,523**	**$ 19,482**	**$ 5,549**	**$ 12,850**	**$ 3,249,511**	**$ 2,807,641**	**0.40%**
38530 - Auction Sales	$ 3,828	$ -	$ -	$ -	$ -	$ -	$ -	$ -	0.00%
38900 - Miscellaneous Other	$ 5,327	$ 402	$ 2,523	$ 19,482	$ 5,549	$ 12,850	$ -	$ -	0.00%
39900 - Fund Balance Utilization	$ -	$ -	$ -	$ -	$ -	$ -	$ 3,249,511	$ 2,807,641	0.00%
Reimbursements	**$ 14,748**	**$ 10,659**	**$ 10,795**	**$ 9,883**	**$ 20,556**	**$ 9,800**	**$ 31,275**	**$ 31,275**	**31.34%**
37310 - IDHFS Fed Claiming Reimbursement	$ 7,043	$ -	$ -	$ -	$ -	$ -	$ -	$ -	0.00%
37390 - Chest X-Ray IHFS Reimbursement	$ -	$ -	$ -	$ -	$ -	$ 100	$ -	$ -	0.00%
37400 - TB Tests IHFS Reimbursement	$ -	$ -	$ -	$ -	$ 3,795	$ 3,200	$ -	$ -	0.00%
37410 - TB Office Vst IHFS Reimbursement	$ -	$ -	$ -	$ -	$ 5,085	$ 3,500	$ -	$ -	0.00%
37420 - Immunizations IHFS Reimbursement	$ -	$ -	$ 1,420	$ -	$ -	$ -	$ -	$ -	0.00%
37440 - Radon Kits Reimbursement	$ 300	$ 345	$ 285	$ 395	$ 705	$ 525	$ 350	$ 350	150.00%
37595 - Medical Billing	$ 7,405	$ 10,269	$ 8,983	$ 9,488	$ 10,971	$ 2,475	$ 10,640	$ 10,640	23.27%
37900 - Miscellaneous Reimbursement	$ -	$ 46	$ 106	$ -	$ -	$ -	$ 20,285	$ 20,285	0.00%
Charges for Services	**$ 62,356**	**$ 71,013**	**$ 73,252**	**$ 85,089**	**$ 87,888**	**$ 24,509**	**$ 97,345**	**$ 97,345**	**25.18%**
34970 - Food Plan Review Fees	$ 46,062	$ 53,318	$ 49,706	$ 63,126	$ 66,947	$ 22,427	$ 67,000	$ 67,000	33.47%
34980 - Mortgage Survey Fees	$ -	$ -	$ -	$ -	$ -	$ -	$ -	$ -	0.00%
34990 - Non-Compliance Well Fees	$ -	$ -	$ -	$ 365	$ -	$ 140	$ 550	$ 550	25.45%
35110 - Flu Shot Fees	$ -	$ -	$ -	$ -	$ -	$ -	$ -	$ -	0.00%
35130 - Immunization Fees	$ -	$ -	$ -	$ -	$ -	$ -	$ 5,400	$ 5,400	0.00%
35140 - TB Test Fees	$ -	$ -	$ -	$ -	$ -	$ -	$ 4,000	$ 4,000	0.00%
35160 - TB Office Visit Fees	$ -	$ -	$ -	$ -	$ 400	$ -	$ -	$ -	0.00%
35310 - Non-Community Well Inspection Fees	$ 6,075	$ 5,875	$ 11,460	$ 6,345	$ 7,980	$ 1,760	$ 8,500	$ 8,500	20.71%
35320 - Tanning Fees	$ -	$ -	$ 300	$ 3,225	$ 425	$ 65	$ 1,500	$ 1,500	4.33%
35900 - Miscellaneous Fees	$ 10,219	$ 11,820	$ 11,786	$ 12,028	$ 12,136	$ 117	$ 10,395	$ 10,395	1.13%
Transfers In	**$ 1,581,067**	**$ 3,730,107**	**$ 1,317,451**	**$ -**	**$ -**	**$ -**	**$ -**	**$ -**	**0.00%**
39000 - Transfer From Other Funds	$ 1,581,067	$ -	$ -	$ -	$ -	$ -	$ -	$ -	0.00%
39355 - Transfer from American Rescue Plan Fund 355	$ -	$ 3,730,107	$ 1,317,451	$ -	$ -	$ -	$ -	$ -	0.00%
Other Taxes	**$ 963**	**$ 3,069**	**$ 2,936**	**$ 1,568**	**$ 2,854**	**$ -**	**$ -**	**$ -**	**0.00%**
30170 - TIF Distribution Tax	$ 963	$ 3,069	$ 2,936	$ 1,568	$ 2,854	$ -	$ -	$ -	0.00%
Property Taxes	**$ 1,976,497**	**$ 1,970,801**	**$ 1,974,312**	**$ 1,976,699**	**$ 1,976,624**	**$ 93,948**	**$ 1,972,455**	**$ 1,972,455**	**4.76%**
30000 - Property Taxes	$ 1,976,497	$ 1,965,906	$ 1,967,497	$ 1,968,889	$ 1,968,457	$ 93,948	$ 1,972,455	$ 1,972,455	4.76%
30005 - Property Tax Revenue Recapture	$ -	$ 4,895	$ 6,815	$ 7,810	$ 8,167	$ -	$ -	$ -	0.00%
Grants	**$ 7,205,163**	**$ 5,489,360**	**$ 2,680,897**	**$ 3,817,369**	**$ 3,150,664**	**$ 1,133,282**	**$ 3,141,751**	**$ 3,141,751**	**36.07%**
32004 - Infection Prevention & Control Learning Collaborative Project	$ -	$ -	$ -	$ 80,000	$ -	$ -	$ -	$ -	0.00%
32005 - Greater IL Violence Prevention Council	$ -	$ -	$ 8,539	$ 88,373	$ 76,107	$ 24,227	$ 128,691	$ 128,691	18.83%
32012 - MRC-RISE Grant	$ -	$ 52,500	$ 22,500	$ -	$ 10,000	$ -	$ -	$ -	0.00%
32331 - Strengthening IL Pub Hlth Admin - SIPA Grant	$ -	$ -	$ -	$ 350,000	$ -	$ -	$ -	$ -	0.00%
32365 - COVID-19 Response Grant 22	$ -	$ 541,849	$ 401,136	$ -	$ -	$ -	$ -	$ -	0.00%
32366 - COVID-19 Vaccination Grant (C19VG)	$ -	$ -	$ 481,968	$ 1,234	$ -	$ 11,656	$ -	$ -	0.00%
32372 - COVID-19 Contact Tracing	$ 3,779,524	$ 1,124,108	$ -	$ -	$ -	$ -	$ -	$ -	0.00%
32373 - Early Childhood Mental Health Consultation Program	$ 42,865	$ 86,759	$ 12,721	$ -	$ -	$ 13,637	$ -	$ -	0.00%
32374 - State Opioid Response (SOR) Grant	$ 591,656	$ 555,754	$ 452,737	$ 445,926	$ 762,104	$ 65,559	$ 475,000	$ 475,000	13.80%
32376 - Medical Reserve Corp Grant (MRC)	$ 10,000	$ 10,000	$ 10,000	$ 5,000	$ (820)	$ -	$ -	$ -	0.00%
32390 - IDHFS Fam Case Mgmt Match Grant	$ -	$ -	$ -	$ -	$ -	$ -	$ -	$ -	0.00%

Committee Revenue Expense Budget Report - by Account Detail

Through May 31, 2026 (50.0% YTD, 50.00% Payroll Expense through Pay Period Ending 5/23/2026)

***2021, 2022, 2023, 2024, 2025 and 2026 Actual Fiscal Year**

Department / Fund / Account Classification	2021 Actual Amount*	2022 Actual Amount*	2023 Actual Amount*	2024 Actual Amount*	2025 Actual Amount*	2026 Actual Amount*	2026 Amended Budget	2026 Adopted Budget	2026 YTD% Actual/Amended Budget
32400 - IDHS Early Child Network Grant	$ 77,293	$ 118,750	$ 77,299	$ 144,736	$ 178,318	$ 63,876	$ 180,000	$ 180,000	35.49%
32410 - IDHS Family Case Mgmt Grant	$ 47,254	$ 41,062	$ 50,922	$ 148,028	$ 55,093	$ -	$ -	$ -	0.00%
32460 - IDPH Preparedness Grant	$ 248,913	$ 232,594	$ 121,162	$ 286,663	$ 231,198	$ 128,641	$ 246,057	$ 246,057	52.28%
32470 - IDPH Lead Poison Case Mgmt Grant	$ 178,979	$ 189,508	$ 147,108	$ 238,170	$ 167,515	$ 211,186	$ 271,500	$ 271,500	77.78%
32480 - IDPH Get The Lead Out Grant	$ -	$ -	$ -	$ -	$ -	$ -	$ -	$ -	0.00%
32490 - IDPH Cities Readiness Grant	$ 75,959	$ 44,430	$ 31,312	$ 52,705	$ 104,023	$ 44,977	$ 93,410	$ 93,410	48.15%
32520 - IDPH Local Health Protect Grant	$ 9,000	$ 872,316	$ -	$ 786,545	$ 373,455	$ 248,497	$ 510,000	$ 510,000	48.72%
32540 - IDPH Potable Water Supply Grant	$ 7,063	$ 14,338	$ 8,275	$ 11,025	$ 10,313	$ 4,575	$ 11,000	$ 11,000	41.60%
32570 - IDPH Tanning Protection Grant	$ 1,400	$ 1,200	$ 1,500	$ 100	$ 1,200	$ 200	$ 1,400	$ 1,400	14.29%
32590 - IDPH IL Tobacco Free Comm Grant	$ 139,819	$ 55,816	$ 89,969	$ 154,659	$ 190,030	$ 33,736	$ 157,250	$ 157,250	21.45%
32600 - IDPH Tobacco Reality IL Grant	$ -	$ -	$ -	$ -	$ -	$ 50,611	$ -	$ -	0.00%
32630 - IDPH West Nile Virus Prev Grant	$ 64,015	$ 28,881	$ 53,146	$ 66,201	$ 17,950	$ 14,236	$ 84,383	$ 84,383	16.87%
32699 - Firearm Safe Storage (FASS) Grant	$ -	$ -	$ -	$ -	$ 27,550	$ 32,531	$ 48,700	$ 48,700	66.80%
32702 - Family-Run Organization (FRO)	$ -	$ -	$ -	$ -	$ 150,000	$ -	$ 500,000	$ 500,000	0.00%
32703 - Adapt of Project Firstline Tools & Res NACCHO	$ -	$ -	$ -	$ -	$ 200,000	$ -	$ -	$ -	0.00%
32715 - Fit For Kids Grant	$ 1,462	$ -	$ -	$ -	$ -	$ -	$ -	$ -	0.00%
32720 - CCRR- YMCA Grant	$ -	$ -	$ 10,000	$ -	$ -	$ -	$ -	$ -	0.00%
32738 - LHD OD Surveillance & Response	$ 48,708	$ 480	$ 24,398	$ -	$ -	$ -	$ -	$ -	0.00%
32739 - Immunization Coverage Level	$ 168,041	$ 22,715	$ -	$ -	$ -	$ -	$ -	$ -	0.00%
32750 - March of Dimes Grant	$ -	$ -	$ -	$ -	$ -	$ -	$ -	$ -	0.00%
32765 - Embedding Peers in Emergency Depts Grant	$ -	$ -	$ 82,500	$ 217,500	$ -	$ -	$ -	$ -	0.00%
32777 - Respiratory Surveil & Outbreak Response (RSOR)	$ -	$ -	$ -	$ 250,000	$ 2,044	$ 39,261	$ -	$ -	0.00%
32875 - TB Grant - Supplement	$ -	$ -	$ -	$ -	$ -	$ 12,868	$ 26,200	$ 26,200	49.11%
32890 - Vaccines For Children Grant	$ 23,213	$ -	$ -	$ -	$ -	$ -	$ -	$ -	0.00%
33710 - Chronic Disease Program Grant	$ -	$ -	$ -	$ -	$ -	$ -	$ -	$ -	0.00%
33891 - OD Prevention & Response Mentorship Prgrm Grant	$ -	$ 30,000	$ -	$ -	$ -	$ -	$ -	$ -	0.00%
33893 - Early Childhood Mental Health GEER Grant	$ -	$ 13,085	$ 193,704	$ 165,203	$ 434,584	$ 133,009	$ 383,160	$ 383,160	34.71%
33898 - UIC Lead Research Project Grant	$ -	$ -	$ -	$ 6,122	$ -	$ -	$ -	$ -	0.00%
33899 - Childrens Mental Health Initiative Grant	$ 400,000	$ 450,000	$ 400,000	$ 150,000	$ 150,000	$ -	$ 25,000	$ 25,000	0.00%
33900 - Grants - Other	$ -	$ -	$ -	$ -	$ -	$ -	$ -	$ -	0.00%
33903 - Grants - Federal Government	$ -	$ -	$ -	$ -	$ 10,000	$ -	$ -	$ -	0.00%
38970 - COVID-19 Outbreak Reimb	$ -	$ -	$ -	$ 169,179	$ -	$ -	$ -	$ -	0.00%
38971 - Covid-19 Mass Vaccination Grant	$ 1,290,000	$ 1,003,217	$ -	$ -	$ -	$ -	$ -	$ -	0.00%
Licenses and Permits	**$ 1,298,527**	**$ 1,463,476**	**$ 1,604,970**	**$ 1,701,588**	**$ 1,816,615**	**$ 1,682,520**	**$ 1,784,410**	**$ 1,784,410**	**94.29%**
31330 - Well Permits	$ 39,125	$ 43,325	$ 34,137	$ 37,505	$ 34,690	$ 11,825	$ 41,000	$ 41,000	28.84%
31340 - Septic Permits	$ 32,135	$ 33,920	$ 28,365	$ 31,748	$ 38,650	$ 11,748	$ 35,000	$ 35,000	33.57%
31400 - Food Permits	$ 1,227,267	$ 1,386,231	$ 1,542,468	$ 1,632,335	$ 1,743,275	$ 1,658,947	$ 1,708,410	$ 1,708,410	97.10%
Expenses	***$ 14,015,422***	***$ 10,388,609***	***$ 7,879,222***	***$ 10,673,223***	***$ 8,176,497***	***$ 4,121,594***	***$ 10,579,681***	***$ 10,137,811***	***38.96%***
Capital	**$ -**	**$ -**	**$ -**	**$ 2,780,704**	**$ 101,339**	**$ 24,675**	**$ 381,675**	**$ 24,675**	**6.46%**
70120 - Special Purpose Equipment	$ -	$ -	$ -	$ -	$ 24,675	$ 24,675	$ 24,675	$ 24,675	100.00%
72010 - Building Improvements	$ -	$ -	$ -	$ -	$ 100	$ -	$ 357,000	$ -	0.00%
72130 - Buildings- Health	$ -	$ -	$ -	$ 2,780,704	$ 76,564	$ -	$ -	$ -	0.00%

Committee Revenue Expense Budget Report - by Account Detail

Through May 31, 2026 (50.0% YTD, 50.00% Payroll Expense through Pay Period Ending 5/23/2026)

***2021, 2022, 2023, 2024, 2025 and 2026 Actual Fiscal Year**

Department / Fund / Account Classification	2021 Actual Amount*	2022 Actual Amount*	2023 Actual Amount*	2024 Actual Amount*	2025 Actual Amount*	2026 Actual Amount*	2026 Amended Budget	2026 Adopted Budget	2026 YTD% Actual/Amended Budget
Commodities	**$ 1,235,217**	**$ 893,447**	**$ 278,844**	**$ 317,549**	**$ 397,538**	**$ 220,409**	**$ 773,271**	**$ 773,271**	**28.50%**
60000 - Office Supplies	$ 4,428	$ 3,059	$ 16,942	$ 2,392	$ 10,614	$ 2,131	$ 36,275	$ 36,275	5.88%
60010 - Operating Supplies	$ 672,621	$ 563,931	$ 134,372	$ 164,627	$ 225,430	$ 185,606	$ 397,141	$ 397,141	46.74%
60040 - Postage	$ -	$ 106	$ -	$ -	$ -	$ -	$ -	$ -	0.00%
60050 - Books and Subscriptions	$ 2,499	$ 2,599	$ 1,157	$ 3,192	$ 2,379	$ 13,610	$ 17,740	$ 17,740	76.72%
60060 - Computer Software- Non Capital	$ -	$ -	$ 696	$ 6,000	$ 53	$ 447	$ 102,168	$ 102,168	0.44%
60070 - Computer Hardware- Non Capital	$ 6,428	$ 6,440	$ 6,019	$ 11,880	$ 25,384	$ 9,576	$ 63,600	$ 63,600	15.06%
60100 - Utilities- Water	$ -	$ 100	$ -	$ -	$ -	$ -	$ -	$ -	0.00%
60110 - Printing Supplies	$ -	$ -	$ -	$ 156	$ -	$ -	$ -	$ -	0.00%
60160 - Cleaning Supplies	$ -	$ -	$ -	$ -	$ -	$ 299	$ 500	$ 500	59.78%
60250 - Medical Supplies and Drugs	$ 441,704	$ 213,095	$ 21,024	$ 24,290	$ 26,978	$ 6,313	$ 32,600	$ 32,600	19.37%
60490 - Equipment < $1000	$ -	$ -	$ -	$ -	$ 300	$ -	$ -	$ -	0.00%
63010 - Utilities- Electric	$ 2,296	$ 1,177	$ 1,730	$ 2,189	$ 2,424	$ 740	$ 7,766	$ 7,766	9.53%
63040 - Fuel- Vehicles	$ 3,435	$ 4,083	$ 4,734	$ 3,692	$ 3,580	$ 1,686	$ 9,300	$ 9,300	18.13%
64000 - Telephone	$ 101,806	$ 98,857	$ 92,170	$ 99,130	$ 100,397	$ -	$ 106,181	$ 106,181	0.00%
Contingency and Other	**$ -**	**$ -**	**$ -**	**$ -**	**$ -**	**$ -**	**$ -**	**$ -**	**0.00%**
85000 - Allowance for Budget Expense	$ -	$ -	$ -	$ -	$ -	$ -	$ -	$ -	0.00%
89000 - Addition to Fund Balance	$ -	$ -	$ -	$ -	$ -	$ -	$ -	$ -	0.00%
Contractual Services	**$ 7,925,926**	**$ 4,904,845**	**$ 2,665,015**	**$ 1,353,868**	**$ 1,203,513**	**$ 434,924**	**$ 1,818,574**	**$ 1,818,574**	**23.92%**
50010 - Contract Employees	$ -	$ -	$ -	$ -	$ 277	$ -	$ -	$ -	0.00%
50150 - Contractual/Consulting Services	$ 7,637,381	$ 4,578,101	$ 2,344,596	$ 873,293	$ 709,093	$ 272,051	$ 1,010,907	$ 1,010,907	26.91%
50340 - Software Licensing Cost	$ 91,526	$ 76,308	$ 61,015	$ 100,522	$ 71,530	$ 60,843	$ 313,418	$ 313,418	19.41%
50470 - X-Rays	$ 1,025	$ 27	$ 162	$ 81	$ -	$ -	$ 1,000	$ 1,000	0.00%
50480 - Security Services	$ -	$ -	$ -	$ -	$ -	$ -	$ -	$ -	0.00%
50500 - Lab Services	$ 2,105	$ 2,268	$ 3,241	$ 5,917	$ 1,986	$ 3,216	$ 12,500	$ 12,500	25.73%
52000 - Disposal and Water Softener Srvs	$ 2,469	$ 3,110	$ 3,474	$ 3,634	$ 3,491	$ 1,570	$ 5,400	$ 5,400	29.07%
52010 - Janitorial Services	$ 6,818	$ 8,066	$ 6,747	$ 5,864	$ 12,502	$ 15,767	$ 9,720	$ 9,720	162.21%
52110 - Repairs and Maint- Buildings	$ 15,062	$ 19,133	$ 12,836	$ 10,432	$ 17,026	$ 6,234	$ 43,902	$ 43,902	14.20%
52120 - Repairs and Maint- Grounds	$ -	$ 305	$ -	$ -	$ -	$ -	$ 3,500	$ 3,500	0.00%
52175 - Facility Rental	$ -	$ 18,333	$ -	$ -	$ -	$ -	$ -	$ -	0.00%
52180 - Building Space Rental	$ 20,397	$ 24,991	$ 15,957	$ 15,408	$ 15,826	$ 5,148	$ 24,882	$ 24,882	20.69%
52230 - Repairs and Maint- Vehicles	$ 2,269	$ 2,578	$ 3,167	$ 9,991	$ 6,078	$ 2,261	$ 6,200	$ 6,200	36.47%
52240 - Repairs and Maint- Office Equip	$ 12,450	$ 11,747	$ 15,345	$ 14,907	$ 15,111	$ 8,087	$ 17,100	$ 17,100	47.29%
53000 - Liability Insurance	$ 79,701	$ 92,089	$ 127,094	$ 158,490	$ 200,259	$ -	$ 195,227	$ 195,227	0.00%
53020 - Unemployment Claims	$ 2,526	$ 18,773	$ 1,896	$ 2,583	$ 2,700	$ -	$ 3,141	$ 3,141	0.00%
53040 - General Advertising	$ -	$ 610	$ 78	$ -	$ -	$ 189	$ 2,500	$ 2,500	7.54%
53100 - Conferences and Meetings	$ 5,647	$ 3,118	$ 10,313	$ 49,168	$ 7,207	$ 290	$ 27,275	$ 27,275	1.06%
53110 - Employee Training	$ 6,396	$ 6,716	$ 8,460	$ 34,764	$ 48,958	$ 19,347	$ 56,373	$ 56,373	34.32%
53120 - Employee Mileage Expense	$ 13,251	$ 17,122	$ 24,428	$ 37,270	$ 50,358	$ 25,283	$ 61,029	$ 61,029	41.43%
53130 - General Association Dues	$ 26,905	$ 21,450	$ 26,205	$ 26,395	$ 25,322	$ 14,639	$ 24,500	$ 24,500	59.75%
55000 - Miscellaneous Contractual Exp	$ -	$ -	$ -	$ -	$ 2,241	$ -	$ -	$ -	0.00%
55050 - Grant Services	$ -	$ -	$ -	$ 5,150	$ 13,548	$ -	$ -	$ -	0.00%
Personnel Services- Employee Benefits	**$ 1,317,451**	**$ 1,186,137**	**$ 1,263,623**	**$ 1,520,075**	**$ 1,630,545**	**$ 828,423**	**$ 2,005,439**	**$ 1,994,892**	**41.31%**
45000 - Healthcare Contribution	$ 620,903	$ 621,151	$ 719,139	$ 885,180	$ 946,824	$ 501,937	$ 1,191,008	$ 1,191,008	42.14%
45010 - Dental Contribution	$ 19,619	$ 19,069	$ 18,348	$ 21,998	$ 23,377	$ 12,593	$ 31,453	$ 31,453	40.04%
45100 - FICA/SS Contribution	$ 256,436	$ 234,564	$ 254,672	$ 315,825	$ 333,575	$ 169,930	$ 402,944	$ 397,258	42.17%
45200 - IMRF Contribution	$ 295,494	$ 207,204	$ 170,887	$ 187,627	$ 238,507	$ 143,963	$ 289,189	$ 284,328	49.78%
53010 - Workers Compensation	$ 124,999	$ 104,149	$ 100,577	$ 109,446	$ 88,261	$ -	$ 90,845	$ 90,845	0.00%
Personnel Services- Salaries & Wages	**$ 3,517,380**	**$ 3,213,893**	**$ 3,491,134**	**$ 4,323,430**	**$ 4,593,309**	**$ 2,334,995**	**$ 5,322,554**	**$ 5,248,231**	**43.87%**

Committee Revenue Expense Budget Report - by Account Detail

Through May 31, 2026 (50.0% YTD, 50.00% Payroll Expense through Pay Period Ending 5/23/2026)

***2021, 2022, 2023, 2024, 2025 and 2026 Actual Fiscal Year**

Department / Fund / Account Classification	2021 Actual Amount*	2022 Actual Amount*	2023 Actual Amount*	2024 Actual Amount*	2025 Actual Amount*	2026 Actual Amount*	2026 Amended Budget	2026 Adopted Budget	2026 YTD% Actual/Amended Budget
40000 - Salaries and Wages	$ 3,383,295	$ 3,189,272	$ 3,491,532	$ 4,323,430	$ 4,593,309	$ 2,331,232	$ 5,322,554	$ 5,248,231	43.80%
40002 - Non-Union Wage Increase	$ -	$ -	$ -	$ -	$ -	$ -	$ -	$ -	0.00%
40003 - Cost of Living Increase	$ -	$ -	$ -	$ -	$ -	$ -	$ -	$ -	0.00%
40006 - Union Wage Increase	$ -	$ -	$ -	$ -	$ -	$ -	$ -	$ -	0.00%

Committee Revenue Expense Budget Report - by Account Detail

Through May 31, 2026 (50.0% YTD, 50.00% Payroll Expense through Pay Period Ending 5/23/2026)

***2021, 2022, 2023, 2024, 2025 and 2026 Actual Fiscal Year**

Department / Fund / Account Classification	2021 Actual Amount*	2022 Actual Amount*	2023 Actual Amount*	2024 Actual Amount*	2025 Actual Amount*	2026 Actual Amount*	2026 Amended Budget	2026 Adopted Budget	2026 YTD% Actual/Amended Budget
40007 - Equity Study Adjustments	$ -	$ -	$ -	$ -	$ -	$ -	$ -	$ -	0.00%
40200 - Overtime Salaries	$ 134,085	$ 24,621	$ (398)	$ -	$ -	$ 3,763	$ -	$ -	0.00%
Transfers Out	**$ 19,447**	**$ 190,287**	**$ 180,606**	**$ 377,597**	**$ 250,253**	**$ 278,168**	**$ 278,168**	**$ 278,168**	**100.00%**
99000 - Transfer To Other Funds	$ 19,447	$ -	$ -	$ -	$ -	$ -	$ -	$ -	0.00%
99001 - Transfer to General Fund 001	$ -	$ 190,287	$ 180,606	$ 255,085	$ 250,253	$ 278,168	$ 278,168	$ 278,168	100.00%
99355 - Transfer to American Rescue Plan Fund 355	$ -	$ -	$ -	$ 122,512	$ -	$ -	$ -	$ -	0.00%
351 Kane Kares									
Revenue	***$ 566,741***	***$ 520,860***	***$ 618,898***	***$ 611,250***	***$ 633,815***	***$ 403,974***	***$ 719,256***	***$ 719,256***	***56.17%***
Interest Revenue	**$ 162**	**$ (4,717)**	**$ 25,953**	**$ 37,338**	**$ 47,461**	**$ 12,165**	**$ 14,123**	**$ 14,123**	**86.14%**
38000 - Investment Income	$ 162	$ (4,717)	$ 25,953	$ 37,338	$ 47,461	$ 12,165	$ 14,123	$ 14,123	86.14%
Other	**$ -**	**$ -**	**$ 35**	**$ 5,999**	**$ 20**	**$ -**	**$ 68,450**	**$ 68,450**	**0.00%**
38900 - Miscellaneous Other	$ -	$ -	$ 35	$ 5,999	$ 20	$ -	$ -	$ -	0.00%
39900 - Fund Balance Utilization	$ -	$ -	$ -	$ -	$ -	$ -	$ 68,450	$ 68,450	0.00%
Transfers In	**$ 156,341**	**$ 157,064**	**$ 190,387**	**$ 213,229**	**$ 213,229**	**$ 213,229**	**$ 213,229**	**$ 213,229**	**100.00%**
39000 - Transfer From Other Funds	$ 156,341	$ 14,967	$ 48,290	$ -	$ -	$ -	$ -	$ -	0.00%
39120 - Transfer from Grand Victoria Casino Elgin Fund 120	$ -	$ 142,097	$ 142,097	$ 213,229	$ 213,229	$ 213,229	$ 213,229	$ 213,229	100.00%
Grants	**$ 410,239**	**$ 368,514**	**$ 402,523**	**$ 354,684**	**$ 373,105**	**$ 178,580**	**$ 423,454**	**$ 423,454**	**42.17%**
32760 - Kane Kares- ISBE Grant	$ 329,898	$ 280,272	$ 296,306	$ 247,785	$ 265,344	$ 135,550	$ 303,378	$ 303,378	44.68%
32780 - ISBE Expansion Grant	$ -	$ -	$ -	$ -	$ -	$ -	$ -	$ -	0.00%
33640 - MIECHVP Grant	$ 80,341	$ 88,242	$ 106,217	$ 106,899	$ 107,761	$ 43,030	$ 120,076	$ 120,076	35.84%
33695 - MIECHV Grant - Supplement	$ -	$ -	$ -	$ -	$ -	$ -	$ -	$ -	0.00%
Expenses	***$ 553,420***	***$ 501,636***	***$ 547,622***	***$ 570,714***	***$ 597,650***	***$ 147,041***	***$ 719,256***	***$ 719,256***	***20.44%***
Commodities	**$ 9,347**	**$ 15,401**	**$ 5,798**	**$ 8,851**	**$ 50,484**	**$ 4,022**	**$ 10,739**	**$ 10,739**	**37.45%**
60000 - Office Supplies	$ -	$ -	$ -	$ -	$ -	$ -	$ -	$ -	0.00%
60010 - Operating Supplies	$ 5,051	$ 15,401	$ 5,798	$ 8,851	$ 50,484	$ 4,022	$ 10,739	$ 10,739	37.45%
64000 - Telephone	$ 4,296	$ -	$ -	$ -	$ -	$ -	$ -	$ -	0.00%
Contingency and Other	**$ -**	**$ -**	**$ -**	**$ -**	**$ -**	**$ -**	**$ -**	**$ -**	**0.00%**
89000 - Addition to Fund Balance	$ -	$ -	$ -	$ -	$ -	$ -	$ -	$ -	0.00%
Contractual Services	**$ 47,603**	**$ 58,432**	**$ 86,584**	**$ 96,664**	**$ 53,983**	**$ 22,804**	**$ 689,431**	**$ 689,431**	**3.31%**
50150 - Contractual/Consulting Services	$ 24,714	$ 14,550	$ 15,247	$ 45,861	$ 14,120	$ 11,644	$ 664,902	$ 664,902	1.75%
52180 - Building Space Rental	$ 15,736	$ 13,127	$ 23,985	$ 25,494	$ 26,186	$ 8,518	$ 7,837	$ 7,837	108.70%
53000 - Liability Insurance	$ 6,063	$ 7,102	$ 9,441	$ 9,506	$ 49	$ -	$ -	$ -	0.00%
53020 - Unemployment Claims	$ 193	$ 215	$ 131	$ 130	$ -	$ -	$ -	$ -	0.00%
53100 - Conferences and Meetings	$ 524	$ -	$ -	$ -	$ -	$ -	$ -	$ -	0.00%
53110 - Employee Training	$ 67	$ 22,676	$ 35,423	$ 11,657	$ 11,068	$ 1,436	$ 11,272	$ 11,272	12.74%
53120 - Employee Mileage Expense	$ 305	$ 763	$ 2,357	$ 4,015	$ 2,560	$ 1,206	$ 5,420	$ 5,420	22.24%
Personnel Services- Employee Benefits	**$ 139,553**	**$ 123,292**	**$ 123,268**	**$ 131,285**	**$ 136,190**	**$ 28,289**	**$ -**	**$ -**	**0.00%**
45000 - Healthcare Contribution	$ 71,857	$ 72,851	$ 75,783	$ 85,286	$ 84,762	$ 17,785	$ -	$ -	0.00%
45010 - Dental Contribution	$ 1,771	$ 1,704	$ 1,701	$ 1,869	$ 2,298	$ 582	$ -	$ -	0.00%
45100 - FICA/SS Contribution	$ 26,243	$ 21,276	$ 23,045	$ 22,970	$ 24,728	$ 5,308	$ -	$ -	0.00%
45200 - IMRF Contribution	$ 30,174	$ 18,888	$ 15,559	$ 13,933	$ 17,585	$ 4,613	$ -	$ -	0.00%

Committee Revenue Expense Budget Report - by Account Detail

Through May 31, 2026 (50.0% YTD, 50.00% Payroll Expense through Pay Period Ending 5/23/2026)

***2021, 2022, 2023, 2024, 2025 and 2026 Actual Fiscal Year**

Department / Fund / Account Classification	2021 Actual Amount*	2022 Actual Amount*	2023 Actual Amount*	2024 Actual Amount*	2025 Actual Amount*	2026 Actual Amount*	2026 Amended Budget	2026 Adopted Budget	2026 YTD% Actual/Amended Budget
53010 - Workers Compensation	$ 9,508	$ 8,572	$ 7,179	$ 7,227	$ 6,817	$ -	$ -	$ -	0.00%
Personnel Services- Salaries & Wages	**$ 356,917**	**$ 290,548**	**$ 314,494**	**$ 315,790**	**$ 339,285**	**$ 72,840**	**$ -**	**$ -**	**0.00%**
40000 - Salaries and Wages	$ 326,879	$ 285,269	$ 314,494	$ 315,790	$ 339,285	$ 72,840	$ -	$ -	0.00%
40002 - Non-Union Wage Increase	$ -	$ -	$ -	$ -	$ -	$ -	$ -	$ -	0.00%
40003 - Cost of Living Increase	$ -	$ -	$ -	$ -	$ -	$ -	$ -	$ -	0.00%
40200 - Overtime Salaries	$ 30,038	$ 5,279	$ -	$ -	$ -	$ -	$ -	$ -	0.00%
Transfers Out	**$ -**	**$ 13,963**	**$ 17,478**	**$ 18,124**	**$ 17,708**	**$ 19,086**	**$ 19,086**	**$ 19,086**	**100.00%**
99000 - Transfer To Other Funds	$ -	$ -	$ -	$ -	$ -	$ -	$ -	$ -	0.00%
99001 - Transfer to General Fund 001	$ -	$ 13,963	$ 17,478	$ 18,124	$ 17,708	$ 19,086	$ 19,086	$ 19,086	100.00%
354 Mass Vaccination Fund									
Expenses	***$ 668,631***	***$ 57,694***	***$ -***	***$ -***	***$ -***	***$ -***	***$ -***	***$ -***	***0.00%***
Commodities	**$ 163,220**	**$ 15,707**	**$ -**	**$ -**	**$ -**	**$ -**	**$ -**	**$ -**	**0.00%**
60010 - Operating Supplies	$ 163,200	$ 15,287	$ -	$ -	$ -	$ -	$ -	$ -	0.00%
64000 - Telephone	$ 20	$ 420	$ -	$ -	$ -	$ -	$ -	$ -	0.00%
Contingency and Other	**$ -**	**$ -**	**$ -**	**$ -**	**$ -**	**$ -**	**$ -**	**$ -**	**0.00%**
89000 - Addition to Fund Balance	$ -	$ -	$ -	$ -	$ -	$ -	$ -	$ -	0.00%
Contractual Services	**$ 505,411**	**$ 41,987**	**$ -**	**$ -**	**$ -**	**$ -**	**$ -**	**$ -**	**0.00%**
50150 - Contractual/Consulting Services	$ 505,072	$ 39,812	$ -	$ -	$ -	$ -	$ -	$ -	0.00%
52000 - Disposal and Water Softener Srvs	$ -	$ -	$ -	$ -	$ -	$ -	$ -	$ -	0.00%
52175 - Facility Rental	$ -	$ -	$ -	$ -	$ -	$ -	$ -	$ -	0.00%
53120 - Employee Mileage Expense	$ 339	$ 2,175	$ -	$ -	$ -	$ -	$ -	$ -	0.00%
355 American Rescue Plan									
Revenue	***$ -***	***$ -***	***$ -***	***$ -***	***$ -***	***$ -***	***$ 6,883***	***$ -***	***0.00%***
Other	**$ -**	**$ -**	**$ -**	**$ -**	**$ -**	**$ -**	**$ 6,883**	**$ -**	**0.00%**
39900 - Fund Balance Utilization	$ -	$ -	$ -	$ -	$ -	$ -	$ 6,883	$ -	0.00%
Grants	**$ -**	**$ -**	**$ -**	**$ -**	**$ -**	**$ -**	**$ -**	**$ -**	**0.00%**
32369 - American Rescue Plan Grant	$ -	$ -	$ -	$ -	$ -	$ -	$ -	$ -	0.00%
Expenses	***$ -***	***$ -***	***$ -***	***$ 660,646***	***$ 5,590,391***	***$ 1,659,678***	***$ 5,263,883***	***$ 5,257,000***	***31.53%***
Commodities	**$ -**	**$ -**	**$ -**	**$ 19,123**	**$ 56,674**	**$ 4,054**	**$ -**	**$ -**	**0.00%**
60010 - Operating Supplies	$ -	$ -	$ -	$ 19,123	$ 56,674	$ 4,054	$ -	$ -	0.00%
Contractual Services	**$ -**	**$ -**	**$ -**	**$ 516,972**	**$ 5,154,080**	**$ 1,518,898**	**$ 4,869,731**	**$ 4,869,731**	**31.19%**
50150 - Contractual/Consulting Services	$ -	$ -	$ -	$ 516,972	$ 5,154,003	$ 1,518,898	$ 4,858,141	$ 4,858,141	31.26%
53000 - Liability Insurance	$ -	$ -	$ -	$ -	$ 76	$ -	$ 11,406	$ 11,406	0.00%
53020 - Unemployment Claims	$ -	$ -	$ -	$ -	$ 1	$ -	$ 184	$ 184	0.00%
Personnel Services- Employee Benefits	**$ -**	**$ -**	**$ -**	**$ 28,585**	**$ 76,440**	**$ 31,370**	**$ 82,352**	**$ 81,497**	**38.09%**
45000 - Healthcare Contribution	$ -	$ -	$ -	$ 17,772	$ 36,471	$ 17,232	$ 37,101	$ 37,101	46.45%
45010 - Dental Contribution	$ -	$ -	$ -	$ 308	$ 815	$ 404	$ 828	$ 828	48.81%
45100 - FICA/SS Contribution	$ -	$ -	$ -	$ 7,036	$ 22,574	$ 7,752	$ 23,859	$ 23,398	32.49%

Committee Revenue Expense Budget Report - by Account Detail

Through May 31, 2026 (50.0% YTD, 50.00% Payroll Expense through Pay Period Ending 5/23/2026)

***2021, 2022, 2023, 2024, 2025 and 2026 Actual Fiscal Year**

Department / Fund / Account Classification	2021 Actual Amount*	2022 Actual Amount*	2023 Actual Amount*	2024 Actual Amount*	2025 Actual Amount*	2026 Actual Amount*	2026 Amended Budget	2026 Adopted Budget	2026 YTD% Actual/Amended Budget
45200 - IMRF Contribution	$ -	$ -	$ -	$ 3,469	$ 14,437	$ 5,982	$ 15,272	$ 14,878	39.17%
53010 - Workers Compensation	$ -	$ -	$ -	$ -	$ 2,143	$ -	$ 5,292	$ 5,292	0.00%
Personnel Services- Salaries & Wages	**$ -**	**$ -**	**$ -**	**$ 95,966**	**$ 303,198**	**$ 105,356**	**$ 311,800**	**$ 305,772**	**33.79%**
40000 - Salaries and Wages	$ -	$ -	$ -	$ 95,966	$ 303,198	$ 105,356	$ 311,800	$ 305,772	33.79%
404 Homeless Management Info Systems									
Revenue	***$ -***	***$ -***	***$ -***	***$ -***	***$ -***	***$ 29,961***	***$ 147,651***	***$ 147,651***	***20.29%***
Transfers In	**$ -**	**$ -**	**$ -**	**$ -**	**$ -**	**$ -**	**$ 29,600**	**$ 29,600**	**0.00%**
39401 - Transfer from Community Development Block Grant Fund 401	$ -	$ -	$ -	$ -	$ -	$ -	$ 29,600	$ 29,600	0.00%
Grants	**$ -**	**$ -**	**$ -**	**$ -**	**$ -**	**$ 29,961**	**$ 118,051**	**$ 118,051**	**25.38%**
33903 - Grants - Federal Government	$ -	$ -	$ -	$ -	$ -	$ 29,961	$ 118,051	$ 118,051	25.38%
Expenses	***$ -***	***$ -***	***$ -***	***$ -***	***$ 26,248***	***$ 25,618***	***$ 147,651***	***$ 147,651***	***17.35%***
Commodities	**$ -**	**$ -**	**$ -**	**$ -**	**$ -**	**$ -**	**$ 705**	**$ 705**	**0.00%**
60000 - Office Supplies	$ -	$ -	$ -	$ -	$ -	$ -	$ 100	$ 100	0.00%
64000 - Telephone	$ -	$ -	$ -	$ -	$ -	$ -	$ 225	$ 225	0.00%
64010 - Cellular Phone	$ -	$ -	$ -	$ -	$ -	$ -	$ 380	$ 380	0.00%
Contractual Services	**$ -**	**$ -**	**$ -**	**$ -**	**$ 856**	**$ 7,904**	**$ 144,950**	**$ 144,950**	**5.45%**
50150 - Contractual/Consulting Services	$ -	$ -	$ -	$ -	$ -	$ 7,904	$ 141,955	$ 141,955	5.57%
53000 - Liability Insurance	$ -	$ -	$ -	$ -	$ 845	$ -	$ 1,937	$ 1,937	0.00%
53020 - Unemployment Claims	$ -	$ -	$ -	$ -	$ 11	$ -	$ 1,008	$ 1,008	0.00%
53070 - Legal Printing	$ -	$ -	$ -	$ -	$ -	$ -	$ 50	$ 50	0.00%
Personnel Services- Employee Benefits	**$ -**	**$ -**	**$ -**	**$ -**	**$ 5,612**	**$ 3,557**	**$ -**	**$ -**	**0.00%**
45000 - Healthcare Contribution	$ -	$ -	$ -	$ -	$ 2,591	$ 1,575	$ -	$ -	0.00%
45010 - Dental Contribution	$ -	$ -	$ -	$ -	$ 113	$ 60	$ -	$ -	0.00%
45100 - FICA/SS Contribution	$ -	$ -	$ -	$ -	$ 1,515	$ 1,053	$ -	$ -	0.00%
45200 - IMRF Contribution	$ -	$ -	$ -	$ -	$ 999	$ 869	$ -	$ -	0.00%
53010 - Workers Compensation	$ -	$ -	$ -	$ -	$ 394	$ -	$ -	$ -	0.00%
Personnel Services- Salaries & Wages	**$ -**	**$ -**	**$ -**	**$ -**	**$ 19,779**	**$ 14,158**	**$ -**	**$ -**	**0.00%**
40000 - Salaries and Wages	$ -	$ -	$ -	$ -	$ 19,779	$ 14,158	$ -	$ -	0.00%
Transfers Out	**$ -**	**$ -**	**$ -**	**$ -**	**$ -**	**$ -**	**$ 1,996**	**$ 1,996**	**0.00%**
99001 - Transfer to General Fund 001	$ -	$ -	$ -	$ -	$ -	$ -	$ 1,996	$ 1,996	0.00%
409 Continuum of Care Planning Grant									
Revenue	***$ -***	***$ -***	***$ -***	***$ -***	***$ -***	***$ 168,507***	***$ 158,750***	***$ 158,750***	***106.15%***
Other	**$ -**	**$ -**	**$ -**	**$ -**	**$ -**	**$ -**	**$ 25,150**	**$ 25,150**	**0.00%**
38900 - Miscellaneous Other	$ -	$ -	$ -	$ -	$ -	$ -	$ 25,150	$ 25,150	0.00%
Grants	**$ -**	**$ -**	**$ -**	**$ -**	**$ -**	**$ 168,507**	**$ 133,600**	**$ 133,600**	**126.13%**
33902 - Grants - State Government	$ -	$ -	$ -	$ -	$ -	$ 83,939	$ -	$ -	0.00%
33903 - Grants - Federal Government	$ -	$ -	$ -	$ -	$ -	$ 84,568	$ 133,600	$ 133,600	63.30%
Expenses	***$ -***	***$ -***	***$ -***	***$ -***	***$ 47,177***	***$ 6,487***	***$ 158,750***	***$ 158,750***	***4.09%***
Commodities	**$ -**	**$ -**	**$ -**	**$ -**	**$ -**	**$ -**	**$ 475**	**$ 475**	**0.00%**

Committee Revenue Expense Budget Report - by Account Detail

Through May 31, 2026 (50.0% YTD, 50.00% Payroll Expense through Pay Period Ending 5/23/2026)

***2021, 2022, 2023, 2024, 2025 and 2026 Actual Fiscal Year**

Department / Fund / Account Classification	2021 Actual Amount*	2022 Actual Amount*	2023 Actual Amount*	2024 Actual Amount*	2025 Actual Amount*	2026 Actual Amount*	2026 Amended Budget	2026 Adopted Budget	2026 YTD% Actual/Amended Budget
60000 - Office Supplies	$ -	$ -	$ -	$ -	$ -	$ -	$ 100	$ 100	0.00%
64000 - Telephone	$ -	$ -	$ -	$ -	$ -	$ -	$ 375	$ 375	0.00%
Contractual Services	**$ -**	**$ -**	**$ -**	**$ -**	**$ 1,528**	**$ -**	**$ 154,949**	**$ 154,949**	**0.00%**
50150 - Contractual/Consulting Services	$ -	$ -	$ -	$ -	$ -	$ -	$ 149,782	$ 149,782	0.00%
53000 - Liability Insurance	$ -	$ -	$ -	$ -	$ 1,508	$ -	$ 3,366	$ 3,366	0.00%
53020 - Unemployment Claims	$ -	$ -	$ -	$ -	$ 20	$ -	$ 1,751	$ 1,751	0.00%
53070 - Legal Printing	$ -	$ -	$ -	$ -	$ -	$ -	$ 50	$ 50	0.00%
Personnel Services- Employee Benefits	**$ -**	**$ -**	**$ -**	**$ -**	**$ 10,214**	**$ 1,282**	**$ -**	**$ -**	**0.00%**
45000 - Healthcare Contribution	$ -	$ -	$ -	$ -	$ 4,795	$ 599	$ -	$ -	0.00%
45010 - Dental Contribution	$ -	$ -	$ -	$ -	$ 218	$ 27	$ -	$ -	0.00%
45100 - FICA/SS Contribution	$ -	$ -	$ -	$ -	$ 2,625	$ 382	$ -	$ -	0.00%
45200 - IMRF Contribution	$ -	$ -	$ -	$ -	$ 1,874	$ 273	$ -	$ -	0.00%
53010 - Workers Compensation	$ -	$ -	$ -	$ -	$ 703	$ -	$ -	$ -	0.00%
Personnel Services- Salaries & Wages	**$ -**	**$ -**	**$ -**	**$ -**	**$ 35,435**	**$ 5,206**	**$ -**	**$ -**	**0.00%**
40000 - Salaries and Wages	$ -	$ -	$ -	$ -	$ 35,435	$ 5,206	$ -	$ -	0.00%
Transfers Out	**$ -**	**$ -**	**$ -**	**$ -**	**$ -**	**$ -**	**$ 3,326**	**$ 3,326**	**0.00%**
99001 - Transfer to General Fund 001	$ -	$ -	$ -	$ -	$ -	$ -	$ 3,326	$ 3,326	0.00%
414 Home - ARP									
Revenue	***$ -***	***$ -***	***$ -***	***$ -***	***$ -***	***$ -***	***$ 646,209***	***$ 646,209***	***0.00%***
Grants	**$ -**	**$ -**	**$ -**	**$ -**	**$ -**	**$ -**	**$ 646,209**	**$ 646,209**	**0.00%**
33903 - Grants - Federal Government	$ -	$ -	$ -	$ -	$ -	$ -	$ 646,209	$ 646,209	0.00%
Expenses	***$ -***	***$ -***	***$ -***	***$ -***	***$ 53,881***	***$ 319,880***	***$ 646,209***	***$ 646,209***	***49.50%***
Commodities	**$ -**	**$ -**	**$ -**	**$ -**	**$ -**	**$ 561**	**$ 3,038**	**$ 3,038**	**18.48%**
60000 - Office Supplies	$ -	$ -	$ -	$ -	$ -	$ -	$ 500	$ 500	0.00%
64000 - Telephone	$ -	$ -	$ -	$ -	$ -	$ 250	$ 900	$ 900	27.78%
64010 - Cellular Phone	$ -	$ -	$ -	$ -	$ -	$ 311	$ 1,638	$ 1,638	19.01%
Contractual Services	**$ -**	**$ -**	**$ -**	**$ -**	**$ 53,881**	**$ 319,319**	**$ 635,188**	**$ 635,188**	**50.27%**
50590 - Professional Services	$ -	$ -	$ -	$ -	$ -	$ -	$ 254,950	$ 254,950	0.00%
53000 - Liability Insurance	$ -	$ -	$ -	$ -	$ -	$ -	$ 7,393	$ 7,393	0.00%
53020 - Unemployment Claims	$ -	$ -	$ -	$ -	$ -	$ -	$ 3,845	$ 3,845	0.00%
53120 - Employee Mileage Expense	$ -	$ -	$ -	$ -	$ -	$ 3,506	$ 9,000	$ 9,000	38.96%
55000 - Miscellaneous Contractual Exp	$ -	$ -	$ -	$ -	$ 53,881	$ 315,813	$ 360,000	$ 360,000	87.73%
Transfers Out	**$ -**	**$ -**	**$ -**	**$ -**	**$ -**	**$ -**	**$ 7,983**	**$ 7,983**	**0.00%**
99001 - Transfer to General Fund 001	$ -	$ -	$ -	$ -	$ -	$ -	$ 7,983	$ 7,983	0.00%
660 Veterans' Commission									
380 Veterans' Commission									
Revenue	***$ 315,272***	***$ 296,000***	***$ 496,520***	***$ 574,817***	***$ 598,224***	***$ 35,925***	***$ 713,191***	***$ 713,191***	***5.04%***
Interest Revenue	**$ (344)**	**$ (10,136)**	**$ 34,055**	**$ 40,867**	**$ 40,227**	**$ 8,847**	**$ 19,772**	**$ 19,772**	**44.74%**
38000 - Investment Income	$ (344)	$ (10,136)	$ 34,055	$ 40,867	$ 40,227	$ 8,847	$ 19,772	$ 19,772	44.74%

Committee Revenue Expense Budget Report - by Account Detail

Through May 31, 2026 (50.0% YTD, 50.00% Payroll Expense through Pay Period Ending 5/23/2026)

***2021, 2022, 2023, 2024, 2025 and 2026 Actual Fiscal Year**

Department / Fund / Account Classification	2021 Actual Amount*	2022 Actual Amount*	2023 Actual Amount*	2024 Actual Amount*	2025 Actual Amount*	2026 Actual Amount*	2026 Amended Budget	2026 Adopted Budget	2026 YTD% Actual/Amended Budget
Other	**$ 1,150**	**$ 615**	**$ 950**	**$ 910**	**$ 105**	**$ -**	**$ 124,691**	**$ 124,691**	**0.00%**
38900 - Miscellaneous Other	$ 1,150	$ 615	$ 950	$ 910	$ 105	$ -	$ -	$ -	0.00%
39900 - Fund Balance Utilization	$ -	$ -	$ -	$ -	$ -	$ -	$ 124,691	$ 124,691	0.00%
Transfers In	**$ 8,300**	**$ -**	**$ -**	**$ -**	**$ -**	**$ -**	**$ -**	**$ -**	**0.00%**
39000 - Transfer From Other Funds	$ 8,300	$ -	$ -	$ -	$ -	$ -	$ -	$ -	0.00%
Other Taxes	**$ 137**	**$ 469**	**$ 454**	**$ 243**	**$ 442**	**$ -**	**$ -**	**$ -**	**0.00%**
30170 - TIF Distribution Tax	$ 137	$ 469	$ 454	$ 243	$ 442	$ -	$ -	$ -	0.00%
Property Taxes	**$ 306,030**	**$ 305,052**	**$ 461,061**	**$ 532,798**	**$ 557,450**	**$ 27,078**	**$ 568,728**	**$ 568,728**	**4.76%**
30000 - Property Taxes	$ 306,030	$ 304,294	$ 460,004	$ 531,613	$ 555,157	$ 27,078	$ 568,728	$ 568,728	4.76%
30005 - Property Tax Revenue Recapture	$ -	$ 758	$ 1,057	$ 1,185	$ 2,293	$ -	$ -	$ -	0.00%
Expenses	***$ 300,950***	***$ 309,930***	***$ 478,773***	***$ 543,787***	***$ 600,174***	***$ 280,513***	***$ 713,191***	***$ 713,191***	***39.33%***
Capital	**$ 222**	**$ -**	**$ 9,406**	**$ 7,661**	**$ -**	**$ -**	**$ -**	**$ -**	**0.00%**
70030 - Computer Software License Cost	$ 222	$ -	$ -	$ -	$ -	$ -	$ -	$ -	0.00%
70080 - Office Furniture	$ -	$ -	$ 9,406	$ 7,661	$ -	$ -	$ -	$ -	0.00%
Commodities	**$ 2,895**	**$ 2,401**	**$ 2,804**	**$ 3,153**	**$ 3,764**	**$ 2,409**	**$ 8,420**	**$ 8,420**	**28.61%**
60000 - Office Supplies	$ 843	$ 170	$ 577	$ 430	$ 947	$ 1,500	$ 500	$ 500	300.02%
60050 - Books and Subscriptions	$ 271	$ 507	$ 369	$ 316	$ -	$ 320	$ 347	$ 347	92.31%
60060 - Computer Software- Non Capital	$ -	$ 15	$ -	$ -	$ -	$ -	$ 4,960	$ 4,960	0.00%
60070 - Computer Hardware- Non Capital	$ -	$ -	$ 21	$ -	$ -	$ 589	$ -	$ -	0.00%
60265 - Public Health Commodities - Coronavirus	$ -	$ 22	$ -	$ -	$ -	$ -	$ -	$ -	0.00%
60570 - Office Furniture - Non-Capital	$ -	$ -	$ -	$ -	$ 359	$ -	$ -	$ -	0.00%
64000 - Telephone	$ 1,781	$ 1,687	$ 1,675	$ 1,975	$ 2,026	$ -	$ 2,133	$ 2,133	0.00%
64010 - Cellular Phone	$ -	$ -	$ 161	$ 432	$ 432	$ -	$ 480	$ 480	0.00%
Contingency and Other	**$ -**	**$ -**	**$ -**	**$ -**	**$ -**	**$ -**	**$ -**	**$ -**	**0.00%**
89000 - Addition to Fund Balance	$ -	$ -	$ -	$ -	$ -	$ -	$ -	$ -	0.00%
Contractual Services	**$ 10,177**	**$ 17,852**	**$ 28,056**	**$ 25,927**	**$ 28,610**	**$ 5,804**	**$ 108,644**	**$ 108,644**	**5.34%**
50160 - Legal Services	$ -	$ -	$ 6,009	$ 2,154	$ 1,002	$ 29	$ 50,000	$ 50,000	0.06%
52140 - Repairs and Maint- Copiers	$ 143	$ 200	$ 269	$ 184	$ 218	$ -	$ 286	$ 286	0.00%
53000 - Liability Insurance	$ 3,772	$ 4,699	$ 9,561	$ 11,247	$ 15,552	$ -	$ 16,070	$ 16,070	0.00%
53020 - Unemployment Claims	$ 120	$ 142	$ 132	$ 181	$ 210	$ -	$ 259	$ 259	0.00%
53060 - General Printing	$ 129	$ 237	$ 302	$ 320	$ 132	$ -	$ 352	$ 352	0.00%
53100 - Conferences and Meetings	$ 701	$ 1,466	$ 2,067	$ 676	$ 1,133	$ 1,746	$ 2,014	$ 2,014	86.68%
53110 - Employee Training	$ 4,505	$ 10,155	$ 8,082	$ 10,383	$ 8,926	$ 2,856	$ 14,072	$ 14,072	20.30%
53120 - Employee Mileage Expense	$ 306	$ 552	$ 1,185	$ 332	$ 598	$ 973	$ 1,141	$ 1,141	85.26%
53130 - General Association Dues	$ 500	$ 400	$ 450	$ 450	$ 840	$ 200	$ 450	$ 450	44.44%
55000 - Miscellaneous Contractual Exp	$ -	$ -	$ -	$ -	$ -	$ -	$ 24,000	$ 24,000	0.00%
Personnel Services- Employee Benefits	**$ 89,139**	**$ 86,438**	**$ 107,892**	**$ 119,431**	**$ 129,233**	**$ 50,289**	**$ 149,672**	**$ 149,672**	**33.60%**
45000 - Healthcare Contribution	$ 51,166	$ 52,209	$ 60,537	$ 66,275	$ 67,097	$ 21,035	$ 78,369	$ 78,369	26.84%
45010 - Dental Contribution	$ 1,589	$ 1,589	$ 1,706	$ 1,979	$ 2,594	$ 1,004	$ 2,706	$ 2,706	37.11%
45100 - FICA/SS Contribution	$ 14,194	$ 14,285	$ 22,884	$ 27,125	$ 30,554	$ 15,275	$ 32,964	$ 32,964	46.34%
45200 - IMRF Contribution	$ 16,274	$ 12,684	$ 15,496	$ 16,313	$ 21,734	$ 12,975	$ 28,177	$ 28,177	46.05%
53010 - Workers Compensation	$ 5,916	$ 5,671	$ 7,269	$ 7,739	$ 7,254	$ -	$ 7,456	$ 7,456	0.00%
Personnel Services- Salaries & Wages	**$ 198,517**	**$ 203,240**	**$ 318,247**	**$ 375,731**	**$ 424,052**	**$ 206,366**	**$ 430,810**	**$ 430,810**	**47.90%**

Committee Revenue Expense Budget Report - by Account Detail

Through May 31, 2026 (50.0% YTD, 50.00% Payroll Expense through Pay Period Ending 5/23/2026)

***2021, 2022, 2023, 2024, 2025 and 2026 Actual Fiscal Year**

Department / Fund / Account Classification	2021 Actual Amount*	2022 Actual Amount*	2023 Actual Amount*	2024 Actual Amount*	2025 Actual Amount*	2026 Actual Amount*	2026 Amended Budget	2026 Adopted Budget	2026 YTD% Actual/Amended Budget
40000 - Salaries and Wages	$ 198,517	$ 203,240	$ 318,247	$ 375,731	$ 424,052	$ 206,366	$ 430,810	$ 430,810	47.90%
40002 - Non-Union Wage Increase	$ -	$ -	$ -	$ -	$ -	$ -	$ -	$ -	0.00%
Transfers Out	**$ -**	**$ -**	**$ 12,368**	**$ 11,885**	**$ 14,515**	**$ 15,645**	**$ 15,645**	**$ 15,645**	**100.00%**
99001 - Transfer to General Fund 001	$ -	$ -	$ 12,368	$ 11,885	$ 14,515	$ 15,645	$ 15,645	$ 15,645	100.00%
670 Environmental Management									
001 General Fund									
Revenue	***$ 67,115***	***$ 76,617***	***$ 85,797***	***$ 115,468***	***$ 154,723***	***$ 65,396***	***$ 75,815***	***$ 75,815***	***86.26%***
Reimbursements	**$ 4,875**	**$ 4,775**	**$ 4,950**	**$ 5,225**	**$ 4,978**	**$ 4,975**	**$ 5,000**	**$ 5,000**	**99.50%**
37900 - Miscellaneous Reimbursement	$ 4,875	$ 4,775	$ 4,950	$ 5,225	$ 4,978	$ 4,975	$ 5,000	$ 5,000	99.50%
Charges for Services	**$ 34,576**	**$ 8,250**	**$ 12,050**	**$ 3,500**	**$ 5,000**	**$ 750**	**$ 5,000**	**$ 5,000**	**15.00%**
34730 - Subdivision Approval Fees	$ 1,500	$ 8,250	$ 12,050	$ 3,500	$ 5,000	$ 750	$ 5,000	$ 5,000	15.00%
35385 - Electrical Aggregation Admin Fee	$ 33,076	$ -	$ -	$ -	$ -	$ -	$ -	$ -	0.00%
Transfers In	**$ -**	**$ 27,000**	**$ 27,089**	**$ 27,630**	**$ 28,321**	**$ 33,815**	**$ 33,815**	**$ 33,815**	**100.00%**
39000 - Transfer From Other Funds	$ -	$ -	$ -	$ -	$ -	$ -	$ -	$ -	0.00%

Committee Revenue Expense Budget Report - by Account Detail

Through May 31, 2026 (50.0% YTD, 50.00% Payroll Expense through Pay Period Ending 5/23/2026)

***2021, 2022, 2023, 2024, 2025 and 2026 Actual Fiscal Year**

Department / Fund / Account Classification	2021 Actual Amount*	2022 Actual Amount*	2023 Actual Amount*	2024 Actual Amount*	2025 Actual Amount*	2026 Actual Amount*	2026 Amended Budget	2026 Adopted Budget	2026 YTD% Actual/Amended Budget
39421 - Transfer from Elec Agg Civic Contribution Fund 421	$ -	$ 27,000	$ 27,089	$ 27,630	$ 28,321	$ 33,815	$ 33,815	$ 33,815	100.00%
Grants	**$ -**	**$ -**	**$ -**	**$ -**	**$ -**	**$ -**	**$ -**	**$ -**	**0.00%**
33613 - Natural Hazard Mitigation Grant	$ -	$ -	$ -	$ -	$ -	$ -	$ -	$ -	0.00%
Licenses and Permits	**$ 27,665**	**$ 36,592**	**$ 41,708**	**$ 79,113**	**$ 116,425**	**$ 25,856**	**$ 32,000**	**$ 32,000**	**80.80%**
31310 - Residential Grading Plan Permits	$ 10,075	$ 9,202	$ 13,163	$ 10,935	$ 18,079	$ 300	$ 5,000	$ 5,000	6.00%
31320 - Stormwater Permits	$ 16,590	$ 22,390	$ 28,545	$ 67,178	$ 93,346	$ 23,556	$ 25,000	$ 25,000	94.23%
31360 - Wetland Permits	$ 1,000	$ 5,000	$ -	$ 1,000	$ 5,000	$ 2,000	$ 2,000	$ 2,000	100.00%
Expenses	***$ 494,965***	***$ 549,659***	***$ 623,476***	***$ 656,449***	***$ 726,304***	***$ 330,016***	***$ 687,539***	***$ 667,684***	***48.00%***
Commodities	**$ 735**	**$ 1,707**	**$ 1,312**	**$ 903**	**$ 666**	**$ 587**	**$ 1,200**	**$ 1,200**	**48.90%**
60000 - Office Supplies	$ 35	$ 23	$ 490	$ 45	$ 181	$ 116	$ 400	$ 400	29.09%
60010 - Operating Supplies	$ 126	$ 4	$ 199	$ 250	$ 24	$ 130	$ 100	$ 100	130.26%
60020 - Computer Related Supplies	$ -	$ -	$ -	$ -	$ -	$ -	$ 200	$ 200	0.00%
60060 - Computer Software- Non Capital	$ -	$ 900	$ -	$ -	$ -	$ -	$ -	$ -	0.00%
63040 - Fuel- Vehicles	$ 574	$ 780	$ 624	$ 608	$ 462	$ 340	$ 500	$ 500	68.03%
Contractual Services	**$ 3,895**	**$ 3,130**	**$ 4,121**	**$ 3,266**	**$ 17,930**	**$ 3,333**	**$ 4,650**	**$ 4,650**	**71.67%**
50150 - Contractual/Consulting Services	$ -	$ 252	$ -	$ -	$ 12,948	$ 336	$ -	$ -	0.00%
52140 - Repairs and Maint- Copiers	$ -	$ -	$ -	$ -	$ -	$ -	$ 350	$ 350	0.00%
52160 - Repairs and Maint- Equipment	$ -	$ -	$ -	$ -	$ -	$ -	$ 100	$ 100	0.00%
52230 - Repairs and Maint- Vehicles	$ 510	$ 100	$ 147	$ 143	$ 1,113	$ 20	$ 200	$ 200	10.00%
53070 - Legal Printing	$ 830	$ 234	$ 1,019	$ 145	$ 339	$ -	$ 250	$ 250	0.00%
53100 - Conferences and Meetings	$ 2,379	$ 1,930	$ 2,349	$ 2,927	$ 2,543	$ 2,683	$ 3,000	$ 3,000	89.42%
53110 - Employee Training	$ -	$ -	$ -	$ -	$ 215	$ -	$ 250	$ 250	0.00%
53120 - Employee Mileage Expense	$ -	$ -	$ -	$ -	$ -	$ -	$ 100	$ 100	0.00%
53130 - General Association Dues	$ 176	$ 614	$ 606	$ 50	$ 773	$ 294	$ 400	$ 400	73.50%
Personnel Services- Employee Benefits	**$ 78,977**	**$ 94,828**	**$ 108,393**	**$ 126,050**	**$ -**	**$ -**	**$ 241,345**	**$ 241,345**	**0.00%**
45000 - Healthcare Contribution	$ 77,192	$ 93,082	$ 105,913	$ 122,921	$ -	$ -	$ 139,067	$ 139,067	0.00%
45009 - Healthcare Subsidy	$ -	$ (39)	$ -	$ -	$ -	$ -	$ -	$ -	0.00%
45010 - Dental Contribution	$ 1,785	$ 1,785	$ 2,480	$ 3,129	$ -	$ -	$ 2,982	$ 2,982	0.00%
45100 - FICA/SS Contribution	$ -	$ -	$ -	$ -	$ -	$ -	$ 50,642	$ 50,642	0.00%
45200 - IMRF Contribution	$ -	$ -	$ -	$ -	$ -	$ -	$ 37,199	$ 37,199	0.00%
53010 - Workers Compensation	$ -	$ -	$ -	$ -	$ -	$ -	$ 11,455	$ 11,455	0.00%
Personnel Services- Salaries & Wages	**$ 411,358**	**$ 449,994**	**$ 509,650**	**$ 652,281**	**$ 707,708**	**$ 326,096**	**$ 681,689**	**$ 661,834**	**47.84%**
40000 - Salaries and Wages	$ 411,358	$ 449,994	$ 509,650	$ 652,281	$ 707,708	$ 326,096	$ 681,689	$ 661,834	47.84%
40002 - Non-Union Wage Increase	$ -	$ -	$ -	$ -	$ -	$ -	$ -	$ -	0.00%
40003 - Cost of Living Increase	$ -	$ -	$ -	$ -	$ -	$ -	$ -	$ -	0.00%
40007 - Equity Study Adjustments	$ -	$ -	$ -	$ -	$ -	$ -	$ -	$ -	0.00%
Services	**$ -**	**$ -**	**$ -**	**$ (126,050)**	**$ -**	**$ -**	**$ (241,345)**	**$ (241,345)**	**0.00%**
45005 - Healthcare Contribution Contra Account	$ -	$ -	$ -	$ (122,921)	$ -	$ -	$ (139,067)	$ (139,067)	0.00%
45015 - Dental Insurance Contra Account	$ -	$ -	$ -	$ (3,129)	$ -	$ -	$ (2,982)	$ (2,982)	0.00%
45105 - FICA/SS Contribution Contra Account	$ -	$ -	$ -	$ -	$ -	$ -	$ (50,642)	$ (50,642)	0.00%
45205 - IMRF Contribution Contra Account	$ -	$ -	$ -	$ -	$ -	$ -	$ (37,199)	$ (37,199)	0.00%
53015 - Worker's Comp Contra Account	$ -	$ -	$ -	$ -	$ -	$ -	$ (11,455)	$ (11,455)	0.00%
420 Stormwater Management									

Committee Revenue Expense Budget Report - by Account Detail

Through May 31, 2026 (50.0% YTD, 50.00% Payroll Expense through Pay Period Ending 5/23/2026)

***2021, 2022, 2023, 2024, 2025 and 2026 Actual Fiscal Year**

Department / Fund / Account Classification	2021 Actual Amount*	2022 Actual Amount*	2023 Actual Amount*	2024 Actual Amount*	2025 Actual Amount*	2026 Actual Amount*	2026 Amended Budget	2026 Adopted Budget	2026 YTD% Actual/Amended Budget
Revenue	***$ 11,958***	***$ 271,874***	***$ 70,057***	***$ 312,319***	***$ 751,418***	***$ 498,895***	***$ 691,908***	***$ 691,571***	***72.10%***
Interest Revenue	**$ (42)**	**$ (19,958)**	**$ 67,557**	**$ 82,334**	**$ 105,435**	**$ 29,528**	**$ 55,000**	**$ 55,000**	**53.69%**
38000 - Investment Income	$ (42)	$ (19,958)	$ 67,557	$ 82,334	$ 105,435	$ 29,528	$ 55,000	$ 55,000	53.69%
Other	**$ -**	**$ -**	**$ -**	**$ -**	**$ -**	**$ -**	**$ 636,908**	**$ 636,571**	**0.00%**
39900 - Fund Balance Utilization	$ -	$ -	$ -	$ -	$ -	$ -	$ 636,908	$ 636,571	0.00%
Charges for Services	**$ -**	**$ 287,332**	**$ -**	**$ 198,985**	**$ 645,983**	**$ 469,367**	**$ -**	**$ -**	**0.00%**
34700 - Wetland Fee in Lieu Fees	$ -	$ 287,332	$ -	$ 198,985	$ 645,983	$ 469,367	$ -	$ -	0.00%
Transfers In	**$ 9,000**	**$ -**	**$ -**	**$ 30,000**	**$ -**	**$ -**	**$ -**	**$ -**	**0.00%**
39000 - Transfer From Other Funds	$ 9,000	$ -	$ -	$ -	$ -	$ -	$ -	$ -	0.00%
39001 - Transfer from General Fund 001	$ -	$ -	$ -	$ 30,000	$ -	$ -	$ -	$ -	0.00%
Licenses and Permits	**$ 3,000**	**$ 4,500**	**$ 2,500**	**$ 1,000**	**$ -**	**$ -**	**$ -**	**$ -**	**0.00%**
31360 - Wetland Permits	$ 3,000	$ 4,500	$ 2,500	$ 1,000	$ -	$ -	$ -	$ -	0.00%
Expenses	***$ 12,980***	***$ 24,154***	***$ 77,755***	***$ 19,797***	***$ 278,698***	***$ 22,301***	***$ 691,908***	***$ 691,571***	***3.22%***
Commodities	**$ 256**	**$ -**	**$ 21**	**$ -**	**$ 280**	**$ -**	**$ -**	**$ -**	**0.00%**
60010 - Operating Supplies	$ 256	$ -	$ 21	$ -	$ 280	$ -	$ -	$ -	0.00%
Contingency and Other	**$ -**	**$ -**	**$ -**	**$ -**	**$ -**	**$ -**	**$ -**	**$ -**	**0.00%**
89000 - Addition to Fund Balance	$ -	$ -	$ -	$ -	$ -	$ -	$ -	$ -	0.00%
Contractual Services	**$ 1,249**	**$ 11,965**	**$ 65,336**	**$ 5,579**	**$ 263,605**	**$ 14,857**	**$ 676,566**	**$ 676,566**	**2.20%**
50150 - Contractual/Consulting Services	$ -	$ -	$ 65,000	$ 907	$ 23,604	$ 12,157	$ 75,000	$ 75,000	16.21%
53000 - Liability Insurance	$ 144	$ 179	$ 232	$ 246	$ 368	$ -	$ 361	$ 361	0.00%
53020 - Unemployment Claims	$ 5	$ 6	$ 4	$ 3	$ 5	$ -	$ 5	$ 5	0.00%
53070 - Legal Printing	$ -	$ -	$ -	$ 39	$ -	$ -	$ -	$ -	0.00%
53100 - Conferences and Meetings	$ 1,000	$ -	$ -	$ 4,384	$ 450	$ -	$ 1,000	$ 1,000	0.00%
53130 - General Association Dues	$ 100	$ 100	$ 100	$ -	$ -	$ -	$ 200	$ 200	0.00%
55000 - Miscellaneous Contractual Exp	$ -	$ 11,680	$ -	$ -	$ -	$ -	$ -	$ -	0.00%
55030 - Grant Pass Thru	$ -	$ -	$ -	$ -	$ 239,177	$ 2,700	$ 600,000	$ 600,000	0.45%
Personnel Services- Employee Benefits	**$ 3,933**	**$ 4,213**	**$ 4,200**	**$ 4,418**	**$ 4,751**	**$ 2,335**	**$ 4,947**	**$ 4,905**	**47.20%**
45000 - Healthcare Contribution	$ 2,554	$ 2,955	$ 3,063	$ 3,129	$ 3,364	$ 1,687	$ 3,375	$ 3,375	49.99%
45010 - Dental Contribution	$ 60	$ 60	$ 60	$ 64	$ 65	$ 32	$ 65	$ 65	49.66%
45100 - FICA/SS Contribution	$ 509	$ 521	$ 537	$ 655	$ 672	$ 333	$ 778	$ 755	42.78%
45200 - IMRF Contribution	$ 584	$ 462	$ 364	$ 393	$ 478	$ 283	$ 558	$ 539	50.66%
53010 - Workers Compensation	$ 225	$ 216	$ 176	$ 176	$ 173	$ -	$ 171	$ 171	0.00%
Personnel Services- Salaries & Wages	**$ 7,542**	**$ 7,696**	**$ 7,937**	**$ 9,533**	**$ 9,801**	**$ 4,848**	**$ 10,134**	**$ 9,839**	**47.84%**
40000 - Salaries and Wages	$ 7,542	$ 7,696	$ 7,937	$ 9,533	$ 9,801	$ 4,848	$ 10,134	$ 9,839	47.84%
40002 - Non-Union Wage Increase	$ -	$ -	$ -	$ -	$ -	$ -	$ -	$ -	0.00%
40003 - Cost of Living Increase	$ -	$ -	$ -	$ -	$ -	$ -	$ -	$ -	0.00%
Transfers Out	**$ -**	**$ 279**	**$ 262**	**$ 267**	**$ 261**	**$ 261**	**$ 261**	**$ 261**	**100.00%**
99000 - Transfer To Other Funds	$ -	$ -	$ -	$ -	$ -	$ -	$ -	$ -	0.00%
99001 - Transfer to General Fund 001	$ -	$ 279	$ 262	$ 267	$ 261	$ 261	$ 261	$ 261	100.00%
421 Elec Agg Civic Contribution									
Revenue	***$ 47,655***	***$ 314,939***	***$ 277,340***	***$ 88,950***	***$ 110,590***	***$ 50,782***	***$ 207,494***	***$ 207,494***	***24.47%***

Committee Revenue Expense Budget Report - by Account Detail

Through May 31, 2026 (50.0% YTD, 50.00% Payroll Expense through Pay Period Ending 5/23/2026)

***2021, 2022, 2023, 2024, 2025 and 2026 Actual Fiscal Year**

Department / Fund / Account Classification	2021 Actual Amount*	2022 Actual Amount*	2023 Actual Amount*	2024 Actual Amount*	2025 Actual Amount*	2026 Actual Amount*	2026 Amended Budget	2026 Adopted Budget	2026 YTD% Actual/Amended Budget
Interest Revenue	**$ (79)**	**$ (5,450)**	**$ 14,395**	**$ 28,947**	**$ 30,586**	**$ 7,448**	**$ 12,000**	**$ 12,000**	**62.07%**
38000 - Investment Income	$ (79)	$ (5,450)	$ 14,395	$ 28,947	$ 30,586	$ 7,448	$ 12,000	$ 12,000	62.07%
Other	**$ -**	**$ -**	**$ -**	**$ -**	**$ -**	**$ -**	**$ 115,494**	**$ 115,494**	**0.00%**
39900 - Fund Balance Utilization	$ -	$ -	$ -	$ -	$ -	$ -	$ 115,494	$ 115,494	0.00%
Reimbursements	**$ 47,734**	**$ 320,389**	**$ 262,945**	**$ 60,003**	**$ 80,004**	**$ 43,334**	**$ 80,000**	**$ 80,000**	**54.17%**
35386 - Electrical Aggregation Civic Contribution	$ 47,734	$ 320,389	$ 262,945	$ 60,003	$ 80,004	$ 43,334	$ 80,000	$ 80,000	54.17%
Expenses	***$ -***	***$ 30,896***	***$ 63,358***	***$ 103,421***	***$ 48,321***	***$ 53,815***	***$ 207,494***	***$ 207,494***	***25.94%***
Contingency and Other	**$ -**	**$ -**	**$ -**	**$ -**	**$ -**	**$ -**	**$ 63,679**	**$ 63,679**	**0.00%**
89000 - Addition to Fund Balance	$ -	$ -	$ -	$ -	$ -	$ -	$ 63,679	$ 63,679	0.00%
Contractual Services	**$ -**	**$ 3,896**	**$ 36,269**	**$ 75,791**	**$ 20,000**	**$ 20,000**	**$ 110,000**	**$ 110,000**	**18.18%**
50150 - Contractual/Consulting Services	$ -	$ 3,896	$ 36,269	$ 75,791	$ 20,000	$ 20,000	$ 110,000	$ 110,000	18.18%
Transfers Out	**$ -**	**$ 27,000**	**$ 27,089**	**$ 27,630**	**$ 28,321**	**$ 33,815**	**$ 33,815**	**$ 33,815**	**100.00%**
99000 - Transfer To Other Funds	$ -	$ -	$ -	$ -	$ -	$ -	$ -	$ -	0.00%
99001 - Transfer to General Fund 001	$ -	$ 27,000	$ 27,089	$ 27,630	$ 28,321	$ 33,815	$ 33,815	$ 33,815	100.00%
650 Enterprise Surcharge									
Revenue	***$ 160,595***	***$ 102,134***	***$ 423,887***	***$ 809,779***	***$ 843,386***	***$ 336,950***	***$ 660,247***	***$ 657,538***	***51.03%***
Interest Revenue	**$ 1,800**	**$ (62,612)**	**$ 241,146**	**$ 308,101**	**$ 331,947**	**$ 76,011**	**$ 86,457**	**$ 86,457**	**87.92%**
38000 - Investment Income	$ 1,800	$ (62,612)	$ 241,146	$ 308,101	$ 331,947	$ 76,011	$ 86,457	$ 86,457	87.92%
Other	**$ 1,000**	**$ 250**	**$ 1,156**	**$ 10,934**	**$ 10,863**	**$ -**	**$ 19,838**	**$ 17,129**	**0.00%**
38900 - Miscellaneous Other	$ 1,000	$ 250	$ 1,156	$ 10,934	$ 10,863	$ -	$ -	$ -	0.00%
39900 - Fund Balance Utilization	$ -	$ -	$ -	$ -	$ -	$ -	$ 19,838	$ 17,129	0.00%
Reimbursements	**$ 75,297**	**$ 71,830**	**$ 75,361**	**$ 91,058**	**$ 115,432**	**$ 18,470**	**$ 75,000**	**$ 75,000**	**24.63%**
37270 - House Hazard Waste Reimbursement	$ 75,297	$ 71,830	$ 75,361	$ 91,058	$ 115,432	$ 18,470	$ 75,000	$ 75,000	24.63%
Charges for Services	**$ 11,175**	**$ 31,666**	**$ 19,724**	**$ 34,861**	**$ 33,725**	**$ 22,094**	**$ 28,900**	**$ 28,900**	**76.45%**
34690 - Hauling Fees	$ 10,425	$ 20,575	$ 19,125	$ 33,600	$ 6,950	$ 20,775	$ 18,000	$ 18,000	115.42%
34715 - Franchise Fee	$ -	$ 10,000	$ -	$ -	$ -	$ -	$ 10,400	$ 10,400	0.00%
35405 - Electric Vehicle Charging Station Fee	$ 750	$ 1,091	$ 599	$ 1,261	$ 26,775	$ 1,319	$ 500	$ 500	263.72%
Transfers In	**$ 71,323**	**$ 61,000**	**$ 86,500**	**$ 364,825**	**$ 284,284**	**$ 162,400**	**$ 162,400**	**$ 162,400**	**100.00%**
39000 - Transfer From Other Funds	$ 71,323	$ -	$ -	$ -	$ -	$ -	$ -	$ -	0.00%
39001 - Transfer from General Fund 001	$ -	$ -	$ -	$ 285,000	$ -	$ -	$ -	$ -	0.00%
39120 - Transfer from Grand Victoria Casino Elgin Fund 120	$ -	$ 61,000	$ 86,500	$ 79,825	$ 96,800	$ 162,400	$ 162,400	$ 162,400	100.00%
39355 - Transfer from American Rescue Plan Fund 355	$ -	$ -	$ -	$ -	$ 187,484	$ -	$ -	$ -	0.00%
Grants	**$ -**	**$ -**	**$ -**	**$ -**	**$ 67,136**	**$ 57,975**	**$ 287,652**	**$ 287,652**	**20.15%**
33903 - Grants - Federal Government	$ -	$ -	$ -	$ -	$ 67,136	$ 57,975	$ 287,652	$ 287,652	20.15%
Expenses	***$ 261,810***	***$ 199,658***	***$ 189,315***	***$ 241,221***	***$ 177,709***	***$ 191,259***	***$ 660,247***	***$ 657,538***	***28.97%***
Commodities	**$ 8,397**	**$ 12,211**	**$ 13,341**	**$ 14,593**	**$ 11,877**	**$ 7,310**	**$ 45,349**	**$ 45,349**	**16.12%**
60000 - Office Supplies	$ 250	$ 938	$ 497	$ 397	$ 550	$ 348	$ 600	$ 600	57.94%

Committee Revenue Expense Budget Report - by Account Detail

Through May 31, 2026 (50.0% YTD, 50.00% Payroll Expense through Pay Period Ending 5/23/2026)

***2021, 2022, 2023, 2024, 2025 and 2026 Actual Fiscal Year**

Department / Fund / Account Classification	2021 Actual Amount*	2022 Actual Amount*	2023 Actual Amount*	2024 Actual Amount*	2025 Actual Amount*	2026 Actual Amount*	2026 Amended Budget	2026 Adopted Budget	2026 YTD% Actual/Amended Budget
60010 - Operating Supplies	$ 6,065	$ 8,569	$ 11,314	$ 13,845	$ 10,867	$ 6,956	$ 36,299	$ 36,299	19.16%
60040 - Postage	$ 1,804	$ 2,354	$ 1,241	$ -	$ -	$ -	$ 5,500	$ 5,500	0.00%
60050 - Books and Subscriptions	$ -	$ -	$ -	$ -	$ -	$ -	$ 150	$ 150	0.00%
60265 - Public Health Commodities - Coronavirus	$ -	$ -	$ -	$ -	$ -	$ -	$ -	$ -	0.00%
63040 - Fuel- Vehicles	$ 23	$ 66	$ -	$ 43	$ 157	$ 6	$ 500	$ 500	1.20%
64000 - Telephone	$ 255	$ 283	$ 290	$ 308	$ 303	$ -	$ 2,300	$ 2,300	0.00%
Contingency and Other	**$ -**	**$ -**	**$ -**	**$ -**	**$ -**	**$ -**	**$ 52,239**	**$ 52,239**	**0.00%**
89000 - Addition to Fund Balance	$ -	$ -	$ -	$ -	$ -	$ -	$ 52,239	$ 52,239	0.00%
Contractual Services	**$ 141,421**	**$ 114,667**	**$ 142,632**	**$ 185,655**	**$ 144,074**	**$ 125,993**	**$ 432,398**	**$ 432,398**	**29.14%**
50140 - Engineering Services	$ 3,126	$ 1,300	$ -	$ -	$ 1,584	$ 1,453	$ 15,000	$ 15,000	9.68%
50150 - Contractual/Consulting Services	$ 103,728	$ 82,067	$ 112,642	$ 142,725	$ 111,452	$ 79,969	$ 361,500	$ 361,500	22.12%
50590 - Professional Services	$ 27,227	$ 19,914	$ 24,309	$ 28,066	$ 20,402	$ 30,600	$ 25,000	$ 25,000	122.40%
50650 - Blighted Structure Demolition	$ 210	$ -	$ -	$ -	$ -	$ -	$ -	$ -	0.00%
50660 - Electric Vehicle Services	$ 769	$ 1,540	$ 43	$ 1,500	$ -	$ -	$ 1,000	$ 1,000	0.00%
52230 - Repairs and Maint- Vehicles	$ 90	$ 1,096	$ -	$ 2,411	$ 1,978	$ -	$ 1,000	$ 1,000	0.00%
53000 - Liability Insurance	$ 1,896	$ 1,171	$ 668	$ 667	$ 291	$ -	$ 3,210	$ 3,210	0.00%
53020 - Unemployment Claims	$ 60	$ 36	$ 10	$ 9	$ 4	$ -	$ 53	$ 53	0.00%
53060 - General Printing	$ 3,015	$ 5,288	$ 2,272	$ 6,595	$ 2,324	$ 12,837	$ 20,500	$ 20,500	62.62%
53100 - Conferences and Meetings	$ 150	$ 831	$ 934	$ 1,423	$ 1,875	$ 65	$ 2,125	$ 2,125	3.06%
53120 - Employee Mileage Expense	$ -	$ -	$ -	$ -	$ -	$ -	$ 250	$ 250	0.00%
53130 - General Association Dues	$ 1,148	$ 1,423	$ 1,754	$ 2,259	$ 4,165	$ 1,069	$ 2,760	$ 2,760	38.73%
Personnel Services- Employee Benefits	**$ 29,433**	**$ 19,093**	**$ 9,514**	**$ 10,669**	**$ 7,379**	**$ 17,996**	**$ 40,871**	**$ 40,535**	**44.03%**
45000 - Healthcare Contribution	$ 12,810	$ 10,148	$ 5,995	$ 6,369	$ 5,496	$ 12,837	$ 26,627	$ 26,627	48.21%
45009 - Healthcare Subsidy	$ (80)	$ -	$ -	$ -	$ -	$ -	$ -	$ -	0.00%
45010 - Dental Contribution	$ 666	$ 49	$ 211	$ 231	$ 108	$ 318	$ 654	$ 654	48.59%
45019 - Dental Subsidy	$ (5)	$ -	$ -	$ -	$ -	$ -	$ -	$ -	0.00%
45100 - FICA/SS Contribution	$ 6,190	$ 3,954	$ 1,671	$ 2,223	$ 961	$ 2,616	$ 6,769	$ 6,588	38.64%
45109 - FICA/SS Subsidy	$ (99)	$ -	$ -	$ -	$ -	$ -	$ -	$ -	0.00%
45200 - IMRF Contribution	$ 7,097	$ 3,529	$ 1,130	$ 1,338	$ 679	$ 2,226	$ 5,330	$ 5,175	41.77%
45209 - IMRF Subsidy	$ (121)	$ -	$ -	$ -	$ -	$ -	$ -	$ -	0.00%
53010 - Workers Compensation	$ 2,974	$ 1,413	$ 508	$ 507	$ 136	$ -	$ 1,491	$ 1,491	0.00%
Personnel Services- Salaries & Wages	**$ 82,559**	**$ 51,899**	**$ 21,964**	**$ 29,294**	**$ 13,392**	**$ 38,973**	**$ 88,403**	**$ 86,030**	**44.09%**
40000 - Salaries and Wages	$ 83,935	$ 51,899	$ 21,964	$ 29,294	$ 13,392	$ 38,973	$ 88,403	$ 86,030	44.09%
40002 - Non-Union Wage Increase	$ -	$ -	$ -	$ -	$ -	$ -	$ -	$ -	0.00%
40003 - Cost of Living Increase	$ -	$ -	$ -	$ -	$ -	$ -	$ -	$ -	0.00%
40009 - Salaries and Wages Subsidy	$ (1,376)	$ -	$ -	$ -	$ -	$ -	$ -	$ -	0.00%
Transfers Out	**$ -**	**$ 1,788**	**$ 1,864**	**$ 1,010**	**$ 987**	**$ 987**	**$ 987**	**$ 987**	**100.00%**
99000 - Transfer To Other Funds	$ -	$ -	$ -	$ -	$ -	$ -	$ -	$ -	0.00%
99001 - Transfer to General Fund 001	$ -	$ 1,788	$ 1,864	$ 1,010	$ 987	$ 987	$ 987	$ 987	100.00%

Committee Revenue Expense Budget Report - by Account Detail

Through May 31, 2026 (50.0% YTD, 50.00% Payroll Expense through Pay Period Ending 5/23/2026)

***2021, 2022, 2023, 2024, 2025 and 2026 Actual Fiscal Year**

Department / Fund / Account Classification	2021 Actual Amount*	2022 Actual Amount*	2023 Actual Amount*	2024 Actual Amount*	2025 Actual Amount*	2026 Actual Amount*	2026 Amended Budget	2026 Adopted Budget	2026 YTD% Actual/Amended Budget
651 Enterprise General									
Revenue	***$ (1,929)***	***$ -***	***$ -***	***$ -***	***$ -***	***$ -***	***$ -***	***$ -***	***0.00%***
Interest Revenue	**$ (2,179)**	**$ -**	**$ -**	**$ -**	**$ -**	**$ -**	**$ -**	**$ -**	**0.00%**
38000 - Investment Income	$ (2,179)	$ -	$ -	$ -	$ -	$ -	$ -	$ -	0.00%
Other	**$ 250**	**$ -**	**$ -**	**$ -**	**$ -**	**$ -**	**$ -**	**$ -**	**0.00%**
38900 - Miscellaneous Other	$ 250	$ -	$ -	$ -	$ -	$ -	$ -	$ -	0.00%
39900 - Fund Balance Utilization	$ -	$ -	$ -	$ -	$ -	$ -	$ -	$ -	0.00%
Expenses	***$ 307,464***	***$ -***	***$ -***	***$ -***	***$ -***	***$ -***	***$ -***	***$ -***	***0.00%***
Capital	**$ 13,999**	**$ -**	**$ -**	**$ -**	**$ -**	**$ -**	**$ -**	**$ -**	**0.00%**
72150 - Buildings- North Campus	$ 13,999	$ -	$ -	$ -	$ -	$ -	$ -	$ -	0.00%
Contractual Services	**$ 293,465**	**$ -**	**$ -**	**$ -**	**$ -**	**$ -**	**$ -**	**$ -**	**0.00%**
50150 - Contractual/Consulting Services	$ 293,465	$ -	$ -	$ -	$ -	$ -	$ -	$ -	0.00%
751 Subdivision Review Escrow									
Revenue	***$ -***	***$ (228)***	***$ 673***	***$ 848***	***$ 1,147***	***$ 225***	***$ 1,488***	***$ 1,488***	***15.13%***
Interest Revenue	**$ -**	**$ (228)**	**$ 673**	**$ 848**	**$ 1,147**	**$ 225**	**$ 488**	**$ 488**	**46.12%**
38000 - Investment Income	$ -	$ (228)	$ 673	$ 848	$ 1,147	$ 225	$ 488	$ 488	46.12%
Other	**$ -**	**$ -**	**$ -**	**$ -**	**$ -**	**$ -**	**$ 1,000**	**$ 1,000**	**0.00%**
38538 - Collections	$ -	$ -	$ -	$ -	$ -	$ -	$ 1,000	$ 1,000	0.00%
Expenses	***$ -***	***$ -***	***$ -***	***$ -***	***$ -***	***$ -***	***$ 1,488***	***$ 1,488***	***0.00%***
Contractual Services	**$ -**	**$ -**	**$ -**	**$ -**	**$ -**	**$ -**	**$ 1,488**	**$ 1,488**	**0.00%**
50168 - Distribution	$ -	$ -	$ -	$ -	$ -	$ -	$ 1,488	$ 1,488	0.00%
690 Development									
001 General Fund									
Revenue	***$ 1,918,260***	***$ 1,916,910***	***$ 2,175,002***	***$ 2,050,129***	***$ 1,893,564***	***$ 618,706***	***$ 2,333,050***	***$ 2,333,050***	***26.52%***
Other	**$ 3,550**	**$ 4,050**	**$ 800**	**$ 4,300**	**$ 5,600**	**$ 2,050**	**$ 4,000**	**$ 4,000**	**51.25%**
38900 - Miscellaneous Other	$ 3,550	$ 4,050	$ 800	$ 4,300	$ 5,600	$ 2,050	$ 4,000	$ 4,000	51.25%
Charges for Services	**$ 728,224**	**$ 718,773**	**$ 689,741**	**$ 740,738**	**$ 561,492**	**$ 210,825**	**$ 776,000**	**$ 776,000**	**27.17%**
34710 - Cable Franchise Fees	$ 667,933	$ 693,248	$ 638,701	$ 608,306	$ 482,077	$ 182,725	$ 640,000	$ 640,000	28.55%
34720 - Zoning Fees	$ 25,500	$ 23,325	$ 44,040	$ 52,275	$ 77,515	$ 27,500	$ 60,000	$ 60,000	45.83%
34740 - Development/Planning Srv Fees	$ -	$ -	$ -	$ -	$ -	$ -	$ 100	$ 100	0.00%
34750 - Adjudication Hearing Fees	$ 564	$ 650	$ 1,300	$ 400	$ 1,900	$ 600	$ 600	$ 600	100.00%
35375 - Vacant Dwelling Fees	$ -	$ 150	$ 150	$ -	$ -	$ -	$ 300	$ 300	0.00%
35380 - Coin Opperated Amusement Fee	$ -	$ 1,000	$ 5,550	$ -	$ -	$ -	$ -	$ -	0.00%
35420 - KEEP/C-PACE Admin Fees	$ 34,227	$ 400	$ -	$ 79,757	$ -	$ -	$ 75,000	$ 75,000	0.00%
Fines	**$ -**	**$ 1,100**	**$ -**	**$ -**	**$ -**	**$ -**	**$ 750**	**$ 750**	**0.00%**
36090 - Adjudication Fines	$ -	$ 1,100	$ -	$ -	$ -	$ -	$ 750	$ 750	0.00%
Licenses and Permits	**$ 1,186,486**	**$ 1,192,987**	**$ 1,484,460**	**$ 1,305,091**	**$ 1,326,472**	**$ 405,831**	**$ 1,552,300**	**$ 1,552,300**	**26.14%**
31300 - Building and Inspection Permits	$ 1,185,561	$ 1,190,937	$ 1,482,510	$ 1,302,791	$ 1,324,522	$ 404,331	$ 1,550,000	$ 1,550,000	26.09%
31320 - Stormwater Permits	$ 275	$ -	$ -	$ -	$ -	$ -	$ -	$ -	0.00%
31380 - Publication Permits	$ 250	$ 250	$ 150	$ 300	$ 50	$ -	$ 300	$ 300	0.00%
31410 - Fireworks Permits	$ 400	$ 1,800	$ 1,800	$ 2,000	$ 1,900	$ 1,500	$ 2,000	$ 2,000	75.00%

Committee Revenue Expense Budget Report - by Account Detail

Through May 31, 2026 (50.0% YTD, 50.00% Payroll Expense through Pay Period Ending 5/23/2026)

***2021, 2022, 2023, 2024, 2025 and 2026 Actual Fiscal Year**

Department / Fund / Account Classification	2021 Actual Amount*	2022 Actual Amount*	2023 Actual Amount*	2024 Actual Amount*	2025 Actual Amount*	2026 Actual Amount*	2026 Amended Budget	2026 Adopted Budget	2026 YTD% Actual/Amended Budget
Expenses	***$ 1,125,946***	***$ 1,125,284***	***$ 1,295,698***	***$ 1,300,375***	***$ 1,400,621***	***$ 543,500***	***$ 1,202,461***	***$ 1,173,857***	***45.20%***
Commodities	**$ 40,879**	**$ 20,665**	**$ 54,788**	**$ 59,167**	**$ 69,959**	**$ 6,524**	**$ 78,786**	**$ 78,786**	**8.28%**
60000 - Office Supplies	$ 2,419	$ 4,505	$ 4,081	$ 9,189	$ 4,910	$ 2,471	$ 7,000	$ 7,000	35.30%
60010 - Operating Supplies	$ 5,502	$ 5,859	$ 5,012	$ 3,251	$ 3,316	$ 719	$ 5,000	$ 5,000	14.39%
60020 - Computer Related Supplies	$ 563	$ 248	$ -	$ -	$ -	$ -	$ 1,000	$ 1,000	0.00%
60050 - Books and Subscriptions	$ -	$ -	$ 10	$ -	$ -	$ -	$ 500	$ 500	0.00%
60060 - Computer Software- Non Capital	$ 27,918	$ 297	$ 34,716	$ 35,990	$ 51,777	$ 1,001	$ 52,306	$ 52,306	1.91%
60070 - Computer Hardware- Non Capital	$ -	$ 15	$ -	$ -	$ -	$ -	$ 980	$ 980	0.00%
63040 - Fuel- Vehicles	$ 4,477	$ 9,741	$ 10,968	$ 10,736	$ 9,956	$ 2,333	$ 12,000	$ 12,000	19.44%
Contractual Services	**$ 32,195**	**$ 31,190**	**$ 67,019**	**$ 49,577**	**$ 61,859**	**$ 73,398**	**$ 71,946**	**$ 71,946**	**102.02%**
50150 - Contractual/Consulting Services	$ 13,014	$ 13,146	$ 30,886	$ 18,811	$ 41,013	$ 60,917	$ 50,446	$ 50,446	120.76%
52130 - Repairs and Maint- Computers	$ -	$ -	$ 877	$ 877	$ -	$ -	$ -	$ -	0.00%
52140 - Repairs and Maint- Copiers	$ 515	$ 1,363	$ 1,739	$ 1,739	$ 948	$ 283	$ 1,000	$ 1,000	28.33%
52230 - Repairs and Maint- Vehicles	$ 3,866	$ 2,824	$ 7,562	$ 8,848	$ 4,097	$ 814	$ 5,000	$ 5,000	16.27%
53060 - General Printing	$ -	$ -	$ 429	$ -	$ -	$ 871	$ 1,000	$ 1,000	87.10%
53070 - Legal Printing	$ 6,956	$ 7,069	$ 12,521	$ 9,032	$ 6,136	$ 690	$ 4,000	$ 4,000	17.25%
53100 - Conferences and Meetings	$ 1,990	$ 2,774	$ 8,115	$ 5,939	$ 2,864	$ 4,860	$ 2,000	$ 2,000	243.02%
53110 - Employee Training	$ -	$ -	$ -	$ -	$ -	$ -	$ 500	$ 500	0.00%
53120 - Employee Mileage Expense	$ 256	$ 327	$ 929	$ 309	$ 738	$ 215	$ 1,500	$ 1,500	14.33%

Committee Revenue Expense Budget Report - by Account Detail

Through May 31, 2026 (50.0% YTD, 50.00% Payroll Expense through Pay Period Ending 5/23/2026)

***2021, 2022, 2023, 2024, 2025 and 2026 Actual Fiscal Year**

Department / Fund / Account Classification	2021 Actual Amount*	2022 Actual Amount*	2023 Actual Amount*	2024 Actual Amount*	2025 Actual Amount*	2026 Actual Amount*	2026 Amended Budget	2026 Adopted Budget	2026 YTD% Actual/Amended Budget
53130 - General Association Dues	$ 5,598	$ 3,687	$ 3,961	$ 4,022	$ 6,063	$ 4,748	$ 6,000	$ 6,000	79.14%
55000 - Miscellaneous Contractual Exp	$ -	$ -	$ -	$ -	$ -	$ -	$ 500	$ 500	0.00%
Personnel Services- Employee Benefits	**$ 211,289**	**$ 220,398**	**$ 244,532**	**$ 280,271**	**$ -**	**$ -**	**$ 417,371**	**$ 417,371**	**0.00%**
45000 - Healthcare Contribution	$ 205,098	$ 214,343	$ 238,593	$ 274,216	$ -	$ -	$ 247,902	$ 247,902	0.00%
45010 - Dental Contribution	$ 6,191	$ 6,055	$ 5,938	$ 6,055	$ -	$ -	$ 6,674	$ 6,674	0.00%
45100 - FICA/SS Contribution	$ -	$ -	$ -	$ -	$ -	$ -	$ 78,167	$ 78,167	0.00%
45200 - IMRF Contribution	$ -	$ -	$ -	$ -	$ -	$ -	$ 66,921	$ 66,921	0.00%
53010 - Workers Compensation	$ -	$ -	$ -	$ -	$ -	$ -	$ 17,707	$ 17,707	0.00%
Personnel Services- Salaries & Wages	**$ 841,583**	**$ 853,031**	**$ 929,360**	**$ 1,191,631**	**$ 1,268,803**	**$ 463,578**	**$ 1,051,729**	**$ 1,023,125**	**44.08%**
40000 - Salaries and Wages	$ 837,032	$ 848,365	$ 922,512	$ 1,184,566	$ 1,260,711	$ 460,786	$ 1,051,729	$ 1,023,125	43.81%
40002 - Non-Union Wage Increase	$ -	$ -	$ -	$ -	$ -	$ -	$ -	$ -	0.00%
40003 - Cost of Living Increase	$ -	$ -	$ -	$ -	$ -	$ -	$ -	$ -	0.00%
40005 - New Position Budget Moved to Contingency	$ -	$ -	$ -	$ -	$ -	$ -	$ -	$ -	0.00%
40007 - Equity Study Adjustments	$ -	$ -	$ -	$ -	$ -	$ -	$ -	$ -	0.00%
40200 - Overtime Salaries	$ -	$ 106	$ 67	$ 44	$ 412	$ 32	$ -	$ -	0.00%
40300 - Employee Per Diem	$ 4,551	$ 4,560	$ 6,780	$ 7,020	$ 7,680	$ 2,760	$ -	$ -	0.00%
Services	**$ -**	**$ -**	**$ -**	**$ (280,271)**	**$ -**	**$ -**	**$ (417,371)**	**$ (417,371)**	**0.00%**
45005 - Healthcare Contribution Contra Account	$ -	$ -	$ -	$ (274,216)	$ -	$ -	$ (247,902)	$ (247,902)	0.00%
45015 - Dental Insurance Contra Account	$ -	$ -	$ -	$ (6,055)	$ -	$ -	$ (6,674)	$ (6,674)	0.00%
45105 - FICA/SS Contribution Contra Account	$ -	$ -	$ -	$ -	$ -	$ -	$ (78,167)	$ (78,167)	0.00%
45205 - IMRF Contribution Contra Account	$ -	$ -	$ -	$ -	$ -	$ -	$ (66,921)	$ (66,921)	0.00%
53015 - Worker's Comp Contra Account	$ -	$ -	$ -	$ -	$ -	$ -	$ (17,707)	$ (17,707)	0.00%
400 Economic Development									
Revenue	***$ 80,544***	***$ 57,781***	***$ 161,327***	***$ 1,162,587***	***$ 1,652,924***	***$ 1,895,051***	***$ 2,040,714***	***$ 2,030,534***	***92.86%***
Interest Revenue	**$ 169**	**$ (895)**	**$ 6,684**	**$ 12,917**	**$ 39,715**	**$ 32,855**	**$ 3,531**	**$ 3,531**	**930.48%**
38000 - Investment Income	$ 169	$ (895)	$ 6,684	$ 12,917	$ 39,715	$ 32,855	$ 3,531	$ 3,531	930.48%
Other	**$ -**	**$ -**	**$ -**	**$ -**	**$ -**	**$ -**	**$ 206,808**	**$ 196,628**	**0.00%**
39900 - Fund Balance Utilization	$ -	$ -	$ -	$ -	$ -	$ -	$ 206,808	$ 196,628	0.00%
Reimbursements	**$ -**	**$ -**	**$ -**	**$ 199,307**	**$ 24,920**	**$ 5,940**	**$ -**	**$ -**	**0.00%**
37900 - Miscellaneous Reimbursement	$ -	$ -	$ -	$ 199,307	$ 24,920	$ 5,940	$ -	$ -	0.00%
Transfers In	**$ 80,375**	**$ 58,676**	**$ 94,643**	**$ 780,375**	**$ 1,530,375**	**$ 1,830,375**	**$ 1,830,375**	**$ 1,830,375**	**100.00%**
39000 - Transfer From Other Funds	$ 80,375	$ -	$ -	$ -	$ -	$ -	$ -	$ -	0.00%
39001 - Transfer from General Fund 001	$ -	$ -	$ -	$ 500,000	$ 1,250,000	$ 1,250,000	$ 1,250,000	$ 1,250,000	100.00%
39120 - Transfer from Grand Victoria Casino Elgin Fund 120	$ -	$ 58,676	$ 74,643	$ 280,375	$ 280,375	$ 580,375	$ 580,375	$ 580,375	100.00%
39355 - Transfer from American Rescue Plan Fund 355	$ -	$ -	$ 20,000	$ -	$ -	$ -	$ -	$ -	0.00%
Grants	**$ -**	**$ -**	**$ 60,000**	**$ 169,988**	**$ 57,914**	**$ 25,880**	**$ -**	**$ -**	**0.00%**
32205 - DCEO-RISE Grant	$ -	$ -	$ 60,000	$ 169,988	$ 57,914	$ 25,880	$ -	$ -	0.00%
Expenses	***$ 92,557***	***$ 111,664***	***$ 268,002***	***$ 768,298***	***$ 1,484,982***	***$ 812,035***	***$ 2,040,714***	***$ 2,030,534***	***39.79%***
Commodities	**$ -**	**$ -**	**$ -**	**$ -**	**$ -**	**$ -**	**$ 400**	**$ 400**	**0.00%**
60000 - Office Supplies	$ -	$ -	$ -	$ -	$ -	$ -	$ 100	$ 100	0.00%
60050 - Books and Subscriptions	$ -	$ -	$ -	$ -	$ -	$ -	$ 200	$ 200	0.00%
60290 - Photography Supplies	$ -	$ -	$ -	$ -	$ -	$ -	$ 100	$ 100	0.00%

Committee Revenue Expense Budget Report - by Account Detail

Through May 31, 2026 (50.0% YTD, 50.00% Payroll Expense through Pay Period Ending 5/23/2026)

***2021, 2022, 2023, 2024, 2025 and 2026 Actual Fiscal Year**

Department / Fund / Account Classification	2021 Actual Amount*	2022 Actual Amount*	2023 Actual Amount*	2024 Actual Amount*	2025 Actual Amount*	2026 Actual Amount*	2026 Amended Budget	2026 Adopted Budget	2026 YTD% Actual/Amended Budget
Contingency and Other	**$ -**	**$ -**	**$ -**	**$ -**	**$ -**	**$ -**	**$ -**	**$ -**	**0.00%**
89000 - Addition to Fund Balance	$ -	$ -	$ -	$ -	$ -	$ -	$ -	$ -	0.00%
Contractual Services	**$ 14,847**	**$ 47,428**	**$ 197,272**	**$ 681,807**	**$ 1,387,388**	**$ 616,724**	**$ 1,556,583**	**$ 1,556,583**	**39.62%**
50150 - Contractual/Consulting Services	$ 14,000	$ 45,813	$ 195,041	$ 675,446	$ 1,362,325	$ 613,056	$ 1,527,280	$ 1,527,280	40.14%
53000 - Liability Insurance	$ 821	$ 1,023	$ 1,337	$ 1,337	$ 2,394	$ -	$ 13,272	$ 13,272	0.00%
53020 - Unemployment Claims	$ 26	$ 31	$ 19	$ 19	$ 33	$ -	$ 214	$ 214	0.00%
53060 - General Printing	$ -	$ -	$ -	$ -	$ 94	$ -	$ 500	$ 500	0.00%
53100 - Conferences and Meetings	$ -	$ 561	$ 875	$ 4,826	$ 3,278	$ 3,546	$ 2,000	$ 2,000	177.29%
53120 - Employee Mileage Expense	$ -	$ -	$ -	$ 179	$ -	$ 123	$ 250	$ 250	49.06%
53130 - General Association Dues	$ -	$ -	$ -	$ -	$ -	$ -	$ 6,000	$ 6,000	0.00%
55000 - Miscellaneous Contractual Exp	$ -	$ -	$ -	$ -	$ 19,264	$ -	$ 7,067	$ 7,067	0.00%
Personnel Services- Employee Benefits	**$ 19,511**	**$ 19,795**	**$ 20,576**	**$ 22,073**	**$ 25,837**	**$ 41,765**	**$ 119,003**	**$ 117,738**	**35.10%**
45000 - Healthcare Contribution	$ 11,148	$ 12,288	$ 13,701	$ 13,483	$ 15,322	$ 20,443	$ 59,289	$ 59,289	34.48%
45010 - Dental Contribution	$ 418	$ 418	$ 418	$ 448	$ 476	$ 588	$ 1,850	$ 1,850	31.76%
45100 - FICA/SS Contribution	$ 3,102	$ 3,102	$ 3,241	$ 4,453	$ 5,210	$ 11,200	$ 27,849	$ 27,167	40.22%
45200 - IMRF Contribution	$ 3,556	$ 2,754	$ 2,199	$ 2,672	$ 3,710	$ 9,535	$ 23,856	$ 23,273	39.97%
53010 - Workers Compensation	$ 1,288	$ 1,234	$ 1,017	$ 1,017	$ 1,119	$ -	$ 6,159	$ 6,159	0.00%
Personnel Services- Salaries & Wages	**$ 43,200**	**$ 44,441**	**$ 45,785**	**$ 62,190**	**$ 69,580**	**$ 153,545**	**$ 364,728**	**$ 355,813**	**42.10%**
40000 - Salaries and Wages	$ 43,200	$ 44,441	$ 45,785	$ 62,190	$ 69,580	$ 153,545	$ 364,728	$ 355,813	42.10%
40002 - Non-Union Wage Increase	$ -	$ -	$ -	$ -	$ -	$ -	$ -	$ -	0.00%
Transfers Out	**$ 15,000**	**$ -**	**$ 4,370**	**$ 2,228**	**$ 2,177**	**$ -**	**$ -**	**$ -**	**0.00%**
99000 - Transfer To Other Funds	$ 15,000	$ -	$ -	$ -	$ -	$ -	$ -	$ -	0.00%
99001 - Transfer to General Fund 001	$ -	$ -	$ 4,370	$ 2,228	$ 2,177	$ -	$ -	$ -	0.00%
401 Community Dev Block Program									
Revenue	***$ 2,059,015***	***$ 1,770,923***	***$ 3,132,039***	***$ 1,364,662***	***$ 831,572***	***$ 495,549***	***$ 1,702,201***	***$ 1,694,188***	***29.11%***
Interest Revenue	**$ -**	**$ -**	**$ -**	**$ -**	**$ -**	**$ -**	**$ -**	**$ -**	**0.00%**
38000 - Investment Income	$ -	$ -	$ -	$ -	$ -	$ -	$ -	$ -	0.00%
Other	**$ -**	**$ -**	**$ -**	**$ -**	**$ -**	**$ -**	**$ 8,013**	**$ -**	**0.00%**
38900 - Miscellaneous Other	$ -	$ -	$ -	$ -	$ -	$ -	$ -	$ -	0.00%
39900 - Fund Balance Utilization	$ -	$ -	$ -	$ -	$ -	$ -	$ 8,013	$ -	0.00%
Reimbursements	**$ 671,528**	**$ 501,068**	**$ 280,123**	**$ 633,840**	**$ 140,387**	**$ 60,000**	**$ 427,000**	**$ 427,000**	**14.05%**
37900 - Miscellaneous Reimbursement	$ 671,528	$ 501,068	$ 280,123	$ 633,840	$ 140,387	$ 60,000	$ 427,000	$ 427,000	14.05%
Grants	**$ 1,387,487**	**$ 1,269,856**	**$ 2,851,916**	**$ 730,822**	**$ 691,185**	**$ 435,549**	**$ 1,267,188**	**$ 1,267,188**	**34.37%**
32170 - CDBG Grant	$ 1,387,487	$ 1,269,856	$ 2,851,916	$ 730,822	$ 691,185	$ 435,549	$ 1,267,188	$ 1,267,188	34.37%
Expenses	***$ 1,711,654***	***$ 1,770,923***	***$ 3,133,563***	***$ 1,356,149***	***$ 888,299***	***$ 416,231***	***$ 1,702,201***	***$ 1,694,188***	***24.45%***
Capital	**$ -**	**$ -**	**$ -**	**$ -**	**$ -**	**$ 25,107**	**$ -**	**$ -**	**0.00%**
70080 - Office Furniture	$ -	$ -	$ -	$ -	$ -	$ 25,107	$ -	$ -	0.00%
Commodities	**$ 5,729**	**$ 7,501**	**$ 5,374**	**$ 6,990**	**$ 2,805**	**$ 4,437**	**$ 3,502**	**$ 3,502**	**126.70%**
60000 - Office Supplies	$ 958	$ 428	$ 1,071	$ 1,182	$ 199	$ -	$ 100	$ 100	0.00%
60010 - Operating Supplies	$ -	$ -	$ -	$ -	$ -	$ -	$ -	$ -	0.00%
60040 - Postage	$ 84	$ 4	$ -	$ -	$ 19	$ -	$ 100	$ 100	0.00%

Committee Revenue Expense Budget Report - by Account Detail

Through May 31, 2026 (50.0% YTD, 50.00% Payroll Expense through Pay Period Ending 5/23/2026)

***2021, 2022, 2023, 2024, 2025 and 2026 Actual Fiscal Year**

Department / Fund / Account Classification	2021 Actual Amount*	2022 Actual Amount*	2023 Actual Amount*	2024 Actual Amount*	2025 Actual Amount*	2026 Actual Amount*	2026 Amended Budget	2026 Adopted Budget	2026 YTD% Actual/Amended Budget
60050 - Books and Subscriptions	$ 2,190	$ 4,380	$ 2,255	$ 3,235	$ -	$ 2,255	$ 2,500	$ 2,500	90.20%
60070 - Computer Hardware- Non Capital	$ -	$ -	$ -	$ 1,030	$ 840	$ 2,105	$ -	$ -	0.00%
63000 - Utilities- Natural Gas	$ 120	$ 142	$ 164	$ 79	$ 69	$ -	$ -	$ -	0.00%
63010 - Utilities- Electric	$ 110	$ 76	$ 96	$ 55	$ 47	$ -	$ -	$ -	0.00%
63040 - Fuel- Vehicles	$ 843	$ 1,187	$ 500	$ -	$ -	$ -	$ -	$ -	0.00%
64000 - Telephone	$ 727	$ 753	$ 618	$ 539	$ 681	$ 30	$ -	$ -	0.00%
64010 - Cellular Phone	$ 411	$ 335	$ 416	$ 683	$ 835	$ 47	$ 629	$ 629	7.48%
64020 - Internet	$ 287	$ 197	$ 254	$ 186	$ 116	$ -	$ 173	$ 173	0.00%
Contractual Services	**$ 1,479,669**	**$ 1,615,018**	**$ 2,938,281**	**$ 1,181,408**	**$ 723,712**	**$ 223,399**	**$ 1,253,950**	**$ 1,253,950**	**17.82%**
50150 - Contractual/Consulting Services	$ 625	$ 10,072	$ 3,365	$ -	$ 3,434	$ -	$ 25,000	$ 25,000	0.00%
50340 - Software Licensing Cost	$ 1,211	$ -	$ 23	$ 94	$ -	$ -	$ 514	$ 514	0.00%
50350 - Notary Services	$ -	$ -	$ -	$ 44	$ -	$ -	$ -	$ -	0.00%
50590 - Professional Services	$ 1,605	$ 64	$ 157	$ 79	$ 58	$ -	$ 101	$ 101	0.00%
52010 - Janitorial Services	$ 1,253	$ 893	$ 1,058	$ 754	$ 373	$ -	$ 814	$ 814	0.00%
52110 - Repairs and Maint- Buildings	$ -	$ 178	$ 175	$ 82	$ 57	$ -	$ 231	$ 231	0.00%
52140 - Repairs and Maint- Copiers	$ 131	$ 77	$ 114	$ 71	$ 80	$ -	$ 80	$ 80	0.00%
52180 - Building Space Rental	$ 12,332	$ 7,981	$ 9,044	$ 6,573	$ 2,973	$ -	$ -	$ -	0.00%
52230 - Repairs and Maint- Vehicles	$ 69	$ 443	$ 109	$ 1,069	$ -	$ -	$ 100	$ 100	0.00%
53000 - Liability Insurance	$ 2,777	$ 2,456	$ 3,772	$ 3,412	$ 3,256	$ -	$ 10,877	$ 10,877	0.00%
53020 - Unemployment Claims	$ 88	$ 74	$ 52	$ 55	$ 44	$ -	$ 175	$ 175	0.00%
53070 - Legal Printing	$ 138	$ -	$ 222	$ 35	$ 564	$ 110	$ 300	$ 300	36.80%
53100 - Conferences and Meetings	$ 400	$ 150	$ 662	$ 190	$ 267	$ -	$ 650	$ 650	0.00%
53110 - Employee Training	$ 375	$ 2,272	$ 2,287	$ 5,490	$ 7,919	$ 228	$ 7,500	$ 7,500	3.03%
53120 - Employee Mileage Expense	$ -	$ 37	$ 40	$ -	$ 45	$ -	$ 250	$ 250	0.00%
55000 - Miscellaneous Contractual Exp	$ 1,458,664	$ 1,590,321	$ 2,917,202	$ 1,163,459	$ 704,643	$ 223,061	$ 1,207,358	$ 1,207,358	18.48%
Personnel Services- Employee Benefits	**$ 55,023**	**$ 33,938**	**$ 34,487**	**$ 25,618**	**$ 36,605**	**$ 39,907**	**$ 109,434**	**$ 108,438**	**36.47%**
45000 - Healthcare Contribution	$ 25,982	$ 15,041	$ 15,001	$ 10,506	$ 19,488	$ 22,966	$ 60,011	$ 60,011	38.27%
45010 - Dental Contribution	$ 956	$ 703	$ 594	$ 479	$ 414	$ 343	$ 2,006	$ 2,006	17.10%
45100 - FICA/SS Contribution	$ 11,038	$ 8,038	$ 9,555	$ 8,164	$ 9,087	$ 8,967	$ 22,831	$ 22,294	39.27%
45200 - IMRF Contribution	$ 12,691	$ 7,191	$ 6,532	$ 4,903	$ 6,467	$ 7,631	$ 19,535	$ 19,076	39.06%
53010 - Workers Compensation	$ 4,356	$ 2,964	$ 2,805	$ 1,566	$ 1,149	$ -	$ 5,051	$ 5,051	0.00%
Personnel Services- Salaries & Wages	**$ 149,433**	**$ 107,746**	**$ 129,165**	**$ 109,721**	**$ 122,436**	**$ 123,381**	**$ 298,603**	**$ 291,586**	**41.32%**
40000 - Salaries and Wages	$ 149,433	$ 107,746	$ 129,165	$ 109,721	$ 122,436	$ 123,381	$ 298,603	$ 291,586	41.32%
40002 - Non-Union Wage Increase	$ -	$ -	$ -	$ -	$ -	$ -	$ -	$ -	0.00%
40003 - Cost of Living Increase	$ -	$ -	$ -	$ -	$ -	$ -	$ -	$ -	0.00%
Transfers Out	**$ 21,800**	**$ 6,721**	**$ 26,256**	**$ 32,412**	**$ 2,741**	**$ -**	**$ 36,712**	**$ 36,712**	**0.00%**
99000 - Transfer To Other Funds	$ 21,800	$ -	$ -	$ -	$ -	$ -	$ -	$ -	0.00%
99001 - Transfer to General Fund 001	$ -	$ 6,721	$ 4,456	$ 4,412	$ 2,741	$ -	$ 7,112	$ 7,112	0.00%
99404 - Transfer to Homeless Management Info Systems Fund 404	$ -	$ -	$ 21,800	$ 28,000	$ -	$ -	$ 29,600	$ 29,600	0.00%
402 HOME Program									
Revenue	***$ 515,529***	***$ 1,104,913***	***$ 1,642,263***	***$ 1,446,846***	***$ 1,533,112***	***$ 611,487***	***$ 1,366,243***	***$ 1,363,988***	***44.76%***

Committee Revenue Expense Budget Report - by Account Detail

Through May 31, 2026 (50.0% YTD, 50.00% Payroll Expense through Pay Period Ending 5/23/2026)

***2021, 2022, 2023, 2024, 2025 and 2026 Actual Fiscal Year**

Department / Fund / Account Classification	2021 Actual Amount*	2022 Actual Amount*	2023 Actual Amount*	2024 Actual Amount*	2025 Actual Amount*	2026 Actual Amount*	2026 Amended Budget	2026 Adopted Budget	2026 YTD% Actual/Amended Budget
Interest Revenue	**$ -**	**$ -**	**$ -**	**$ -**	**$ -**	**$ -**	**$ -**	**$ -**	**0.00%**
38000 - Investment Income	$ -	$ -	$ -	$ -	$ -	$ -	$ -	$ -	0.00%
Other	**$ 416,807**	**$ 149,950**	**$ 172,784**	**$ 195,751**	**$ 497,553**	**$ 166,014**	**$ 545,616**	**$ 543,361**	**30.43%**
38900 - Miscellaneous Other	$ 416,807	$ 149,950	$ 172,784	$ 195,751	$ 497,553	$ 166,014	$ 543,361	$ 543,361	30.55%
39900 - Fund Balance Utilization	$ -	$ -	$ -	$ -	$ -	$ -	$ 2,255	$ -	0.00%
Grants	**$ 98,722**	**$ 954,963**	**$ 1,469,479**	**$ 1,251,095**	**$ 1,035,560**	**$ 445,474**	**$ 820,627**	**$ 820,627**	**54.28%**
32160 - HOME Program Grant	$ 98,722	$ 954,963	$ 1,469,479	$ 1,251,095	$ 1,035,560	$ 445,474	$ 820,627	$ 820,627	54.28%
Expenses	***$ 638,002***	***$ 1,104,913***	***$ 1,643,274***	***$ 1,401,331***	***$ 1,591,334***	***$ 468,296***	***$ 1,366,243***	***$ 1,363,988***	***34.28%***
Capital	**$ -**	**$ -**	**$ -**	**$ -**	**$ -**	**$ 25,107**	**$ -**	**$ -**	**0.00%**
70080 - Office Furniture	$ -	$ -	$ -	$ -	$ -	$ 25,107	$ -	$ -	0.00%
Commodities	**$ 427**	**$ 932**	**$ 883**	**$ 609**	**$ 601**	**$ 2,182**	**$ 501**	**$ 501**	**435.55%**
60000 - Office Supplies	$ 50	$ 21	$ 65	$ -	$ -	$ -	$ 50	$ 50	0.00%
60010 - Operating Supplies	$ -	$ -	$ -	$ -	$ -	$ -	$ -	$ -	0.00%
60040 - Postage	$ -	$ 21	$ -	$ -	$ -	$ -	$ 100	$ 100	0.00%
60050 - Books and Subscriptions	$ -	$ -	$ -	$ 80	$ -	$ -	$ -	$ -	0.00%
60070 - Computer Hardware- Non Capital	$ -	$ -	$ -	$ -	$ -	$ 2,105	$ -	$ -	0.00%
63000 - Utilities- Natural Gas	$ 28	$ 92	$ 92	$ 25	$ 17	$ -	$ -	$ -	0.00%
63010 - Utilities- Electric	$ 22	$ 53	$ 53	$ 20	$ 11	$ -	$ -	$ -	0.00%
63040 - Fuel- Vehicles	$ 8	$ -	$ -	$ -	$ -	$ -	$ -	$ -	0.00%
64000 - Telephone	$ 164	$ 367	$ 338	$ 219	$ 253	$ 30	$ -	$ -	0.00%
64010 - Cellular Phone	$ 95	$ 248	$ 192	$ 197	$ 286	$ 47	$ 268	$ 268	17.56%
64020 - Internet	$ 60	$ 129	$ 143	$ 68	$ 33	$ -	$ 83	$ 83	0.00%
Contractual Services	**$ 566,468**	**$ 1,003,747**	**$ 1,549,660**	**$ 1,344,890**	**$ 1,550,329**	**$ 391,371**	**$ 1,242,640**	**$ 1,242,640**	**31.50%**
50150 - Contractual/Consulting Services	$ -	$ -	$ -	$ -	$ 3,433	$ -	$ 50,000	$ 50,000	0.00%
50340 - Software Licensing Cost	$ 191	$ -	$ 11	$ -	$ -	$ -	$ 248	$ 248	0.00%
50590 - Professional Services	$ 450	$ 47	$ 88	$ 28	$ 15	$ -	$ 49	$ 49	0.00%
52010 - Janitorial Services	$ 265	$ 590	$ 594	$ 294	$ 112	$ -	$ 392	$ 392	0.00%
52110 - Repairs and Maint- Buildings	$ -	$ 110	$ 110	$ 26	$ 12	$ -	$ 111	$ 111	0.00%
52140 - Repairs and Maint- Copiers	$ 20	$ 50	$ 65	$ 28	$ 26	$ -	$ 39	$ 39	0.00%
52180 - Building Space Rental	$ 2,556	$ 5,267	$ 5,077	$ 2,345	$ 648	$ -	$ -	$ -	0.00%
52230 - Repairs and Maint- Vehicles	$ -	$ -	$ -	$ -	$ -	$ -	$ -	$ -	0.00%
53000 - Liability Insurance	$ 1,154	$ 1,784	$ 2,087	$ 1,390	$ 831	$ -	$ 3,167	$ 3,167	0.00%
53020 - Unemployment Claims	$ 37	$ 54	$ 29	$ 22	$ 11	$ -	$ 51	$ 51	0.00%
53070 - Legal Printing	$ 84	$ -	$ 169	$ 35	$ 375	$ -	$ 300	$ 300	0.00%
53100 - Conferences and Meetings	$ -	$ 153	$ 716	$ 178	$ 97	$ -	$ 550	$ 550	0.00%
53110 - Employee Training	$ -	$ 1,722	$ 1,737	$ 3,807	$ 3,490	$ 2,757	$ 7,500	$ 7,500	36.76%
53120 - Employee Mileage Expense	$ -	$ 20	$ 39	$ 61	$ 68	$ -	$ -	$ -	0.00%
55000 - Miscellaneous Contractual Exp	$ 561,711	$ 993,951	$ 1,538,939	$ 1,336,675	$ 1,541,211	$ 388,614	$ 1,180,233	$ 1,180,233	32.93%
Personnel Services- Employee Benefits	**$ 14,638**	**$ 20,143**	**$ 18,752**	**$ 9,579**	**$ 8,670**	**$ 13,325**	**$ 33,467**	**$ 33,187**	**39.82%**
45000 - Healthcare Contribution	$ 3,395	$ 6,539	$ 7,973	$ 3,474	$ 4,400	$ 8,390	$ 19,074	$ 19,074	43.99%
45010 - Dental Contribution	$ 292	$ 485	$ 347	$ 197	$ 102	$ 77	$ 612	$ 612	12.54%
45100 - FICA/SS Contribution	$ 4,258	$ 5,813	$ 5,289	$ 3,337	$ 2,314	$ 2,624	$ 6,626	$ 6,475	39.60%
45200 - IMRF Contribution	$ 4,883	$ 5,154	$ 3,604	$ 2,002	$ 1,646	$ 2,235	$ 5,684	$ 5,555	39.31%
53010 - Workers Compensation	$ 1,810	$ 2,153	$ 1,539	$ 569	$ 207	$ -	$ 1,471	$ 1,471	0.00%
Personnel Services- Salaries & Wages	**$ 56,468**	**$ 77,701**	**$ 71,478**	**$ 44,701**	**$ 31,096**	**$ 36,311**	**$ 86,877**	**$ 84,902**	**41.80%**

Committee Revenue Expense Budget Report - by Account Detail

Through May 31, 2026 (50.0% YTD, 50.00% Payroll Expense through Pay Period Ending 5/23/2026)

***2021, 2022, 2023, 2024, 2025 and 2026 Actual Fiscal Year**

Department / Fund / Account Classification	2021 Actual Amount*	2022 Actual Amount*	2023 Actual Amount*	2024 Actual Amount*	2025 Actual Amount*	2026 Actual Amount*	2026 Amended Budget	2026 Adopted Budget	2026 YTD% Actual/Amended Budget
40000 - Salaries and Wages	$ 56,468	$ 77,701	$ 71,478	$ 44,701	$ 31,096	$ 36,311	$ 86,877	$ 84,902	41.80%
40002 - Non-Union Wage Increase	$ -	$ -	$ -	$ -	$ -	$ -	$ -	$ -	0.00%
40003 - Cost of Living Increase	$ -	$ -	$ -	$ -	$ -	$ -	$ -	$ -	0.00%
Transfers Out	**$ -**	**$ 2,390**	**$ 2,501**	**$ 1,552**	**$ 639**	**$ -**	**$ 2,758**	**$ 2,758**	**0.00%**
99000 - Transfer To Other Funds	$ -	$ -	$ -	$ -	$ -	$ -	$ -	$ -	0.00%
99001 - Transfer to General Fund 001	$ -	$ 2,390	$ 2,501	$ 1,552	$ 639	$ -	$ 2,758	$ 2,758	0.00%
403 Unincorporated Stormwater Mgmt									
Revenue	***$ 20,270***	***$ (2,196)***	***$ 29,716***	***$ 63,119***	***$ 42,963***	***$ 8,266***	***$ 39,240***	***$ 39,240***	***21.07%***
Interest Revenue	**$ (33)**	**$ (2,196)**	**$ 8,323**	**$ 13,797**	**$ 15,752**	**$ 4,266**	**$ 5,240**	**$ 5,240**	**81.42%**
38000 - Investment Income	$ (33)	$ (2,196)	$ 8,323	$ 13,797	$ 15,752	$ 4,266	$ 5,240	$ 5,240	81.42%
Other	**$ -**	**$ -**	**$ -**	**$ -**	**$ -**	**$ -**	**$ 30,000**	**$ 30,000**	**0.00%**
39900 - Fund Balance Utilization	$ -	$ -	$ -	$ -	$ -	$ -	$ 30,000	$ 30,000	0.00%
Charges for Services	**$ 20,303**	**$ -**	**$ 17,394**	**$ 45,394**	**$ 23,211**	**$ -**	**$ -**	**$ -**	**0.00%**
34770 - In Lieu of Site Runoff Fees	$ 20,303	$ -	$ 17,394	$ 45,394	$ 23,211	$ -	$ -	$ -	0.00%
Transfers In	**$ -**	**$ -**	**$ 4,000**	**$ 3,928**	**$ 4,000**	**$ 4,000**	**$ 4,000**	**$ 4,000**	**100.00%**
39000 - Transfer From Other Funds	$ -	$ -	$ -	$ -	$ -	$ -	$ -	$ -	0.00%
395314 - Transfer from 45W185 Plank Road SSA SW 54 Fund 5314	$ -	$ -	$ 4,000	$ 3,928	$ 4,000	$ 4,000	$ 4,000	$ 4,000	100.00%
Expenses	***$ -***	***$ 2,920***	***$ -***	***$ -***	***$ -***	***$ -***	***$ 39,240***	***$ 39,240***	***0.00%***
Capital	**$ -**	**$ -**	**$ -**	**$ -**	**$ -**	**$ -**	**$ -**	**$ -**	**0.00%**
74000 - Land	$ -	$ -	$ -	$ -	$ -	$ -	$ -	$ -	0.00%
Contingency and Other	**$ -**	**$ -**	**$ -**	**$ -**	**$ -**	**$ -**	**$ 9,240**	**$ 9,240**	**0.00%**
89000 - Addition to Fund Balance	$ -	$ -	$ -	$ -	$ -	$ -	$ 9,240	$ 9,240	0.00%
Contractual Services	**$ -**	**$ 2,920**	**$ -**	**$ -**	**$ -**	**$ -**	**$ 30,000**	**$ 30,000**	**0.00%**
50150 - Contractual/Consulting Services	$ -	$ 2,920	$ -	$ -	$ -	$ -	$ 30,000	$ 30,000	0.00%
404 Homeless Management Info Systems									
Revenue	***$ 124,741***	***$ 175,288***	***$ 120,062***	***$ 150,518***	***$ 63,242***	***$ -***	***$ -***	***$ -***	***0.00%***
Interest Revenue	**$ -**	**$ -**	**$ -**	**$ -**	**$ -**	**$ -**	**$ -**	**$ -**	**0.00%**
38000 - Investment Income	$ -	$ -	$ -	$ -	$ -	$ -	$ -	$ -	0.00%
Other	**$ 27,633**	**$ 35,998**	**$ 3,204**	**$ 696**	**$ -**	**$ -**	**$ -**	**$ -**	**0.00%**
38900 - Miscellaneous Other	$ 27,633	$ 35,998	$ 3,204	$ 696	$ -	$ -	$ -	$ -	0.00%
39900 - Fund Balance Utilization	$ -	$ -	$ -	$ -	$ -	$ -	$ -	$ -	0.00%
Transfers In	**$ 21,800**	**$ -**	**$ 21,800**	**$ 28,000**	**$ -**	**$ -**	**$ -**	**$ -**	**0.00%**
39000 - Transfer From Other Funds	$ 21,800	$ -	$ -	$ -	$ -	$ -	$ -	$ -	0.00%
39401 - Transfer from Community Development Block Grant Fund 401	$ -	$ -	$ 21,800	$ 28,000	$ -	$ -	$ -	$ -	0.00%
Grants	**$ 75,308**	**$ 139,290**	**$ 95,058**	**$ 121,822**	**$ 63,242**	**$ -**	**$ -**	**$ -**	**0.00%**
32370 - HUD Grant	$ 75,308	$ 139,290	$ 95,058	$ 121,822	$ 63,242	$ -	$ -	$ -	0.00%
Expenses	***$ 110,737***	***$ 139,290***	***$ 158,542***	***$ 167,619***	***$ 91,375***	***$ 9,654***	***$ -***	***$ -***	***0.00%***
Commodities	**$ 2,521**	**$ 759**	**$ 943**	**$ 2,200**	**$ 438**	**$ -**	**$ -**	**$ -**	**0.00%**

Committee Revenue Expense Budget Report - by Account Detail

Through May 31, 2026 (50.0% YTD, 50.00% Payroll Expense through Pay Period Ending 5/23/2026)

***2021, 2022, 2023, 2024, 2025 and 2026 Actual Fiscal Year**

Department / Fund / Account Classification	2021 Actual Amount*	2022 Actual Amount*	2023 Actual Amount*	2024 Actual Amount*	2025 Actual Amount*	2026 Actual Amount*	2026 Amended Budget	2026 Adopted Budget	2026 YTD% Actual/Amended Budget
60000 - Office Supplies	$ 738	$ 20	$ 17	$ -	$ -	$ -	$ -	$ -	0.00%
60010 - Operating Supplies	$ -	$ -	$ -	$ -	$ -	$ -	$ -	$ -	0.00%
60070 - Computer Hardware- Non Capital	$ 1,366	$ -	$ -	$ 1,185	$ -	$ -	$ -	$ -	0.00%
63000 - Utilities- Natural Gas	$ 59	$ 94	$ 106	$ 54	$ 32	$ -	$ -	$ -	0.00%
63010 - Utilities- Electric	$ 34	$ 58	$ 64	$ 48	$ 23	$ -	$ -	$ -	0.00%
64000 - Telephone	$ 225	$ 279	$ 303	$ 289	$ 123	$ -	$ -	$ -	0.00%
64010 - Cellular Phone	$ 2	$ 170	$ 284	$ 472	$ 209	$ -	$ -	$ -	0.00%
64020 - Internet	$ 97	$ 138	$ 168	$ 152	$ 50	$ -	$ -	$ -	0.00%
Contractual Services	**$ 57,170**	**$ 54,198**	**$ 60,858**	**$ 70,293**	**$ 50,873**	**$ 9,654**	**$ -**	**$ -**	**0.00%**
50150 - Contractual/Consulting Services	$ 49,231	$ 46,257	$ 51,790	$ 61,443	$ 20,044	$ 9,654	$ -	$ -	0.00%
50340 - Software Licensing Cost	$ 1,749	$ -	$ 11	$ 154	$ 27,943	$ -	$ -	$ -	0.00%
50590 - Professional Services	$ 424	$ 45	$ 106	$ 67	$ 28	$ -	$ -	$ -	0.00%
52010 - Janitorial Services	$ 391	$ 630	$ 701	$ 653	$ 174	$ -	$ -	$ -	0.00%
52110 - Repairs and Maint- Buildings	$ -	$ 115	$ 117	$ 62	$ 28	$ -	$ -	$ -	0.00%
52140 - Repairs and Maint- Copiers	$ 32	$ 57	$ 82	$ 57	$ 40	$ -	$ -	$ -	0.00%
52180 - Building Space Rental	$ 4,077	$ 5,627	$ 5,989	$ 5,640	$ 1,499	$ -	$ -	$ -	0.00%
53000 - Liability Insurance	$ 1,228	$ 1,424	$ 2,033	$ 2,181	$ 1,104	$ -	$ -	$ -	0.00%
53020 - Unemployment Claims	$ 39	$ 43	$ 28	$ 35	$ 15	$ -	$ -	$ -	0.00%
53070 - Legal Printing	$ -	$ -	$ -	$ -	$ -	$ -	$ -	$ -	0.00%
53100 - Conferences and Meetings	$ -	$ -	$ -	$ -	$ -	$ -	$ -	$ -	0.00%
53110 - Employee Training	$ -	$ -	$ -	$ -	$ -	$ -	$ -	$ -	0.00%
Personnel Services- Employee Benefits	**$ 14,813**	**$ 19,547**	**$ 24,168**	**$ 21,307**	**$ 8,944**	**$ -**	**$ -**	**$ -**	**0.00%**
45000 - Healthcare Contribution	$ 7,008	$ 8,665	$ 13,535	$ 11,066	$ 4,504	$ -	$ -	$ -	0.00%
45010 - Dental Contribution	$ 432	$ 595	$ 633	$ 530	$ 192	$ -	$ -	$ -	0.00%
45100 - FICA/SS Contribution	$ 2,473	$ 4,543	$ 5,016	$ 5,155	$ 2,184	$ -	$ -	$ -	0.00%
45200 - IMRF Contribution	$ 2,975	$ 4,026	$ 3,435	$ 3,092	$ 1,550	$ -	$ -	$ -	0.00%
53010 - Workers Compensation	$ 1,925	$ 1,718	$ 1,550	$ 1,465	$ 515	$ -	$ -	$ -	0.00%
Personnel Services- Salaries & Wages	**$ 36,233**	**$ 62,098**	**$ 69,622**	**$ 70,143**	**$ 29,763**	**$ -**	**$ -**	**$ -**	**0.00%**
40000 - Salaries and Wages	$ 36,233	$ 62,098	$ 69,622	$ 70,143	$ 29,763	$ -	$ -	$ -	0.00%
40002 - Non-Union Wage Increase	$ -	$ -	$ -	$ -	$ -	$ -	$ -	$ -	0.00%
40003 - Cost of Living Increase	$ -	$ -	$ -	$ -	$ -	$ -	$ -	$ -	0.00%
Transfers Out	**$ -**	**$ 2,688**	**$ 2,951**	**$ 3,677**	**$ 1,357**	**$ -**	**$ -**	**$ -**	**0.00%**
99000 - Transfer To Other Funds	$ -	$ -	$ -	$ -	$ -	$ -	$ -	$ -	0.00%
99001 - Transfer to General Fund 001	$ -	$ 2,688	$ 2,951	$ 3,677	$ 1,357	$ -	$ -	$ -	0.00%
405 Cost Share Drainage									
Revenue	***$ 235,209***	***$ 155,976***	***$ 121,207***	***$ 281,349***	***$ 35,756***	***$ 11,948***	***$ 392,519***	***$ 392,519***	***3.04%***
Interest Revenue	**$ 356**	**$ (3,560)**	**$ 15,887**	**$ 20,880**	**$ 29,451**	**$ 6,193**	**$ 13,000**	**$ 13,000**	**47.64%**
38000 - Investment Income	$ 356	$ (3,560)	$ 15,887	$ 20,880	$ 29,451	$ 6,193	$ 13,000	$ 13,000	47.64%
Other	**$ -**	**$ 9,836**	**$ -**	**$ -**	**$ -**	**$ -**	**$ 373,764**	**$ 373,764**	**0.00%**
38900 - Miscellaneous Other	$ -	$ 9,836	$ -	$ -	$ -	$ -	$ -	$ -	0.00%
39900 - Fund Balance Utilization	$ -	$ -	$ -	$ -	$ -	$ -	$ 373,764	$ 373,764	0.00%
Charges for Services	**$ 4,339**	**$ -**	**$ 30,703**	**$ -**	**$ -**	**$ -**	**$ -**	**$ -**	**0.00%**
34760 - Water Resource Cost Share Fees	$ 4,339	$ -	$ 30,703	$ -	$ -	$ -	$ -	$ -	0.00%
Transfers In	**$ 230,513**	**$ 149,700**	**$ 74,617**	**$ 260,469**	**$ 6,305**	**$ 5,755**	**$ 5,755**	**$ 5,755**	**100.00%**

Committee Revenue Expense Budget Report - by Account Detail

Through May 31, 2026 (50.0% YTD, 50.00% Payroll Expense through Pay Period Ending 5/23/2026)

***2021, 2022, 2023, 2024, 2025 and 2026 Actual Fiscal Year**

Department / Fund / Account Classification	2021 Actual Amount*	2022 Actual Amount*	2023 Actual Amount*	2024 Actual Amount*	2025 Actual Amount*	2026 Actual Amount*	2026 Amended Budget	2026 Adopted Budget	2026 YTD% Actual/Amended Budget
39000 - Transfer From Other Funds	$ 230,513	$ -	$ -	$ -	$ -	$ -	$ -	$ -	0.00%
39001 - Transfer from General Fund 001	$ -	$ -	$ -	$ 250,000	$ -	$ -	$ -	$ -	0.00%
39120 - Transfer from Grand Victoria Casino Elgin Fund 120	$ -	$ 149,700	$ 69,403	$ 4,555	$ 4,555	$ 5,055	$ 5,055	$ 5,055	100.00%
39356 - Transfer from Lost Rev Recoup Fund 356	$ -	$ -	$ -	$ -	$ -	$ -	$ -	$ -	0.00%
395304 - Transfer from Wildwood West SBA SW41 Fund 5304	$ -	$ -	$ 665	$ 665	$ -	$ -	$ -	$ -	0.00%
395312 - Transfer from Tamara Dittman SBA SW 50 Fund 5312	$ -	$ -	$ 1,215	$ 1,215	$ 550	$ -	$ -	$ -	0.00%
395313 - Transfer from Church Molitor SSA SA 52 Fund 5313	$ -	$ -	$ 3,334	$ 3,334	$ 500	$ -	$ -	$ -	0.00%
395315 - Transfer from Boyer Road Special Service Area Fund 5315	$ -	$ -	$ -	$ 700	$ 700	$ 700	$ 700	$ 700	100.00%
Expenses	***$ 133,988***	***$ 103,401***	***$ 100,998***	***$ 12,382***	***$ 140,830***	***$ 76,739***	***$ 392,519***	***$ 392,519***	***19.55%***
Capital	**$ 33,452**	**$ 18,584**	**$ 4,943**	**$ -**	**$ -**	**$ -**	**$ -**	**$ -**	**0.00%**
73500 - Other Construction	$ 33,452	$ 18,584	$ 4,943	$ -	$ -	$ -	$ -	$ -	0.00%
Commodities	**$ 100**	**$ 100**	**$ 378**	**$ 251**	**$ 1,315**	**$ 3,907**	**$ 840**	**$ 840**	**465.10%**
60010 - Operating Supplies	$ 100	$ 100	$ 378	$ 251	$ 1,315	$ 77	$ 840	$ 840	9.15%
60580 - Special Purpose Equip - Non-Capital	$ -	$ -	$ -	$ -	$ -	$ 3,830	$ -	$ -	0.00%
Contingency and Other	**$ -**	**$ -**	**$ -**	**$ -**	**$ -**	**$ -**	**$ 13,000**	**$ 13,000**	**0.00%**
89000 - Addition to Fund Balance	$ -	$ -	$ -	$ -	$ -	$ -	$ 13,000	$ 13,000	0.00%
Contractual Services	**$ 100,436**	**$ 84,717**	**$ 72,677**	**$ 12,131**	**$ 139,515**	**$ 71,782**	**$ 377,629**	**$ 377,629**	**19.01%**
50020 - Special Studies	$ 475	$ 1,000	$ 525	$ 525	$ 525	$ -	$ 1,000	$ 1,000	0.00%
50140 - Engineering Services	$ 3,285	$ -	$ -	$ -	$ -	$ 6,615	$ 32,414	$ 32,414	20.41%
50150 - Contractual/Consulting Services	$ 95,266	$ 82,717	$ 70,937	$ 7,954	$ 140,825	$ 58,174	$ 143,000	$ 143,000	40.68%
50590 - Professional Services	$ -	$ -	$ -	$ 2,427	$ (2,300)	$ 5,756	$ 200,000	$ 200,000	2.88%
53130 - General Association Dues	$ 1,410	$ 1,000	$ 1,215	$ 1,225	$ 465	$ 1,238	$ 1,215	$ 1,215	101.85%
Transfers Out	**$ -**	**$ -**	**$ 23,000**	**$ -**	**$ -**	**$ 1,050**	**$ 1,050**	**$ 1,050**	**100.00%**
99120 - Transfer to Grand Victoria Casino Elgin Fund 120	$ -	$ -	$ 23,000	$ -	$ -	$ -	$ -	$ -	0.00%
995312 - Transfer To Tamara Dittman SBA SW 50 Fund 5312	$ -	$ -	$ -	$ -	$ -	$ 550	$ 550	$ 550	100.00%
995313 - Transfer To Church Molitor SSA SA 54 Fund 5313	$ -	$ -	$ -	$ -	$ -	$ 500	$ 500	$ 500	100.00%
406 OCR & Recovery Act Programs									
Revenue	***$ 95,045***	***$ 77,685***	***$ 15,000***	***$ -***	***$ 30,698***	***$ 110,724***	***$ 504,870***	***$ 500,000***	***21.93%***
Interest Revenue	**$ -**	**$ -**	**$ -**	**$ -**	**$ -**	**$ -**	**$ -**	**$ -**	**0.00%**
38000 - Investment Income	$ -	$ -	$ -	$ -	$ -	$ -	$ -	$ -	0.00%
Other	**$ 29,316**	**$ -**	**$ 15,000**	**$ -**	**$ -**	**$ -**	**$ 4,870**	**$ -**	**0.00%**
38900 - Miscellaneous Other	$ 29,316	$ -	$ 15,000	$ -	$ -	$ -	$ -	$ -	0.00%
39900 - Fund Balance Utilization	$ -	$ -	$ -	$ -	$ -	$ -	$ 4,870	$ -	0.00%
Grants	**$ 65,729**	**$ 77,685**	**$ -**	**$ -**	**$ 30,698**	**$ 110,724**	**$ 500,000**	**$ 500,000**	**22.14%**
33665 - NFS Grant	$ 16,351	$ -	$ -	$ -	$ -	$ -	$ -	$ -	0.00%
33897 - St. Charles Housing Trust Fund (Local Grant)	$ 49,378	$ 77,685	$ -	$ -	$ 30,698	$ 110,724	$ 500,000	$ 500,000	22.14%
Expenses	***$ 97,010***	***$ 75,054***	***$ (6,355)***	***$ 43,779***	***$ 82,223***	***$ 50,091***	***$ 504,870***	***$ 500,000***	***9.92%***
Commodities	**$ -**	**$ -**	**$ -**	**$ -**	**$ -**	**$ -**	**$ -**	**$ -**	**0.00%**
60010 - Operating Supplies	$ -	$ -	$ -	$ -	$ -	$ -	$ -	$ -	0.00%
Contractual Services	**$ 77,849**	**$ 77,752**	**$ 14,310**	**$ 29,569**	**$ 72,023**	**$ 28,074**	**$ 500,000**	**$ 500,000**	**5.61%**

Committee Revenue Expense Budget Report - by Account Detail

Through May 31, 2026 (50.0% YTD, 50.00% Payroll Expense through Pay Period Ending 5/23/2026)

***2021, 2022, 2023, 2024, 2025 and 2026 Actual Fiscal Year**

Department / Fund / Account Classification	2021 Actual Amount*	2022 Actual Amount*	2023 Actual Amount*	2024 Actual Amount*	2025 Actual Amount*	2026 Actual Amount*	2026 Amended Budget	2026 Adopted Budget	2026 YTD% Actual/Amended Budget
53000 - Liability Insurance	$ 348	$ 65	$ 47	$ -	$ -	$ -	$ -	$ -	0.00%
53020 - Unemployment Claims	$ 11	$ 2	$ 1	$ -	$ -	$ -	$ -	$ -	0.00%
55000 - Miscellaneous Contractual Exp	$ 77,490	$ 77,685	$ 14,261	$ 29,569	$ 72,023	$ 28,074	$ 500,000	$ 500,000	5.61%
Personnel Services- Employee Benefits	**$ 3,492**	**$ (327)**	**$ (3,763)**	**$ 2,998**	**$ 1,998**	**$ 4,723**	**$ 605**	**$ -**	**780.74%**
45000 - Healthcare Contribution	$ 367	$ -	$ (1,557)	$ 1,557	$ 923	$ 2,159	$ -	$ -	0.00%
45010 - Dental Contribution	$ 55	$ 18	$ (55)	$ 64	$ 41	$ 94	$ -	$ -	0.00%
45100 - FICA/SS Contribution	$ 1,176	$ (171)	$ (1,236)	$ 823	$ 603	$ 1,301	$ 326	$ -	399.09%
45200 - IMRF Contribution	$ 1,349	$ (253)	$ (942)	$ 554	$ 430	$ 1,169	$ 279	$ -	418.99%
53010 - Workers Compensation	$ 545	$ 79	$ 27	$ -	$ -	$ -	$ -	$ -	0.00%
Personnel Services- Salaries & Wages	**$ 15,669**	**$ (2,371)**	**$ (16,901)**	**$ 11,211**	**$ 8,202**	**$ 17,293**	**$ 4,265**	**$ -**	**405.47%**
40000 - Salaries and Wages	$ 15,669	$ (2,371)	$ (16,901)	$ 11,211	$ 8,202	$ 17,293	$ 4,265	$ -	405.47%
40002 - Non-Union Wage Increase	$ -	$ -	$ -	$ -	$ -	$ -	$ -	$ -	0.00%
40003 - Cost of Living Increase	$ -	$ -	$ -	$ -	$ -	$ -	$ -	$ -	0.00%
Transfers Out	**$ -**	**$ -**	**$ -**	**$ -**	**$ -**	**$ -**	**$ -**	**$ -**	**0.00%**
99001 - Transfer to General Fund 001	$ -	$ -	$ -	$ -	$ -	$ -	$ -	$ -	0.00%
407 Quality of Kane Grants									
Revenue	***$ (1)***	***$ (473)***	***$ 2,020***	***$ 23,242***	***$ 3,734***	***$ 946***	***$ 30,870***	***$ 30,870***	***3.07%***
Interest Revenue	**$ (1)**	**$ (473)**	**$ 2,020**	**$ 3,242**	**$ 3,734**	**$ 946**	**$ 1,413**	**$ 1,413**	**66.97%**
38000 - Investment Income	$ (1)	$ (473)	$ 2,020	$ 3,242	$ 3,734	$ 946	$ 1,413	$ 1,413	66.97%
Other	**$ -**	**$ -**	**$ -**	**$ -**	**$ -**	**$ -**	**$ 19,457**	**$ 19,457**	**0.00%**
39900 - Fund Balance Utilization	$ -	$ -	$ -	$ -	$ -	$ -	$ 19,457	$ 19,457	0.00%
Reimbursements	**$ -**	**$ -**	**$ -**	**$ -**	**$ -**	**$ -**	**$ 10,000**	**$ 10,000**	**0.00%**
37900 - Miscellaneous Reimbursement	$ -	$ -	$ -	$ -	$ -	$ -	$ 10,000	$ 10,000	0.00%
Transfers In	**$ -**	**$ -**	**$ -**	**$ 20,000**	**$ -**	**$ -**	**$ -**	**$ -**	**0.00%**
39120 - Transfer from Grand Victoria Casino Elgin Fund 120	$ -	$ -	$ -	$ 20,000	$ -	$ -	$ -	$ -	0.00%
Grants	**$ -**	**$ -**	**$ -**	**$ -**	**$ -**	**$ -**	**$ -**	**$ -**	**0.00%**
33670 - Federal NPS Grant	$ -	$ -	$ -	$ -	$ -	$ -	$ -	$ -	0.00%
Expenses	***$ -***	***$ 7,200***	***$ 1,000***	***$ 472***	***$ -***	***$ -***	***$ 30,870***	***$ 30,870***	***0.00%***
Contractual Services	**$ -**	**$ 7,200**	**$ 1,000**	**$ 472**	**$ -**	**$ -**	**$ 30,870**	**$ 30,870**	**0.00%**
50150 - Contractual/Consulting Services	$ -	$ -	$ -	$ 472	$ -	$ -	$ -	$ -	0.00%
53100 - Conferences and Meetings	$ -	$ 7,200	$ 1,000	$ -	$ -	$ -	$ 30,870	$ 30,870	0.00%
408 Neighborhood Stabilization Progr									
Revenue	***$ -***	***$ -***	***$ 34,680***	***$ -***	***$ -***	***$ -***	***$ 87,166***	***$ 87,166***	***0.00%***
Interest Revenue	**$ -**	**$ -**	**$ -**	**$ -**	**$ -**	**$ -**	**$ -**	**$ -**	**0.00%**
38000 - Investment Income	$ -	$ -	$ -	$ -	$ -	$ -	$ -	$ -	0.00%
Other	**$ -**	**$ -**	**$ -**	**$ -**	**$ -**	**$ -**	**$ 87,166**	**$ 87,166**	**0.00%**
39900 - Fund Balance Utilization	$ -	$ -	$ -	$ -	$ -	$ -	$ 87,166	$ 87,166	0.00%
Reimbursements	**$ -**	**$ -**	**$ 34,680**	**$ -**	**$ -**	**$ -**	**$ -**	**$ -**	**0.00%**
37520 - Grant Reimbursement	$ -	$ -	$ 34,680	$ -	$ -	$ -	$ -	$ -	0.00%
Grants	**$ -**	**$ -**	**$ -**	**$ -**	**$ -**	**$ -**	**$ -**	**$ -**	**0.00%**

Committee Revenue Expense Budget Report - by Account Detail

Through May 31, 2026 (50.0% YTD, 50.00% Payroll Expense through Pay Period Ending 5/23/2026)

***2021, 2022, 2023, 2024, 2025 and 2026 Actual Fiscal Year**

Department / Fund / Account Classification	2021 Actual Amount*	2022 Actual Amount*	2023 Actual Amount*	2024 Actual Amount*	2025 Actual Amount*	2026 Actual Amount*	2026 Amended Budget	2026 Adopted Budget	2026 YTD% Actual/Amended Budget
33580 - Neighborhood Stabilization Grant	$ -	$ -	$ -	$ -	$ -	$ -	$ -	$ -	0.00%
Expenses	***$ 52***	***$ -***	***$ -***	***$ -***	***$ -***	***$ -***	***$ 87,166***	***$ 87,166***	***0.00%***
Contingency and Other	**$ -**	**$ -**	**$ -**	**$ -**	**$ -**	**$ -**	**$ -**	**$ -**	**0.00%**
89000 - Addition to Fund Balance	$ -	$ -	$ -	$ -	$ -	$ -	$ -	$ -	0.00%
Contractual Services	**$ 52**	**$ -**	**$ -**	**$ -**	**$ -**	**$ -**	**$ 87,166**	**$ 87,166**	**0.00%**
55050 - Grant Services	$ 52	$ -	$ -	$ -	$ -	$ -	$ 87,166	$ 87,166	0.00%
409 Continuum of Care Planning Grant									
Revenue	***$ 78,441***	***$ 81,773***	***$ 85,091***	***$ 81,275***	***$ 60,119***	***$ -***	***$ -***	***$ -***	***0.00%***
Interest Revenue	**$ -**	**$ -**	**$ -**	**$ -**	**$ -**	**$ -**	**$ -**	**$ -**	**0.00%**
38000 - Investment Income	$ -	$ -	$ -	$ -	$ -	$ -	$ -	$ -	0.00%
Other	**$ 24,300**	**$ 24,300**	**$ 24,300**	**$ 13,000**	**$ 29,450**	**$ -**	**$ -**	**$ -**	**0.00%**
38900 - Miscellaneous Other	$ 24,300	$ 24,300	$ 24,300	$ 13,000	$ 29,450	$ -	$ -	$ -	0.00%
39900 - Fund Balance Utilization	$ -	$ -	$ -	$ -	$ -	$ -	$ -	$ -	0.00%
Grants	**$ 54,141**	**$ 57,473**	**$ 60,791**	**$ 68,275**	**$ 30,669**	**$ -**	**$ -**	**$ -**	**0.00%**
33585 - COC Planning Grant	$ 54,141	$ 57,473	$ 60,791	$ 68,275	$ 30,669	$ -	$ -	$ -	0.00%

Committee Revenue Expense Budget Report - by Account Detail

Through May 31, 2026 (50.0% YTD, 50.00% Payroll Expense through Pay Period Ending 5/23/2026)

***2021, 2022, 2023, 2024, 2025 and 2026 Actual Fiscal Year**

Department / Fund / Account Classification	2021 Actual Amount*	2022 Actual Amount*	2023 Actual Amount*	2024 Actual Amount*	2025 Actual Amount*	2026 Actual Amount*	2026 Amended Budget	2026 Adopted Budget	2026 YTD% Actual/Amended Budget
Expenses	***$ 75,557***	***$ 86,817***	***$ 89,467***	***$ 93,332***	***$ 91,335***	***$ -***	***$ -***	***$ -***	***0.00%***
Commodities	**$ 353**	**$ 379**	**$ 380**	**$ 576**	**$ 747**	**$ -**	**$ -**	**$ -**	**0.00%**
60000 - Office Supplies	$ 56	$ 11	$ -	$ -	$ -	$ -	$ -	$ -	0.00%
60010 - Operating Supplies	$ -	$ -	$ -	$ -	$ -	$ -	$ -	$ -	0.00%
63000 - Utilities- Natural Gas	$ 35	$ 59	$ 56	$ 27	$ 55	$ -	$ -	$ -	0.00%
63010 - Utilities- Electric	$ 23	$ 34	$ 32	$ 25	$ 40	$ -	$ -	$ -	0.00%
64000 - Telephone	$ 148	$ 162	$ 167	$ 169	$ 211	$ -	$ -	$ -	0.00%
64010 - Cellular Phone	$ 28	$ 28	$ 39	$ 273	$ 353	$ -	$ -	$ -	0.00%
64020 - Internet	$ 63	$ 84	$ 87	$ 81	$ 87	$ -	$ -	$ -	0.00%
Contractual Services	**$ 30,926**	**$ 34,715**	**$ 34,793**	**$ 38,168**	**$ 23,794**	**$ -**	**$ -**	**$ -**	**0.00%**
50150 - Contractual/Consulting Services	$ 27,000	$ 30,000	$ 30,000	$ 33,450	$ 18,900	$ -	$ -	$ -	0.00%
50340 - Software Licensing Cost	$ 106	$ -	$ 10	$ -	$ -	$ -	$ -	$ -	0.00%
50590 - Professional Services	$ 254	$ 28	$ 53	$ 38	$ 46	$ -	$ -	$ -	0.00%
52010 - Janitorial Services	$ 262	$ 375	$ 363	$ 354	$ 286	$ -	$ -	$ -	0.00%
52110 - Repairs and Maint- Buildings	$ -	$ 55	$ 64	$ 48	$ 47	$ -	$ -	$ -	0.00%
52140 - Repairs and Maint- Copiers	$ 18	$ 33	$ 36	$ 40	$ 59	$ -	$ -	$ -	0.00%
52180 - Building Space Rental	$ 2,647	$ 3,344	$ 3,095	$ 2,937	$ 2,612	$ -	$ -	$ -	0.00%
53000 - Liability Insurance	$ 619	$ 855	$ 1,157	$ 1,280	$ 1,819	$ -	$ -	$ -	0.00%
53020 - Unemployment Claims	$ 20	$ 26	$ 16	$ 21	$ 25	$ -	$ -	$ -	0.00%
53070 - Legal Printing	$ -	$ -	$ -	$ -	$ -	$ -	$ -	$ -	0.00%
53100 - Conferences and Meetings	$ -	$ -	$ -	$ -	$ -	$ -	$ -	$ -	0.00%
Personnel Services- Employee Benefits	**$ 11,955**	**$ 12,885**	**$ 13,154**	**$ 11,367**	**$ 15,347**	**$ -**	**$ -**	**$ -**	**0.00%**
45000 - Healthcare Contribution	$ 5,588	$ 6,321	$ 7,071	$ 5,373	$ 7,966	$ -	$ -	$ -	0.00%
45010 - Dental Contribution	$ 312	$ 331	$ 322	$ 238	$ 357	$ -	$ -	$ -	0.00%
45100 - FICA/SS Contribution	$ 2,368	$ 2,753	$ 2,891	$ 3,047	$ 3,613	$ -	$ -	$ -	0.00%
45200 - IMRF Contribution	$ 2,717	$ 2,447	$ 1,990	$ 1,828	$ 2,563	$ -	$ -	$ -	0.00%
53010 - Workers Compensation	$ 970	$ 1,032	$ 879	$ 881	$ 848	$ -	$ -	$ -	0.00%
Personnel Services- Salaries & Wages	**$ 32,323**	**$ 37,494**	**$ 39,617**	**$ 41,152**	**$ 49,025**	**$ -**	**$ -**	**$ -**	**0.00%**
40000 - Salaries and Wages	$ 32,323	$ 37,494	$ 39,617	$ 41,152	$ 49,025	$ -	$ -	$ -	0.00%
40002 - Non-Union Wage Increase	$ -	$ -	$ -	$ -	$ -	$ -	$ -	$ -	0.00%
40003 - Cost of Living Increase	$ -	$ -	$ -	$ -	$ -	$ -	$ -	$ -	0.00%
Transfers Out	**$ -**	**$ 1,344**	**$ 1,524**	**$ 2,070**	**$ 2,422**	**$ -**	**$ -**	**$ -**	**0.00%**
99000 - Transfer To Other Funds	$ -	$ -	$ -	$ -	$ -	$ -	$ -	$ -	0.00%
99001 - Transfer to General Fund 001	$ -	$ 1,344	$ 1,524	$ 2,070	$ 2,422	$ -	$ -	$ -	0.00%
410 Elgin CDBG									
Revenue	***$ 370,109***	***$ 474,950***	***$ 496,630***	***$ 545,772***	***$ 413,969***	***$ -***	***$ -***	***$ -***	***0.00%***
Interest Revenue	**$ -**	**$ -**	**$ -**	**$ -**	**$ -**	**$ -**	**$ -**	**$ -**	**0.00%**
38000 - Investment Income	$ -	$ -	$ -	$ -	$ -	$ -	$ -	$ -	0.00%
Other	**$ -**	**$ -**	**$ -**	**$ -**	**$ -**	**$ -**	**$ -**	**$ -**	**0.00%**
39900 - Fund Balance Utilization	$ -	$ -	$ -	$ -	$ -	$ -	$ -	$ -	0.00%
Grants	**$ 370,109**	**$ 474,950**	**$ 496,630**	**$ 545,772**	**$ 413,969**	**$ -**	**$ -**	**$ -**	**0.00%**
32175 - Elgin CDBG Grant	$ 370,109	$ 474,950	$ 496,630	$ 545,772	$ 413,969	$ -	$ -	$ -	0.00%
Expenses	***$ 368,754***	***$ 475,720***	***$ 496,385***	***$ 545,772***	***$ 417,531***	***$ -***	***$ -***	***$ -***	***0.00%***

Committee Revenue Expense Budget Report - by Account Detail

Through May 31, 2026 (50.0% YTD, 50.00% Payroll Expense through Pay Period Ending 5/23/2026)

***2021, 2022, 2023, 2024, 2025 and 2026 Actual Fiscal Year**

Department / Fund / Account Classification	2021 Actual Amount*	2022 Actual Amount*	2023 Actual Amount*	2024 Actual Amount*	2025 Actual Amount*	2026 Actual Amount*	2026 Amended Budget	2026 Adopted Budget	2026 YTD% Actual/Amended Budget
Commodities	**$ 730**	**$ 736**	**$ 683**	**$ 470**	**$ 295**	**$ -**	**$ -**	**$ -**	**0.00%**
60000 - Office Supplies	$ 84	$ 20	$ 98	$ -	$ -	$ -	$ -	$ -	0.00%
60010 - Operating Supplies	$ -	$ -	$ -	$ -	$ -	$ -	$ -	$ -	0.00%
60040 - Postage	$ -	$ 1	$ -	$ 26	$ -	$ -	$ -	$ -	0.00%
63000 - Utilities- Natural Gas	$ 49	$ 84	$ 52	$ 25	$ 25	$ -	$ -	$ -	0.00%
63010 - Utilities- Electric	$ 36	$ 44	$ 34	$ 18	$ 16	$ -	$ -	$ -	0.00%
63040 - Fuel- Vehicles	$ 17	$ -	$ -	$ -	$ -	$ -	$ -	$ -	0.00%
64000 - Telephone	$ 273	$ 276	$ 225	$ 196	$ 99	$ -	$ -	$ -	0.00%
64010 - Cellular Phone	$ 172	$ 203	$ 191	$ 149	$ 118	$ -	$ -	$ -	0.00%
64020 - Internet	$ 99	$ 108	$ 84	$ 57	$ 37	$ -	$ -	$ -	0.00%
Contractual Services	**$ 276,407**	**$ 390,758**	**$ 427,125**	**$ 491,992**	**$ 379,799**	**$ -**	**$ -**	**$ -**	**0.00%**
50150 - Contractual/Consulting Services	$ -	$ -	$ -	$ -	$ 3,433	$ -	$ -	$ -	0.00%
50340 - Software Licensing Cost	$ 255	$ -	$ 5	$ -	$ -	$ -	$ -	$ -	0.00%
50590 - Professional Services	$ 614	$ 33	$ 51	$ 26	$ 20	$ -	$ -	$ -	0.00%
52010 - Janitorial Services	$ 422	$ 500	$ 348	$ 240	$ 113	$ -	$ -	$ -	0.00%
52110 - Repairs and Maint- Buildings	$ -	$ 100	$ 55	$ 25	$ 18	$ -	$ -	$ -	0.00%
52140 - Repairs and Maint- Copiers	$ 37	$ 42	$ 38	$ 21	$ 15	$ -	$ -	$ -	0.00%
52180 - Building Space Rental	$ 4,251	$ 4,480	$ 2,976	$ 2,082	$ 949	$ -	$ -	$ -	0.00%
52230 - Repairs and Maint- Vehicles	$ -	$ -	$ -	$ -	$ -	$ -	$ -	$ -	0.00%
53000 - Liability Insurance	$ 1,703	$ 1,412	$ 1,562	$ 1,326	$ 1,080	$ -	$ -	$ -	0.00%
53020 - Unemployment Claims	$ 54	$ 43	$ 21	$ 21	$ 15	$ -	$ -	$ -	0.00%
53070 - Legal Printing	$ 194	$ -	$ 102	$ 35	$ 45	$ -	$ -	$ -	0.00%
53100 - Conferences and Meetings	$ -	$ -	$ -	$ -	$ -	$ -	$ -	$ -	0.00%
53120 - Employee Mileage Expense	$ -	$ -	$ 21	$ -	$ -	$ -	$ -	$ -	0.00%
55000 - Miscellaneous Contractual Exp	$ 268,876	$ 384,149	$ 421,947	$ 488,216	$ 374,112	$ -	$ -	$ -	0.00%
Personnel Services- Employee Benefits	**$ 22,076**	**$ 19,811**	**$ 13,624**	**$ 9,327**	**$ 7,347**	**$ -**	**$ -**	**$ -**	**0.00%**
45000 - Healthcare Contribution	$ 7,628	$ 9,142	$ 5,514	$ 3,468	$ 3,297	$ -	$ -	$ -	0.00%
45010 - Dental Contribution	$ 394	$ 406	$ 269	$ 190	$ 103	$ -	$ -	$ -	0.00%
45100 - FICA/SS Contribution	$ 5,294	$ 4,535	$ 3,960	$ 3,181	$ 2,157	$ -	$ -	$ -	0.00%
45200 - IMRF Contribution	$ 6,089	$ 4,025	$ 2,689	$ 1,909	$ 1,534	$ -	$ -	$ -	0.00%
53010 - Workers Compensation	$ 2,671	$ 1,704	$ 1,192	$ 580	$ 256	$ -	$ -	$ -	0.00%
Personnel Services- Salaries & Wages	**$ 69,541**	**$ 61,279**	**$ 53,487**	**$ 42,621**	**$ 29,104**	**$ -**	**$ -**	**$ -**	**0.00%**
40000 - Salaries and Wages	$ 69,541	$ 61,279	$ 53,487	$ 42,621	$ 29,104	$ -	$ -	$ -	0.00%
40002 - Non-Union Wage Increase	$ -	$ -	$ -	$ -	$ -	$ -	$ -	$ -	0.00%
40003 - Cost of Living Increase	$ -	$ -	$ -	$ -	$ -	$ -	$ -	$ -	0.00%
Transfers Out	**$ -**	**$ 3,137**	**$ 1,466**	**$ 1,362**	**$ 985**	**$ -**	**$ -**	**$ -**	**0.00%**
99000 - Transfer To Other Funds	$ -	$ -	$ -	$ -	$ -	$ -	$ -	$ -	0.00%
99001 - Transfer to General Fund 001	$ -	$ 3,137	$ 1,466	$ 1,362	$ 985	$ -	$ -	$ -	0.00%
411 Emergency Rental Assistance									
Revenue	***$ 14,517,290***	***$ 327,508***	***$ 13,125***	***$ 56,117***	***$ 1,688***	***$ 428***	***$ 40,047***	***$ 40,047***	***1.07%***
Interest Revenue	**$ 1,548**	**$ 3,634**	**$ 13,125**	**$ 56,117**	**$ 1,688**	**$ 428**	**$ 8,474**	**$ 8,474**	**5.05%**
38000 - Investment Income	$ 1,548	$ 3,634	$ 13,125	$ 56,117	$ 1,688	$ 428	$ 8,474	$ 8,474	5.05%
Other	**$ -**	**$ -**	**$ -**	**$ -**	**$ -**	**$ -**	**$ 31,573**	**$ 31,573**	**0.00%**
39900 - Fund Balance Utilization	$ -	$ -	$ -	$ -	$ -	$ -	$ 31,573	$ 31,573	0.00%

Committee Revenue Expense Budget Report - by Account Detail

Through May 31, 2026 (50.0% YTD, 50.00% Payroll Expense through Pay Period Ending 5/23/2026)

***2021, 2022, 2023, 2024, 2025 and 2026 Actual Fiscal Year**

Department / Fund / Account Classification	2021 Actual Amount*	2022 Actual Amount*	2023 Actual Amount*	2024 Actual Amount*	2025 Actual Amount*	2026 Actual Amount*	2026 Amended Budget	2026 Adopted Budget	2026 YTD% Actual/Amended Budget
Grants	**$ 14,515,742**	**$ 323,874**	**$ -**	**$ -**	**$ -**	**$ -**	**$ -**	**$ -**	**0.00%**
32905 - Emergency Rental Assistance Grant	$ 14,515,742	$ 323,874	$ -	$ -	$ -	$ -	$ -	$ -	0.00%
Expenses	***$ 14,517,290***	***$ 366,666***	***$ -***	***$ -***	***$ -***	***$ -***	***$ 40,047***	***$ 40,047***	***0.00%***
Commodities	**$ 3,271**	**$ 196**	**$ -**	**$ -**	**$ -**	**$ -**	**$ -**	**$ -**	**0.00%**
60000 - Office Supplies	$ 5	$ 4	$ -	$ -	$ -	$ -	$ -	$ -	0.00%
60040 - Postage	$ 3,045	$ -	$ -	$ -	$ -	$ -	$ -	$ -	0.00%
63000 - Utilities- Natural Gas	$ 12	$ 16	$ -	$ -	$ -	$ -	$ -	$ -	0.00%
63010 - Utilities- Electric	$ 7	$ 9	$ -	$ -	$ -	$ -	$ -	$ -	0.00%
64000 - Telephone	$ 72	$ 74	$ -	$ -	$ -	$ -	$ -	$ -	0.00%
64010 - Cellular Phone	$ 109	$ 71	$ -	$ -	$ -	$ -	$ -	$ -	0.00%
64020 - Internet	$ 21	$ 22	$ -	$ -	$ -	$ -	$ -	$ -	0.00%
Contingency and Other	**$ -**	**$ -**	**$ -**	**$ -**	**$ -**	**$ -**	**$ -**	**$ -**	**0.00%**
89000 - Addition to Fund Balance	$ -	$ -	$ -	$ -	$ -	$ -	$ -	$ -	0.00%
Contractual Services	**$ 14,491,653**	**$ 344,222**	**$ -**	**$ -**	**$ -**	**$ -**	**$ 40,047**	**$ 40,047**	**0.00%**
50130 - Certified Audit Contract	$ -	$ 3,925	$ -	$ -	$ -	$ -	$ -	$ -	0.00%
50340 - Software Licensing Cost	$ -	$ -	$ -	$ -	$ -	$ -	$ -	$ -	0.00%
50590 - Professional Services	$ 109	$ 14,906	$ -	$ -	$ -	$ -	$ -	$ -	0.00%
52010 - Janitorial Services	$ 71	$ 105	$ -	$ -	$ -	$ -	$ -	$ -	0.00%
52110 - Repairs and Maint- Buildings	$ -	$ 25	$ -	$ -	$ -	$ -	$ -	$ -	0.00%
52140 - Repairs and Maint- Copiers	$ 1	$ 7	$ -	$ -	$ -	$ -	$ -	$ -	0.00%
52180 - Building Space Rental	$ 869	$ 944	$ -	$ -	$ -	$ -	$ -	$ -	0.00%
53000 - Liability Insurance	$ -	$ 424	$ -	$ -	$ -	$ -	$ -	$ -	0.00%
53020 - Unemployment Claims	$ -	$ 13	$ -	$ -	$ -	$ -	$ -	$ -	0.00%
53060 - General Printing	$ -	$ -	$ -	$ -	$ -	$ -	$ -	$ -	0.00%
55000 - Miscellaneous Contractual Exp	$ 14,490,603	$ 323,874	$ -	$ -	$ -	$ -	$ 40,047	$ 40,047	0.00%
Personnel Services- Employee Benefits	**$ 3,941**	**$ 3,955**	**$ -**	**$ -**	**$ -**	**$ -**	**$ -**	**$ -**	**0.00%**
45000 - Healthcare Contribution	$ 825	$ 778	$ -	$ -	$ -	$ -	$ -	$ -	0.00%
45010 - Dental Contribution	$ 86	$ 67	$ -	$ -	$ -	$ -	$ -	$ -	0.00%
45100 - FICA/SS Contribution	$ 1,409	$ 1,374	$ -	$ -	$ -	$ -	$ -	$ -	0.00%
45200 - IMRF Contribution	$ 1,621	$ 1,224	$ -	$ -	$ -	$ -	$ -	$ -	0.00%
53010 - Workers Compensation	$ -	$ 512	$ -	$ -	$ -	$ -	$ -	$ -	0.00%
Personnel Services- Salaries & Wages	**$ 18,425**	**$ 18,293**	**$ -**	**$ -**	**$ -**	**$ -**	**$ -**	**$ -**	**0.00%**
40000 - Salaries and Wages	$ 18,425	$ 18,293	$ -	$ -	$ -	$ -	$ -	$ -	0.00%
412 Emergency Rental Assistance #2									
Revenue	***$ 718***	***$ 6,073,599***	***$ 2,845,073***	***$ 1,182,364***	***$ 6,236,248***	***$ 7,149***	***$ 2,554,241***	***$ 2,554,241***	***0.28%***
Interest Revenue	**$ 718**	**$ 35,445**	**$ 139,053**	**$ 404,881**	**$ 224,752**	**$ 7,149**	**$ 85,443**	**$ 85,443**	**8.37%**
38000 - Investment Income	$ 718	$ 35,445	$ 139,053	$ 404,881	$ 224,752	$ 7,149	$ 85,443	$ 85,443	8.37%
Other	**$ -**	**$ -**	**$ -**	**$ -**	**$ -**	**$ -**	**$ 2,468,798**	**$ 2,468,798**	**0.00%**
39900 - Fund Balance Utilization	$ -	$ -	$ -	$ -	$ -	$ -	$ 2,468,798	$ 2,468,798	0.00%
Grants	**$ -**	**$ 6,038,155**	**$ 2,706,020**	**$ 777,482**	**$ 6,011,496**	**$ -**	**$ -**	**$ -**	**0.00%**
32906 - Emergency Assistance Grant #2	$ -	$ 6,038,155	$ 2,706,020	$ 777,482	$ 6,011,496	$ -	$ -	$ -	0.00%

Committee Revenue Expense Budget Report - by Account Detail

Through May 31, 2026 (50.0% YTD, 50.00% Payroll Expense through Pay Period Ending 5/23/2026)

***2021, 2022, 2023, 2024, 2025 and 2026 Actual Fiscal Year**

Department / Fund / Account Classification	2021 Actual Amount*	2022 Actual Amount*	2023 Actual Amount*	2024 Actual Amount*	2025 Actual Amount*	2026 Actual Amount*	2026 Amended Budget	2026 Adopted Budget	2026 YTD% Actual/Amended Budget
Expenses	***$ -***	***$ 6,038,155***	***$ 2,706,020***	***$ 778,054***	***$ 6,082,847***	***$ 28,348***	***$ 2,554,241***	***$ 2,554,241***	***1.11%***
Commodities	**$ -**	**$ 814**	**$ 4,956**	**$ 10,245**	**$ 1,523**	**$ 576**	**$ -**	**$ -**	**0.00%**
60000 - Office Supplies	$ -	$ 752	$ 379	$ -	$ -	$ -	$ -	$ -	0.00%
60040 - Postage	$ -	$ -	$ -	$ -	$ 33	$ -	$ -	$ -	0.00%
60050 - Books and Subscriptions	$ -	$ -	$ 2,500	$ 5,833	$ -	$ -	$ -	$ -	0.00%
60070 - Computer Hardware- Non Capital	$ -	$ -	$ 749	$ 1,030	$ -	$ -	$ -	$ -	0.00%
63000 - Utilities- Natural Gas	$ -	$ 5	$ 72	$ 147	$ 102	$ -	$ -	$ -	0.00%
63010 - Utilities- Electric	$ -	$ 4	$ 88	$ 126	$ 74	$ -	$ -	$ -	0.00%
63040 - Fuel- Vehicles	$ -	$ -	$ 27	$ 545	$ 131	$ -	$ -	$ -	0.00%
64000 - Telephone	$ -	$ 22	$ 444	$ 913	$ 412	$ 223	$ -	$ -	0.00%
64010 - Cellular Phone	$ -	$ 24	$ 509	$ 1,247	$ 614	$ 353	$ -	$ -	0.00%
64020 - Internet	$ -	$ 8	$ 189	$ 404	$ 157	$ -	$ -	$ -	0.00%
Contingency and Other	**$ -**	**$ -**	**$ -**	**$ -**	**$ -**	**$ -**	**$ -**	**$ -**	**0.00%**
89000 - Addition to Fund Balance	$ -	$ -	$ -	$ -	$ -	$ -	$ -	$ -	0.00%
Contractual Services	**$ -**	**$ 6,030,709**	**$ 2,571,586**	**$ 509,077**	**$ 5,873,872**	**$ 27,771**	**$ 2,551,338**	**$ 2,551,338**	**1.09%**
50150 - Contractual/Consulting Services	$ -	$ -	$ -	$ -	$ -	$ -	$ -	$ -	0.00%
50340 - Software Licensing Cost	$ -	$ -	$ 980	$ -	$ -	$ -	$ -	$ -	0.00%
50590 - Professional Services	$ -	$ 3	$ 661	$ 2,042	$ 64,389	$ 25,971	$ -	$ -	0.00%
52010 - Janitorial Services	$ -	$ 31	$ 804	$ 1,764	$ 532	$ -	$ -	$ -	0.00%
52110 - Repairs and Maint- Buildings	$ -	$ -	$ 167	$ 175	$ 85	$ -	$ -	$ -	0.00%
52140 - Repairs and Maint- Copiers	$ -	$ 6	$ 105	$ 160	$ 108	$ -	$ -	$ -	0.00%
52180 - Building Space Rental	$ -	$ 277	$ 6,733	$ 15,108	$ 4,763	$ -	$ -	$ -	0.00%
52230 - Repairs and Maint- Vehicles	$ -	$ -	$ -	$ 2,425	$ 657	$ -	$ -	$ -	0.00%
53000 - Liability Insurance	$ -	$ 117	$ 2,906	$ 6,033	$ 5,762	$ -	$ -	$ -	0.00%
53020 - Unemployment Claims	$ -	$ 4	$ 40	$ 97	$ 78	$ -	$ -	$ -	0.00%
53060 - General Printing	$ -	$ 3,407	$ -	$ -	$ -	$ -	$ -	$ -	0.00%
53110 - Employee Training	$ -	$ -	$ -	$ 763	$ -	$ -	$ -	$ -	0.00%
53120 - Employee Mileage Expense	$ -	$ -	$ 1,040	$ 1,373	$ 646	$ -	$ -	$ -	0.00%
55000 - Miscellaneous Contractual Exp	$ -	$ 6,026,864	$ 2,558,150	$ 479,137	$ 5,796,851	$ 1,800	$ 2,551,338	$ 2,551,338	0.07%
Personnel Services- Employee Benefits	**$ -**	**$ 1,076**	**$ 26,671**	**$ 54,859**	**$ 47,843**	**$ -**	**$ -**	**$ -**	**0.00%**
45000 - Healthcare Contribution	$ -	$ 132	$ 11,609	$ 27,465	$ 25,390	$ -	$ -	$ -	0.00%
45010 - Dental Contribution	$ -	$ 22	$ 638	$ 1,146	$ 638	$ -	$ -	$ -	0.00%
45100 - FICA/SS Contribution	$ -	$ 415	$ 7,294	$ 14,282	$ 11,371	$ -	$ -	$ -	0.00%
45200 - IMRF Contribution	$ -	$ 365	$ 4,938	$ 8,582	$ 8,083	$ -	$ -	$ -	0.00%
53010 - Workers Compensation	$ -	$ 142	$ 2,192	$ 3,385	$ 2,361	$ -	$ -	$ -	0.00%
Personnel Services- Salaries & Wages	**$ -**	**$ 5,555**	**$ 99,505**	**$ 193,985**	**$ 155,299**	**$ -**	**$ -**	**$ -**	**0.00%**
40000 - Salaries and Wages	$ -	$ 5,555	$ 99,505	$ 193,985	$ 155,299	$ -	$ -	$ -	0.00%
40003 - Cost of Living Increase	$ -	$ -	$ -	$ -	$ -	$ -	$ -	$ -	0.00%
Transfers Out	**$ -**	**$ -**	**$ 3,303**	**$ 9,887**	**$ 4,311**	**$ -**	**$ 2,903**	**$ 2,903**	**0.00%**
99001 - Transfer to General Fund 001	$ -	$ -	$ 3,303	$ 9,887	$ 4,311	$ -	$ 2,903	$ 2,903	0.00%

Committee Revenue Expense Budget Report - by Account Detail

Through May 31, 2026 (50.0% YTD, 50.00% Payroll Expense through Pay Period Ending 5/23/2026)

***2021, 2022, 2023, 2024, 2025 and 2026 Actual Fiscal Year**

Department / Fund / Account Classification	2021 Actual Amount*	2022 Actual Amount*	2023 Actual Amount*	2024 Actual Amount*	2025 Actual Amount*	2026 Actual Amount*	2026 Amended Budget	2026 Adopted Budget	2026 YTD% Actual/Amended Budget
413 CDBG-CV									
Revenue	***$ -***	***$ 925,624***	***$ 711,792***	***$ 117,599***	***$ -***	***$ -***	***$ 562,103***	***$ 562,103***	***0.00%***
Interest Revenue	**$ -**	**$ -**	**$ -**	**$ -**	**$ -**	**$ -**	**$ -**	**$ -**	**0.00%**
38000 - Investment Income	$ -	$ -	$ -	$ -	$ -	$ -	$ -	$ -	0.00%
Other	**$ -**	**$ -**	**$ -**	**$ -**	**$ -**	**$ -**	**$ -**	**$ -**	**0.00%**
39900 - Fund Balance Utilization	$ -	$ -	$ -	$ -	$ -	$ -	$ -	$ -	0.00%
Grants	**$ -**	**$ 925,624**	**$ 711,792**	**$ 117,599**	**$ -**	**$ -**	**$ 562,103**	**$ 562,103**	**0.00%**
32176 - CDBG-CV Grant (Covid)	$ -	$ 925,624	$ 711,792	$ 117,599	$ -	$ -	$ 562,103	$ 562,103	0.00%
Expenses	***$ -***	***$ 925,624***	***$ 711,814***	***$ 117,599***	***$ -***	***$ -***	***$ 562,103***	***$ 562,103***	***0.00%***
Commodities	**$ -**	**$ 23**	**$ 314**	**$ 628**	**$ -**	**$ -**	**$ 287**	**$ 287**	**0.00%**
60000 - Office Supplies	$ -	$ 0	$ -	$ -	$ -	$ -	$ -	$ -	0.00%
63000 - Utilities- Natural Gas	$ -	$ 2	$ 18	$ 39	$ -	$ -	$ 17	$ 17	0.00%
63010 - Utilities- Electric	$ -	$ 0	$ 23	$ 28	$ -	$ -	$ 13	$ 13	0.00%
64000 - Telephone	$ -	$ 8	$ 91	$ 185	$ -	$ -	$ 93	$ 93	0.00%
64010 - Cellular Phone	$ -	$ 10	$ 136	$ 274	$ -	$ -	$ 132	$ 132	0.00%
64020 - Internet	$ -	$ 2	$ 47	$ 102	$ -	$ -	$ 32	$ 32	0.00%
Contractual Services	**$ -**	**$ 923,577**	**$ 683,914**	**$ 78,118**	**$ -**	**$ -**	**$ 560,655**	**$ 560,655**	**0.00%**
50340 - Software Licensing Cost	$ -	$ -	$ -	$ -	$ -	$ -	$ 95	$ 95	0.00%
50590 - Professional Services	$ -	$ 1	$ 28	$ 35	$ -	$ -	$ 19	$ 19	0.00%
52010 - Janitorial Services	$ -	$ 9	$ 200	$ 353	$ -	$ -	$ 151	$ 151	0.00%
52110 - Repairs and Maint- Buildings	$ -	$ 3	$ 61	$ 30	$ -	$ -	$ 43	$ 43	0.00%
52140 - Repairs and Maint- Copiers	$ -	$ 1	$ 23	$ 23	$ -	$ -	$ 15	$ 15	0.00%
52180 - Building Space Rental	$ -	$ 78	$ 1,674	$ 3,069	$ -	$ -	$ 1,158	$ 1,158	0.00%
53000 - Liability Insurance	$ -	$ 38	$ 588	$ 881	$ -	$ -	$ 687	$ 687	0.00%
53020 - Unemployment Claims	$ -	$ 1	$ 8	$ 14	$ -	$ -	$ 9	$ 9	0.00%
55000 - Miscellaneous Contractual Exp	$ -	$ 923,445	$ 681,331	$ 73,713	$ -	$ -	$ 558,478	$ 558,478	0.00%
Personnel Services- Employee Benefits	**$ -**	**$ 377**	**$ 6,618**	**$ 8,438**	**$ -**	**$ -**	**$ -**	**$ -**	**0.00%**
45000 - Healthcare Contribution	$ -	$ 93	$ 3,629	$ 4,454	$ -	$ -	$ -	$ -	0.00%
45010 - Dental Contribution	$ -	$ 11	$ 102	$ 142	$ -	$ -	$ -	$ -	0.00%
45100 - FICA/SS Contribution	$ -	$ 121	$ 1,473	$ 2,085	$ -	$ -	$ -	$ -	0.00%
45200 - IMRF Contribution	$ -	$ 107	$ 993	$ 1,255	$ -	$ -	$ -	$ -	0.00%
53010 - Workers Compensation	$ -	$ 46	$ 421	$ 502	$ -	$ -	$ -	$ -	0.00%
Personnel Services- Salaries & Wages	**$ -**	**$ 1,648**	**$ 20,148**	**$ 28,318**	**$ -**	**$ -**	**$ -**	**$ -**	**0.00%**
40000 - Salaries and Wages	$ -	$ 1,648	$ 20,148	$ 28,318	$ -	$ -	$ -	$ -	0.00%
40002 - Non-Union Wage Increase	$ -	$ -	$ -	$ -	$ -	$ -	$ -	$ -	0.00%
40003 - Cost of Living Increase	$ -	$ -	$ -	$ -	$ -	$ -	$ -	$ -	0.00%
Transfers Out	**$ -**	**$ -**	**$ 821**	**$ 2,097**	**$ -**	**$ -**	**$ 1,161**	**$ 1,161**	**0.00%**
99001 - Transfer to General Fund 001	$ -	$ -	$ 821	$ 2,097	$ -	$ -	$ 1,161	$ 1,161	0.00%
414 Home - ARP									
Revenue	***$ 625***	***$ 4,371***	***$ 175,428***	***$ 392,932***	***$ 564,128***	***$ 420,572***	***$ 6,790***	***$ -***	***6,193.99%***
Interest Revenue	**$ -**	**$ -**	**$ -**	**$ -**	**$ -**	**$ -**	**$ -**	**$ -**	**0.00%**
38000 - Investment Income	$ -	$ -	$ -	$ -	$ -	$ -	$ -	$ -	0.00%
Other	**$ -**	**$ -**	**$ 1,594**	**$ -**	**$ -**	**$ -**	**$ 6,790**	**$ -**	**0.00%**
38900 - Miscellaneous Other	$ -	$ -	$ 1,594	$ -	$ -	$ -	$ -	$ -	0.00%
39900 - Fund Balance Utilization	$ -	$ -	$ -	$ -	$ -	$ -	$ 6,790	$ -	0.00%
Grants	**$ 625**	**$ 4,371**	**$ 173,835**	**$ 392,932**	**$ 564,128**	**$ 420,572**	**$ -**	**$ -**	**0.00%**

Committee Revenue Expense Budget Report - by Account Detail

Through May 31, 2026 (50.0% YTD, 50.00% Payroll Expense through Pay Period Ending 5/23/2026)

***2021, 2022, 2023, 2024, 2025 and 2026 Actual Fiscal Year**

Department / Fund / Account Classification	2021 Actual Amount*	2022 Actual Amount*	2023 Actual Amount*	2024 Actual Amount*	2025 Actual Amount*	2026 Actual Amount*	2026 Amended Budget	2026 Adopted Budget	2026 YTD% Actual/Amended Budget
33635 - HOME - ARP Grant	$ 625	$ 4,371	$ 173,835	$ 392,932	$ 564,128	$ 420,572	$ -	$ -	0.00%
Expenses	***$ -***	***$ 3,746***	***$ 176,679***	***$ 392,932***	***$ 683,471***	***$ 86,172***	***$ 6,790***	***$ -***	***1,269.10%***
Commodities	**$ -**	**$ 41**	**$ 832**	**$ 3,458**	**$ 7,145**	**$ 316**	**$ -**	**$ -**	**0.00%**
60000 - Office Supplies	$ -	$ 1	$ 4	$ 50	$ -	$ -	$ -	$ -	0.00%
60050 - Books and Subscriptions	$ -	$ -	$ -	$ -	$ 3,500	$ -	$ -	$ -	0.00%
60070 - Computer Hardware- Non Capital	$ -	$ -	$ -	$ 1,030	$ -	$ -	$ -	$ -	0.00%
63000 - Utilities- Natural Gas	$ -	$ 3	$ 34	$ 99	$ 144	$ -	$ -	$ -	0.00%
63010 - Utilities- Electric	$ -	$ 2	$ 50	$ 80	$ 98	$ -	$ -	$ -	0.00%
63040 - Fuel- Vehicles	$ -	$ -	$ 73	$ 555	$ 569	$ -	$ -	$ -	0.00%
64000 - Telephone	$ -	$ 15	$ 215	$ 514	$ 1,132	$ 120	$ -	$ -	0.00%
64010 - Cellular Phone	$ -	$ 18	$ 337	$ 866	$ 1,373	$ 196	$ -	$ -	0.00%
64020 - Internet	$ -	$ 3	$ 120	$ 265	$ 329	$ -	$ -	$ -	0.00%
Contractual Services	**$ -**	**$ 206**	**$ 111,838**	**$ 234,299**	**$ 434,102**	**$ -**	**$ -**	**$ -**	**0.00%**
50150 - Contractual/Consulting Services	$ -	$ -	$ -	$ -	$ -	$ -	$ -	$ -	0.00%
50340 - Software Licensing Cost	$ -	$ -	$ 1	$ -	$ -	$ -	$ -	$ -	0.00%
50590 - Professional Services	$ -	$ 0	$ 1,708	$ 1,980	$ 399	$ -	$ -	$ -	0.00%
52010 - Janitorial Services	$ -	$ 13	$ 512	$ 1,183	$ 991	$ -	$ -	$ -	0.00%
52110 - Repairs and Maint- Buildings	$ -	$ 3	$ 88	$ 111	$ 122	$ -	$ -	$ -	0.00%
52140 - Repairs and Maint- Copiers	$ -	$ 1	$ 59	$ 109	$ 190	$ -	$ -	$ -	0.00%
52180 - Building Space Rental	$ -	$ 117	$ 4,267	$ 9,634	$ 8,372	$ -	$ -	$ -	0.00%
52230 - Repairs and Maint- Vehicles	$ -	$ -	$ -	$ 2,425	$ 724	$ -	$ -	$ -	0.00%
53000 - Liability Insurance	$ -	$ 69	$ 1,353	$ 3,575	$ 4,091	$ -	$ -	$ -	0.00%
53020 - Unemployment Claims	$ -	$ 2	$ 19	$ 57	$ 55	$ -	$ -	$ -	0.00%
53070 - Legal Printing	$ -	$ -	$ 110	$ -	$ -	$ -	$ -	$ -	0.00%
53110 - Employee Training	$ -	$ -	$ 900	$ 325	$ -	$ -	$ -	$ -	0.00%
53120 - Employee Mileage Expense	$ -	$ -	$ 2,817	$ 3,104	$ 3,689	$ -	$ -	$ -	0.00%
55000 - Miscellaneous Contractual Exp	$ -	$ -	$ 100,004	$ 211,796	$ 415,470	$ -	$ -	$ -	0.00%
Personnel Services- Employee Benefits	**$ -**	**$ 525**	**$ 15,573**	**$ 33,846**	**$ 51,862**	**$ 19,232**	**$ 844**	**$ -**	**2,278.66%**
45000 - Healthcare Contribution	$ -	$ 8	$ 8,639	$ 17,270	$ 25,947	$ 9,888	$ -	$ -	0.00%
45010 - Dental Contribution	$ -	$ 18	$ 278	$ 643	$ 965	$ 369	$ -	$ -	0.00%
45100 - FICA/SS Contribution	$ -	$ 221	$ 3,358	$ 8,444	$ 13,559	$ 4,859	$ 455	$ -	1,068.00%
45200 - IMRF Contribution	$ -	$ 195	$ 2,260	$ 5,072	$ 9,649	$ 4,115	$ 389	$ -	1,057.94%
53010 - Workers Compensation	$ -	$ 83	$ 1,038	$ 2,417	$ 1,742	$ -	$ -	$ -	0.00%
Personnel Services- Salaries & Wages	**$ -**	**$ 2,974**	**$ 46,344**	**$ 114,956**	**$ 185,731**	**$ 66,624**	**$ 5,946**	**$ -**	**1,120.49%**
40000 - Salaries and Wages	$ -	$ 2,974	$ 46,344	$ 114,956	$ 185,731	$ 66,624	$ 5,946	$ -	1,120.49%
40002 - Non-Union Wage Increase	$ -	$ -	$ -	$ -	$ -	$ -	$ -	$ -	0.00%
40003 - Cost of Living Increase	$ -	$ -	$ -	$ -	$ -	$ -	$ -	$ -	0.00%
Transfers Out	**$ -**	**$ -**	**$ 2,091**	**$ 6,373**	**$ 4,630**	**$ -**	**$ -**	**$ -**	**0.00%**
99001 - Transfer to General Fund 001	$ -	$ -	$ 2,091	$ 6,373	$ 4,630	$ -	$ -	$ -	0.00%

Committee Revenue Expense Budget Report - by Account Detail

Through May 31, 2026 (50.0% YTD, 50.00% Payroll Expense through Pay Period Ending 5/23/2026)

***2021, 2022, 2023, 2024, 2025 and 2026 Actual Fiscal Year**

Department / Fund / Account Classification	2021 Actual Amount*	2022 Actual Amount*	2023 Actual Amount*	2024 Actual Amount*	2025 Actual Amount*	2026 Actual Amount*	2026 Amended Budget	2026 Adopted Budget	2026 YTD% Actual/Amended Budget
415 Homeless Prevention Program									
Revenue	***$ 324,111***	***$ 244,914***	***$ 304,572***	***$ -***	***$ -***	***$ -***	***$ -***	***$ -***	***0.00%***
Interest Revenue	**$ -**	**$ -**	**$ -**	**$ -**	**$ -**	**$ -**	**$ -**	**$ -**	**0.00%**
38000 - Investment Income	$ -	$ -	$ -	$ -	$ -	$ -	$ -	$ -	0.00%
Grants	**$ 324,111**	**$ 244,914**	**$ 304,572**	**$ -**	**$ -**	**$ -**	**$ -**	**$ -**	**0.00%**
32265 - Homeless Prevention Grant	$ 102,531	$ -	$ -	$ -	$ -	$ -	$ -	$ -	0.00%
32371 - Emergency Solutions Grant - COVID	$ 221,580	$ 244,914	$ 304,572	$ -	$ -	$ -	$ -	$ -	0.00%
32381 - Emergency Solutions Grant IDHS	$ -	$ -	$ -	$ -	$ -	$ -	$ -	$ -	0.00%
Expenses	***$ 351,324***	***$ 335,995***	***$ 180,055***	***$ -***	***$ -***	***$ -***	***$ -***	***$ -***	***0.00%***
Commodities	**$ 1,435**	**$ 3,047**	**$ 1,423**	**$ -**	**$ -**	**$ -**	**$ -**	**$ -**	**0.00%**
60000 - Office Supplies	$ 47	$ 234	$ -	$ -	$ -	$ -	$ -	$ -	0.00%
60010 - Operating Supplies	$ -	$ -	$ -	$ -	$ -	$ -	$ -	$ -	0.00%
63000 - Utilities- Natural Gas	$ 92	$ 252	$ 115	$ -	$ -	$ -	$ -	$ -	0.00%
63010 - Utilities- Electric	$ 87	$ 123	$ 56	$ -	$ -	$ -	$ -	$ -	0.00%
64000 - Telephone	$ 680	$ 798	$ 389	$ -	$ -	$ -	$ -	$ -	0.00%
64010 - Cellular Phone	$ 321	$ 1,314	$ 708	$ -	$ -	$ -	$ -	$ -	0.00%
64020 - Internet	$ 207	$ 327	$ 155	$ -	$ -	$ -	$ -	$ -	0.00%
Contractual Services	**$ 229,215**	**$ 175,681**	**$ 109,077**	**$ -**	**$ -**	**$ -**	**$ -**	**$ -**	**0.00%**
50150 - Contractual/Consulting Services	$ 857	$ -	$ -	$ -	$ -	$ -	$ -	$ -	0.00%
50340 - Software Licensing Cost	$ -	$ -	$ 16	$ -	$ -	$ -	$ -	$ -	0.00%
50590 - Professional Services	$ 463	$ 115	$ 102	$ -	$ -	$ -	$ -	$ -	0.00%
52010 - Janitorial Services	$ 957	$ 1,509	$ 639	$ -	$ -	$ -	$ -	$ -	0.00%
52110 - Repairs and Maint- Buildings	$ -	$ 287	$ 105	$ -	$ -	$ -	$ -	$ -	0.00%
52140 - Repairs and Maint- Copiers	$ 46	$ 110	$ 62	$ -	$ -	$ -	$ -	$ -	0.00%
52180 - Building Space Rental	$ 9,066	$ 13,503	$ 5,498	$ -	$ -	$ -	$ -	$ -	0.00%
53000 - Liability Insurance	$ 1,778	$ 2,546	$ 1,492	$ -	$ -	$ -	$ -	$ -	0.00%
53020 - Unemployment Claims	$ 56	$ 77	$ 20	$ -	$ -	$ -	$ -	$ -	0.00%
53120 - Employee Mileage Expense	$ 248	$ 955	$ 1,673	$ -	$ -	$ -	$ -	$ -	0.00%
55000 - Miscellaneous Contractual Exp	$ 215,744	$ 156,578	$ 99,470	$ -	$ -	$ -	$ -	$ -	0.00%
Personnel Services- Employee Benefits	**$ 31,720**	**$ 37,714**	**$ 15,734**	**$ -**	**$ -**	**$ -**	**$ -**	**$ -**	**0.00%**
45000 - Healthcare Contribution	$ 14,277	$ 18,648	$ 8,048	$ -	$ -	$ -	$ -	$ -	0.00%
45010 - Dental Contribution	$ 708	$ 829	$ 338	$ -	$ -	$ -	$ -	$ -	0.00%
45100 - FICA/SS Contribution	$ 6,489	$ 8,003	$ 3,687	$ -	$ -	$ -	$ -	$ -	0.00%
45200 - IMRF Contribution	$ 7,457	$ 7,160	$ 2,526	$ -	$ -	$ -	$ -	$ -	0.00%
53010 - Workers Compensation	$ 2,789	$ 3,073	$ 1,135	$ -	$ -	$ -	$ -	$ -	0.00%
Personnel Services- Salaries & Wages	**$ 88,954**	**$ 110,591**	**$ 51,106**	**$ -**	**$ -**	**$ -**	**$ -**	**$ -**	**0.00%**
40000 - Salaries and Wages	$ 88,954	$ 110,591	$ 51,106	$ -	$ -	$ -	$ -	$ -	0.00%
Transfers Out	**$ -**	**$ 8,962**	**$ 2,716**	**$ -**	**$ -**	**$ -**	**$ -**	**$ -**	**0.00%**
99000 - Transfer To Other Funds	$ -	$ -	$ -	$ -	$ -	$ -	$ -	$ -	0.00%
99001 - Transfer to General Fund 001	$ -	$ 8,962	$ 2,716	$ -	$ -	$ -	$ -	$ -	0.00%
425 Blighted Structure Demolition									
Revenue	***$ (0)***	***$ 24,634***	***$ 21,524***	***$ 15,050***	***$ 38,663***	***$ 3,096***	***$ 124,205***	***$ 124,205***	***2.49%***
Interest Revenue	**$ (0)**	**$ (2,256)**	**$ 9,023**	**$ 15,050**	**$ 12,742**	**$ 3,096**	**$ 4,943**	**$ 4,943**	**62.64%**

Committee Revenue Expense Budget Report - by Account Detail

Through May 31, 2026 (50.0% YTD, 50.00% Payroll Expense through Pay Period Ending 5/23/2026)

***2021, 2022, 2023, 2024, 2025 and 2026 Actual Fiscal Year**

Department / Fund / Account Classification	2021 Actual Amount*	2022 Actual Amount*	2023 Actual Amount*	2024 Actual Amount*	2025 Actual Amount*	2026 Actual Amount*	2026 Amended Budget	2026 Adopted Budget	2026 YTD% Actual/Amended Budget
38000 - Investment Income	$ (0)	$ (2,256)	$ 9,023	$ 15,050	$ 11,470	$ 3,096	$ 4,943	$ 4,943	62.64%
38030 - Investment Income- Other Depts	$ -	$ -	$ -	$ -	$ 1,272	$ -	$ -	$ -	0.00%
Other	**$ -**	**$ -**	**$ -**	**$ -**	**$ -**	**$ -**	**$ (738)**	**$ (738)**	**0.00%**
39900 - Fund Balance Utilization	$ -	$ -	$ -	$ -	$ -	$ -	$ (738)	$ (738)	0.00%
Reimbursements	**$ -**	**$ 8,000**	**$ 12,501**	**$ -**	**$ 25,922**	**$ -**	**$ -**	**$ -**	**0.00%**
37265 - Demolition Reimbursement Revenue	$ -	$ 8,000	$ 12,501	$ -	$ 25,922	$ -	$ -	$ -	0.00%
Grants	**$ -**	**$ 18,890**	**$ -**	**$ -**	**$ -**	**$ -**	**$ 120,000**	**$ 120,000**	**0.00%**
32718 - IHDA Abandoned Property Grant	$ -	$ 18,890	$ -	$ -	$ -	$ -	$ 120,000	$ 120,000	0.00%
Expenses	***$ 800***	***$ 19,140***	***$ 22,864***	***$ -***	***$ -***	***$ -***	***$ 124,205***	***$ 124,205***	***0.00%***
Contractual Services	**$ 800**	**$ 19,140**	**$ 22,864**	**$ -**	**$ -**	**$ -**	**$ 124,205**	**$ 124,205**	**0.00%**
50650 - Blighted Structure Demolition	$ 800	$ 19,140	$ 22,864	$ -	$ -	$ -	$ 124,205	$ 124,205	0.00%
435 Growing for Kane									
Revenue	***$ 29,188***	***$ 547***	***$ 110,951***	***$ 133,182***	***$ 209,281***	***$ 15,246***	***$ 238,453***	***$ 238,453***	***6.39%***
Interest Revenue	**$ 15**	**$ (453)**	**$ 2,951**	**$ 7,781**	**$ 8,497**	**$ 2,320**	**$ 2,119**	**$ 2,119**	**109.49%**
38000 - Investment Income	$ 15	$ (453)	$ 2,951	$ 7,781	$ 8,497	$ 2,320	$ 2,119	$ 2,119	109.49%
Other	**$ 10,000**	**$ 1,000**	**$ 58,000**	**$ 16,550**	**$ 3,000**	**$ 12,926**	**$ 61,000**	**$ 61,000**	**21.19%**
38900 - Miscellaneous Other	$ 10,000	$ 1,000	$ 58,000	$ 16,550	$ 3,000	$ 12,926	$ 25,000	$ 25,000	51.70%
39900 - Fund Balance Utilization	$ -	$ -	$ -	$ -	$ -	$ -	$ 36,000	$ 36,000	0.00%
Transfers In	**$ 7,300**	**$ -**	**$ 50,000**	**$ -**	**$ -**	**$ -**	**$ -**	**$ -**	**0.00%**
39000 - Transfer From Other Funds	$ 7,300	$ -	$ -	$ -	$ -	$ -	$ -	$ -	0.00%
39430 - Transfer from Farmland Preservation Fund 430	$ -	$ -	$ 50,000	$ -	$ -	$ -	$ -	$ -	0.00%
Grants	**$ 11,873**	**$ -**	**$ -**	**$ 108,851**	**$ 197,784**	**$ -**	**$ 175,334**	**$ 175,334**	**0.00%**
32355 - USDA Urban AG Prod Grant	$ -	$ -	$ -	$ 103,851	$ 195,334	$ -	$ 175,334	$ 175,334	0.00%
32379 - USDA Farm to School Grant/JJC Program	$ 11,873	$ -	$ -	$ -	$ -	$ -	$ -	$ -	0.00%
33892 - Farming with Pollinators Grant	$ -	$ -	$ -	$ 5,000	$ 2,450	$ -	$ -	$ -	0.00%
Expenses	***$ 26,165***	***$ 720***	***$ 21,954***	***$ 122,872***	***$ 198,808***	***$ 20,079***	***$ 238,453***	***$ 238,453***	***8.42%***
Commodities	**$ 10,865**	**$ 720**	**$ -**	**$ -**	**$ -**	**$ -**	**$ 1,000**	**$ 1,000**	**0.00%**
60000 - Office Supplies	$ -	$ -	$ -	$ -	$ -	$ -	$ -	$ -	0.00%
60010 - Operating Supplies	$ 730	$ 678	$ -	$ -	$ -	$ -	$ 1,000	$ 1,000	0.00%
60510 - Grant Supplies	$ 10,135	$ 42	$ -	$ -	$ -	$ -	$ -	$ -	0.00%
Contingency and Other	**$ -**	**$ -**	**$ -**	**$ -**	**$ -**	**$ -**	**$ -**	**$ -**	**0.00%**
89000 - Addition to Fund Balance	$ -	$ -	$ -	$ -	$ -	$ -	$ -	$ -	0.00%
Contractual Services	**$ 15,300**	**$ -**	**$ 21,954**	**$ 122,872**	**$ 198,808**	**$ 20,079**	**$ 237,453**	**$ 237,453**	**8.46%**
50150 - Contractual/Consulting Services	$ 5,300	$ -	$ 13,966	$ 121,401	$ 198,264	$ 19,570	$ 225,953	$ 225,953	8.66%
53100 - Conferences and Meetings	$ -	$ -	$ -	$ 427	$ 482	$ 412	$ 500	$ 500	82.44%
55010 - External Grants	$ 10,000	$ -	$ -	$ -	$ -	$ -	$ 10,000	$ 10,000	0.00%
55050 - Grant Services	$ -	$ -	$ 7,988	$ 1,044	$ 62	$ 97	$ 1,000	$ 1,000	9.66%
520 Mill Creek Special Service Area									
Revenue	***$ 695,338***	***$ 858,192***	***$ 944,022***	***$ 1,013,866***	***$ 1,093,362***	***$ 55,840***	***$ 1,164,419***	***$ 1,096,984***	***4.80%***
Interest Revenue	**$ (871)**	**$ (20,964)**	**$ 64,149**	**$ 78,078**	**$ 53,590**	**$ 11,657**	**$ 24,000**	**$ 24,000**	**48.57%**
38000 - Investment Income	$ (871)	$ (20,964)	$ 64,149	$ 78,078	$ 53,590	$ 11,657	$ 24,000	$ 24,000	48.57%
Other	**$ 1,123**	**$ -**	**$ -**	**$ -**	**$ -**	**$ -**	**$ 2,451**	**$ 33,950**	**0.00%**
38900 - Miscellaneous Other	$ 1,123	$ -	$ -	$ -	$ -	$ -	$ -	$ -	0.00%

Committee Revenue Expense Budget Report - by Account Detail

Through May 31, 2026 (50.0% YTD, 50.00% Payroll Expense through Pay Period Ending 5/23/2026)

***2021, 2022, 2023, 2024, 2025 and 2026 Actual Fiscal Year**

Department / Fund / Account Classification	2021 Actual Amount*	2022 Actual Amount*	2023 Actual Amount*	2024 Actual Amount*	2025 Actual Amount*	2026 Actual Amount*	2026 Amended Budget	2026 Adopted Budget	2026 YTD% Actual/Amended Budget
39900 - Fund Balance Utilization	$ -	$ -	$ -	$ -	$ -	$ -	$ 2,451	$ 33,950	0.00%
Transfers In	**$ 15,300**	**$ -**	**$ -**	**$ -**	**$ -**	**$ -**	**$ -**	**$ -**	**0.00%**
39000 - Transfer From Other Funds	$ 15,300	$ -	$ -	$ -	$ -	$ -	$ -	$ -	0.00%
Property Taxes	**$ 679,786**	**$ 879,156**	**$ 879,873**	**$ 935,788**	**$ 1,039,772**	**$ 44,183**	**$ 1,137,968**	**$ 1,039,034**	**3.88%**
30000 - Property Taxes	$ 679,786	$ 879,156	$ 879,873	$ 935,788	$ 1,039,772	$ 44,183	$ 1,137,968	$ 1,039,034	3.88%
30005 - Property Tax Revenue Recapture	$ -	$ -	$ -	$ -	$ -	$ -	$ -	$ -	0.00%
Expenses	***$ 475,968***	***$ 761,480***	***$ 792,687***	***$ 1,669,213***	***$ 893,137***	***$ 328,718***	***$ 1,164,419***	***$ 1,096,984***	***28.23%***
Commodities	**$ 15,184**	**$ 10,331**	**$ 17,364**	**$ 20,072**	**$ 13,236**	**$ 5,219**	**$ 27,400**	**$ 27,400**	**19.05%**
60000 - Office Supplies	$ 960	$ 1,599	$ 3,965	$ 1,835	$ 845	$ -	$ 3,000	$ 3,000	0.00%
60010 - Operating Supplies	$ 4,589	$ 341	$ 3,585	$ 3,102	$ 851	$ 389	$ 3,000	$ 3,000	12.98%
60040 - Postage	$ 821	$ -	$ -	$ 1,217	$ -	$ -	$ 1,500	$ 1,500	0.00%
63020 - Utilities- Intersect Lighting	$ 8,343	$ 7,347	$ 9,217	$ 10,949	$ 10,924	$ 4,830	$ 17,100	$ 17,100	28.24%
63040 - Fuel- Vehicles	$ 188	$ 45	$ 99	$ 1,972	$ -	$ -	$ 2,000	$ 2,000	0.00%
64010 - Cellular Phone	$ 283	$ 998	$ 498	$ 998	$ 616	$ -	$ 800	$ 800	0.00%
Contingency and Other	**$ -**	**$ -**	**$ -**	**$ -**	**$ -**	**$ -**	**$ -**	**$ -**	**0.00%**
89000 - Addition to Fund Balance	$ -	$ -	$ -	$ -	$ -	$ -	$ -	$ -	0.00%

Committee Revenue Expense Budget Report - by Account Detail

Through May 31, 2026 (50.0% YTD, 50.00% Payroll Expense through Pay Period Ending 5/23/2026)

***2021, 2022, 2023, 2024, 2025 and 2026 Actual Fiscal Year**

Department / Fund / Account Classification	2021 Actual Amount*	2022 Actual Amount*	2023 Actual Amount*	2024 Actual Amount*	2025 Actual Amount*	2026 Actual Amount*	2026 Amended Budget	2026 Adopted Budget	2026 YTD% Actual/Amended Budget
Contractual Services	**$ 398,299**	**$ 646,940**	**$ 652,380**	**$ 1,523,660**	**$ 774,175**	**$ 248,606**	**$ 1,004,311**	**$ 939,327**	**24.75%**
50150 - Contractual/Consulting Services	$ 13,040	$ 1,678	$ 70,886	$ 892,683	$ 43,353	$ -	$ 40,200	$ 40,200	0.00%
50160 - Legal Services	$ 2,363	$ 495	$ 1,890	$ -	$ -	$ -	$ 6,000	$ 6,000	0.00%
50480 - Security Services	$ 1,200	$ -	$ -	$ -	$ -	$ -	$ 9,000	$ 9,000	0.00%
52020 - Repairs and Maintenance- Roads	$ 67,863	$ 65,112	$ 92,267	$ 116,916	$ 140,202	$ 80,140	$ 128,000	$ 128,000	62.61%
52120 - Repairs and Maint- Grounds	$ 274,772	$ 489,548	$ 426,956	$ 457,768	$ 539,056	$ 136,466	$ 634,984	$ 570,000	21.49%
52180 - Building Space Rental	$ 13,416	$ 12,185	$ 12,644	$ 11,791	$ 13,027	$ -	$ 17,000	$ 17,000	0.00%
52230 - Repairs and Maint- Vehicles	$ 682	$ 748	$ 8,071	$ 1,311	$ 853	$ 181	$ 2,500	$ 2,500	7.25%
52250 - Intersect Lighting Services	$ 10,643	$ 75,506	$ 37,418	$ 16,102	$ 5,395	$ 6,331	$ 25,000	$ 25,000	25.33%
53000 - Liability Insurance	$ 1,032	$ 1,619	$ 2,037	$ 2,124	$ 2,721	$ -	$ 2,670	$ 2,670	0.00%
53020 - Unemployment Claims	$ 33	$ 49	$ 28	$ 35	$ 37	$ -	$ 43	$ 43	0.00%
53060 - General Printing	$ 69	$ -	$ 183	$ 104	$ -	$ -	$ 1,500	$ 1,500	0.00%
53070 - Legal Printing	$ 207	$ -	$ -	$ -	$ 35	$ -	$ 500	$ 500	0.00%
53100 - Conferences and Meetings	$ 31	$ -	$ -	$ -	$ -	$ -	$ -	$ -	0.00%
55000 - Miscellaneous Contractual Exp	$ 12,950	$ -	$ -	$ 24,826	$ 29,496	$ 25,487	$ 136,914	$ 136,914	18.62%
Personnel Services- Employee Benefits	**$ 17,356**	**$ 29,808**	**$ 28,553**	**$ 29,287**	**$ 22,735**	**$ 15,394**	**$ 33,466**	**$ 33,162**	**46.00%**
45000 - Healthcare Contribution	$ 8,616	$ 17,848	$ 18,167	$ 19,178	$ 13,946	$ 10,629	$ 21,074	$ 21,074	50.44%
45010 - Dental Contribution	$ 27	$ 14	$ -	$ -	$ 157	$ 335	$ 684	$ 684	48.95%
45100 - FICA/SS Contribution	$ 3,300	$ 5,292	$ 5,264	$ 5,403	$ 4,303	$ 2,394	$ 5,644	$ 5,480	42.42%
45200 - IMRF Contribution	$ 3,795	$ 4,699	$ 3,573	$ 3,244	$ 3,059	$ 2,036	$ 4,823	$ 4,683	42.21%
53010 - Workers Compensation	$ 1,618	$ 1,954	$ 1,549	$ 1,462	$ 1,270	$ -	$ 1,241	$ 1,241	0.00%
Personnel Services- Salaries & Wages	**$ 42,729**	**$ 68,650**	**$ 68,493**	**$ 70,704**	**$ 57,571**	**$ 33,971**	**$ 73,713**	**$ 71,566**	**46.08%**
40000 - Salaries and Wages	$ 42,729	$ 68,650	$ 68,493	$ 70,704	$ 57,571	$ 33,971	$ 73,713	$ 71,566	46.08%
40003 - Cost of Living Increase	$ -	$ -	$ -	$ -	$ -	$ -	$ -	$ -	0.00%
Transfers Out	**$ 2,400**	**$ 5,751**	**$ 25,896**	**$ 25,490**	**$ 25,419**	**$ 25,529**	**$ 25,529**	**$ 25,529**	**100.00%**
99000 - Transfer To Other Funds	$ 2,400	$ -	$ -	$ -	$ -	$ -	$ -	$ -	0.00%
99001 - Transfer to General Fund 001	$ -	$ 5,751	$ 25,896	$ 25,490	$ 25,419	$ 25,529	$ 25,529	$ 25,529	100.00%
521 Bowes Creek Special Service Area									
Revenue	***$ (0)***	***$ (16)***	***$ 59***	***$ 75***	***$ 78***	***$ 20***	***$ 32***	***$ 32***	***62.09%***
Interest Revenue	**$ (0)**	**$ (16)**	**$ 59**	**$ 75**	**$ 78**	**$ 20**	**$ 32**	**$ 32**	**62.09%**
38000 - Investment Income	$ (0)	$ (16)	$ 59	$ 75	$ 78	$ 20	$ 32	$ 32	62.09%
Expenses	***$ -***	***$ -***	***$ -***	***$ -***	***$ -***	***$ -***	***$ 32***	***$ 32***	***0.00%***
Contingency and Other	**$ -**	**$ -**	**$ -**	**$ -**	**$ -**	**$ -**	**$ 32**	**$ 32**	**0.00%**
89000 - Addition to Fund Balance	$ -	$ -	$ -	$ -	$ -	$ -	$ 32	$ 32	0.00%
5300 Sunvale SBA SW 37									

Committee Revenue Expense Budget Report - by Account Detail

Through May 31, 2026 (50.0% YTD, 50.00% Payroll Expense through Pay Period Ending 5/23/2026)

***2021, 2022, 2023, 2024, 2025 and 2026 Actual Fiscal Year**

Department / Fund / Account Classification	2021 Actual Amount*	2022 Actual Amount*	2023 Actual Amount*	2024 Actual Amount*	2025 Actual Amount*	2026 Actual Amount*	2026 Amended Budget	2026 Adopted Budget	2026 YTD% Actual/Amended Budget
Revenue	***$ (0)***	***$ (34)***	***$ 127***	***$ 160***	***$ 167***	***$ 42***	***$ 92***	***$ 92***	***46.05%***
Interest Revenue	**$ (0)**	**$ (34)**	**$ 127**	**$ 160**	**$ 167**	**$ 42**	**$ 92**	**$ 92**	**46.05%**
38000 - Investment Income	$ (0)	$ (34)	$ 127	$ 160	$ 167	$ 42	$ 92	$ 92	46.05%
Expenses	***$ -***	***$ -***	***$ -***	***$ -***	***$ -***	***$ -***	***$ 92***	***$ 92***	***0.00%***
Contractual Services	**$ -**	**$ -**	**$ -**	**$ -**	**$ -**	**$ -**	**$ 92**	**$ 92**	**0.00%**
52290 - Repairs and Maint- Stormwater	$ -	$ -	$ -	$ -	$ -	$ -	$ 92	$ 92	0.00%
5301 Middle Creek SBA SW38									
Revenue	***$ (0)***	***$ (27)***	***$ 658***	***$ 166***	***$ 827***	***$ 51***	***$ 73***	***$ 73***	***69.66%***
Interest Revenue	**$ (0)**	**$ (27)**	**$ 98**	**$ 166**	**$ 180**	**$ 51**	**$ 73**	**$ 73**	**69.66%**
38000 - Investment Income	$ (0)	$ (27)	$ 98	$ 166	$ 180	$ 51	$ 73	$ 73	69.66%
Property Taxes	**$ -**	**$ -**	**$ 560**	**$ -**	**$ 648**	**$ -**	**$ -**	**$ -**	**0.00%**
30000 - Property Taxes	$ -	$ -	$ 560	$ -	$ 648	$ -	$ -	$ -	0.00%
Expenses	***$ -***	***$ -***	***$ -***	***$ -***	***$ -***	***$ -***	***$ 73***	***$ 73***	***0.00%***
Contractual Services	**$ -**	**$ -**	**$ -**	**$ -**	**$ -**	**$ -**	**$ 73**	**$ 73**	**0.00%**
52290 - Repairs and Maint- Stormwater	$ -	$ -	$ -	$ -	$ -	$ -	$ 73	$ 73	0.00%
5302 Shirewood Farm SSA SW39									
Revenue	***$ 110***	***$ 106***	***$ 124***	***$ 135***	***$ 144***	***$ 9***	***$ 120***	***$ 120***	***7.70%***
Interest Revenue	**$ (0)**	**$ (4)**	**$ 13**	**$ 25**	**$ 34**	**$ 9**	**$ 10**	**$ 10**	**92.40%**
38000 - Investment Income	$ (0)	$ (4)	$ 13	$ 25	$ 34	$ 9	$ 10	$ 10	92.40%
Property Taxes	**$ 110**	**$ 110**	**$ 110**	**$ 110**	**$ 110**	**$ -**	**$ 110**	**$ 110**	**0.00%**
30000 - Property Taxes	$ 110	$ 110	$ 110	$ 110	$ 110	$ -	$ 110	$ 110	0.00%
Expenses	***$ -***	***$ -***	***$ -***	***$ -***	***$ -***	***$ -***	***$ 120***	***$ 120***	***0.00%***
Contractual Services	**$ -**	**$ -**	**$ -**	**$ -**	**$ -**	**$ -**	**$ 120**	**$ 120**	**0.00%**
52290 - Repairs and Maint- Stormwater	$ -	$ -	$ -	$ -	$ -	$ -	$ 120	$ 120	0.00%
5303 Ogden Gardens SBA SW40									
Revenue	***$ (0)***	***$ (84)***	***$ 311***	***$ 392***	***$ 429***	***$ 104***	***$ 226***	***$ 226***	***46.16%***
Interest Revenue	**$ (0)**	**$ (84)**	**$ 311**	**$ 392**	**$ 411**	**$ 104**	**$ 226**	**$ 226**	**46.16%**
38000 - Investment Income	$ (0)	$ (84)	$ 311	$ 392	$ 411	$ 104	$ 226	$ 226	46.16%
Property Taxes	**$ -**	**$ -**	**$ -**	**$ -**	**$ 18**	**$ -**	**$ -**	**$ -**	**0.00%**
30000 - Property Taxes	$ -	$ -	$ -	$ -	$ 18	$ -	$ -	$ -	0.00%
Expenses	***$ -***	***$ -***	***$ -***	***$ -***	***$ -***	***$ -***	***$ 226***	***$ 226***	***0.00%***
Contingency and Other	**$ -**	**$ -**	**$ -**	**$ -**	**$ -**	**$ -**	**$ 226**	**$ 226**	**0.00%**
89000 - Addition to Fund Balance	$ -	$ -	$ -	$ -	$ -	$ -	$ 226	$ 226	0.00%

Committee Revenue Expense Budget Report - by Account Detail

Through May 31, 2026 (50.0% YTD, 50.00% Payroll Expense through Pay Period Ending 5/23/2026)

***2021, 2022, 2023, 2024, 2025 and 2026 Actual Fiscal Year**

Department / Fund / Account Classification	2021 Actual Amount*	2022 Actual Amount*	2023 Actual Amount*	2024 Actual Amount*	2025 Actual Amount*	2026 Actual Amount*	2026 Amended Budget	2026 Adopted Budget	2026 YTD% Actual/Amended Budget
5304 Wildwood West SBA SW41									
Revenue	***$ 996***	***$ 8,936***	***$ 1,467***	***$ 6,713***	***$ 4,276***	***$ 679***	***$ 3,579***	***$ 3,579***	***18.98%***
Interest Revenue	**$ (4)**	**$ (266)**	**$ 802**	**$ 1,036**	**$ 1,382**	**$ 369**	**$ 579**	**$ 579**	**63.69%**
38000 - Investment Income	$ (4)	$ (266)	$ 802	$ 1,036	$ 1,382	$ 369	$ 579	$ 579	63.69%
Property Taxes	**$ 1,000**	**$ 9,202**	**$ 665**	**$ 5,677**	**$ 2,894**	**$ 311**	**$ 3,000**	**$ 3,000**	**10.35%**
30000 - Property Taxes	$ 1,000	$ 9,202	$ 665	$ 5,677	$ 2,894	$ 311	$ 3,000	$ 3,000	10.35%
Expenses	***$ 7,760***	***$ 1,450***	***$ 1,390***	***$ 665***	***$ -***	***$ -***	***$ 3,579***	***$ 3,579***	***0.00%***
Contingency and Other	**$ -**	**$ -**	**$ -**	**$ -**	**$ -**	**$ -**	**$ 3,579**	**$ 3,579**	**0.00%**
89000 - Addition to Fund Balance	$ -	$ -	$ -	$ -	$ -	$ -	$ 3,579	$ 3,579	0.00%
Contractual Services	**$ 7,760**	**$ 1,450**	**$ 725**	**$ -**	**$ -**	**$ -**	**$ -**	**$ -**	**0.00%**
52290 - Repairs and Maint- Stormwater	$ 7,760	$ 1,450	$ 725	$ -	$ -	$ -	$ -	$ -	0.00%
Transfers Out	**$ -**	**$ -**	**$ 665**	**$ 665**	**$ -**	**$ -**	**$ -**	**$ -**	**0.00%**
99000 - Transfer To Other Funds	$ -	$ -	$ -	$ -	$ -	$ -	$ -	$ -	0.00%
99405 - Transfer to Cost Share Drainage Fund 405	$ -	$ -	$ 665	$ 665	$ -	$ -	$ -	$ -	0.00%
5306 Cheval DeSelle Venetian SBA SW43									
Revenue	***$ 5,017***	***$ 2,077***	***$ 2,174***	***$ 263***	***$ 270***	***$ 68***	***$ 81***	***$ 81***	***84.35%***
Interest Revenue	**$ 8**	**$ 19**	**$ 113**	**$ 263**	**$ 270**	**$ 68**	**$ 81**	**$ 81**	**84.35%**
38000 - Investment Income	$ 8	$ 19	$ 113	$ 263	$ 270	$ 68	$ 81	$ 81	84.35%
Other	**$ -**	**$ -**	**$ -**	**$ -**	**$ -**	**$ -**	**$ -**	**$ -**	**0.00%**
39900 - Fund Balance Utilization	$ -	$ -	$ -	$ -	$ -	$ -	$ -	$ -	0.00%
Property Taxes	**$ 5,009**	**$ 2,058**	**$ 2,061**	**$ -**	**$ -**	**$ -**	**$ -**	**$ -**	**0.00%**
30000 - Property Taxes	$ 5,009	$ 2,058	$ 2,061	$ -	$ -	$ -	$ -	$ -	0.00%
Expenses	***$ 5,200***	***$ 5,282***	***$ -***	***$ -***	***$ -***	***$ -***	***$ 81***	***$ 81***	***0.00%***
Contingency and Other	**$ -**	**$ -**	**$ -**	**$ -**	**$ -**	**$ -**	**$ 81**	**$ 81**	**0.00%**
89000 - Addition to Fund Balance	$ -	$ -	$ -	$ -	$ -	$ -	$ 81	$ 81	0.00%
Contractual Services	**$ -**	**$ -**	**$ -**	**$ -**	**$ -**	**$ -**	**$ -**	**$ -**	**0.00%**
52290 - Repairs and Maint- Stormwater	$ -	$ -	$ -	$ -	$ -	$ -	$ -	$ -	0.00%
Transfers Out	**$ 5,200**	**$ 5,282**	**$ -**	**$ -**	**$ -**	**$ -**	**$ -**	**$ -**	**0.00%**
99000 - Transfer To Other Funds	$ 5,200	$ -	$ -	$ -	$ -	$ -	$ -	$ -	0.00%
99622 - Transfer to Recovery Zone Bond Debt Service Fund 622	$ -	$ 5,282	$ -	$ -	$ -	$ -	$ -	$ -	0.00%
5308 Plank Road Estates SBA SW45									
Revenue	***$ 3,155***	***$ 1,781***	***$ 1,100***	***$ 1,759***	***$ 1,198***	***$ 77***	***$ 1,634***	***$ 1,634***	***4.73%***
Interest Revenue	**$ 5**	**$ 6**	**$ 82**	**$ 180**	**$ 285**	**$ 77**	**$ 59**	**$ 59**	**130.98%**
38000 - Investment Income	$ 5	$ 6	$ 82	$ 180	$ 285	$ 77	$ 59	$ 59	130.98%
Other	**$ -**	**$ -**	**$ -**	**$ -**	**$ -**	**$ -**	**$ -**	**$ -**	**0.00%**
39900 - Fund Balance Utilization	$ -	$ -	$ -	$ -	$ -	$ -	$ -	$ -	0.00%
Property Taxes	**$ 3,150**	**$ 1,775**	**$ 1,017**	**$ 1,578**	**$ 913**	**$ -**	**$ 1,575**	**$ 1,575**	**0.00%**
30000 - Property Taxes	$ 3,150	$ 1,775	$ 1,017	$ 1,578	$ 913	$ -	$ 1,575	$ 1,575	0.00%

Committee Revenue Expense Budget Report - by Account Detail

Through May 31, 2026 (50.0% YTD, 50.00% Payroll Expense through Pay Period Ending 5/23/2026)

***2021, 2022, 2023, 2024, 2025 and 2026 Actual Fiscal Year**

Department / Fund / Account Classification	2021 Actual Amount*	2022 Actual Amount*	2023 Actual Amount*	2024 Actual Amount*	2025 Actual Amount*	2026 Actual Amount*	2026 Amended Budget	2026 Adopted Budget	2026 YTD% Actual/Amended Budget
Expenses	***$ 3,230***	***$ 3,281***	***$ -***	***$ -***	***$ -***	***$ -***	***$ 1,634***	***$ 1,634***	***0.00%***
Contingency and Other	**$ -**	**$ -**	**$ -**	**$ -**	**$ -**	**$ -**	**$ 59**	**$ 59**	**0.00%**
89000 - Addition to Fund Balance	$ -	$ -	$ -	$ -	$ -	$ -	$ 59	$ 59	0.00%
Contractual Services	**$ -**	**$ -**	**$ -**	**$ -**	**$ -**	**$ -**	**$ 1,575**	**$ 1,575**	**0.00%**
52290 - Repairs and Maint- Stormwater	$ -	$ -	$ -	$ -	$ -	$ -	$ 1,575	$ 1,575	0.00%
Transfers Out	**$ 3,230**	**$ 3,281**	**$ -**	**$ -**	**$ -**	**$ -**	**$ -**	**$ -**	**0.00%**
99000 - Transfer To Other Funds	$ 3,230	$ -	$ -	$ -	$ -	$ -	$ -	$ -	0.00%
99622 - Transfer to Recovery Zone Bond Debt Service Fund 622	$ -	$ 3,281	$ -	$ -	$ -	$ -	$ -	$ -	0.00%
5310 Exposition View SBA SW47									
Revenue	***$ 4,148***	***$ 589***	***$ 533***	***$ 590***	***$ 621***	***$ 54***	***$ 528***	***$ 528***	***10.25%***
Interest Revenue	**$ 6**	**$ 32**	**$ 39**	**$ 86**	**$ 123**	**$ 34**	**$ 28**	**$ 28**	**123.07%**
38000 - Investment Income	$ 6	$ 32	$ 39	$ 86	$ 123	$ 34	$ 28	$ 28	123.07%
Other	**$ -**	**$ -**	**$ -**	**$ -**	**$ -**	**$ -**	**$ -**	**$ -**	**0.00%**
39900 - Fund Balance Utilization	$ -	$ -	$ -	$ -	$ -	$ -	$ -	$ -	0.00%
Property Taxes	**$ 4,143**	**$ 557**	**$ 494**	**$ 504**	**$ 497**	**$ 20**	**$ 500**	**$ 500**	**3.93%**
30000 - Property Taxes	$ 4,143	$ 557	$ 494	$ 504	$ 497	$ 20	$ 500	$ 500	3.93%
Expenses	***$ 3,777***	***$ 3,838***	***$ -***	***$ -***	***$ -***	***$ -***	***$ 528***	***$ 528***	***0.00%***
Contingency and Other	**$ -**	**$ -**	**$ -**	**$ -**	**$ -**	**$ -**	**$ 28**	**$ 28**	**0.00%**
89000 - Addition to Fund Balance	$ -	$ -	$ -	$ -	$ -	$ -	$ 28	$ 28	0.00%
Contractual Services	**$ -**	**$ -**	**$ -**	**$ -**	**$ -**	**$ -**	**$ 500**	**$ 500**	**0.00%**
52290 - Repairs and Maint- Stormwater	$ -	$ -	$ -	$ -	$ -	$ -	$ 500	$ 500	0.00%
Transfers Out	**$ 3,777**	**$ 3,838**	**$ -**	**$ -**	**$ -**	**$ -**	**$ -**	**$ -**	**0.00%**
99000 - Transfer To Other Funds	$ 3,777	$ -	$ -	$ -	$ -	$ -	$ -	$ -	0.00%
99622 - Transfer to Recovery Zone Bond Debt Service Fund 622	$ -	$ 3,838	$ -	$ -	$ -	$ -	$ -	$ -	0.00%
5311 Pasadena Drive SBA SW48									
Revenue	***$ 2,884***	***$ 2,736***	***$ 1,584***	***$ 1,366***	***$ 6,670***	***$ 256***	***$ 117***	***$ 117***	***218.99%***
Interest Revenue	**$ 4**	**$ (33)**	**$ 170**	**$ 66**	**$ 224**	**$ 106**	**$ 117**	**$ 117**	**90.79%**
38000 - Investment Income	$ 4	$ (33)	$ 170	$ 66	$ 224	$ 106	$ 117	$ 117	90.79%
Other	**$ -**	**$ -**	**$ -**	**$ -**	**$ -**	**$ -**	**$ -**	**$ -**	**0.00%**
39900 - Fund Balance Utilization	$ -	$ -	$ -	$ -	$ -	$ -	$ -	$ -	0.00%
Transfers In	**$ -**	**$ -**	**$ -**	**$ -**	**$ 5,144**	**$ -**	**$ -**	**$ -**	**0.00%**
39622 - Transfer from Recovery Zone Bond Fund 622	$ -	$ -	$ -	$ -	$ 5,144	$ -	$ -	$ -	0.00%
Property Taxes	**$ 2,880**	**$ 2,769**	**$ 1,414**	**$ 1,300**	**$ 1,302**	**$ 150**	**$ -**	**$ -**	**0.00%**
30000 - Property Taxes	$ 2,880	$ 2,769	$ 1,414	$ 1,300	$ 1,302	$ 150	$ -	$ -	0.00%
Expenses	***$ 2,493***	***$ 2,532***	***$ 2,572***	***$ 2,572***	***$ -***	***$ -***	***$ 117***	***$ 117***	***0.00%***

Committee Revenue Expense Budget Report - by Account Detail

Through May 31, 2026 (50.0% YTD, 50.00% Payroll Expense through Pay Period Ending 5/23/2026)

***2021, 2022, 2023, 2024, 2025 and 2026 Actual Fiscal Year**

Department / Fund / Account Classification	2021 Actual Amount*	2022 Actual Amount*	2023 Actual Amount*	2024 Actual Amount*	2025 Actual Amount*	2026 Actual Amount*	2026 Amended Budget	2026 Adopted Budget	2026 YTD% Actual/Amended Budget
Contingency and Other	**$ -**	**$ -**	**$ -**	**$ -**	**$ -**	**$ -**	**$ 117**	**$ 117**	**0.00%**
89000 - Addition to Fund Balance	$ -	$ -	$ -	$ -	$ -	$ -	$ 117	$ 117	0.00%
Contractual Services	**$ -**	**$ -**	**$ -**	**$ -**	**$ -**	**$ -**	**$ -**	**$ -**	**0.00%**
52290 - Repairs and Maint- Stormwater	$ -	$ -	$ -	$ -	$ -	$ -	$ -	$ -	0.00%
Transfers Out	**$ 2,493**	**$ 2,532**	**$ 2,572**	**$ 2,572**	**$ -**	**$ -**	**$ -**	**$ -**	**0.00%**
99000 - Transfer To Other Funds	$ 2,493	$ -	$ -	$ -	$ -	$ -	$ -	$ -	0.00%
99622 - Transfer to Recovery Zone Bond Debt Service Fund 622	$ -	$ 2,532	$ 2,572	$ 2,572	$ -	$ -	$ -	$ -	0.00%
5312 Tamara Dittman SBA SW 50									
Revenue	***$ 1***	***$ -***	***$ 1,230***	***$ 1,196***	***$ 550***	***$ 584***	***$ 1,120***	***$ 1,120***	***52.15%***
Interest Revenue	**$ -**	**$ -**	**$ 15**	**$ (19)**	**$ -**	**$ 9**	**$ 20**	**$ 20**	**45.25%**
38000 - Investment Income	$ -	$ -	$ 15	$ (19)	$ -	$ 9	$ 20	$ 20	45.25%
Transfers In	**$ -**	**$ -**	**$ -**	**$ -**	**$ -**	**$ 550**	**$ 550**	**$ 550**	**100.00%**
39405 - Transfer from Cost Share Drainage Fund 405	$ -	$ -	$ -	$ -	$ -	$ 550	$ 550	$ 550	100.00%
Property Taxes	**$ 1**	**$ -**	**$ 1,214**	**$ 1,214**	**$ 550**	**$ 25**	**$ 550**	**$ 550**	**4.55%**
30000 - Property Taxes	$ 1	$ -	$ 1,214	$ 1,214	$ 550	$ 25	$ 550	$ 550	4.55%
Expenses	***$ -***	***$ -***	***$ 1,215***	***$ 1,215***	***$ 550***	***$ -***	***$ 1,120***	***$ 1,120***	***0.00%***
Contingency and Other	**$ -**	**$ -**	**$ -**	**$ -**	**$ -**	**$ -**	**$ 1,120**	**$ 1,120**	**0.00%**
89000 - Addition to Fund Balance	$ -	$ -	$ -	$ -	$ -	$ -	$ 1,120	$ 1,120	0.00%
Transfers Out	**$ -**	**$ -**	**$ 1,215**	**$ 1,215**	**$ 550**	**$ -**	**$ -**	**$ -**	**0.00%**
99000 - Transfer To Other Funds	$ -	$ -	$ -	$ -	$ -	$ -	$ -	$ -	0.00%
99405 - Transfer to Cost Share Drainage Fund 405	$ -	$ -	$ 1,215	$ 1,215	$ 550	$ -	$ -	$ -	0.00%
5313 Church Molitor SSA SA 52									
Revenue	***$ -***	***$ 18***	***$ 3,352***	***$ 3,324***	***$ 501***	***$ 509***	***$ 1,020***	***$ 1,020***	***49.87%***
Interest Revenue	**$ -**	**$ 18**	**$ 13**	**$ (17)**	**$ 1**	**$ 9**	**$ 20**	**$ 20**	**43.30%**
38000 - Investment Income	$ -	$ 18	$ 13	$ (17)	$ 1	$ 9	$ 20	$ 20	43.30%
Transfers In	**$ -**	**$ -**	**$ -**	**$ -**	**$ -**	**$ 500**	**$ 500**	**$ 500**	**100.00%**
39405 - Transfer from Cost Share Drainage Fund 405	$ -	$ -	$ -	$ -	$ -	$ 500	$ 500	$ 500	100.00%
Property Taxes	**$ -**	**$ -**	**$ 3,339**	**$ 3,341**	**$ 501**	**$ -**	**$ 500**	**$ 500**	**0.00%**
30000 - Property Taxes	$ -	$ -	$ 3,339	$ 3,341	$ 501	$ -	$ 500	$ 500	0.00%
Expenses	***$ -***	***$ -***	***$ 3,334***	***$ 3,334***	***$ 500***	***$ -***	***$ 1,020***	***$ 1,020***	***0.00%***
Contingency and Other	**$ -**	**$ -**	**$ -**	**$ -**	**$ -**	**$ -**	**$ 1,020**	**$ 1,020**	**0.00%**
89000 - Addition to Fund Balance	$ -	$ -	$ -	$ -	$ -	$ -	$ 1,020	$ 1,020	0.00%
Transfers Out	**$ -**	**$ -**	**$ 3,334**	**$ 3,334**	**$ 500**	**$ -**	**$ -**	**$ -**	**0.00%**
99000 - Transfer To Other Funds	$ -	$ -	$ -	$ -	$ -	$ -	$ -	$ -	0.00%
99405 - Transfer to Cost Share Drainage Fund 405	$ -	$ -	$ 3,334	$ 3,334	$ 500	$ -	$ -	$ -	0.00%

Committee Revenue Expense Budget Report - by Account Detail

Through May 31, 2026 (50.0% YTD, 50.00% Payroll Expense through Pay Period Ending 5/23/2026)

***2021, 2022, 2023, 2024, 2025 and 2026 Actual Fiscal Year**

Department / Fund / Account Classification	2021 Actual Amount*	2022 Actual Amount*	2023 Actual Amount*	2024 Actual Amount*	2025 Actual Amount*	2026 Actual Amount*	2026 Amended Budget	2026 Adopted Budget	2026 YTD% Actual/Amended Budget
5314 45W185 Plank Road SSA SW 54									
Revenue	***$ -***	***$ 56***	***$ 3,990***	***$ 1,985***	***$ 6,002***	***$ (0)***	***$ 4,002***	***$ 4,002***	***(0.01%)***
Interest Revenue	**$ -**	**$ (1)**	**$ (16)**	**$ (19)**	**$ 2**	**$ (0)**	**$ 2**	**$ 2**	**(15.50%)**
38000 - Investment Income	$ -	$ (1)	$ (16)	$ (19)	$ 2	$ (0)	$ 2	$ 2	(15.50%)
Property Taxes	**$ -**	**$ 57**	**$ 4,006**	**$ 2,004**	**$ 6,000**	**$ -**	**$ 4,000**	**$ 4,000**	**0.00%**
30000 - Property Taxes	$ -	$ 57	$ 4,006	$ 2,004	$ 6,000	$ -	$ 4,000	$ 4,000	0.00%
Expenses	***$ -***	***$ -***	***$ 4,000***	***$ 3,928***	***$ 4,000***	***$ 4,000***	***$ 4,002***	***$ 4,002***	***99.95%***
Contingency and Other	**$ -**	**$ -**	**$ -**	**$ -**	**$ -**	**$ -**	**$ 2**	**$ 2**	**0.00%**
89000 - Addition to Fund Balance	$ -	$ -	$ -	$ -	$ -	$ -	$ 2	$ 2	0.00%
Transfers Out	**$ -**	**$ -**	**$ 4,000**	**$ 3,928**	**$ 4,000**	**$ 4,000**	**$ 4,000**	**$ 4,000**	**100.00%**
99000 - Transfer To Other Funds	$ -	$ -	$ -	$ -	$ -	$ -	$ -	$ -	0.00%
99403 - Transfer to Unincorporated Stormwater Mgmt Fund 403	$ -	$ -	$ 4,000	$ 3,928	$ 4,000	$ 4,000	$ 4,000	$ 4,000	100.00%
5315 Boyer Road Special Service Area									
Revenue	***$ -***	***$ -***	***$ -***	***$ 688***	***$ 700***	***$ -***	***$ 700***	***$ 700***	***0.00%***
Interest Revenue	**$ -**	**$ -**	**$ -**	**$ (12)**	**$ -**	**$ -**	**$ -**	**$ -**	**0.00%**
38000 - Investment Income	$ -	$ -	$ -	$ (12)	$ -	$ -	$ -	$ -	0.00%
Property Taxes	**$ -**	**$ -**	**$ -**	**$ 700**	**$ 700**	**$ -**	**$ 700**	**$ 700**	**0.00%**
30000 - Property Taxes	$ -	$ -	$ -	$ 700	$ 700	$ -	$ 700	$ 700	0.00%
Expenses	***$ -***	***$ -***	***$ -***	***$ 700***	***$ 700***	***$ 700***	***$ 700***	***$ 700***	***100.00%***
Transfers Out	**$ -**	**$ -**	**$ -**	**$ 700**	**$ 700**	**$ 700**	**$ 700**	**$ 700**	**100.00%**
99405 - Transfer to Cost Share Drainage Fund 405	$ -	$ -	$ -	$ 700	$ 700	$ 700	$ 700	$ 700	100.00%
760 Debt Service									
601 Public Building Commission									
Revenue	***$ (185)***	***$ 60,757***	***$ 51,839***	***$ 65,276***	***$ 18***	***$ 117***	***$ 1,000***	***$ 1,000***	***11.68%***
Interest Revenue	**$ (185)**	**$ (14,243)**	**$ 51,839**	**$ 65,276**	**$ 18**	**$ 117**	**$ 1,000**	**$ 1,000**	**11.68%**
38000 - Investment Income	$ (185)	$ (14,243)	$ 51,839	$ 65,276	$ 18	$ 117	$ 1,000	$ 1,000	11.68%
Other	**$ -**	**$ -**	**$ -**	**$ -**	**$ -**	**$ -**	**$ -**	**$ -**	**0.00%**
39900 - Fund Balance Utilization	$ -	$ -	$ -	$ -	$ -	$ -	$ -	$ -	0.00%
Transfers In	**$ -**	**$ 75,000**	**$ -**	**$ -**	**$ -**	**$ -**	**$ -**	**$ -**	**0.00%**
39500 - Transfer from Capital Projects Fund 500	$ -	$ 75,000	$ -	$ -	$ -	$ -	$ -	$ -	0.00%
Expenses	***$ 75,000***	***$ -***	***$ -***	***$ -***	***$ 1,210,000***	***$ -***	***$ 1,000***	***$ 1,000***	***0.00%***
Contingency and Other	**$ -**	**$ -**	**$ -**	**$ -**	**$ -**	**$ -**	**$ 1,000**	**$ 1,000**	**0.00%**
89000 - Addition to Fund Balance	$ -	$ -	$ -	$ -	$ -	$ -	$ 1,000	$ 1,000	0.00%
Transfers Out	**$ 75,000**	**$ -**	**$ -**	**$ -**	**$ 1,210,000**	**$ -**	**$ -**	**$ -**	**0.00%**
99000 - Transfer To Other Funds	$ 75,000	$ -	$ -	$ -	$ -	$ -	$ -	$ -	0.00%

Committee Revenue Expense Budget Report - by Account Detail

Through May 31, 2026 (50.0% YTD, 50.00% Payroll Expense through Pay Period Ending 5/23/2026)

***2021, 2022, 2023, 2024, 2025 and 2026 Actual Fiscal Year**

Department / Fund / Account Classification	2021 Actual Amount*	2022 Actual Amount*	2023 Actual Amount*	2024 Actual Amount*	2025 Actual Amount*	2026 Actual Amount*	2026 Amended Budget	2026 Adopted Budget	2026 YTD% Actual/Amended Budget
99610 - Transfer to Capital Improvement Debt Service Fund 610	$ -	$ -	$ -	$ -	$ 1,210,000	$ -	$ -	$ -	0.00%
610 Capital Improvement Debt Service									
Revenue	***$ -***	***$ -***	***$ (751)***	***$ 4***	***$ 3,304,122***	***$ 3,222,097***	***$ 3,304,641***	***$ 3,304,641***	***97.50%***
Interest Revenue	**$ -**	**$ -**	**$ (751)**	**$ 4**	**$ 106,920**	**$ 44,464**	**$ 2,500**	**$ 2,500**	**1,778.57%**
38000 - Investment Income	$ -	$ -	$ (751)	$ 4	$ 106,920	$ 44,464	$ 2,500	$ 2,500	1,778.57%
Other	**$ -**	**$ -**	**$ -**	**$ -**	**$ -**	**$ -**	**$ 124,508**	**$ 124,508**	**0.00%**
39900 - Fund Balance Utilization	$ -	$ -	$ -	$ -	$ -	$ -	$ 124,508	$ 124,508	0.00%
Transfers In	**$ -**	**$ -**	**$ -**	**$ -**	**$ 3,197,202**	**$ 3,177,633**	**$ 3,177,633**	**$ 3,177,633**	**100.00%**
39001 - Transfer from General Fund 001	$ -	$ -	$ -	$ -	$ 1,987,202	$ 3,177,633	$ 3,177,633	$ 3,177,633	100.00%
39601 - Transfer From Public Building Commission Fund 601	$ -	$ -	$ -	$ -	$ 1,210,000	$ -	$ -	$ -	0.00%
Expenses	***$ 200,517***	***$ 202,202***	***$ 202,202***	***$ 202,202***	***$ 202,202***	***$ 3,096,101***	***$ 3,304,641***	***$ 3,304,641***	***93.69%***
Contingency and Other	**$ -**	**$ -**	**$ -**	**$ -**	**$ -**	**$ -**	**$ -**	**$ -**	**0.00%**
89000 - Addition to Fund Balance	$ -	$ -	$ -	$ -	$ -	$ -	$ -	$ -	0.00%
Debt Service	**$ 200,517**	**$ 202,202**	**$ 202,202**	**$ 202,202**	**$ 202,202**	**$ 3,096,101**	**$ 3,304,641**	**$ 3,304,641**	**93.69%**
80000 - Bond Principal	$ -	$ -	$ -	$ -	$ -	$ 2,995,000	$ 2,995,000	$ 2,995,000	100.00%
80020 - Interest- Bonds	$ 200,517	$ 202,202	$ 202,202	$ 202,202	$ 202,202	$ 101,101	$ 179,141	$ 179,141	56.44%
80500 - Debt Service Requirement	$ -	$ -	$ -	$ -	$ -	$ -	$ 130,500	$ 130,500	0.00%
620 Motor Fuel Tax Debt Service									
Revenue	***$ (5,620)***	***$ 3,090***	***$ 117***	***$ -***	***$ -***	***$ -***	***$ -***	***$ -***	***0.00%***
Interest Revenue	**$ (5,620)**	**$ 3,090**	**$ 117**	**$ -**	**$ -**	**$ -**	**$ -**	**$ -**	**0.00%**
38000 - Investment Income	$ (5,620)	$ 3,090	$ 117	$ -	$ -	$ -	$ -	$ -	0.00%
Other	**$ -**	**$ -**	**$ -**	**$ -**	**$ -**	**$ -**	**$ -**	**$ -**	**0.00%**
39900 - Fund Balance Utilization	$ -	$ -	$ -	$ -	$ -	$ -	$ -	$ -	0.00%
Expenses	***$ 3,407,150***	***$ 302,699***	***$ 3,693***	***$ -***	***$ -***	***$ -***	***$ -***	***$ -***	***0.00%***
Contingency and Other	**$ -**	**$ -**	**$ -**	**$ -**	**$ -**	**$ -**	**$ -**	**$ -**	**0.00%**
89000 - Addition to Fund Balance	$ -	$ -	$ -	$ -	$ -	$ -	$ -	$ -	0.00%
Debt Service	**$ 3,407,150**	**$ -**	**$ -**	**$ -**	**$ -**	**$ -**	**$ -**	**$ -**	**0.00%**
80000 - Bond Principal	$ 3,320,000	$ -	$ -	$ -	$ -	$ -	$ -	$ -	0.00%
80020 - Interest- Bonds	$ 87,150	$ -	$ -	$ -	$ -	$ -	$ -	$ -	0.00%
Transfers Out	**$ -**	**$ 302,699**	**$ 3,693**	**$ -**	**$ -**	**$ -**	**$ -**	**$ -**	**0.00%**
99302 - Transfer to Motor Fuel Tax Fund 302	$ -	$ 302,699	$ 3,693	$ -	$ -	$ -	$ -	$ -	0.00%
621 Transit Sales Tax Debt Service									
Revenue	***$ (4)***	***$ 1,789***	***$ 56***	***$ -***	***$ -***	***$ -***	***$ -***	***$ -***	***0.00%***
Interest Revenue	**$ (4)**	**$ 1,789**	**$ 56**	**$ -**	**$ -**	**$ -**	**$ -**	**$ -**	**0.00%**
38000 - Investment Income	$ (4)	$ 1,789	$ 56	$ -	$ -	$ -	$ -	$ -	0.00%
Other	**$ -**	**$ -**	**$ -**	**$ -**	**$ -**	**$ -**	**$ -**	**$ -**	**0.00%**

Committee Revenue Expense Budget Report - by Account Detail

Through May 31, 2026 (50.0% YTD, 50.00% Payroll Expense through Pay Period Ending 5/23/2026)

***2021, 2022, 2023, 2024, 2025 and 2026 Actual Fiscal Year**

Department / Fund / Account Classification	2021 Actual Amount*	2022 Actual Amount*	2023 Actual Amount*	2024 Actual Amount*	2025 Actual Amount*	2026 Actual Amount*	2026 Amended Budget	2026 Adopted Budget	2026 YTD% Actual/Amended Budget
39900 - Fund Balance Utilization	$ -	$ -	$ -	$ -	$ -	$ -	$ -	$ -	0.00%
Expenses	***$ -***	***$ 174,715***	***$ 1,803***	***$ -***	***$ -***	***$ -***	***$ -***	***$ -***	***0.00%***
Contingency and Other	**$ -**	**$ -**	**$ -**	**$ -**	**$ -**	**$ -**	**$ -**	**$ -**	**0.00%**
89000 - Addition to Fund Balance	$ -	$ -	$ -	$ -	$ -	$ -	$ -	$ -	0.00%
Transfers Out	**$ -**	**$ 174,715**	**$ 1,803**	**$ -**	**$ -**	**$ -**	**$ -**	**$ -**	**0.00%**
99305 - Transfer to Transportation Sales Tax Fund 305	$ -	$ 174,715	$ 1,803	$ -	$ -	$ -	$ -	$ -	0.00%
622 Recovery Zone Bond Debt Service									
Revenue	***$ 174,695***	***$ 63,197***	***$ 123,327***	***$ 117,760***	***$ 96,321***	***$ 40,062***	***$ 154,714***	***$ 154,714***	***25.89%***
Interest Revenue	**$ (1,399)**	**$ (12,823)**	**$ 48,595**	**$ 64,200**	**$ 65,730**	**$ 16,420**	**$ 25,455**	**$ 25,455**	**64.51%**
38000 - Investment Income	$ (1,399)	$ (12,823)	$ 48,595	$ 64,200	$ 65,730	$ 16,420	$ 25,455	$ 25,455	64.51%
Other	**$ -**	**$ -**	**$ -**	**$ -**	**$ -**	**$ -**	**$ -**	**$ -**	**0.00%**
39900 - Fund Balance Utilization	$ -	$ -	$ -	$ -	$ -	$ -	$ -	$ -	0.00%
Reimbursements	**$ 104,353**	**$ 61,087**	**$ 72,160**	**$ 50,988**	**$ 30,591**	**$ 23,642**	**$ 129,259**	**$ 129,259**	**18.29%**
37540 - BAB/RZB Interest Reimbursement	$ 30,801	$ 22,004	$ 20,235	$ 18,416	$ 16,392	$ 7,845	$ 24,404	$ 24,404	32.15%
37560 - Loan Reimbursement	$ 73,552	$ 39,083	$ 51,925	$ 32,572	$ 14,200	$ 15,797	$ 104,855	$ 104,855	15.07%
Transfers In	**$ 71,741**	**$ 14,933**	**$ 2,572**	**$ 2,572**	**$ -**	**$ -**	**$ -**	**$ -**	**0.00%**
39000 - Transfer From Other Funds	$ 71,741	$ -	$ -	$ -	$ -	$ -	$ -	$ -	0.00%
395306 - Transfer from Cheval DeSelle Venetian SBA SW43 Fund 5306	$ -	$ 5,282	$ -	$ -	$ -	$ -	$ -	$ -	0.00%

Committee Revenue Expense Budget Report - by Account Detail

Through May 31, 2026 (50.0% YTD, 50.00% Payroll Expense through Pay Period Ending 5/23/2026)

***2021, 2022, 2023, 2024, 2025 and 2026 Actual Fiscal Year**

Department / Fund / Account Classification	2021 Actual Amount*	2022 Actual Amount*	2023 Actual Amount*	2024 Actual Amount*	2025 Actual Amount*	2026 Actual Amount*	2026 Amended Budget	2026 Adopted Budget	2026 YTD% Actual/Amended Budget
395308 - Transfer from Plank Road Estates SBA SW45 Fund 5308	$ -	$ 3,281	$ -	$ -	$ -	$ -	$ -	$ -	0.00%
395310 - Transfer from Exposition View SBA SW47 Fund 5310	$ -	$ 3,838	$ -	$ -	$ -	$ -	$ -	$ -	0.00%
395311 - Transfer from Pasadena Drive SBA SW48 Fund 5311	$ -	$ 2,532	$ 2,572	$ 2,572	$ -	$ -	$ -	$ -	0.00%
Expenses	***$ 853,135***	***$ 122,403***	***$ 123,234***	***$ 123,778***	***$ 124,525***	***$ 103,586***	***$ 154,714***	***$ 154,714***	***66.95%***
Contingency and Other	**$ -**	**$ -**	**$ -**	**$ -**	**$ -**	**$ -**	**$ 35,280**	**$ 35,280**	**0.00%**
89010 - Addition to Fund Balance - Encumbered	$ -	$ -	$ -	$ -	$ -	$ -	$ 35,280	$ 35,280	0.00%
Contractual Services	**$ 550**	**$ 550**	**$ 550**	**$ 550**	**$ 753**	**$ 422**	**$ 550**	**$ 550**	**76.69%**
50510 - Debt Administration Cost	$ 550	$ 550	$ 550	$ 550	$ 753	$ 422	$ 550	$ 550	76.69%
Debt Service	**$ 852,585**	**$ 121,853**	**$ 122,684**	**$ 123,228**	**$ 118,628**	**$ 103,164**	**$ 118,884**	**$ 118,884**	**86.78%**
80000 - Bond Principal	$ 780,000	$ 70,000	$ 75,000	$ 80,000	$ 80,000	$ 85,000	$ 85,000	$ 85,000	100.00%
80020 - Interest- Bonds	$ 72,585	$ 51,853	$ 47,684	$ 43,228	$ 38,628	$ 18,164	$ 33,884	$ 33,884	53.61%
Transfers Out	**$ -**	**$ -**	**$ -**	**$ -**	**$ 5,144**	**$ -**	**$ -**	**$ -**	**0.00%**
995311 - Transfer to Pasadena Drive Special Billing Area SW48 Fund 5311	$ -	$ -	$ -	$ -	$ 5,144	$ -	$ -	$ -	0.00%
623 JJC/AJC Refunding Debt Service									
Revenue	***$ 12,014,165***	***$ 2,970,265***	***$ 3,041,771***	***$ 3,041,851***	***$ -***	***$ -***	***$ -***	***$ -***	***0.00%***
Interest Revenue	**$ 715**	**$ 28,523**	**$ -**	**$ 80**	**$ -**	**$ -**	**$ -**	**$ -**	**0.00%**
38000 - Investment Income	$ 715	$ 28,523	$ -	$ 80	$ -	$ -	$ -	$ -	0.00%
Other	**$ 9,045,000**	**$ -**	**$ -**	**$ -**	**$ -**	**$ -**	**$ -**	**$ -**	**0.00%**
38800 - Bond Proceeds	$ 9,045,000	$ -	$ -	$ -	$ -	$ -	$ -	$ -	0.00%
39900 - Fund Balance Utilization	$ -	$ -	$ -	$ -	$ -	$ -	$ -	$ -	0.00%
Transfers In	**$ 2,968,450**	**$ 2,941,742**	**$ 3,041,771**	**$ 3,041,771**	**$ -**	**$ -**	**$ -**	**$ -**	**0.00%**
39000 - Transfer From Other Funds	$ 2,968,450	$ -	$ -	$ -	$ -	$ -	$ -	$ -	0.00%
39001 - Transfer from General Fund 001	$ -	$ 2,941,742	$ 3,041,771	$ 3,041,771	$ -	$ -	$ -	$ -	0.00%
Expenses	***$ 11,884,225***	***$ 2,817,506***	***$ 2,931,846***	***$ 3,035,741***	***$ 3,578,281***	***$ -***	***$ -***	***$ -***	***0.00%***
Contractual Services	**$ 450**	**$ -**	**$ -**	**$ -**	**$ -**	**$ -**	**$ -**	**$ -**	**0.00%**
50510 - Debt Administration Cost	$ 450	$ -	$ -	$ -	$ -	$ -	$ -	$ -	0.00%
Debt Service	**$ 11,883,775**	**$ 2,817,506**	**$ 2,931,846**	**$ 3,035,741**	**$ 3,137,356**	**$ -**	**$ -**	**$ -**	**0.00%**
80000 - Bond Principal	$ 2,455,000	$ 2,620,000	$ 2,900,000	$ 3,015,000	$ 3,130,000	$ -	$ -	$ -	0.00%
80020 - Interest- Bonds	$ 385,275	$ 197,506	$ 31,846	$ 20,741	$ 7,356	$ -	$ -	$ -	0.00%
80040 - Debt Issuance Costs	$ 48,500	$ -	$ -	$ -	$ -	$ -	$ -	$ -	0.00%
80500 - Debt Service Requirement	$ -	$ -	$ -	$ -	$ -	$ -	$ -	$ -	0.00%
88980 - Transfer to Escrow Agent	$ 8,995,000	$ -	$ -	$ -	$ -	$ -	$ -	$ -	0.00%
Transfers Out	**$ -**	**$ -**	**$ -**	**$ -**	**$ 440,926**	**$ -**	**$ -**	**$ -**	**0.00%**
99001 - Transfer to General Fund 001	$ -	$ -	$ -	$ -	$ 440,926	$ -	$ -	$ -	0.00%
99010 - Transfer To Insurance Liability Fund 010	$ -	$ -	$ -	$ -	$ -	$ -	$ -	$ -	0.00%
624 Longmeadow Debt Service									
Revenue	***$ -***	***$ 963,995***	***$ 1,764,376***	***$ 19,344,484***	***$ 8,169,629***	***$ -***	***$ -***	***$ -***	***0.00%***
Interest Revenue	**$ -**	**$ -**	**$ 45,496**	**$ 29,779**	**$ 6**	**$ -**	**$ -**	**$ -**	**0.00%**
38000 - Investment Income	$ -	$ -	$ 45,496	$ 29,779	$ 6	$ -	$ -	$ -	0.00%
Other	**$ -**	**$ -**	**$ -**	**$ -**	**$ -**	**$ -**	**$ -**	**$ -**	**0.00%**

Committee Revenue Expense Budget Report - by Account Detail

Through May 31, 2026 (50.0% YTD, 50.00% Payroll Expense through Pay Period Ending 5/23/2026)

***2021, 2022, 2023, 2024, 2025 and 2026 Actual Fiscal Year**

Department / Fund / Account Classification	2021 Actual Amount*	2022 Actual Amount*	2023 Actual Amount*	2024 Actual Amount*	2025 Actual Amount*	2026 Actual Amount*	2026 Amended Budget	2026 Adopted Budget	2026 YTD% Actual/Amended Budget
39900 - Fund Balance Utilization	$ -	$ -	$ -	$ -	$ -	$ -	$ -	$ -	0.00%
Reimbursements	**$ -**	**$ -**	**$ -**	**$ -**	**$ -**	**$ -**	**$ -**	**$ -**	**0.00%**
37900 - Miscellaneous Reimbursement	$ -	$ -	$ -	$ -	$ -	$ -	$ -	$ -	0.00%
Transfers In	**$ -**	**$ 963,995**	**$ 1,718,880**	**$ 19,314,706**	**$ 8,169,623**	**$ -**	**$ -**	**$ -**	**0.00%**
39000 - Transfer From Other Funds	$ -	$ -	$ -	$ -	$ -	$ -	$ -	$ -	0.00%
39305 - Transfer from Transportation Sales Tax Fund 305	$ -	$ 963,995	$ 1,718,880	$ 1,095,675	$ 3,592,428	$ -	$ -	$ -	0.00%
39515 - Transfer from Longmeadow Bond Construction Fund 515	$ -	$ -	$ -	$ 18,217,307	$ 933,205	$ -	$ -	$ -	0.00%
39558 - Transfer from North Impact Fees Fund 558	$ -	$ -	$ -	$ -	$ 3,643,967	$ -	$ -	$ -	0.00%
39625 - Transfer from Longmeadow Debt Service Fund 625	$ -	$ -	$ -	$ 1,724	$ 22	$ -	$ -	$ -	0.00%
Expenses	***$ -***	***$ -***	***$ 1,661,852***	***$ 20,409,281***	***$ 8,171,351***	***$ -***	***$ -***	***$ -***	***0.00%***
Debt Service	**$ -**	**$ -**	**$ 1,661,852**	**$ 20,395,725**	**$ 8,171,351**	**$ -**	**$ -**	**$ -**	**0.00%**
80000 - Bond Principal	$ -	$ -	$ 510,000	$ 17,230,000	$ 8,171,351	$ -	$ -	$ -	0.00%
80020 - Interest- Bonds	$ -	$ -	$ 1,151,852	$ 3,165,725	$ -	$ -	$ -	$ -	0.00%
80500 - Debt Service Requirement	$ -	$ -	$ -	$ -	$ -	$ -	$ -	$ -	0.00%
Transfers Out	**$ -**	**$ -**	**$ -**	**$ 13,557**	**$ -**	**$ -**	**$ -**	**$ -**	**0.00%**
99305 - Transfer to Transportation Sales Tax Fund 305	$ -	$ -	$ -	$ 13,557	$ -	$ -	$ -	$ -	0.00%
625 Longmeadow Debt Srv - Cap Int									
Revenue	***$ 463***	***$ 6,388***	***$ -***	***$ 24***	***$ (1)***	***$ -***	***$ -***	***$ -***	***0.00%***
Interest Revenue	**$ 463**	**$ 6,388**	**$ -**	**$ 24**	**$ (1)**	**$ -**	**$ -**	**$ -**	**0.00%**
38000 - Investment Income	$ 463	$ 6,388	$ -	$ 24	$ (1)	$ -	$ -	$ -	0.00%
Other	**$ -**	**$ -**	**$ -**	**$ -**	**$ -**	**$ -**	**$ -**	**$ -**	**0.00%**
39900 - Fund Balance Utilization	$ -	$ -	$ -	$ -	$ -	$ -	$ -	$ -	0.00%
Expenses	***$ 1,218,769***	***$ 1,218,769***	***$ 54,167***	***$ 106,114***	***$ 1,549***	***$ -***	***$ -***	***$ -***	***0.00%***
Contractual Services	**$ -**	**$ -**	**$ -**	**$ -**	**$ 1,526**	**$ -**	**$ -**	**$ -**	**0.00%**
50000 - Project Administration Services	$ -	$ -	$ -	$ -	$ 1,526	$ -	$ -	$ -	0.00%
Debt Service	**$ 1,218,769**	**$ 1,218,769**	**$ 54,167**	**$ -**	**$ -**	**$ -**	**$ -**	**$ -**	**0.00%**
80020 - Interest- Bonds	$ 1,218,769	$ 1,218,769	$ 54,167	$ -	$ -	$ -	$ -	$ -	0.00%
88980 - Transfer to Escrow Agent	$ -	$ -	$ -	$ -	$ -	$ -	$ -	$ -	0.00%
Transfers Out	**$ -**	**$ -**	**$ -**	**$ 106,114**	**$ 22**	**$ -**	**$ -**	**$ -**	**0.00%**
99624 - Transfer to Longmeadow Debt Service Fund 624	$ -	$ -	$ -	$ 106,114	$ 22	$ -	$ -	$ -	0.00%
800 Other- Countywide Expenses									
001 General Fund									
Expenses	***$ 33,647,443***	***$ 30,588,146***	***$ 8,001,055***	***$ 21,789,755***	***$ 15,184,486***	***$ 7,419,294***	***$ 8,747,280***	***$ 9,061,525***	***84.82%***
Capital	**$ 40,876**	**$ -**	**$ -**	**$ -**	**$ -**	**$ -**	**$ -**	**$ -**	**0.00%**
70000 - Computers	$ 40,876	$ -	$ -	$ -	$ -	$ -	$ -	$ -	0.00%
Commodities	**$ 1,081,407**	**$ 1,096,882**	**$ 1,039,931**	**$ 1,187,333**	**$ 1,283,751**	**$ 646,166**	**$ 1,199,034**	**$ 1,399,034**	**53.89%**
60030 - Self-Mailer	$ 3,682	$ 2,259	$ 7,086	$ 2,982	$ 3,309	$ -	$ 8,800	$ 8,800	0.00%
60040 - Postage	$ 438,203	$ 475,719	$ 531,598	$ 575,414	$ 579,849	$ 426,506	$ 578,668	$ 578,668	73.70%
60265 - Public Health Commodities - Coronavirus	$ -	$ 9,744	$ -	$ -	$ -	$ -	$ -	$ -	0.00%

Committee Revenue Expense Budget Report - by Account Detail

Through May 31, 2026 (50.0% YTD, 50.00% Payroll Expense through Pay Period Ending 5/23/2026)

***2021, 2022, 2023, 2024, 2025 and 2026 Actual Fiscal Year**

Department / Fund / Account Classification	2021 Actual Amount*	2022 Actual Amount*	2023 Actual Amount*	2024 Actual Amount*	2025 Actual Amount*	2026 Actual Amount*	2026 Amended Budget	2026 Adopted Budget	2026 YTD% Actual/Amended Budget
64000 - Telephone	$ 372,944	$ 225,877	$ 125,862	$ 188,956	$ 238,775	$ 101,039	$ 319,609	$ 319,609	31.61%
64010 - Cellular Phone	$ 153,931	$ 284,150	$ 261,364	$ 311,164	$ 349,329	$ 61,337	$ 159,200	$ 359,200	38.53%
64020 - Internet	$ 105,237	$ 87,492	$ 96,877	$ 100,884	$ 101,864	$ 53,140	$ 126,800	$ 126,800	41.91%
65000 - Miscellaneous Supplies	$ 7,409	$ 11,641	$ 17,144	$ 7,933	$ 10,625	$ 4,144	$ 5,957	$ 5,957	69.56%
Contractual Services	**$ 1,429,699**	**$ 1,674,655**	**$ 1,738,096**	**$ 1,334,263**	**$ 1,367,846**	**$ 1,279,023**	**$ 2,054,142**	**$ 2,168,387**	**62.27%**
50150 - Contractual/Consulting Services	$ 30,417	$ 54,839	$ -	$ -	$ -	$ -	$ -	$ -	0.00%
50235 - Public Health Services - Coronavirus	$ 643	$ 136,583	$ 51,422	$ -	$ -	$ -	$ -	$ -	0.00%
50340 - Software Licensing Cost	$ 1,012,337	$ 928,451	$ 1,206,934	$ 1,183,073	$ 1,189,414	$ 978,242	$ 1,874,144	$ 1,988,389	52.20%
52130 - Repairs and Maint- Computers	$ 260,758	$ 287,758	$ 287,758	$ -	$ -	$ -	$ -	$ -	0.00%
52210 - Building Lease	$ -	$ -	$ -	$ -	$ -	$ 103,617	$ 179,998	$ 179,998	57.57%
55000 - Miscellaneous Contractual Exp	$ 125,544	$ 267,024	$ 191,982	$ 151,190	$ 178,433	$ 197,165	$ -	$ -	0.00%
Personnel Services- Employee Benefits	**$ -**	**$ -**	**$ -**	**$ 13,626,951**	**$ -**	**$ -**	**$ -**	**$ -**	**0.00%**
45000 - Healthcare Contribution	$ -	$ -	$ -	$ 13,263,378	$ -	$ -	$ -	$ -	0.00%
45010 - Dental Contribution	$ -	$ -	$ -	$ 363,573	$ -	$ -	$ -	$ -	0.00%
Personnel Services- Salaries & Wages	**$ -**	**$ -**	**$ -**	**$ -**	**$ -**	**$ -**	**$ -**	**$ -**	**0.00%**
40003 - Cost of Living Increase	$ -	$ -	$ -	$ -	$ -	$ -	$ -	$ -	0.00%
40007 - Equity Study Adjustments	$ -	$ -	$ -	$ -	$ -	$ -	$ -	$ -	0.00%
Transfers Out	**$ 31,095,461**	**$ 27,816,608**	**$ 5,223,028**	**$ 5,641,208**	**$ 12,532,889**	**$ 5,494,104**	**$ 5,494,104**	**$ 5,494,104**	**100.00%**
99000 - Transfer To Other Funds	$ 5,147,008	$ -	$ -	$ -	$ -	$ -	$ -	$ -	0.00%
99112 - Transfer to Special Reserve Fund 112	$ 80,474	$ 18,908	$ 260,000	$ -	$ -	$ -	$ -	$ -	0.00%
99114 - Transfer to Property Tax Freeze Protection Fund 114	$ 4,490,000	$ 5,644,406	$ -	$ -	$ -	$ -	$ -	$ -	0.00%
99125 - Transfer to Public Safety Sales Tax Fund 125	$ 500,000	$ -	$ -	$ -	$ -	$ -	$ -	$ -	0.00%
99128 - Transfer to Sheriff's Vehicle & Equipment Fund 128	$ -	$ 500,000	$ -	$ -	$ -	$ -	$ -	$ -	0.00%
99269 - Transfer to KaneComm Fund 269	$ -	$ 877,388	$ 921,257	$ 967,321	$ 1,015,687	$ 1,066,471	$ 1,066,471	$ 1,066,471	100.00%
99357 - Transfer to COVID Payroll Reimbursement Fund 357	$ 16,402,979	$ 11,721,664	$ -	$ -	$ -	$ -	$ -	$ -	0.00%
99400 - Transfer to Econ Develop Fund 400	$ -	$ -	$ -	$ 500,000	$ 1,250,000	$ 1,250,000	$ 1,250,000	$ 1,250,000	100.00%
99405 - Transfer to Cost Share Drainage Fund 405	$ -	$ -	$ -	$ 250,000	$ -	$ -	$ -	$ -	0.00%
99420 - Transfer to Stormwater Management Fund 420	$ -	$ -	$ -	$ 30,000	$ -	$ -	$ -	$ -	0.00%
99500 - Transfer to Capital Projects Fund 500	$ 4,475,000	$ 6,112,500	$ 1,000,000	$ 567,116	$ 8,280,000	$ -	$ -	$ -	0.00%
99610 - Transfer to Capital Improvement Debt Service Fund 610	$ -	$ -	$ -	$ -	$ 1,987,202	$ 3,177,633	$ 3,177,633	$ 3,177,633	100.00%
99623 - Transfer to JJC/AJC Refunding Debt Service Fund 623	$ -	$ 2,941,742	$ 3,041,771	$ 3,041,771	$ -	$ -	$ -	$ -	0.00%
99650 - Transfer to Enterprise Surcharge Fund 650	$ -	$ -	$ -	$ 285,000	$ -	$ -	$ -	$ -	0.00%
020 The Stipend Fund									
Expenses	***$ -***	***$ -***	***$ -***	***$ -***	***$ -***	***$ -***	***$ -***	***$ -***	***0.00%***
Contingency and Other	**$ -**	**$ -**	**$ -**	**$ -**	**$ -**	**$ -**	**$ -**	**$ -**	**0.00%**
85000 - Allowance for Budget Expense	$ -	$ -	$ -	$ -	$ -	$ -	$ -	$ -	0.00%
100 County Automation									
Revenue	***$ 6,772***	***$ 6,079***	***$ 6,795***	***$ 8,590***	***$ 8,713***	***$ 3,107***	***$ 8,894***	***$ 8,894***	***34.94%***
Interest Revenue	**$ (3)**	**$ (994)**	**$ 3,543**	**$ 4,728**	**$ 5,190**	**$ 1,346**	**$ 2,119**	**$ 2,119**	**63.51%**
38000 - Investment Income	$ (3)	$ (994)	$ 3,543	$ 4,728	$ 5,190	$ 1,346	$ 2,119	$ 2,119	63.51%
Other	**$ -**	**$ -**	**$ -**	**$ -**	**$ -**	**$ -**	**$ -**	**$ -**	**0.00%**

Committee Revenue Expense Budget Report - by Account Detail

Through May 31, 2026 (50.0% YTD, 50.00% Payroll Expense through Pay Period Ending 5/23/2026)

***2021, 2022, 2023, 2024, 2025 and 2026 Actual Fiscal Year**

Department / Fund / Account Classification	2021 Actual Amount*	2022 Actual Amount*	2023 Actual Amount*	2024 Actual Amount*	2025 Actual Amount*	2026 Actual Amount*	2026 Amended Budget	2026 Adopted Budget	2026 YTD% Actual/Amended Budget
39900 - Fund Balance Utilization	$ -	$ -	$ -	$ -	$ -	$ -	$ -	$ -	0.00%
Charges for Services	**$ 6,775**	**$ 7,073**	**$ 3,252**	**$ 3,862**	**$ 3,523**	**$ 1,762**	**$ 6,775**	**$ 6,775**	**26.00%**
34150 - Recording Fees	$ 6,775	$ 7,073	$ 3,252	$ 3,862	$ 3,523	$ 1,762	$ 6,775	$ 6,775	26.00%
Expenses	***$ -***	***$ -***	***$ -***	***$ -***	***$ -***	***$ -***	***$ 8,894***	***$ 8,894***	***0.00%***
Contingency and Other	**$ -**	**$ -**	**$ -**	**$ -**	**$ -**	**$ -**	**$ -**	**$ -**	**0.00%**
89000 - Addition to Fund Balance	$ -	$ -	$ -	$ -	$ -	$ -	$ -	$ -	0.00%
Contractual Services	**$ -**	**$ -**	**$ -**	**$ -**	**$ -**	**$ -**	**$ 8,894**	**$ 8,894**	**0.00%**
52130 - Repairs and Maint- Computers	$ -	$ -	$ -	$ -	$ -	$ -	$ 8,894	$ 8,894	0.00%
110 Illinois Municipal Retirement									
Revenue	***$ 7,137,362***	***$ 7,080,592***	***$ 5,303,508***	***$ 5,339,029***	***$ 5,219,950***	***$ 331,910***	***$ 8,934,763***	***$ 8,913,583***	***3.71%***
Interest Revenue	**$ (6,704)**	**$ (107,405)**	**$ 342,475**	**$ 398,324**	**$ 271,536**	**$ 50,998**	**$ 197,013**	**$ 197,013**	**25.89%**
38000 - Investment Income	$ (6,704)	$ (107,405)	$ 342,475	$ 398,324	$ 271,536	$ 50,998	$ 197,013	$ 197,013	25.89%
Other	**$ -**	**$ -**	**$ -**	**$ -**	**$ -**	**$ -**	**$ 2,820,164**	**$ 2,798,984**	**0.00%**
39900 - Fund Balance Utilization	$ -	$ -	$ -	$ -	$ -	$ -	$ 2,820,164	$ 2,798,984	0.00%
Transfers In	**$ 135,350**	**$ 431,723**	**$ -**	**$ -**	**$ -**	**$ -**	**$ -**	**$ -**	**0.00%**
39000 - Transfer From Other Funds	$ 100,133	$ (6,057)	$ -	$ -	$ -	$ -	$ -	$ -	0.00%
39001 - Transfer from General Fund 001	$ -	$ 17,780	$ -	$ -	$ -	$ -	$ -	$ -	0.00%
39112 - Transfer from Special Reserve Fund 112	$ 35,217	$ 6,057	$ -	$ -	$ -	$ -	$ -	$ -	0.00%
39160 - Transfer from Vital Record Automation Fund 160	$ -	$ 4,350	$ -	$ -	$ -	$ -	$ -	$ -	0.00%
39357 - Transfer from COVID Payroll Reimbursement Fund 357	$ -	$ 409,593	$ -	$ -	$ -	$ -	$ -	$ -	0.00%
Other Taxes	**$ 3,519**	**$ 10,723**	**$ 13,059**	**$ 5,366**	**$ 9,769**	**$ -**	**$ -**	**$ -**	**0.00%**
30170 - TIF Distribution Tax	$ 3,519	$ 10,723	$ 13,059	$ 5,366	$ 9,769	$ -	$ -	$ -	0.00%
Property Taxes	**$ 7,005,196**	**$ 6,745,550**	**$ 4,947,974**	**$ 4,935,339**	**$ 4,938,645**	**$ 280,912**	**$ 5,917,586**	**$ 5,917,586**	**4.75%**
30000 - Property Taxes	$ 7,005,196	$ 6,728,200	$ 4,924,567	$ 4,908,574	$ 4,907,485	$ 280,912	$ 5,917,586	$ 5,917,586	4.75%
30005 - Property Tax Revenue Recapture	$ -	$ 17,350	$ 23,407	$ 26,765	$ 31,160	$ -	$ -	$ -	0.00%
Expenses	***$ 7,284,795***	***$ 6,963,855***	***$ 5,652,276***	***$ 5,947,938***	***$ 6,892,475***	***$ 3,783,874***	***$ 8,934,763***	***$ 8,913,583***	***42.35%***
Contingency and Other	**$ -**	**$ -**	**$ -**	**$ -**	**$ -**	**$ -**	**$ -**	**$ -**	**0.00%**
89000 - Addition to Fund Balance	$ -	$ -	$ -	$ -	$ -	$ -	$ -	$ -	0.00%
Personnel Services- Employee Benefits	**$ 5,738,812**	**$ 4,820,686**	**$ 5,652,276**	**$ 5,947,938**	**$ 6,892,475**	**$ 3,783,874**	**$ -**	**$ -**	**0.00%**
45200 - IMRF Contribution	$ 3,191,975	$ 3,239,517	$ 2,583,334	$ 2,564,208	$ 3,020,106	$ 1,748,973	$ -	$ -	0.00%
45209 - IMRF Subsidy	$ (19,088)	$ (6,515)	$ -	$ -	$ -	$ -	$ -	$ -	0.00%
45210 - SLEP Contribution	$ 4,092,821	$ 3,724,338	$ 3,068,942	$ 3,383,730	$ 3,872,370	$ 2,034,900	$ -	$ -	0.00%
45219 - SLEP Subsidy	$ (1,526,896)	$ (2,136,654)	$ -	$ -	$ -	$ -	$ -	$ -	0.00%
Services	**$ -**	**$ -**	**$ -**	**$ -**	**$ -**	**$ -**	**$ 8,934,763**	**$ 8,913,583**	**0.00%**
45201 - IMRF Contribution From General Fund	$ -	$ -	$ -	$ -	$ -	$ -	$ 3,989,838	$ 3,968,658	0.00%
45211 - SLEP Contribution from the General Fund	$ -	$ -	$ -	$ -	$ -	$ -	$ 4,944,925	$ 4,944,925	0.00%
Transfers Out	**$ 1,545,984**	**$ 2,143,169**	**$ -**	**$ -**	**$ -**	**$ -**	**$ -**	**$ -**	**0.00%**
99357 - Transfer to COVID Payroll Reimbursement Fund 357	$ 1,545,984	$ 2,143,169	$ -	$ -	$ -	$ -	$ -	$ -	0.00%
111 FICA/Social Security									
Revenue	***$ 4,445,020***	***$ 4,877,248***	***$ 5,256,517***	***$ 5,252,983***	***$ 5,856,454***	***$ 250,438***	***$ 6,837,660***	***$ 6,812,886***	***3.66%***

Committee Revenue Expense Budget Report - by Account Detail

Through May 31, 2026 (50.0% YTD, 50.00% Payroll Expense through Pay Period Ending 5/23/2026)

***2021, 2022, 2023, 2024, 2025 and 2026 Actual Fiscal Year**

Department / Fund / Account Classification	2021 Actual Amount*	2022 Actual Amount*	2023 Actual Amount*	2024 Actual Amount*	2025 Actual Amount*	2026 Actual Amount*	2026 Amended Budget	2026 Adopted Budget	2026 YTD% Actual/Amended Budget
Interest Revenue	**$ (4,824)**	**$ (57,575)**	**$ 162,882**	**$ 178,013**	**$ 137,113**	**$ 18,279**	**$ 94,623**	**$ 94,623**	**19.32%**
38000 - Investment Income	$ (4,824)	$ (57,575)	$ 162,882	$ 178,013	$ 137,113	$ 18,279	$ 94,623	$ 94,623	19.32%
Other	**$ -**	**$ -**	**$ -**	**$ -**	**$ -**	**$ -**	**$ 2,048,194**	**$ 2,023,420**	**0.00%**
39900 - Fund Balance Utilization	$ -	$ -	$ -	$ -	$ -	$ -	$ 2,048,194	$ 2,023,420	0.00%
Reimbursements	**$ 59,101**	**$ 59,118**	**$ 2,069**	**$ 821**	**$ 6,003**	**$ 7,620**	**$ -**	**$ -**	**0.00%**
37900 - Miscellaneous Reimbursement	$ 59,101	$ 59,118	$ 2,069	$ 821	$ 6,003	$ 7,620	$ -	$ -	0.00%
Transfers In	**$ 95,402**	**$ 233,400**	**$ -**	**$ -**	**$ -**	**$ -**	**$ -**	**$ -**	**0.00%**
39000 - Transfer From Other Funds	$ 95,402	$ -	$ -	$ -	$ -	$ -	$ -	$ -	0.00%
39001 - Transfer from General Fund 001	$ -	$ 15,975	$ -	$ -	$ -	$ -	$ -	$ -	0.00%
39112 - Transfer from Special Reserve Fund 112	$ -	$ -	$ -	$ -	$ -	$ -	$ -	$ -	0.00%
39160 - Transfer from Vital Record Automation Fund 160	$ -	$ 4,944	$ -	$ -	$ -	$ -	$ -	$ -	0.00%
39357 - Transfer from COVID Payroll Reimbursement Fund 357	$ -	$ 212,481	$ -	$ -	$ -	$ -	$ -	$ -	0.00%
Other Taxes	**$ 2,102**	**$ 6,925**	**$ 6,907**	**$ 3,688**	**$ 6,715**	**$ -**	**$ -**	**$ -**	**0.00%**
30170 - TIF Distribution Tax	$ 2,102	$ 6,925	$ 6,907	$ 3,688	$ 6,715	$ -	$ -	$ -	0.00%
Property Taxes	**$ 4,293,239**	**$ 4,635,379**	**$ 5,084,658**	**$ 5,070,460**	**$ 5,706,623**	**$ 224,538**	**$ 4,694,843**	**$ 4,694,843**	**4.78%**
30000 - Property Taxes	$ 4,293,239	$ 4,624,746	$ 5,068,569	$ 5,052,019	$ 5,683,053	$ 224,538	$ 4,694,843	$ 4,694,843	4.78%
30005 - Property Tax Revenue Recapture	$ -	$ 10,633	$ 16,089	$ 18,441	$ 23,570	$ -	$ -	$ -	0.00%
Expenses	***$ 4,325,966***	***$ 4,775,471***	***$ 5,121,168***	***$ 5,832,122***	***$ 6,169,227***	***$ 2,983,049***	***$ 6,837,660***	***$ 6,812,886***	***43.63%***
Personnel Services- Employee Benefits	**$ 3,809,097**	**$ 3,999,251**	**$ 5,121,168**	**$ 5,832,122**	**$ 6,169,227**	**$ 2,983,049**	**$ -**	**$ -**	**0.00%**
45100 - FICA/SS Contribution	$ 4,322,189	$ 4,694,158	$ 5,121,168	$ 5,832,122	$ 6,165,923	$ 2,983,049	$ -	$ -	0.00%
45109 - FICA/SS Subsidy	$ (513,092)	$ (776,220)	$ -	$ -	$ -	$ -	$ -	$ -	0.00%
45300 - Payroll Taxes	$ -	$ 81,313	$ -	$ -	$ 3,305	$ -	$ -	$ -	0.00%
Services	**$ -**	**$ -**	**$ -**	**$ -**	**$ -**	**$ -**	**$ 6,837,660**	**$ 6,812,886**	**0.00%**
45101 - FICA/SS Contribution from General Fund	$ -	$ -	$ -	$ -	$ -	$ -	$ 6,837,660	$ 6,812,886	0.00%
Transfers Out	**$ 516,869**	**$ 776,220**	**$ -**	**$ -**	**$ -**	**$ -**	**$ -**	**$ -**	**0.00%**
99112 - Transfer to Special Reserve Fund 112	$ 3,777	$ -	$ -	$ -	$ -	$ -	$ -	$ -	0.00%
99357 - Transfer to COVID Payroll Reimbursement Fund 357	$ 513,092	$ 776,220	$ -	$ -	$ -	$ -	$ -	$ -	0.00%
112 Special Reserve									
Revenue	***$ 351,919***	***$ 35,276***	***$ 23,860,250***	***$ 1,326,223***	***$ 1,413,412***	***$ 358,178***	***$ 417,379***	***$ 417,379***	***85.82%***
Interest Revenue	**$ (52,332)**	**$ 1,368**	**$ (263,037)**	**$ 1,326,223**	**$ 1,413,412**	**$ 358,178**	**$ 417,379**	**$ 417,379**	**85.82%**
38000 - Investment Income	$ (52,332)	$ 1,368	$ (263,037)	$ 1,326,223	$ 1,413,412	$ 358,178	$ 417,379	$ 417,379	85.82%
Other	**$ -**	**$ -**	**$ -**	**$ -**	**$ -**	**$ -**	**$ -**	**$ -**	**0.00%**
39900 - Fund Balance Utilization	$ -	$ -	$ -	$ -	$ -	$ -	$ -	$ -	0.00%
Transfers In	**$ 404,251**	**$ 33,908**	**$ 24,123,288**	**$ -**	**$ -**	**$ -**	**$ -**	**$ -**	**0.00%**
39000 - Transfer From Other Funds	$ 320,000	$ -	$ -	$ -	$ -	$ -	$ -	$ -	0.00%
39001 - Transfer from General Fund 001	$ 80,474	$ 33,908	$ 260,000	$ -	$ -	$ -	$ -	$ -	0.00%
39111 - Transfer from FICA/Social Security Fund 111	$ 3,777	$ -	$ -	$ -	$ -	$ -	$ -	$ -	0.00%
39113 - Transfer From Emergency Reserve Fund 113	$ -	$ -	$ 5,355,530	$ -	$ -	$ -	$ -	$ -	0.00%
39114 - Transfer from Property Freeze Protection Fund 114	$ -	$ -	$ 5,696,471	$ -	$ -	$ -	$ -	$ -	0.00%
39357 - Transfer from COVID Payroll Reimbursement Fund 357	$ -	$ -	$ 12,811,286	$ -	$ -	$ -	$ -	$ -	0.00%
Expenses	***$ 18,893,410***	***$ 525,474***	***$ 33,908***	***$ -***	***$ -***	***$ -***	***$ 417,379***	***$ 417,379***	***0.00%***
Contingency and Other	**$ -**	**$ -**	**$ -**	**$ -**	**$ -**	**$ -**	**$ 417,379**	**$ 417,379**	**0.00%**

Committee Revenue Expense Budget Report - by Account Detail

Through May 31, 2026 (50.0% YTD, 50.00% Payroll Expense through Pay Period Ending 5/23/2026)

***2021, 2022, 2023, 2024, 2025 and 2026 Actual Fiscal Year**

Department / Fund / Account Classification	2021 Actual Amount*	2022 Actual Amount*	2023 Actual Amount*	2024 Actual Amount*	2025 Actual Amount*	2026 Actual Amount*	2026 Amended Budget	2026 Adopted Budget	2026 YTD% Actual/Amended Budget
89000 - Addition to Fund Balance	$ -	$ -	$ -	$ -	$ -	$ -	$ 417,379	$ 417,379	0.00%
Transfers Out	**$ 18,893,410**	**$ 525,474**	**$ 33,908**	**$ -**	**$ -**	**$ -**	**$ -**	**$ -**	**0.00%**
99000 - Transfer To Other Funds	$ 263,959	$ -	$ -	$ -	$ -	$ -	$ -	$ -	0.00%
99001 - Transfer to General Fund 001	$ -	$ 400,474	$ 33,908	$ -	$ -	$ -	$ -	$ -	0.00%
99010 - Transfer To Insurance Liability Fund 010	$ -	$ -	$ -	$ -	$ -	$ -	$ -	$ -	0.00%
99110 - Transfer to Illinois Municipal Retirement Fund 110	$ 35,217	$ -	$ -	$ -	$ -	$ -	$ -	$ -	0.00%
99111 - Transfer to FICA/Social Security Fund 111	$ -	$ -	$ -	$ -	$ -	$ -	$ -	$ -	0.00%
99114 - Transfer to Property Tax Freeze Protection Fund 114	$ 115,000	$ -	$ -	$ -	$ -	$ -	$ -	$ -	0.00%
99357 - Transfer to COVID Payroll Reimbursement Fund 357	$ 18,479,234	$ -	$ -	$ -	$ -	$ -	$ -	$ -	0.00%
99501 - Transfer to Judicial Facility Construction Fund 501	$ -	$ 125,000	$ -	$ -	$ -	$ -	$ -	$ -	0.00%
113 Emergency Reserve									
Revenue	***$ (112)***	***$ (65,350)***	***$ 184,462***	***$ -***	***$ -***	***$ -***	***$ -***	***$ -***	***0.00%***
Interest Revenue	**$ (112)**	**$ (65,350)**	**$ 184,462**	**$ -**	**$ -**	**$ -**	**$ -**	**$ -**	**0.00%**
38000 - Investment Income	$ (112)	$ (65,350)	$ 184,462	$ -	$ -	$ -	$ -	$ -	0.00%
Expenses	***$ -***	***$ -***	***$ 5,355,530***	***$ -***	***$ -***	***$ -***	***$ -***	***$ -***	***0.00%***
Contingency and Other	**$ -**	**$ -**	**$ -**	**$ -**	**$ -**	**$ -**	**$ -**	**$ -**	**0.00%**
89000 - Addition to Fund Balance	$ -	$ -	$ -	$ -	$ -	$ -	$ -	$ -	0.00%
Transfers Out	**$ -**	**$ -**	**$ 5,355,530**	**$ -**	**$ -**	**$ -**	**$ -**	**$ -**	**0.00%**
99112 - Transfer to Special Reserve Fund 112	$ -	$ -	$ 5,355,530	$ -	$ -	$ -	$ -	$ -	0.00%
114 Property Tax Freeze Protection									
Revenue	***$ 4,589,828***	***$ 5,583,705***	***$ 179,485***	***$ -***	***$ -***	***$ -***	***$ -***	***$ -***	***0.00%***
Interest Revenue	**$ (15,172)**	**$ (60,701)**	**$ 179,485**	**$ -**	**$ -**	**$ -**	**$ -**	**$ -**	**0.00%**
38000 - Investment Income	$ (15,172)	$ (60,701)	$ 179,485	$ -	$ -	$ -	$ -	$ -	0.00%
Other	**$ -**	**$ -**	**$ -**	**$ -**	**$ -**	**$ -**	**$ -**	**$ -**	**0.00%**
39900 - Fund Balance Utilization	$ -	$ -	$ -	$ -	$ -	$ -	$ -	$ -	0.00%
Transfers In	**$ 4,605,000**	**$ 5,644,406**	**$ -**	**$ -**	**$ -**	**$ -**	**$ -**	**$ -**	**0.00%**
39001 - Transfer from General Fund 001	$ 4,490,000	$ 5,644,406	$ -	$ -	$ -	$ -	$ -	$ -	0.00%
39112 - Transfer from Special Reserve Fund 112	$ 115,000	$ -	$ -	$ -	$ -	$ -	$ -	$ -	0.00%
Expenses	***$ 2,743,401***	***$ 1,657,750***	***$ 10,706,247***	***$ -***	***$ -***	***$ -***	***$ -***	***$ -***	***0.00%***
Contingency and Other	**$ -**	**$ -**	**$ -**	**$ -**	**$ -**	**$ -**	**$ -**	**$ -**	**0.00%**
89000 - Addition to Fund Balance	$ -	$ -	$ -	$ -	$ -	$ -	$ -	$ -	0.00%
Transfers Out	**$ 2,743,401**	**$ 1,657,750**	**$ 10,706,247**	**$ -**	**$ -**	**$ -**	**$ -**	**$ -**	**0.00%**
99000 - Transfer To Other Funds	$ 2,743,401	$ -	$ -	$ -	$ -	$ -	$ -	$ -	0.00%
99001 - Transfer to General Fund 001	$ -	$ 1,657,750	$ 5,009,776	$ -	$ -	$ -	$ -	$ -	0.00%
99112 - Transfer to Special Reserve Fund 112	$ -	$ -	$ 5,696,471	$ -	$ -	$ -	$ -	$ -	0.00%
125 Public Safety Sales Tax									

Committee Revenue Expense Budget Report - by Account Detail

Through May 31, 2026 (50.0% YTD, 50.00% Payroll Expense through Pay Period Ending 5/23/2026)

***2021, 2022, 2023, 2024, 2025 and 2026 Actual Fiscal Year**

Department / Fund / Account Classification	2021 Actual Amount*	2022 Actual Amount*	2023 Actual Amount*	2024 Actual Amount*	2025 Actual Amount*	2026 Actual Amount*	2026 Amended Budget	2026 Adopted Budget	2026 YTD% Actual/Amended Budget
Revenue	***$ 3,171,601***	***$ 2,153,745***	***$ 2,286,285***	***$ 2,473,387***	***$ 2,716,177***	***$ 883,642***	***$ 4,441,178***	***$ 4,434,149***	***19.90%***
Interest Revenue	**$ (89)**	**$ (13,967)**	**$ 75,886**	**$ 125,152**	**$ 112,116**	**$ 15,673**	**$ 45,193**	**$ 45,193**	**34.68%**
38000 - Investment Income	$ (89)	$ (13,967)	$ 75,886	$ 125,152	$ 112,116	$ 15,673	$ 45,193	$ 45,193	34.68%
Other	**$ -**	**$ -**	**$ -**	**$ -**	**$ -**	**$ -**	**$ 1,928,636**	**$ 1,921,607**	**0.00%**
39900 - Fund Balance Utilization	$ -	$ -	$ -	$ -	$ -	$ -	$ 1,928,636	$ 1,921,607	0.00%
Transfers In	**$ 1,235,079**	**$ -**	**$ -**	**$ -**	**$ -**	**$ -**	**$ -**	**$ -**	**0.00%**
39000 - Transfer From Other Funds	$ 735,079	$ -	$ -	$ -	$ -	$ -	$ -	$ -	0.00%
39001 - Transfer from General Fund 001	$ 500,000	$ -	$ -	$ -	$ -	$ -	$ -	$ -	0.00%
Other Taxes	**$ 1,936,612**	**$ 2,167,713**	**$ 2,210,399**	**$ 2,348,235**	**$ 2,604,061**	**$ 867,969**	**$ 2,467,349**	**$ 2,467,349**	**35.18%**
30105 - Sales Tax- RTA	$ 1,936,612	$ 2,167,713	$ 2,210,399	$ 2,348,235	$ 2,604,061	$ 867,969	$ 2,467,349	$ 2,467,349	35.18%
Expenses	***$ 3,198,624***	***$ 2,690,072***	***$ 1,578,596***	***$ 2,412,477***	***$ 2,762,265***	***$ 1,790,266***	***$ 4,441,178***	***$ 4,434,149***	***40.31%***
Capital	**$ 1,629,298**	**$ 1,098,508**	**$ 276,779**	**$ 507,812**	**$ 325,559**	**$ 106,028**	**$ 1,718,000**	**$ 1,718,000**	**6.17%**
70020 - Computer Software- Capital	$ -	$ -	$ -	$ -	$ -	$ -	$ -	$ -	0.00%
70060 - Communications Equipment	$ 753,692	$ 365,046	$ 276,779	$ 507,812	$ 325,559	$ 106,028	$ 818,000	$ 818,000	12.96%
70070 - Automotive Equipment	$ 875,606	$ 733,462	$ -	$ -	$ -	$ -	$ -	$ -	0.00%
72010 - Building Improvements	$ -	$ -	$ -	$ -	$ -	$ -	$ 900,000	$ 900,000	0.00%
Commodities	**$ -**	**$ -**	**$ -**	**$ -**	**$ -**	**$ -**	**$ -**	**$ -**	**0.00%**
60265 - Public Health Commodities - Coronavirus	$ -	$ -	$ -	$ -	$ -	$ -	$ -	$ -	0.00%
Contingency and Other	**$ -**	**$ -**	**$ -**	**$ -**	**$ -**	**$ -**	**$ -**	**$ -**	**0.00%**
89000 - Addition to Fund Balance	$ -	$ -	$ -	$ -	$ -	$ -	$ -	$ -	0.00%
89010 - Addition to Fund Balance - Encumbered	$ -	$ -	$ -	$ -	$ -	$ -	$ -	$ -	0.00%
Contractual Services	**$ 1,069,326**	**$ 986,058**	**$ 867,817**	**$ 1,177,254**	**$ 1,010,865**	**$ 333,220**	**$ 1,210,778**	**$ 1,210,778**	**27.52%**
50150 - Contractual/Consulting Services	$ 143,368	$ 203,333	$ 187,080	$ 219,073	$ 202,375	$ 75,191	$ 218,000	$ 218,000	34.49%
50235 - Public Health Services - Coronavirus	$ -	$ -	$ -	$ -	$ -	$ -	$ -	$ -	0.00%
50340 - Software Licensing Cost	$ 777,737	$ 634,504	$ 680,737	$ 958,181	$ 806,190	$ 258,029	$ 985,344	$ 985,344	26.19%
52220 - Equipment Lease	$ 148,221	$ 148,221	$ -	$ -	$ -	$ -	$ -	$ -	0.00%
53000 - Liability Insurance	$ -	$ -	$ -	$ -	$ 2,269	$ -	$ 7,316	$ 7,316	0.00%
53020 - Unemployment Claims	$ -	$ -	$ -	$ -	$ 31	$ -	$ 118	$ 118	0.00%
Personnel Services- Employee Benefits	**$ -**	**$ -**	**$ -**	**$ 27,544**	**$ 43,234**	**$ 31,798**	**$ 76,129**	**$ 75,255**	**41.77%**
45000 - Healthcare Contribution	$ -	$ -	$ -	$ 17,912	$ 21,410	$ 19,960	$ 42,054	$ 42,054	47.46%
45010 - Dental Contribution	$ -	$ -	$ -	$ 228	$ 283	$ 270	$ 1,380	$ 1,380	19.54%
45100 - FICA/SS Contribution	$ -	$ -	$ -	$ 5,837	$ 11,019	$ 6,168	$ 15,479	$ 15,008	39.85%
45200 - IMRF Contribution	$ -	$ -	$ -	$ 3,566	$ 7,993	$ 5,400	$ 13,822	$ 13,419	39.07%
53010 - Workers Compensation	$ -	$ -	$ -	$ -	$ 2,529	$ -	$ 3,394	$ 3,394	0.00%
Personnel Services- Salaries & Wages	**$ -**	**$ -**	**$ -**	**$ 80,166**	**$ 148,607**	**$ 85,219**	**$ 202,271**	**$ 196,116**	**42.13%**
40000 - Salaries and Wages	$ -	$ -	$ -	$ 79,566	$ 148,307	$ 82,989	$ 202,271	$ 196,116	41.03%
40200 - Overtime Salaries	$ -	$ -	$ -	$ 600	$ 300	$ 2,230	$ -	$ -	0.00%
Transfers Out	**$ 500,000**	**$ 605,506**	**$ 434,000**	**$ 619,702**	**$ 1,234,000**	**$ 1,234,000**	**$ 1,234,000**	**$ 1,234,000**	**100.00%**
99000 - Transfer To Other Funds	$ 500,000	$ -	$ -	$ -	$ -	$ -	$ -	$ -	0.00%
99001 - Transfer to General Fund 001	$ -	$ -	$ -	$ 185,702	$ -	$ -	$ -	$ -	0.00%
99128 - Transfer to Sheriff's Vehicle & Equipment Fund 128	$ -	$ 605,506	$ 434,000	$ 434,000	$ 1,234,000	$ 1,234,000	$ 1,234,000	$ 1,234,000	100.00%

Committee Revenue Expense Budget Report - by Account Detail

Through May 31, 2026 (50.0% YTD, 50.00% Payroll Expense through Pay Period Ending 5/23/2026)

***2021, 2022, 2023, 2024, 2025 and 2026 Actual Fiscal Year**

Department / Fund / Account Classification	2021 Actual Amount*	2022 Actual Amount*	2023 Actual Amount*	2024 Actual Amount*	2025 Actual Amount*	2026 Actual Amount*	2026 Amended Budget	2026 Adopted Budget	2026 YTD% Actual/Amended Budget
127 Judicial Technology Sales Tax									
Revenue	***$ 1,318,451***	***$ 1,429,232***	***$ 1,527,452***	***$ 1,647,394***	***$ 1,820,163***	***$ 602,311***	***$ 2,042,614***	***$ 2,030,422***	***29.49%***
Interest Revenue	**$ (824)**	**$ (15,909)**	**$ 53,853**	**$ 81,904**	**$ 84,123**	**$ 23,665**	**$ 31,777**	**$ 31,777**	**74.47%**
38000 - Investment Income	$ (824)	$ (15,909)	$ 53,853	$ 81,904	$ 84,123	$ 23,665	$ 31,777	$ 31,777	74.47%
Other	**$ -**	**$ -**	**$ -**	**$ -**	**$ -**	**$ -**	**$ 365,937**	**$ 353,745**	**0.00%**
39900 - Fund Balance Utilization	$ -	$ -	$ -	$ -	$ -	$ -	$ 365,937	$ 353,745	0.00%
Transfers In	**$ 28,200**	**$ -**	**$ -**	**$ -**	**$ -**	**$ -**	**$ -**	**$ -**	**0.00%**
39000 - Transfer From Other Funds	$ 28,200	$ -	$ -	$ -	$ -	$ -	$ -	$ -	0.00%
Other Taxes	**$ 1,291,075**	**$ 1,445,142**	**$ 1,473,600**	**$ 1,565,490**	**$ 1,736,040**	**$ 578,646**	**$ 1,644,900**	**$ 1,644,900**	**35.18%**
30105 - Sales Tax- RTA	$ 1,291,075	$ 1,445,142	$ 1,473,600	$ 1,565,490	$ 1,736,040	$ 578,646	$ 1,644,900	$ 1,644,900	35.18%
Expenses	***$ 593,733***	***$ 1,028,525***	***$ 1,226,978***	***$ 1,524,308***	***$ 1,483,404***	***$ 1,483,609***	***$ 2,042,614***	***$ 2,030,422***	***72.63%***
Contingency and Other	**$ -**	**$ -**	**$ -**	**$ -**	**$ -**	**$ -**	**$ -**	**$ -**	**0.00%**
89000 - Addition to Fund Balance	$ -	$ -	$ -	$ -	$ -	$ -	$ -	$ -	0.00%
89010 - Addition to Fund Balance - Encumbered	$ -	$ -	$ -	$ -	$ -	$ -	$ -	$ -	0.00%
Contractual Services	**$ 440,935**	**$ 839,970**	**$ 906,414**	**$ 1,004,131**	**$ 1,077,558**	**$ 1,255,036**	**$ 1,550,375**	**$ 1,550,375**	**80.95%**

Committee Revenue Expense Budget Report - by Account Detail

Through May 31, 2026 (50.0% YTD, 50.00% Payroll Expense through Pay Period Ending 5/23/2026)

***2021, 2022, 2023, 2024, 2025 and 2026 Actual Fiscal Year**

Department / Fund / Account Classification	2021 Actual Amount*	2022 Actual Amount*	2023 Actual Amount*	2024 Actual Amount*	2025 Actual Amount*	2026 Actual Amount*	2026 Amended Budget	2026 Adopted Budget	2026 YTD% Actual/Amended Budget
50150 - Contractual/Consulting Services	$ 84,625	$ 134,144	$ 83,236	$ 154,071	$ 158,000	$ 81,542	$ 260,000	$ 260,000	31.36%
50235 - Public Health Services - Coronavirus	$ -	$ 85,054	$ -	$ -	$ -	$ -	$ -	$ -	0.00%
50340 - Software Licensing Cost	$ 351,191	$ 596,011	$ 799,995	$ 818,031	$ 890,296	$ 1,146,895	$ 1,247,000	$ 1,247,000	91.97%
53000 - Liability Insurance	$ 1,879	$ 4,668	$ 9,160	$ 9,160	$ 12,122	$ -	$ 13,163	$ 13,163	0.00%
53020 - Unemployment Claims	$ 60	$ 141	$ 126	$ 126	$ 164	$ -	$ 212	$ 212	0.00%
53100 - Conferences and Meetings	$ 3,180	$ 19,734	$ 13,897	$ 22,742	$ 16,976	$ 26,599	$ 30,000	$ 30,000	88.66%
53120 - Employee Mileage Expense	$ -	$ 219	$ -	$ -	$ -	$ -	$ -	$ -	0.00%
Personnel Services- Employee Benefits	**$ 30,868**	**$ 41,289**	**$ 65,800**	**$ 100,953**	**$ 100,908**	**$ 55,528**	**$ 113,025**	**$ 111,510**	**49.13%**
45000 - Healthcare Contribution	$ 11,745	$ 17,799	$ 30,340	$ 56,689	$ 55,347	$ 33,117	$ 55,048	$ 55,048	60.16%
45010 - Dental Contribution	$ 666	$ 803	$ 1,078	$ 2,020	$ 1,767	$ 827	$ 1,836	$ 1,836	45.05%
45100 - FICA/SS Contribution	$ 7,225	$ 9,041	$ 16,258	$ 22,035	$ 22,100	$ 11,595	$ 27,818	$ 27,001	41.68%
45200 - IMRF Contribution	$ 8,285	$ 8,012	$ 11,362	$ 13,449	$ 16,037	$ 9,990	$ 22,214	$ 21,516	44.97%
53010 - Workers Compensation	$ 2,947	$ 5,634	$ 6,761	$ 6,760	$ 5,656	$ -	$ 6,109	$ 6,109	0.00%
Personnel Services- Salaries & Wages	**$ 96,930**	**$ 122,266**	**$ 219,568**	**$ 294,666**	**$ 296,229**	**$ 157,400**	**$ 363,570**	**$ 352,893**	**43.29%**
40000 - Salaries and Wages	$ 96,930	$ 121,066	$ 218,468	$ 293,466	$ 295,910	$ 157,190	$ 363,570	$ 352,893	43.24%
40002 - Non-Union Wage Increase	$ -	$ -	$ -	$ -	$ -	$ -	$ -	$ -	0.00%
40200 - Overtime Salaries	$ -	$ 1,200	$ 1,100	$ 1,200	$ 320	$ 210	$ -	$ -	0.00%
Transfers Out	**$ 25,000**	**$ 25,000**	**$ 35,196**	**$ 124,557**	**$ 8,709**	**$ 15,644**	**$ 15,644**	**$ 15,644**	**100.00%**
99000 - Transfer To Other Funds	$ 25,000	$ -	$ -	$ -	$ -	$ -	$ -	$ -	0.00%
99001 - Transfer to General Fund 001	$ -	$ 25,000	$ 35,196	$ 124,557	$ 8,709	$ 15,644	$ 15,644	$ 15,644	100.00%
353 Coronavirus Relief Fund									
Revenue	***$ 5,792,208***	***$ 1,024***	***$ 2,218***	***$ 2,125***	***$ -***	***$ -***	***$ -***	***$ -***	***0.00%***
Interest Revenue	**$ 1,403**	**$ 1,024**	**$ 2,218**	**$ 2,125**	**$ -**	**$ -**	**$ -**	**$ -**	**0.00%**
38000 - Investment Income	$ 1,403	$ 1,024	$ 2,218	$ 2,125	$ -	$ -	$ -	$ -	0.00%
Other	**$ -**	**$ -**	**$ -**	**$ -**	**$ -**	**$ -**	**$ -**	**$ -**	**0.00%**
39900 - Fund Balance Utilization	$ -	$ -	$ -	$ -	$ -	$ -	$ -	$ -	0.00%
Transfers In	**$ 19,447**	**$ -**	**$ -**	**$ -**	**$ -**	**$ -**	**$ -**	**$ -**	**0.00%**
39000 - Transfer From Other Funds	$ 19,447	$ -	$ -	$ -	$ -	$ -	$ -	$ -	0.00%
Grants	**$ 5,771,358**	**$ -**	**$ -**	**$ -**	**$ -**	**$ -**	**$ -**	**$ -**	**0.00%**
32900 - Coronavirus Relief - CARES Act Grant	$ 5,771,358	$ -	$ -	$ -	$ -	$ -	$ -	$ -	0.00%
Expenses	***$ 5,826,884***	***$ 1,564***	***$ -***	***$ 80,995***	***$ -***	***$ -***	***$ -***	***$ -***	***0.00%***
Capital	**$ 2,496,567**	**$ -**	**$ -**	**$ -**	**$ -**	**$ -**	**$ -**	**$ -**	**0.00%**
70000 - Computers	$ 69,955	$ -	$ -	$ -	$ -	$ -	$ -	$ -	0.00%
70020 - Computer Software- Capital	$ -	$ -	$ -	$ -	$ -	$ -	$ -	$ -	0.00%
70050 - Printers	$ -	$ -	$ -	$ -	$ -	$ -	$ -	$ -	0.00%
70060 - Communications Equipment	$ 465,754	$ -	$ -	$ -	$ -	$ -	$ -	$ -	0.00%
70070 - Automotive Equipment	$ 190,000	$ -	$ -	$ -	$ -	$ -	$ -	$ -	0.00%
70080 - Office Furniture	$ -	$ -	$ -	$ -	$ -	$ -	$ -	$ -	0.00%
70120 - Special Purpose Equipment	$ 149,844	$ -	$ -	$ -	$ -	$ -	$ -	$ -	0.00%
72010 - Building Improvements	$ 1,621,014	$ -	$ -	$ -	$ -	$ -	$ -	$ -	0.00%
Commodities	**$ 425,588**	**$ -**	**$ -**	**$ -**	**$ -**	**$ -**	**$ -**	**$ -**	**0.00%**
60000 - Office Supplies	$ 186	$ -	$ -	$ -	$ -	$ -	$ -	$ -	0.00%
60010 - Operating Supplies	$ -	$ -	$ -	$ -	$ -	$ -	$ -	$ -	0.00%
60040 - Postage	$ -	$ -	$ -	$ -	$ -	$ -	$ -	$ -	0.00%
60265 - Public Health Commodities - Coronavirus	$ 424,584	$ -	$ -	$ -	$ -	$ -	$ -	$ -	0.00%
63000 - Utilities- Natural Gas	$ 120	$ -	$ -	$ -	$ -	$ -	$ -	$ -	0.00%

Committee Revenue Expense Budget Report - by Account Detail

Through May 31, 2026 (50.0% YTD, 50.00% Payroll Expense through Pay Period Ending 5/23/2026)

***2021, 2022, 2023, 2024, 2025 and 2026 Actual Fiscal Year**

Department / Fund / Account Classification	2021 Actual Amount*	2022 Actual Amount*	2023 Actual Amount*	2024 Actual Amount*	2025 Actual Amount*	2026 Actual Amount*	2026 Amended Budget	2026 Adopted Budget	2026 YTD% Actual/Amended Budget
63010 - Utilities- Electric	$ 45	$ -	$ -	$ -	$ -	$ -	$ -	$ -	0.00%
64000 - Telephone	$ 287	$ -	$ -	$ -	$ -	$ -	$ -	$ -	0.00%
64010 - Cellular Phone	$ 228	$ -	$ -	$ -	$ -	$ -	$ -	$ -	0.00%
64020 - Internet	$ 137	$ -	$ -	$ -	$ -	$ -	$ -	$ -	0.00%
Contingency and Other	**$ -**	**$ -**	**$ -**	**$ -**	**$ -**	**$ -**	**$ -**	**$ -**	**0.00%**
85000 - Allowance for Budget Expense	$ -	$ -	$ -	$ -	$ -	$ -	$ -	$ -	0.00%
89000 - Addition to Fund Balance	$ -	$ -	$ -	$ -	$ -	$ -	$ -	$ -	0.00%
Contractual Services	**$ 2,760,075**	**$ 1,564**	**$ -**	**$ -**	**$ -**	**$ -**	**$ -**	**$ -**	**0.00%**
50130 - Certified Audit Contract	$ 2,785	$ 1,564	$ -	$ -	$ -	$ -	$ -	$ -	0.00%
50150 - Contractual/Consulting Services	$ 218,493	$ -	$ -	$ -	$ -	$ -	$ -	$ -	0.00%
50235 - Public Health Services - Coronavirus	$ 151,981	$ -	$ -	$ -	$ -	$ -	$ -	$ -	0.00%
50590 - Professional Services	$ 61	$ -	$ -	$ -	$ -	$ -	$ -	$ -	0.00%
52010 - Janitorial Services	$ 564	$ -	$ -	$ -	$ -	$ -	$ -	$ -	0.00%
52110 - Repairs and Maint- Buildings	$ -	$ -	$ -	$ -	$ -	$ -	$ -	$ -	0.00%
52140 - Repairs and Maint- Copiers	$ 47	$ -	$ -	$ -	$ -	$ -	$ -	$ -	0.00%
52180 - Building Space Rental	$ 5,586	$ -	$ -	$ -	$ -	$ -	$ -	$ -	0.00%
53100 - Conferences and Meetings	$ -	$ -	$ -	$ -	$ -	$ -	$ -	$ -	0.00%
55010 - External Grants	$ 2,380,558	$ -	$ -	$ -	$ -	$ -	$ -	$ -	0.00%
Personnel Services- Employee Benefits	**$ 26,238**	**$ -**	**$ -**	**$ -**	**$ -**	**$ -**	**$ -**	**$ -**	**0.00%**
45000 - Healthcare Contribution	$ 8,022	$ -	$ -	$ -	$ -	$ -	$ -	$ -	0.00%
45009 - Healthcare Subsidy	$ -	$ -	$ -	$ -	$ -	$ -	$ -	$ -	0.00%
45010 - Dental Contribution	$ 292	$ -	$ -	$ -	$ -	$ -	$ -	$ -	0.00%
45019 - Dental Subsidy	$ -	$ -	$ -	$ -	$ -	$ -	$ -	$ -	0.00%
45100 - FICA/SS Contribution	$ 8,995	$ -	$ -	$ -	$ -	$ -	$ -	$ -	0.00%
45109 - FICA/SS Subsidy	$ -	$ -	$ -	$ -	$ -	$ -	$ -	$ -	0.00%
45200 - IMRF Contribution	$ 8,929	$ -	$ -	$ -	$ -	$ -	$ -	$ -	0.00%
45209 - IMRF Subsidy	$ -	$ -	$ -	$ -	$ -	$ -	$ -	$ -	0.00%
45219 - SLEP Subsidy	$ -	$ -	$ -	$ -	$ -	$ -	$ -	$ -	0.00%
Personnel Services- Salaries & Wages	**$ 118,417**	**$ -**	**$ -**	**$ -**	**$ -**	**$ -**	**$ -**	**$ -**	**0.00%**
40000 - Salaries and Wages	$ 118,417	$ -	$ -	$ -	$ -	$ -	$ -	$ -	0.00%
40009 - Salaries and Wages Subsidy	$ -	$ -	$ -	$ -	$ -	$ -	$ -	$ -	0.00%
40020 - Subsidized Salaries & Wages	$ -	$ -	$ -	$ -	$ -	$ -	$ -	$ -	0.00%
Transfers Out	**$ -**	**$ -**	**$ -**	**$ 80,995**	**$ -**	**$ -**	**$ -**	**$ -**	**0.00%**
99001 - Transfer to General Fund 001	$ -	$ -	$ -	$ 80,995	$ -	$ -	$ -	$ -	0.00%
354 Mass Vaccination Fund									
Expenses	***$ 90,029***	***$ 24,365***	***$ -***	***$ 1,228,609***	***$ -***	***$ -***	***$ -***	***$ -***	***0.00%***

Committee Revenue Expense Budget Report - by Account Detail

Through May 31, 2026 (50.0% YTD, 50.00% Payroll Expense through Pay Period Ending 5/23/2026)

***2021, 2022, 2023, 2024, 2025 and 2026 Actual Fiscal Year**

Department / Fund / Account Classification	2021 Actual Amount*	2022 Actual Amount*	2023 Actual Amount*	2024 Actual Amount*	2025 Actual Amount*	2026 Actual Amount*	2026 Amended Budget	2026 Adopted Budget	2026 YTD% Actual/Amended Budget
Contingency and Other	**$ -**	**$ -**	**$ -**	**$ -**	**$ -**	**$ -**	**$ -**	**$ -**	**0.00%**
89000 - Addition to Fund Balance	$ -	$ -	$ -	$ -	$ -	$ -	$ -	$ -	0.00%
Personnel Services- Employee Benefits	**$ 6,398**	**$ 1,731**	**$ -**	**$ -**	**$ -**	**$ -**	**$ -**	**$ -**	**0.00%**
45100 - FICA/SS Contribution	$ 6,398	$ 1,731	$ -	$ -	$ -	$ -	$ -	$ -	0.00%
Personnel Services- Salaries & Wages	**$ 83,631**	**$ 22,633**	**$ -**	**$ -**	**$ -**	**$ -**	**$ -**	**$ -**	**0.00%**
40000 - Salaries and Wages	$ 75,719	$ 22,483	$ -	$ -	$ -	$ -	$ -	$ -	0.00%
40200 - Overtime Salaries	$ 7,913	$ 150	$ -	$ -	$ -	$ -	$ -	$ -	0.00%
Transfers Out	**$ -**	**$ -**	**$ -**	**$ 1,228,609**	**$ -**	**$ -**	**$ -**	**$ -**	**0.00%**
99001 - Transfer to General Fund 001	$ -	$ -	$ -	$ 1,228,609	$ -	$ -	$ -	$ -	0.00%
355 American Rescue Plan									
Revenue	***$ 16,200,498***	***$ 18,853,300***	***$ 5,821,082***	***$ 20,566,093***	***$ 26,099,493***	***$ 180,012***	***$ 26,343,460***	***$ 26,334,183***	***0.68%***
Interest Revenue	**$ 16,533**	**$ 1,030,082**	**$ 1,540,694**	**$ 2,927,538**	**$ 1,777,191**	**$ 180,012**	**$ 933,045**	**$ 933,045**	**19.29%**
38000 - Investment Income	$ 16,533	$ 1,030,082	$ 1,540,694	$ 2,927,538	$ 1,777,191	$ 180,012	$ 933,045	$ 933,045	19.29%
Other	**$ -**	**$ -**	**$ -**	**$ -**	**$ -**	**$ -**	**$ 25,410,415**	**$ 25,401,138**	**0.00%**
39900 - Fund Balance Utilization	$ -	$ -	$ -	$ -	$ -	$ -	$ 25,410,415	$ 25,401,138	0.00%
Transfers In	**$ -**	**$ -**	**$ -**	**$ 216,622**	**$ -**	**$ -**	**$ -**	**$ -**	**0.00%**
39350 - Transfer from County Health Fund 350	$ -	$ -	$ -	$ 122,512	$ -	$ -	$ -	$ -	0.00%
39500 - Transfer from Capital Projects Fund 500	$ -	$ -	$ -	$ 94,110	$ -	$ -	$ -	$ -	0.00%
Grants	**$ 16,183,965**	**$ 17,823,218**	**$ 4,280,388**	**$ 17,421,933**	**$ 24,322,302**	**$ -**	**$ -**	**$ -**	**0.00%**
32910 - American Rescue Plan Grant	$ 16,183,965	$ 17,823,218	$ 4,280,388	$ 17,421,933	$ 24,322,302	$ -	$ -	$ -	0.00%
Expenses	***$ 16,183,965***	***$ 24,183,587***	***$ 13,013,037***	***$ 11,206,193***	***$ 20,669,394***	***$ 7,983,681***	***$ 21,086,460***	***$ 21,077,183***	***37.86%***
Capital	**$ -**	**$ -**	**$ 160,992**	**$ 3,520,699**	**$ 11,496,015**	**$ 3,588,950**	**$ 12,395,329**	**$ 12,395,329**	**28.95%**
70000 - Computers	$ -	$ -	$ 160,992	$ 843,233	$ 919,671	$ 389,126	$ 1,418,650	$ 1,418,650	27.43%
70040 - Mobile Data Units	$ -	$ -	$ -	$ 758,613	$ 758,613	$ -	$ -	$ -	0.00%
70120 - Special Purpose Equipment	$ -	$ -	$ -	$ 230,912	$ 394,908	$ 153,802	$ 83,299	$ 83,299	184.64%
72000 - Building Construction	$ -	$ -	$ -	$ -	$ -	$ -	$ -	$ -	0.00%
72010 - Building Improvements	$ -	$ -	$ -	$ 1,687,941	$ 9,422,823	$ 3,046,022	$ 10,893,380	$ 10,893,380	27.96%
Commodities	**$ 66,909**	**$ 4,365**	**$ 7,904**	**$ 6,953**	**$ 9,865**	**$ 19,693**	**$ 11,500**	**$ 11,500**	**171.24%**
60000 - Office Supplies	$ -	$ -	$ -	$ 2,610	$ 301	$ -	$ 500	$ 500	0.00%
60010 - Operating Supplies	$ -	$ 330	$ -	$ 3,220	$ 7,965	$ 19,693	$ 9,000	$ 9,000	218.81%
60020 - Computer Related Supplies	$ -	$ -	$ 2,190	$ 66	$ -	$ -	$ -	$ -	0.00%
60060 - Computer Software- Non Capital	$ -	$ 2,097	$ -	$ -	$ -	$ -	$ -	$ -	0.00%
60070 - Computer Hardware- Non Capital	$ -	$ 780	$ 4,444	$ -	$ -	$ -	$ 2,000	$ 2,000	0.00%
60265 - Public Health Commodities - Coronavirus	$ 66,909	$ -	$ -	$ -	$ -	$ -	$ -	$ -	0.00%
64000 - Telephone	$ -	$ 217	$ 267	$ 490	$ 825	$ -	$ -	$ -	0.00%
64010 - Cellular Phone	$ -	$ 940	$ 1,003	$ 567	$ 775	$ -	$ -	$ -	0.00%
65000 - Miscellaneous Supplies	$ -	$ -	$ -	$ -	$ -	$ -	$ -	$ -	0.00%
Contingency and Other	**$ -**	**$ -**	**$ -**	**$ -**	**$ -**	**$ -**	**$ -**	**$ -**	**0.00%**
85000 - Allowance for Budget Expense	$ -	$ -	$ -	$ -	$ -	$ -	$ -	$ -	0.00%
Contractual Services	**$ 366,282**	**$ 3,020,209**	**$ 3,822,025**	**$ 5,168,282**	**$ 6,633,215**	**$ 2,212,689**	**$ 6,240,366**	**$ 6,240,366**	**35.46%**
50020 - Special Studies	$ -	$ -	$ 11,519	$ 94,425	$ 6,101	$ -	$ 190,548	$ 190,548	0.00%
50130 - Certified Audit Contract	$ -	$ 2,675	$ 13,675	$ -	$ -	$ -	$ -	$ -	0.00%

Committee Revenue Expense Budget Report - by Account Detail

Through May 31, 2026 (50.0% YTD, 50.00% Payroll Expense through Pay Period Ending 5/23/2026)

***2021, 2022, 2023, 2024, 2025 and 2026 Actual Fiscal Year**

Department / Fund / Account Classification	2021 Actual Amount*	2022 Actual Amount*	2023 Actual Amount*	2024 Actual Amount*	2025 Actual Amount*	2026 Actual Amount*	2026 Amended Budget	2026 Adopted Budget	2026 YTD% Actual/Amended Budget
50150 - Contractual/Consulting Services	$ 46,236	$ 787,387	$ 944,226	$ 2,164,023	$ 3,572,976	$ 1,384,659	$ 4,313,359	$ 4,313,359	32.10%
50235 - Public Health Services - Coronavirus	$ 320,046	$ -	$ -	$ -	$ -	$ -	$ -	$ -	0.00%
50600 - Temporary Help	$ -	$ -	$ -	$ -	$ -	$ -	$ -	$ -	0.00%
50620 - Counseling Services	$ -	$ -	$ -	$ 70,500	$ 190,413	$ 99,975	$ 572,000	$ 572,000	17.48%
52175 - Facility Rental	$ -	$ -	$ -	$ -	$ -	$ -	$ -	$ -	0.00%
53000 - Liability Insurance	$ -	$ 1,187	$ 9,400	$ 3,946	$ 5,075	$ -	$ 15,178	$ 15,178	0.00%
53020 - Unemployment Claims	$ -	$ 84	$ 131	$ 54	$ 70	$ -	$ 246	$ 246	0.00%
55000 - Miscellaneous Contractual Exp	$ -	$ -	$ -	$ -	$ -	$ -	$ -	$ -	0.00%
55010 - External Grants	$ -	$ 2,228,876	$ 2,842,959	$ 2,829,293	$ 2,697,593	$ 726,413	$ 1,149,035	$ 1,149,035	63.22%
55012 - General Donations	$ -	$ -	$ 115	$ 4,812	$ 160,891	$ 1,641	$ -	$ -	0.00%
56030 - Transportation	$ -	$ -	$ -	$ 1,228	$ 98	$ -	$ -	$ -	0.00%
Personnel Services- Employee Benefits	**$ 3,067,964**	**$ 4,533,846**	**$ 63,482**	**$ 127,541**	**$ 157,433**	**$ 74,217**	**$ 147,737**	**$ 146,584**	**50.24%**
45000 - Healthcare Contribution	$ 2,291	$ 21,294	$ 27,254	$ 75,096	$ 93,669	$ 44,350	$ 81,490	$ 81,490	54.42%
45009 - Healthcare Subsidy	$ 971,335	$ 1,529,050	$ -	$ -	$ -	$ -	$ -	$ -	0.00%
45010 - Dental Contribution	$ 83	$ 666	$ 974	$ 2,814	$ 2,962	$ 1,415	$ 2,673	$ 2,673	52.94%
45019 - Dental Subsidy	$ 30,871	$ 45,697	$ -	$ -	$ -	$ -	$ -	$ -	0.00%
45100 - FICA/SS Contribution	$ 1,727	$ 8,202	$ 16,731	$ 29,031	$ 30,680	$ 15,386	$ 31,757	$ 31,135	48.45%
45109 - FICA/SS Subsidy	$ 513,357	$ 776,667	$ -	$ -	$ -	$ -	$ -	$ -	0.00%
45200 - IMRF Contribution	$ 1,987	$ 7,274	$ 11,377	$ 17,599	$ 21,824	$ 13,065	$ 24,775	$ 24,244	52.74%
45209 - IMRF Subsidy	$ 19,417	$ 6,908	$ -	$ -	$ -	$ -	$ -	$ -	0.00%
45219 - SLEP Subsidy	$ 1,526,896	$ 2,136,654	$ -	$ -	$ -	$ -	$ -	$ -	0.00%
53010 - Workers Compensation	$ -	$ 1,433	$ 7,146	$ 3,001	$ 8,299	$ -	$ 7,042	$ 7,042	0.00%
Personnel Services- Salaries & Wages	**$ 7,430,902**	**$ 10,264,798**	**$ 225,985**	**$ 404,369**	**$ 423,770**	**$ 211,617**	**$ 415,012**	**$ 406,888**	**50.99%**
40000 - Salaries and Wages	$ 23,399	$ 112,035	$ 225,985	$ 404,369	$ 423,694	$ 211,617	$ 415,012	$ 406,888	50.99%
40002 - Non-Union Wage Increase	$ -	$ -	$ -	$ -	$ -	$ -	$ -	$ -	0.00%
40003 - Cost of Living Increase	$ -	$ -	$ -	$ -	$ -	$ -	$ -	$ -	0.00%
40009 - Salaries and Wages Subsidy	$ 6,828,570	$ 10,152,763	$ -	$ -	$ -	$ -	$ -	$ -	0.00%
40200 - Overtime Salaries	$ -	$ -	$ -	$ -	$ 75	$ -	$ -	$ -	0.00%
40209 - Overtime Subsidy	$ 578,934	$ -	$ -	$ -	$ -	$ -	$ -	$ -	0.00%
Transfers Out	**$ 5,251,908**	**$ 6,360,370**	**$ 8,732,649**	**$ 1,978,349**	**$ 1,949,096**	**$ 1,876,516**	**$ 1,876,516**	**$ 1,876,516**	**100.00%**
99000 - Transfer To Other Funds	$ 667,042	$ -	$ -	$ -	$ -	$ -	$ -	$ -	0.00%
99001 - Transfer to General Fund 001	$ -	$ -	$ 13,457	$ 1,906,349	$ 1,761,612	$ 1,876,516	$ 1,876,516	$ 1,876,516	100.00%
99200 - Transfer to Court Automation Fund 200	$ -	$ -	$ 2,129	$ -	$ -	$ -	$ -	$ -	0.00%
99201 - Transfer to Court Document Storage Fund 201	$ -	$ -	$ 3,437	$ -	$ -	$ -	$ -	$ -	0.00%
99202 - Transfer to Child Support Fund 202	$ -	$ -	$ 640	$ -	$ -	$ -	$ -	$ -	0.00%
99203 - Transfer to Circuit Clerk Admin Services Fund 203	$ -	$ -	$ 127	$ -	$ -	$ -	$ -	$ -	0.00%
99204 - Transfer to Circuit Clerk Electronic Citation Fund 204	$ -	$ -	$ 666	$ -	$ -	$ -	$ -	$ -	0.00%
99350 - Transfer to County Health Fund 350	$ -	$ 3,730,107	$ 1,317,451	$ -	$ -	$ -	$ -	$ -	0.00%
99354 - Transfer to Mass Vaccination Fund 354	$ 1,018,352	$ (1,199,502)	$ -	$ -	$ -	$ -	$ -	$ -	0.00%
99356 - Transfer to ARP Recoupment of Lost Revenue Fund 356	$ 3,566,515	$ 3,829,764	$ 7,157,001	$ -	$ -	$ -	$ -	$ -	0.00%
99390 - Transfer to Web Technical Services Fund 390	$ -	$ -	$ 60,000	$ -	$ -	$ -	$ -	$ -	0.00%
99400 - Transfer to Econ Develop Fund 400	$ -	$ -	$ 20,000	$ -	$ -	$ -	$ -	$ -	0.00%
99500 - Transfer to Capital Projects Fund 500	$ -	$ -	$ 157,741	$ 72,000	$ -	$ -	$ -	$ -	0.00%
99650 - Transfer to Enterprise Surcharge Fund 650	$ -	$ -	$ -	$ -	$ 187,484	$ -	$ -	$ -	0.00%

Committee Revenue Expense Budget Report - by Account Detail

Through May 31, 2026 (50.0% YTD, 50.00% Payroll Expense through Pay Period Ending 5/23/2026)

***2021, 2022, 2023, 2024, 2025 and 2026 Actual Fiscal Year**

Department / Fund / Account Classification	2021 Actual Amount*	2022 Actual Amount*	2023 Actual Amount*	2024 Actual Amount*	2025 Actual Amount*	2026 Actual Amount*	2026 Amended Budget	2026 Adopted Budget	2026 YTD% Actual/Amended Budget
356 ARP Recoupment of Lost Revenue									
Revenue	***$ 3,571,028***	***$ 3,662,416***	***$ 7,476,140***	***$ 378,782***	***$ 242,337***	***$ (45)***	***$ 1,652,500***	***$ 1,652,500***	***(0.00%)***
Interest Revenue	**$ 4,514**	**$ (167,349)**	**$ 319,139**	**$ 378,782**	**$ 242,337**	**$ (45)**	**$ 168,098**	**$ 168,098**	**(0.03%)**
38000 - Investment Income	$ 4,514	$ (167,349)	$ 319,139	$ 378,782	$ 242,337	$ (45)	$ 168,098	$ 168,098	(0.03%)
Other	**$ -**	**$ -**	**$ -**	**$ -**	**$ -**	**$ -**	**$ 1,484,402**	**$ 1,484,402**	**0.00%**
39900 - Fund Balance Utilization	$ -	$ -	$ -	$ -	$ -	$ -	$ 1,484,402	$ 1,484,402	0.00%
Transfers In	**$ 3,566,515**	**$ 3,829,764**	**$ 7,157,001**	**$ -**	**$ -**	**$ -**	**$ -**	**$ -**	**0.00%**
39000 - Transfer From Other Funds	$ 3,566,515	$ 3,829,764	$ -	$ -	$ -	$ -	$ -	$ -	0.00%
39355 - Transfer from American Rescue Plan Fund 355	$ -	$ -	$ 7,157,001	$ -	$ -	$ -	$ -	$ -	0.00%
Expenses	***$ 3,566,515***	***$ 922,423***	***$ 2,923,276***	***$ 2,116,950***	***$ 3,726,944***	***$ 1,774,237***	***$ 1,652,500***	***$ 1,652,500***	***107.37%***
Contingency and Other	**$ -**	**$ -**	**$ -**	**$ -**	**$ -**	**$ -**	**$ -**	**$ -**	**0.00%**
85000 - Allowance for Budget Expense	$ -	$ -	$ -	$ -	$ -	$ -	$ -	$ -	0.00%
89000 - Addition to Fund Balance	$ -	$ -	$ -	$ -	$ -	$ -	$ -	$ -	0.00%
Contractual Services	**$ -**	**$ -**	**$ 15,934**	**$ 182,334**	**$ 194,444**	**$ 121,737**	**$ -**	**$ -**	**0.00%**
50020 - Special Studies	$ -	$ -	$ 15,934	$ 182,334	$ 194,444	$ 121,737	$ -	$ -	0.00%
Transfers Out	**$ 3,566,515**	**$ 922,423**	**$ 2,907,342**	**$ 1,934,616**	**$ 3,532,500**	**$ 1,652,500**	**$ 1,652,500**	**$ 1,652,500**	**100.00%**
99000 - Transfer To Other Funds	$ 3,566,515	$ 922,423	$ 2,907,342	$ -	$ -	$ -	$ -	$ -	0.00%
99001 - Transfer to General Fund 001	$ -	$ -	$ -	$ 1,934,616	$ 3,532,500	$ 1,652,500	$ 1,652,500	$ 1,652,500	100.00%
99405 - Transfer to Cost Share Drainage Fund 405	$ -	$ -	$ -	$ -	$ -	$ -	$ -	$ -	0.00%
357 COVID Payroll Reimbursement									
Revenue	***$ 36,979,502***	***$ 14,416,735***	***$ 604,280***	***$ -***	***$ -***	***$ -***	***$ -***	***$ -***	***0.00%***
Interest Revenue	**$ 38,212**	**$ (224,318)**	**$ 604,280**	**$ -**	**$ -**	**$ -**	**$ -**	**$ -**	**0.00%**
38000 - Investment Income	$ 38,212	$ (224,318)	$ 604,280	$ -	$ -	$ -	$ -	$ -	0.00%
Other	**$ -**	**$ -**	**$ -**	**$ -**	**$ -**	**$ -**	**$ -**	**$ -**	**0.00%**
39900 - Fund Balance Utilization	$ -	$ -	$ -	$ -	$ -	$ -	$ -	$ -	0.00%
Transfers In	**$ 36,941,289**	**$ 14,641,053**	**$ -**	**$ -**	**$ -**	**$ -**	**$ -**	**$ -**	**0.00%**
39001 - Transfer from General Fund 001	$ 16,402,979	$ 11,721,664	$ -	$ -	$ -	$ -	$ -	$ -	0.00%
39110 - Transfer from Illinois Municipal Retirement Fund 110	$ 1,545,984	$ 2,143,169	$ -	$ -	$ -	$ -	$ -	$ -	0.00%
39111 - Transfer from FICA/Social Security Fund 111	$ 513,092	$ 776,220	$ -	$ -	$ -	$ -	$ -	$ -	0.00%
39112 - Transfer from Special Reserve Fund 112	$ 18,479,234	$ -	$ -	$ -	$ -	$ -	$ -	$ -	0.00%
Expenses	***$ 12,579,730***	***$ 7,989,615***	***$ 31,431,172***	***$ -***	***$ -***	***$ -***	***$ -***	***$ -***	***0.00%***
Capital	**$ 350,279**	**$ -**	**$ -**	**$ -**	**$ -**	**$ -**	**$ -**	**$ -**	**0.00%**
70000 - Computers	$ 100,997	$ -	$ -	$ -	$ -	$ -	$ -	$ -	0.00%
70010 - Lease Purchase- Computers	$ 512	$ -	$ -	$ -	$ -	$ -	$ -	$ -	0.00%
70060 - Communications Equipment	$ 172,971	$ -	$ -	$ -	$ -	$ -	$ -	$ -	0.00%
72010 - Building Improvements	$ 75,798	$ -	$ -	$ -	$ -	$ -	$ -	$ -	0.00%
Commodities	**$ 147,499**	**$ -**	**$ -**	**$ -**	**$ -**	**$ -**	**$ -**	**$ -**	**0.00%**
60265 - Public Health Commodities - Coronavirus	$ 147,499	$ -	$ -	$ -	$ -	$ -	$ -	$ -	0.00%
Contingency and Other	**$ -**	**$ -**	**$ -**	**$ -**	**$ -**	**$ -**	**$ -**	**$ -**	**0.00%**

Committee Revenue Expense Budget Report - by Account Detail

Through May 31, 2026 (50.0% YTD, 50.00% Payroll Expense through Pay Period Ending 5/23/2026)

***2021, 2022, 2023, 2024, 2025 and 2026 Actual Fiscal Year**

Department / Fund / Account Classification	2021 Actual Amount*	2022 Actual Amount*	2023 Actual Amount*	2024 Actual Amount*	2025 Actual Amount*	2026 Actual Amount*	2026 Amended Budget	2026 Adopted Budget	2026 YTD% Actual/Amended Budget
89000 - Addition to Fund Balance	$ -	$ -	$ -	$ -	$ -	$ -	$ -	$ -	0.00%
Contractual Services	**$ 671,423**	**$ -**	**$ -**	**$ -**	**$ -**	**$ -**	**$ -**	**$ -**	**0.00%**
50235 - Public Health Services - Coronavirus	$ 671,423	$ -	$ -	$ -	$ -	$ -	$ -	$ -	0.00%
Transfers Out	**$ 11,410,529**	**$ 7,989,615**	**$ 31,431,172**	**$ -**	**$ -**	**$ -**	**$ -**	**$ -**	**0.00%**
99000 - Transfer To Other Funds	$ 11,410,529	$ -	$ -	$ -	$ -	$ -	$ -	$ -	0.00%
99001 - Transfer to General Fund 001	$ -	$ 4,916,870	$ 11,228,467	$ -	$ -	$ -	$ -	$ -	0.00%
99010 - Transfer To Insurance Liability Fund 010	$ -	$ 140,951	$ -	$ -	$ -	$ -	$ -	$ -	0.00%
99110 - Transfer to Illinois Municipal Retirement Fund 110	$ -	$ 409,593	$ -	$ -	$ -	$ -	$ -	$ -	0.00%
99111 - Transfer to FICA/Social Security Fund 111	$ -	$ 212,481	$ -	$ -	$ -	$ -	$ -	$ -	0.00%
99112 - Transfer to Special Reserve Fund 112	$ -	$ -	$ 12,811,286	$ -	$ -	$ -	$ -	$ -	0.00%
99221 - Transfer to Drug Prosecution Fund 221	$ -	$ 111,640	$ -	$ -	$ -	$ -	$ -	$ -	0.00%
99354 - Transfer to Mass Vaccination Fund 354	$ -	$ 1,948,080	$ -	$ -	$ -	$ -	$ -	$ -	0.00%
99358 - Transfer to FEMA PA Administration Fund 358	$ -	$ 250,000	$ -	$ -	$ -	$ -	$ -	$ -	0.00%
99500 - Transfer to Capital Projects Fund 500	$ -	$ -	$ 7,391,419	$ -	$ -	$ -	$ -	$ -	0.00%
358 FEMA PA Administration									
Revenue	***$ -***	***$ 244,321***	***$ 11,266***	***$ 3,667***	***$ -***	***$ -***	***$ -***	***$ -***	***0.00%***
Interest Revenue	**$ -**	**$ (5,679)**	**$ 11,266**	**$ 3,667**	**$ -**	**$ -**	**$ -**	**$ -**	**0.00%**
38000 - Investment Income	$ -	$ (5,679)	$ 11,266	$ 3,667	$ -	$ -	$ -	$ -	0.00%
Other	**$ -**	**$ -**	**$ -**	**$ -**	**$ -**	**$ -**	**$ -**	**$ -**	**0.00%**
39900 - Fund Balance Utilization	$ -	$ -	$ -	$ -	$ -	$ -	$ -	$ -	0.00%
Transfers In	**$ -**	**$ 250,000**	**$ -**	**$ -**	**$ -**	**$ -**	**$ -**	**$ -**	**0.00%**
39357 - Transfer from COVID Payroll Reimbursement Fund 357	$ -	$ 250,000	$ -	$ -	$ -	$ -	$ -	$ -	0.00%
Expenses	***$ -***	***$ -***	***$ 103,336***	***$ 155,918***	***$ -***	***$ -***	***$ -***	***$ -***	***0.00%***
Contingency and Other	**$ -**	**$ -**	**$ -**	**$ -**	**$ -**	**$ -**	**$ -**	**$ -**	**0.00%**
89000 - Addition to Fund Balance	$ -	$ -	$ -	$ -	$ -	$ -	$ -	$ -	0.00%
Contractual Services	**$ -**	**$ -**	**$ 103,336**	**$ -**	**$ -**	**$ -**	**$ -**	**$ -**	**0.00%**
50150 - Contractual/Consulting Services	$ -	$ -	$ 103,336	$ -	$ -	$ -	$ -	$ -	0.00%
Transfers Out	**$ -**	**$ -**	**$ -**	**$ 155,918**	**$ -**	**$ -**	**$ -**	**$ -**	**0.00%**
99001 - Transfer to General Fund 001	$ -	$ -	$ -	$ 155,918	$ -	$ -	$ -	$ -	0.00%
500 Capital Projects									
Revenue	***$ 7,798,571***	***$ 6,646,012***	***$ 13,119,507***	***$ 2,355,575***	***$ 9,208,654***	***$ 215,316***	***$ 8,877,097***	***$ 8,877,097***	***2.43%***
Interest Revenue	**$ (21,316)**	**$ (180,188)**	**$ 770,829**	**$ 898,179**	**$ 556,091**	**$ 81,340**	**$ 451,224**	**$ 451,224**	**18.03%**
38000 - Investment Income	$ (21,316)	$ (180,188)	$ 770,829	$ 898,179	$ 556,091	$ 81,340	$ 451,224	$ 451,224	18.03%
Other	**$ 5,500**	**$ -**	**$ -**	**$ -**	**$ -**	**$ 3,000**	**$ 7,725,873**	**$ 7,725,873**	**0.04%**
38520 - General Donations	$ -	$ -	$ -	$ -	$ -	$ 3,000	$ -	$ -	0.00%
38570 - Refunds	$ 5,500	$ -	$ -	$ -	$ -	$ -	$ -	$ -	0.00%
39900 - Fund Balance Utilization	$ -	$ -	$ -	$ -	$ -	$ -	$ 7,725,873	$ 7,725,873	0.00%
Transfers In	**$ 7,030,823**	**$ 6,574,080**	**$ 11,338,319**	**$ 1,189,116**	**$ 8,280,000**	**$ -**	**$ -**	**$ -**	**0.00%**
39000 - Transfer From Other Funds	$ 2,395,019	$ 461,580	$ 2,789,159	$ -	$ -	$ -	$ -	$ -	0.00%
39001 - Transfer from General Fund 001	$ 4,635,804	$ 6,112,500	$ 1,000,000	$ 867,116	$ 8,280,000	$ -	$ -	$ -	0.00%
39120 - Transfer from Grand Victoria Casino Elgin Fund 120	$ -	$ -	$ -	$ 250,000	$ -	$ -	$ -	$ -	0.00%

Committee Revenue Expense Budget Report - by Account Detail

Through May 31, 2026 (50.0% YTD, 50.00% Payroll Expense through Pay Period Ending 5/23/2026)

***2021, 2022, 2023, 2024, 2025 and 2026 Actual Fiscal Year**

Department / Fund / Account Classification	2021 Actual Amount*	2022 Actual Amount*	2023 Actual Amount*	2024 Actual Amount*	2025 Actual Amount*	2026 Actual Amount*	2026 Amended Budget	2026 Adopted Budget	2026 YTD% Actual/Amended Budget
39355 - Transfer from American Rescue Plan Fund 355	$ -	$ -	$ 157,741	$ 72,000	$ -	$ -	$ -	$ -	0.00%
39357 - Transfer from COVID Payroll Reimbursement Fund 357	$ -	$ -	$ 7,391,419	$ -	$ -	$ -	$ -	$ -	0.00%
Other Taxes	**$ 183,564**	**$ 252,120**	**$ 260,359**	**$ 268,280**	**$ 239,668**	**$ 130,976**	**$ 100,000**	**$ 100,000**	**130.98%**
30180 - Video Gaming Tax	$ 183,564	$ 252,120	$ 260,359	$ 268,280	$ 239,668	$ 130,976	$ 100,000	$ 100,000	130.98%
Grants	**$ 600,000**	**$ -**	**$ 750,000**	**$ -**	**$ 132,895**	**$ -**	**$ 600,000**	**$ 600,000**	**0.00%**
33900 - Grants - Other	$ 600,000	$ -	$ 750,000	$ -	$ -	$ -	$ 600,000	$ 600,000	0.00%
33902 - Grants - State Government	$ -	$ -	$ -	$ -	$ 132,895	$ -	$ -	$ -	0.00%
Expenses	***$ 3,268,612***	***$ 4,674,061***	***$ 8,597,238***	***$ 16,230,446***	***$ 8,542,337***	***$ 1,882,040***	***$ 8,877,097***	***$ 8,877,097***	***21.20%***
Capital	**$ 2,957,023**	**$ 3,952,545**	**$ 8,060,362**	**$ 15,998,226**	**$ 8,296,636**	**$ 1,860,946**	**$ 8,677,097**	**$ 8,677,097**	**21.45%**
70000 - Computers	$ 475,550	$ 1,633,756	$ 2,015,202	$ 850,801	$ 906,462	$ 246,029	$ 1,191,701	$ 1,191,701	20.65%
70020 - Computer Software- Capital	$ 32,218	$ 119,444	$ 32,441	$ 31,889	$ 649	$ 10,555	$ 511,000	$ 511,000	2.07%
70070 - Automotive Equipment	$ 24,833	$ 96,095	$ 396,976	$ 248,408	$ 158,805	$ 133,334	$ 165,000	$ 165,000	80.81%
70080 - Office Furniture	$ 11,880	$ -	$ -	$ -	$ -	$ -	$ -	$ -	0.00%
70120 - Special Purpose Equipment	$ 29,950	$ 406,212	$ 2,808,833	$ 7,767,620	$ 214,417	$ 6,000	$ -	$ -	0.00%
72000 - Building Construction	$ 774,762	$ -	$ -	$ -	$ -	$ -	$ -	$ -	0.00%
72010 - Building Improvements	$ 1,607,831	$ 1,697,038	$ 2,806,910	$ 7,099,508	$ 7,016,302	$ 1,465,029	$ 6,809,396	$ 6,809,396	21.51%
Commodities	**$ -**	**$ 157,530**	**$ 30,996**	**$ -**	**$ -**	**$ -**	**$ -**	**$ -**	**0.00%**
60265 - Public Health Commodities - Coronavirus	$ -	$ 157,530	$ 30,996	$ -	$ -	$ -	$ -	$ -	0.00%
Contingency and Other	**$ -**	**$ -**	**$ -**	**$ -**	**$ -**	**$ -**	**$ -**	**$ -**	**0.00%**
89000 - Addition to Fund Balance	$ -	$ -	$ -	$ -	$ -	$ -	$ -	$ -	0.00%
Contractual Services	**$ 311,589**	**$ 488,987**	**$ 505,880**	**$ 138,110**	**$ 245,701**	**$ 21,094**	**$ 200,000**	**$ 200,000**	**10.55%**
50000 - Project Administration Services	$ 4,000	$ -	$ -	$ -	$ -	$ -	$ -	$ -	0.00%
50150 - Contractual/Consulting Services	$ 307,589	$ 488,987	$ 505,880	$ 138,110	$ 245,701	$ 21,094	$ 200,000	$ 200,000	10.55%
50235 - Public Health Services - Coronavirus	$ -	$ -	$ -	$ -	$ -	$ -	$ -	$ -	0.00%
Transfers Out	**$ -**	**$ 75,000**	**$ -**	**$ 94,110**	**$ -**	**$ -**	**$ -**	**$ -**	**0.00%**
99355 - Transfer to American Rescue Plan Fund 355	$ -	$ -	$ -	$ 94,110	$ -	$ -	$ -	$ -	0.00%
99601 - Transfer to Public Building Commission Fund 601	$ -	$ 75,000	$ -	$ -	$ -	$ -	$ -	$ -	0.00%
501 Judicial Facility Construction									
Revenue	***$ 661,078***	***$ 850,611***	***$ 3,401,407***	***$ 1,197,246***	***$ 1,128,534***	***$ 543,766***	***$ 904,000***	***$ 904,000***	***60.15%***
Interest Revenue	**$ (51)**	**$ (12,756)**	**$ 81,923**	**$ 84,514**	**$ 114,157**	**$ 35,078**	**$ 40,000**	**$ 40,000**	**87.69%**
38000 - Investment Income	$ (51)	$ (12,756)	$ 81,923	$ 84,514	$ 114,157	$ 35,078	$ 40,000	$ 40,000	87.69%
Other	**$ -**	**$ -**	**$ -**	**$ -**	**$ -**	**$ -**	**$ -**	**$ -**	**0.00%**
39900 - Fund Balance Utilization	$ -	$ -	$ -	$ -	$ -	$ -	$ -	$ -	0.00%
Charges for Services	**$ 661,129**	**$ 738,367**	**$ 774,993**	**$ 833,175**	**$ 862,804**	**$ 458,688**	**$ 864,000**	**$ 864,000**	**53.09%**
35415 - Facility Construction Fee	$ 661,129	$ 738,367	$ 774,993	$ 833,175	$ 862,804	$ 458,688	$ 864,000	$ 864,000	53.09%
Transfers In	**$ -**	**$ 125,000**	**$ -**	**$ -**	**$ -**	**$ -**	**$ -**	**$ -**	**0.00%**
39112 - Transfer from Special Reserve Fund 112	$ -	$ 125,000	$ -	$ -	$ -	$ -	$ -	$ -	0.00%
Grants	**$ -**	**$ -**	**$ 2,544,491**	**$ 279,557**	**$ 151,573**	**$ 50,000**	**$ -**	**$ -**	**0.00%**
32382 - AOIC Modernization Grant	$ -	$ -	$ 2,544,491	$ 279,557	$ 151,573	$ 50,000	$ -	$ -	0.00%
Expenses	***$ 416,198***	***$ 832,475***	***$ 3,450,599***	***$ 644,251***	***$ 407,673***	***$ 148,203***	***$ 904,000***	***$ 904,000***	***16.39%***
Capital	**$ 416,198**	**$ 832,475**	**$ 906,108**	**$ 364,694**	**$ 270,358**	**$ 123,105**	**$ 904,000**	**$ 904,000**	**13.62%**
70120 - Special Purpose Equipment	$ -	$ -	$ -	$ -	$ 14,612	$ 23,746	$ -	$ -	0.00%
72010 - Building Improvements	$ 416,198	$ 832,475	$ 906,108	$ 364,694	$ 255,747	$ 99,359	$ 904,000	$ 904,000	10.99%
Contingency and Other	**$ -**	**$ -**	**$ -**	**$ -**	**$ -**	**$ -**	**$ -**	**$ -**	**0.00%**
89000 - Addition to Fund Balance	$ -	$ -	$ -	$ -	$ -	$ -	$ -	$ -	0.00%

Committee Revenue Expense Budget Report - by Account Detail

Through May 31, 2026 (50.0% YTD, 50.00% Payroll Expense through Pay Period Ending 5/23/2026)

***2021, 2022, 2023, 2024, 2025 and 2026 Actual Fiscal Year**

Department / Fund / Account Classification	2021 Actual Amount*	2022 Actual Amount*	2023 Actual Amount*	2024 Actual Amount*	2025 Actual Amount*	2026 Actual Amount*	2026 Amended Budget	2026 Adopted Budget	2026 YTD% Actual/Amended Budget
Contractual Services	**$ -**	**$ -**	**$ 2,544,491**	**$ 279,557**	**$ 137,315**	**$ 25,098**	**$ -**	**$ -**	**0.00%**
50150 - Contractual/Consulting Services	$ -	$ -	$ 2,544,491	$ 279,557	$ 105,750	$ 25,098	$ -	$ -	0.00%
50340 - Software Licensing Cost	$ -	$ -	$ -	$ -	$ 31,565	$ -	$ -	$ -	0.00%
510 Capital Improvement Bond Const									
Revenue	***$ 782***	***$ 4,683***	***$ -***	***$ 2,161***	***$ (6,844)***	***$ -***	***$ 16,854***	***$ 16,854***	***0.00%***
Interest Revenue	**$ 782**	**$ 4,683**	**$ -**	**$ 2,161**	**$ (6,844)**	**$ -**	**$ 16,854**	**$ 16,854**	**0.00%**
38000 - Investment Income	$ 782	$ 4,683	$ -	$ 2,161	$ (6,844)	$ -	$ 16,854	$ 16,854	0.00%
Other	**$ -**	**$ -**	**$ -**	**$ -**	**$ -**	**$ -**	**$ -**	**$ -**	**0.00%**
39900 - Fund Balance Utilization	$ -	$ -	$ -	$ -	$ -	$ -	$ -	$ -	0.00%
Reimbursements	**$ -**	**$ -**	**$ -**	**$ -**	**$ -**	**$ -**	**$ -**	**$ -**	**0.00%**
37900 - Miscellaneous Reimbursement	$ -	$ -	$ -	$ -	$ -	$ -	$ -	$ -	0.00%
Expenses	***$ 3,791,708***	***$ -***	***$ -***	***$ -***	***$ -***	***$ -***	***$ 16,854***	***$ 16,854***	***0.00%***
Capital	**$ 3,791,660**	**$ -**	**$ -**	**$ -**	**$ -**	**$ -**	**$ -**	**$ -**	**0.00%**
72000 - Building Construction	$ 3,394,861	$ -	$ -	$ -	$ -	$ -	$ -	$ -	0.00%
72010 - Building Improvements	$ 396,799	$ -	$ -	$ -	$ -	$ -	$ -	$ -	0.00%
Contingency and Other	**$ -**	**$ -**	**$ -**	**$ -**	**$ -**	**$ -**	**$ 16,854**	**$ 16,854**	**0.00%**
89000 - Addition to Fund Balance	$ -	$ -	$ -	$ -	$ -	$ -	$ 16,854	$ 16,854	0.00%
Contractual Services	**$ 48**	**$ -**	**$ -**	**$ -**	**$ -**	**$ -**	**$ -**	**$ -**	**0.00%**

Committee Revenue Expense Budget Report - by Account Detail

Through May 31, 2026 (50.0% YTD, 50.00% Payroll Expense through Pay Period Ending 5/23/2026)

***2021, 2022, 2023, 2024, 2025 and 2026 Actual Fiscal Year**

Department / Fund / Account Classification	2021 Actual Amount*	2022 Actual Amount*	2023 Actual Amount*	2024 Actual Amount*	2025 Actual Amount*	2026 Actual Amount*	2026 Amended Budget	2026 Adopted Budget	2026 YTD% Actual/Amended Budget
50150 - Contractual/Consulting Services	$ 48	$ -	$ -	$ -	$ -	$ -	$ -	$ -	0.00%
652 Health Insurance Fund									
Revenue	***$ 16,934,067***	***$ 18,609,860***	***$ 20,284,936***	***$ 22,928,675***	***$ 24,544,120***	***$ 12,354,413***	***$ 25,674,286***	***$ 25,674,286***	***48.12%***
Interest Revenue	**$ 5,673**	**$ (89,645)**	**$ 354,484**	**$ 576,782**	**$ 693,727**	**$ 151,100**	**$ 197,013**	**$ 197,013**	**76.70%**
38000 - Investment Income	$ 5,673	$ (89,645)	$ 354,484	$ 576,782	$ 693,727	$ 151,100	$ 197,013	$ 197,013	76.70%
Other	**$ 16,928,394**	**$ 18,699,505**	**$ 19,930,451**	**$ 22,351,893**	**$ 23,850,393**	**$ 12,203,313**	**$ 25,477,273**	**$ 25,477,273**	**47.90%**
38900 - Miscellaneous Other	$ -	$ 17,880	$ -	$ -	$ -	$ -	$ -	$ -	0.00%
38910 - Healthcare Employer Portion	$ 12,211,311	$ 13,116,149	$ 14,469,417	$ 16,153,512	$ 17,336,051	$ 8,943,781	$ 19,153,444	$ 19,153,444	46.70%
38915 - Dental Employer Portion	$ 421,550	$ 425,507	$ 407,933	$ 473,351	$ 488,597	$ 250,333	$ 526,708	$ 526,708	47.53%
38920 - Healthcare Employee Portion	$ 2,501,115	$ 3,197,317	$ 2,925,521	$ 3,385,325	$ 3,646,226	$ 1,901,194	$ 3,922,995	$ 3,922,995	48.46%
38921 - Dental Employee Portion	$ 267,158	$ 281,567	$ 269,619	$ 299,829	$ 309,612	$ 158,384	$ 107,880	$ 107,880	146.81%
38927 - MERP Employer Portion	$ 888,142	$ 998,731	$ 1,120,209	$ 1,324,816	$ 1,328,270	$ 604,131	$ 1,154,246	$ 1,154,246	52.34%
38930 - Retiree Payments	$ 577,472	$ 609,359	$ 707,560	$ 689,732	$ 663,413	$ 310,596	$ 580,000	$ 580,000	53.55%
38935 - Retiree Payments - Dental	$ 2,886	$ 2,615	$ 3,815	$ 2,886	$ 3,656	$ 1,801	$ 32,000	$ 32,000	5.63%
38940 - Cobra Payments	$ 55,784	$ 47,684	$ 24,367	$ 20,799	$ 71,341	$ 31,777	$ -	$ -	0.00%
38945 - Cobra Payments - Dental	$ 2,977	$ 2,696	$ 2,010	$ 1,644	$ 3,227	$ 1,318	$ -	$ -	0.00%
39900 - Fund Balance Utilization	$ -	$ -	$ -	$ -	$ -	$ -	$ -	$ -	0.00%
Expenses	***$ 17,764,377***	***$ 17,440,846***	***$ 19,243,130***	***$ 20,607,136***	***$ 23,025,431***	***$ 10,505,964***	***$ 25,674,286***	***$ 25,674,286***	***40.92%***
Commodities	**$ -**	**$ -**	**$ -**	**$ -**	**$ -**	**$ 298**	**$ 1,000**	**$ 1,000**	**29.75%**
60010 - Operating Supplies	$ -	$ -	$ -	$ -	$ -	$ 298	$ 1,000	$ 1,000	29.75%
Contingency and Other	**$ -**	**$ -**	**$ -**	**$ -**	**$ -**	**$ -**	**$ 215,164**	**$ 215,164**	**0.00%**
89000 - Addition to Fund Balance	$ -	$ -	$ -	$ -	$ -	$ -	$ 215,164	$ 215,164	0.00%
Contractual Services	**$ 17,734,614**	**$ 17,429,144**	**$ 19,178,364**	**$ 20,590,539**	**$ 23,015,048**	**$ 10,503,166**	**$ 25,458,122**	**$ 25,458,122**	**41.26%**
50150 - Contractual/Consulting Services	$ 100,800	$ 114,000	$ 108,000	$ 110,250	$ 113,250	$ 59,750	$ 117,000	$ 117,000	51.07%
50340 - Software Licensing Cost	$ -	$ -	$ -	$ -	$ -	$ -	$ 6,000	$ 6,000	0.00%
50520 - Healthcare Admin Services	$ 10,860	$ 11,244	$ 11,665	$ 15,703	$ 19,628	$ 8,965	$ 17,000	$ 17,000	52.74%
53005 - Healthcare - Stop Loss Insurance	$ (648,154)	$ 343,700	$ 472,979	$ (529,267)	$ 830,842	$ (464,008)	$ 2,186,083	$ 2,186,083	(21.23%)
53031 - Self Insured Healthcare Claims	$ 14,472,391	$ 12,895,597	$ 14,701,903	$ 17,512,709	$ 18,786,966	$ 9,504,406	$ 21,903,694	$ 21,903,694	43.39%
53032 - Self Insured Healthcare Claims Administration	$ 577,521	$ 612,809	$ 617,794	$ 658,572	$ 726,612	$ 313,745	$ (1,177,112)	$ (1,177,112)	(26.65%)
53033 - Healthcare Facility Access Fee	$ 43,966	$ 76,025	$ 13,041	$ 231,063	$ 55,115	$ 20,049	$ -	$ -	0.00%
53034 - Healthcare HMO Managed Care Fee	$ 82,666	$ 92,087	$ 104,647	$ 104,847	$ 50,839	$ 34,822	$ -	$ -	0.00%
53035 - Healthcare Physician Services Fee	$ 2,360,426	$ 2,658,797	$ 2,594,715	$ 2,612,488	$ 2,550,994	$ 998,550	$ -	$ -	0.00%
53037 - Healthcare Credits	$ (584,532)	$ (758,354)	$ (914,429)	$ (1,419,708)	$ (1,602,594)	$ (779,518)	$ -	$ -	0.00%
53038 - Healthcare - Vision Insurance	$ 79,982	$ 74,975	$ 81,318	$ 83,696	$ 85,316	$ 46,986	$ 96,288	$ 96,288	48.80%
53039 - Affordable Care Act Fee	$ 4,878	$ 3,210	$ 5,217	$ 5,699	$ 6,359	$ -	$ 7,000	$ 7,000	0.00%
53300 - Healthcare - Health Insurance	$ 89,873	$ 129,795	$ 125,395	$ 160,639	$ 319,267	$ 106,104	$ 213,390	$ 213,390	49.72%
53310 - Healthcare - Dental Insurance	$ 726,514	$ 732,083	$ 804,932	$ 742,246	$ 826,220	$ 438,139	$ 899,679	$ 899,679	48.70%
53320 - Healthcare - Life Insurance	$ 34,494	$ 42,029	$ 40,678	$ 57,705	$ 17,760	$ -	$ -	$ -	0.00%
53330 - Healthcare - Medical Expense Reimbursement	$ 163,392	$ 331,406	$ 447,562	$ 535,057	$ 270,665	$ 113,142	$ -	$ -	0.00%
53332 - MERP Claim Reimbursements	$ -	$ -	$ -	$ -	$ -	$ -	$ 1,055,600	$ 1,055,600	0.00%
53334 - MERP Administration Fees	$ -	$ -	$ -	$ -	$ -	$ -	$ 30,000	$ 30,000	0.00%
53340 - Healthcare - Medical Premium Reimbursement	$ 54,593	$ 55,424	$ 62,949	$ 83,841	$ 7,811	$ -	$ -	$ -	0.00%
53350 - Healthcare - MERP Shared Savings	$ 164,946	$ 14,316	$ -	$ -	$ -	$ -	$ -	$ -	0.00%

Committee Revenue Expense Budget Report - by Account Detail

Through May 31, 2026 (50.0% YTD, 50.00% Payroll Expense through Pay Period Ending 5/23/2026)

***2021, 2022, 2023, 2024, 2025 and 2026 Actual Fiscal Year**

Department / Fund / Account Classification	2021 Actual Amount*	2022 Actual Amount*	2023 Actual Amount*	2024 Actual Amount*	2025 Actual Amount*	2026 Actual Amount*	2026 Amended Budget	2026 Adopted Budget	2026 YTD% Actual/Amended Budget
53380 - Healthcare - Wellness	$ -	$ -	$ (100,000)	$ (375,000)	$ (50,000)	$ -	$ -	$ -	0.00%
53400 - Employee Assistance Plan	$ -	$ -	$ -	$ -	$ -	$ 6,720	$ 12,000	$ 12,000	56.00%
53405 - HSA Employee Accounts	$ -	$ -	$ -	$ -	$ -	$ 95,313	$ 91,500	$ 91,500	104.17%
Personnel Services- Employee Benefits	**$ 29,762**	**$ 11,702**	**$ 64,766**	**$ 16,596**	**$ 10,383**	**$ 2,500**	**$ -**	**$ -**	**0.00%**
45100 - FICA/SS Contribution	$ 5,012	$ 4,202	$ 8,216	$ 6,465	$ 383	$ -	$ -	$ -	0.00%
45200 - IMRF Contribution	$ -	$ -	$ -	$ -	$ -	$ -	$ -	$ -	0.00%
45210 - SLEP Contribution	$ -	$ -	$ -	$ -	$ -	$ -	$ -	$ -	0.00%
53381 - Healthcare - Wellness Refunds	$ 14,750	$ -	$ 46,550	$ -	$ -	$ -	$ -	$ -	0.00%
850 Other County-Wide Group Ins									
001 General Fund									
Expenses	***$ -***	***$ -***	***$ -***	***$ -***	***$ 14,569,828***	***$ 7,452,686***	***$ 15,302,644***	***$ 15,302,644***	***48.70%***
Services	**$ -**	**$ -**	**$ -**	**$ -**	**$ 14,569,828**	**$ 7,452,686**	**$ 15,302,644**	**$ 15,302,644**	**48.70%**
45006 - General Fund Health Insurance County-Wide	$ -	$ -	$ -	$ -	$ 14,194,326	$ 7,260,207	$ 14,896,819	$ 14,896,819	48.74%
45016 - General Fund Departments Dental Insurance County-Wide	$ -	$ -	$ -	$ -	$ 375,501	$ 192,479	$ 405,825	$ 405,825	47.43%
900 Contingency									
001 General Fund									
Expenses	***$ -***	***$ -***	***$ 22,513***	***$ -***	***$ -***	***$ -***	***$ -***	***$ -***	***0.00%***
Contingency and Other	**$ -**	**$ -**	**$ -**	**$ -**	**$ -**	**$ -**	**$ -**	**$ -**	**0.00%**
85000 - Allowance for Budget Expense	$ -	$ -	$ -	$ -	$ -	$ -	$ -	$ -	0.00%
85030 - Allowance for Adult Board and Care	$ -	$ -	$ -	$ -	$ -	$ -	$ -	$ -	0.00%
85050 - Allowance For Autopsy Expense	$ -	$ -	$ -	$ -	$ -	$ -	$ -	$ -	0.00%
Personnel Services- Employee Benefits	**$ -**	**$ -**	**$ -**	**$ -**	**$ -**	**$ -**	**$ -**	**$ -**	**0.00%**
85020 - Allowance for Healthcare Expense	$ -	$ -	$ -	$ -	$ -	$ -	$ -	$ -	0.00%
85021 - Allowance for Dental Expense	$ -	$ -	$ -	$ -	$ -	$ -	$ -	$ -	0.00%
Personnel Services- Salaries & Wages	**$ -**	**$ -**	**$ -**	**$ -**	**$ -**	**$ -**	**$ -**	**$ -**	**0.00%**
85010 - Allowance for Employee Expense	$ -	$ -	$ -	$ -	$ -	$ -	$ -	$ -	0.00%
660 Working Cash									
Revenue	***$ (71)***	***$ (41,857)***	***$ 155,871***	***$ 196,271***	***$ 205,587***	***$ 52,098***	***$ 79,674***	***$ 79,674***	***65.39%***
Interest Revenue	**$ (71)**	**$ (41,857)**	**$ 155,871**	**$ 196,271**	**$ 205,587**	**$ 52,098**	**$ 79,674**	**$ 79,674**	**65.39%**
38000 - Investment Income	$ (71)	$ (41,857)	$ 155,871	$ 196,271	$ 205,587	$ 52,098	$ 79,674	$ 79,674	65.39%
89000 - Addition to Fund Balance	$ -	$ -	$ -	$ -	$ -	$ -	$ 79,674	$ 79,674	0.00%

STATE OF ILLINOIS)
SS.
COUNTY OF KANE)

RESOLUTION NO. TMP-26-747

AUTHORIZING ACCEPTANCE OF THE LIVE SCAN GRANT FROM THE ILLINOIS CRIMINAL JUSTICE INFORMATION AUTHORITY FOR THE KANE COUNTY SHERIFF'S OFFICE

WHEREAS, the Kane County Sheriff's Office applied for funding from the Illinois Criminal Justice Information Authority (ICJIA) through its Live Scan grant to fund the purchase of updated fingerprinting equipment, which will improve operational efficiency, accuracy, and service delivery by modernizing fingerprinting capabilities; ensure compliance with state and federal regulations, and provide more secure transmission of biometric data to authorized agencies; and

WHEREAS, the Sheriff's Office expects to purchase three new fingerprinting machines with these grant funds: two to replace outdated machines at the Sheriff's Office and one new device with accessories to be placed at the Kane County Courthouse; and

WHEREAS, the County of Kane, on behalf of the Kane County Sheriff's Office, has been awarded the ICJIA Live Scan grant in the amount of Fifty Thousand Dollars ($50,000.00) for the fingerprinting equipment purchase; and

WHEREAS, the grant amount needs to be reflected in the Sheriff's Office revenue and expense General Ledger accounts.

NOW, THEREFORE, BE IT RESOLVED that the Kane County Board authorizes acceptance of the State of Illinois, Criminal Justice Information Authority Live Scan grant funds in the amount of Fifty Thousand Dollars ($50,000.00) on behalf of the Kane County Sheriff's Office to be used for updated fingerprinting machines and accessories and accounted for with the following budget adjustments:

+$50,000.00	001.380.000.37900	Miscellaneous Reimbursement
+$50,000.00	001.380.380.60010	Operating Supplies

Line Item: See above.
Line Item Description: See above.
Was Personnel/Item/Service approved in original budget or a subsequent budget revision? No
Are funds currently available for this Personnel/Item/Service in the specific line item? N/A
If funds are not currently available in the specified line item, where are the funds available?
N/A

Passed by the Kane County Board on July 14, 2026.

_____	_____
John A. Cunningham, MBA, JD, JD	Corinne M. Pierog MA, MBA
Clerk, County Board	Chairman, County Board
Kane County, Illinois	Kane County, Illinois

Vote:

RESOLUTION / ORDINANCE EXECUTIVE SUMMARY ADDENDUM

Title

Authorizing Acceptance of the Live Scan Grant from the Illinois Criminal Justice Information Authority for the Kane County Sheriff's Office

Committee Flow:
Judicial Public Safety Committee, Finance and Budget Committee, Executive Committee, County Board

Contact:
Elizabeth Richards, 630.208.2001

Budget Information:

Was this item budgeted? No	Appropriation Amount: $50,000
If not budgeted, explain funding source: State Grant	
Was this item passed through the appropriate committee? Yes	

Summary:

This resolution authorizes the acceptance of a grant agreement with and receipt of grant funds from the Illinois Criminal Justice Information Authority (ICJIA) in the amount of $50,000. The funds will be used to purchase two replacement fingerprinting devices to modernize Sheri'ffs Office equipment and to install one new fingerprinting station at the Kane County Courthouse, improving operational efficiency and ensuring compliance with state and federal regulations.

STATE OF ILLINOIS)
SS.
COUNTY OF KANE)

RESOLUTION NO. TMP-26-729

AUTHORIZING AN EMERGENCY BUDGET ADJUSTMENT TO INCREASE THE JUDICIARY INTERPRETER SERVICES REIMBURSEMENT LINE ITEM

WHEREAS, the Kane County Board passed Ordinance 25-837, adopting the Fiscal Year 2026 Annual Appropriations and Budget; and

WHEREAS, the Illinois Supreme Court has stated that the fair administration of justice requires that our courts be language accessible to all people, including those who are limited English proficient or are deaf or hard of hearing; and

WHEREAS, the Illinois Supreme Court's Language Access Policy directs that each circuit must develop an annual written Language Access Plan to provide a framework for the provision of Language Access Services for Limited English Proficient Persons; and

WHEREAS, the Illinois Supreme Court's Language Access Policy states that no fee shall be charged to any Limited English Proficient Person for the appointment of an interpreter, and that the cost of providing interpreter services shall be the responsibility of the county or court that has jurisdiction over the judicial proceeding for which the interpreter was appointed; and

WHEREAS, the Illinois Supreme Court has established a process of reimbursement for circuits who choose to use certified and registered interpreters off of the AOIC Interpreter Registry; and

WHEREAS, Judiciary, as responsible stewards of the County's allocation, applies for, submits vouchers, and receives State of Illinois reimbursements every year for our certified and registered interpreters to offset our previous incurred interpreter expenses; and

WHEREAS, Judiciary submitted and received reimbursement in FY25 totaling $825,449.00 (Eight Hundred Twenty-Five Thousand Four Hundred Forty-Nine Dollars); and

WHEREAS, Judiciary budgeted $415,960.00 (Four Hundred Fifteen Thousand Nine Hundred Sixty Dollars) for FY26, and is requesting additional funds that will be received in State of Illinois reimbursements; and

WHEREAS, Judiciary is projected to submit and receive reimbursement in FY26 totaling $850,000 (Eight Hundred Fifty Thousand Dollars).

NOW, THEREFORE, BE IT RESOLVED that the Kane County Board and the Chairman thereof and hereby authorizes Judiciary and Courts to receive an FY26 budget adjustment in the amount of $434,040.00 (Four Hundred Thirty-Four Thousand Forty Dollars) for Interpreter Services.

NOW, THEREFORE, BE IT FURTHER RESOLVED that the Kane County Board authorizes the following adjustment to the Fiscal Year 2026 budget:

+$434,040.00	001.240.240.50150	Contractual Services
+$434,040.00	001.240.000.37630	Interpreter Services Reimbursements

Passed by the Kane County Board on July 14, 2026.

_____
John A. Cunningham, MBA, JD, JD
Clerk, County Board
Kane County, Illinois

_____
Corinne M. Pierog MA, MBA
Chairman, County Board
Kane County, Illinois

Vote:

KANE COUNTY, ILLINOIS

ESTABLISHED JANUARY 16, 1836

Emergency Appropriation and/or Budget Transfer Request

Department Information

Email Address:

O'BrienAndrea@16thcircuit.illinoiscourts.gov

Department:

Judiciary and Courts

Date:

6/1/2026

Category:

- [ ] Personnel Services
- [x] Contractual Services
- [ ] Commodities
- [ ] Capital
- [ ] Other

Fund:

001.240.000.37630

(●) Increase ( ) Decrease

Amount:

$ 434,040.00

Requested Emergency Appropriation and/or Budget Transfer Description and Rationale:

Interpreter Services Reimbursement budget adjustment.

Attach Draft Resolution

Interpreter Reimbursement.docx 14.92KB

Category	Account Number	Approved Budget	Debit	Credit
Contractual Services	001.240.240.40150	$ 415,960.00	$ 434,040.00	$
Interpreter Reimbursement	001.240.000.37630	$ 415,960.00	$	$ 434,040.00

Department Head Approval

Department Head Signature

Andrea O'Brien

Date

6/1/2026

Finance Department Review

Finance Executive Director *

Kathleen T Hopkinson

Date

6/2/2026

RESOLUTION / ORDINANCE EXECUTIVE SUMMARY ADDENDUM

Title

Authorizing an Emergency Budget Adjustment to Increase the Judiciary Interpreter Services Reimbursement Line Item

Committee Flow:
Judicial Public Safety Committee, Finance and Budget Committee, Executive Committee, County Board

Contact:
Jason W. Mathis, 630.208.5145

Budget Information:

Was this item budgeted? No	Appropriation Amount: $434,040
If not budgeted, explain funding source: TBD	
Was this item passed through the appropriate committee? Yes	

Summary:

To authorize receipt of an FY26 budget adjustment for interpreter services.

STATE OF ILLINOIS)
SS.
COUNTY OF KANE)

RESOLUTION NO. TMP-26-728

AUTHORIZING BUDGET ADJUSTMENT FOR USE OF OPIOID SETTLEMENT FUNDS TO SUPPORT THE KANE COUNTY COLLABORATIVE DIVERSION PROGRAM

WHEREAS, by Resolution 23 94, the Kane County Board authorized the creation of a special revenue fund for monies received by Kane County from funds resulting from litigation and/or settlements of opioid litigation; and

WHEREAS, by Resolution 23 94, the Kane County Board designated a panel comprised of the Kane County State's Attorney, the Kane County Sheriff, the Executive Director of the Health Department, the Kane County Coroner, and the Chair of the County Board Public Health Committee as the administrators of the special revenue fund to comply with the terms of the Illinois Opioid Allocation Agreement and all reporting requirements; and

WHEREAS, at the April meeting of the Kane County AD HOC Opioid Settlement Fund Committee, the administrators of the special revenue fund approved using One Hundred Fifty-One Thousand Twenty-Two Dollars ($151,022) of opioid settlement funds to support the Kane County Collaborative Diversion Program, to be used for the salary and benefits of a case manager and for a software subscription; and

WHEREAS, to implement the use that was approved by the administrators of the special revenue fund, in accordance with 55 ILCS 5/6 1003, it is necessary for the Kane County Board to authorize a budget adjustment to the Fiscal Year 2026 budget.

NOW, THEREFORE, BE IT RESOLVED that the Kane County Board authorizes the following adjustment to the Fiscal Year 2026 budget:

$65,000	001.300.306.40000	Salary
$ 4,973	001.300.306.45100	FICA
$ 3,575	001.300.306.45200	IMRF
$ 2,425	001.300.306.53000	Liability Insurance
$ 1,183	001.300.306.53010	Work Comp
$ 39	001.300.306.53020	Unemployment
$38,110	001.300.306.45000	Health Insurance
$ 717	001.300.306.45010	Dental Insurance
$ 5,000	001.300.306.60070	Computer
$30,000	001.300.306.60060	Software
($151,022)	110.800.000.39349	Opioid Settlement Fund

Passed by the Kane County Board on July 14, 2026.

_____	_____
John A. Cunningham, MBA, JD, JD	Corinne M. Pierog MA, MBA
Clerk, County Board	Chairman, County Board
Kane County, Illinois	Kane County, Illinois

Vote:

RESOLUTION / ORDINANCE EXECUTIVE SUMMARY ADDENDUM

Title

Authorizing Budget Adjustment for Use of Opioid Settlement Funds to Support the Kane County Collaborative Diversion Program

Committee Flow:
Judicial Public Safety Committee, Finance and Budget Committee, Executive Committee, County Board

Contact:
Jamie L. Mosser, 630.232.3500

Budget Information:

Was this item budgeted? No	Appropriation Amount: $151,022
If not budgeted, explain funding source: Opioid Settlement Fund	
Was this item passed through the appropriate committee? Yes	

Summary:

This resolution authorizes a budget adjustment to implement a use of opioid settlement funds – supporting the Kane County Collaborative Diversion Program – that was approved by the Ad Hoc Opioid Settlement Fund Committee at its April 17, 2026, meeting.

STATE OF ILLINOIS)
SS.
COUNTY OF KANE)

RESOLUTION NO. TMP-26-525

APPROVING USE OF OPIOID SETTLEMENT FUNDS FOR A KANE COUNTY COLLABORATIVE DIVERSION PROGRAM CASE MANAGER POSITION AND SOFTWARE SUBSCRIPTION

WHEREAS, by Resolution 23-94, the Kane County Board authorized the creation of a special revenue fund for monies received by Kane County from funds resulting from litigation and/or settlements of opioid litigation; and

WHEREAS, by Resolution 23-94, the Kane County Board designated a panel comprised of the Kane County State's Attorney, the Kane County Sheriff, the Executive Director of the Health Department, the Kane County Coroner, and the Chair of the County Board Public Health Committee as the administrators of the special revenue fund to comply with the terms of the Illinois Opioid Allocation Agreement and all reporting requirements; and

WHEREAS, the Kane County Collaborative Diversion Program currently has two case managers on staff and has expressed a need to hire an additional case management due to increasing caseloads; and

WHEREAS, the Kane County Collaborative Diversion Program has provided a request to the panel to use a portion of the opioid settlement funds to support the salary, benefits, and technology equipment and secure communication tools for an additional case manager position, and a software subscription, as outlined in Exhibit A, which is attached and incorporated herein; and

WHEREAS, the Illinois Opioid Allocation Agreement provides that an approved use of funding includes investing in infrastructure or staffing at government or not-for-profit agencies to support collaborative, cross-system coordination with the purpose of preventing overprescribing, opioid misuse, or opioid overdoses, treating those with OUD and any co-occurring SUD/MH conditions, supporting them in treatment or recovery, connecting them to care, or implementing other strategies to abate the opioid epidemic described in the opioid abate strategy list in the Illinois Opioid Allocation Agreement.

NOW, THEREFORE, BE IT RESOLVED that the Kane County AD HOC Opioid Settlement Fund Committee that the panel of designated administrators approve the use of opioid settlement funds to support the salary, in an amount not to exceed sixty-five thousand dollars ($65,000.00), benefits, in an amount not to exceed fifty-one thousand dollars (51,000.00), and technology equipment, in an amount not to exceed five thousand dollars ($5,000.00) for a case manager position in the Kane County Collaborative Diversion Program, and for a three (3) year APRICOT software subscription for the Kane County Collaborative Diversion Program, in an amount not to exceed thirty thousand dollars ($30,000), for a total allocation not to exceed one hundred fifty-one thousand twenty-two dollars ($151,022).

Passed by the Kane County AD HOC Opioid Settlement Fund Committee on April 17, 2026.

John A. Cunningham, MBA, JD, JD
Clerk, County Board
Kane County, Illinois

Michael Isaacson
Kane County Opioid Committee Chair
Kane County, Illinois

Vote: PASSED 4-0

STATE OF ILLINOIS)
SS.
COUNTY OF KANE)

RESOLUTION NO. TMP-26-739

RATIFYING AND APPROVING AGREEMENT BETWEEN DELL TECHNOLOGIES AND KANE COUNTY PUBLIC DEFENDER FOR LAPTOP COMPUTERS

WHEREAS, pursuant to 55 ILCS 5/4 4014, the County of Kane has received funds from the Illinois Supreme Court and the Administrative Office of Illinois Courts for the Kane County Public Defender's Office and public defender services; and

WHEREAS, Kane County Assistant Public Defenders use laptop computers daily to access their client files and to review discovery both paper and digital; and

WHEREAS, Kane County Public Defender received ARPA funds to purchase laptops approximately 3 years ago; and

WHEREAS, the current laptops have reached their end of use, the warranties have ended, and there have been numerous issues with use of the laptops; and

WHEREAS, the purchase of new laptops will allow attorneys in the Public Defender's Office to effectively and efficiently carry out their duties to their clients and to the court; and

WHEREAS, the Public Defender's Office has considered potential alternative providers, and when compared Dell Technologies is the cost-effective option to provide these particular services for the Public Defender's Office; and

WHEREAS, based on the foregoing reasons, it is necessary for the Kane County Board to ratify and approve the agreement between Dell Technologies and the Kane County Public Defender, attached hereto.

NOW, THEREFORE, BE IT RESOLVED by the Kane County Board that the attached agreement between Dell Technologies and the Kane County Public Defender is approved and the signature of the Kane County Public Defender is hereby affirmed and ratified.

Passed by the Kane County Board on July 14, 2026.

_____	_____
John A. Cunningham, MBA, JD, JD	Corinne M. Pierog MA, MBA
Clerk, County Board	Chairman, County Board
Kane County, Illinois	Kane County, Illinois
Vote:	

RESOLUTION / ORDINANCE EXECUTIVE SUMMARY ADDENDUM

Title

Ratifying and Approving Agreement Between Dell Techologies and Kane County Public Defender for Laptop Computers

Committee Flow:
Judicial Public Safety Committee, Finance and Budget Committee, Executive Committee, County Board

Contact:
Rachele Conant, 630.406.7210

Budget Information:

Was this item budgeted? No	Appropriation Amount: $40,074.75
If not budgeted, explain funding source: Funding received from Illinois Supreme Court and AOIC	
Was this item passed through the appropriate committee? Yes	

Summary:

This resolution ratifies and approves an agreement between the Kane County Public Defender and Dell Technologies for laptop computers.

A quote for your consideration.

To retrieve this eQuote online, log in to your **Dell Premier Page** and search for your eQuote number under “Quotes” in the top menu bar.

Quote No.:	3000202805193.1
Total (USD):	$40,074.75
eQuote Name:	PDO Laptops
eQuote Creator:	zakosekjohn@kanecountyil.gov
Quoted On:	May. 18, 2026
Expires By:	Jun. 17, 2026

Company Name:	KANE COUNTY
Customer Number:	1697938
Phone:	6302325910
Premier Page Name:	Kane County IT Departmen

Contract Name:	OMNIA-National Cooperative Purchasing Alliance (NCPA)
Contract Code:	C000001019611
Customer Agreement Number:	NCPA 01-143

Billing Address:
KANE COUNTY
TECH DEPT INFORMATION
719 S BATAVIA AVE
BLDG I
GENEVA , IL 60134

Pricing Summary

	Qty	Unit Price	Discounted Unit Price	Subtotal
Dell Pro 16 16250 Laptop	**45**	**$890.55**	**$890.55**	**$40,074.75**
			Subtotal:	**$40,074.75**
			Shipping:	**$0.00**
			Estimated Tax:	**$0.00**
			Total (USD):	**$40,074.75**

Product Details

	Qty	Unit Price	Subtotal
Dell Pro 16 16250 Laptop (210-BQPL) Order Code: rcrc1490810-9014128	**45**	**$890.55**	**$40,074.75**

Module	Description	Product Code	SKU	Qty

Base	Dell Pro 16 (PC16250) XCTO Base	GXL15O7	210-BQPL	1
Processor	Intel® Core™ Ultra 5 225U (12 TOPS NPU, 12 cores, up to 4.8 GHz)	G0HXBKM	379-BGHC	1
Operating System	Windows 11 Pro	G0VA5W2	619-BBQD	1
Chassis Options	Magnetite color, textured finish	GM3KOYJ	354-BBKB	1
Memory	16 GB: 1 x 16 GB, DDR5, 5600 MT/s, single channel	G6PBQ8I	370-BCMP	1
Base Options	Integrated Intel® graphics for Intel® Core™ Ultra 5 225U processor	GVNBOD0	338-CSJQ	1
Storage	256 GB, TLC, SSD	GBGSQ9W	400-BSKQ	1
Operating System Language Pack	English, French, Spanish, Brazilian Portuguese	GALH68M	619-BBPD	1
Display	16", Non-Touch, FHD+, IPS, 400 nits, 45% NTSC, Anti-Glare, FHD Cam	G9HUYT1	391-BKQK	1
PalmRest	Fingerprint Reader, No vPro	GQZY8XC	346-BMRM	1
Camera	FHD RGB HDR Camera, 1080p at 30 fps, TNR, Camera Shutter, Microphone	GKZIM8N	319-BBKK	1
Keyboard	English US backlit Copilot key keyboard with numeric keypad	GGS30EK	583-BMQF	1
Mouse	No Mouse	G8043UZ	570-AADK	1
Wireless Driver	Intel® AX211 WLAN Driver	G1TWDAU	555-BMFD	1
Wireless	Intel® Wi-Fi 6E AX211, Qualified against Bluetooth® Core 5.4 wireless Card	GTAQB25	555-BLLQ	1
Mobile Broadband	No Mobile Broadband Card	GR957IY	556-BBCD	1
Primary Battery	3-cell, 45 Wh, ExpressCharge™ Capable, ExpressCharge™ Boost Capable	GLWJZ28	451-BDKT	1
Power Supply	65W USB-C AC adapter	GA2KE8W	492-BDTG	1
Power Cord	E4 Power Cord 1M for US	GC90V4B	537-BBDO	1
Placemat	Quick Start Guide	G4FNJQC	340-DTVQ	1
Documentation	Documentation	GUX97AW	340-DNBV	1
ENERGY STAR	ENERGY STAR Qualified	G6J34SM	387-BBLW	1
FGA Module	No FGA	NOFGA	817-BBBB	1
Shipping Material	Dell Pro 16 Mix Model Type-C	GNRCHU0	340-DTZS	1
Transportation from ODM to region	Standard Shipment (S)	G7DC6AK	800-BBQN	1
EAN POD Label	No UPC/EAN Label	G8WGTYN	389-BCGW	1
EPEAT	EPEAT Gold with Climate+	GBU8CHM	379-BDZB	1
Hard Drive Software	Intel® Rapid Storage Technology Driver	GQEKI2J	409-BCYT	1
Systems Management	Intel vPro Enterprise Management Disabled	G51AOJM	631-BCDN	1
Processor Label	Intel® Core™ Ultra 5 Processor Label	GPLA7RK	389-FGFR	1
ICPS	No Intel® Connectivity Performance Suite	GJ5LQFG	650-BBBG	1
Standard Hardware Support Service	3Y ProSupport Next Business Day Onsite Service after remote diagnosis with HW-SW Support	GYG9HJW	975-3461,989-3449,714-0174,714-0181,714-0197,714-0313	1
Windows AutoPilot	No AutoPilot	GYEO2AP	340-CKSZ	1
Microsoft Office	Activate Your Microsoft 365 For A 30 Day Trial	GHKU96A	630-ABBT	1
Non-Microsoft Application Software	Dell Additional Software - Dell Pro Laptop	G3PHAG2	658-BFVB	1
Home and Small Business Security solutions	None	GD4K19S	650-AAAM	1

Operating System Recovery Options	OS-Windows Media Not Included	GLA9OQ1	1
		620-AALW	

Need Help?

We're here to answer any of your Order Support questions. Contact Us.

CONNECT WITH DELL:

Terms of Sale

This Quote will, if Customer issues a purchase order for the quoted items that is accepted by Supplier, constitute a contract between the entity issuing this Quote ("Supplier") and the entity to whom this Quote was issued ("Customer"). Unless otherwise stated herein, pricing is valid for Fourteen days from the date of this Quote. All products, pricing, and other information are based on the latest information available and are subject to change for any reason, including but not limited to tariffs imposed by government authorities, shortages in materials or resources, increase in the cost of manufacturing or other factors beyond Supplier's reasonable control. If such changes occur, pricing may be adjusted or purchase orders may be cancelled by Supplier, even after an order has been placed. Supplier also reserves the right to cancel this Quote and Customer purchase orders arising from pricing errors and/or customer changes to Supplier's planned delivery date.Taxes and/or freight charges listed on this Quote are only estimates. The final amounts shall be stated on the relevant invoice. Additional freight charges will be applied if Customer requests expedited shipping. Please indicate any tax exemption status on your purchase order and send your tax exemption certificate to Tax_Department@dell.com or ARSalesTax@emc.com, as applicable.

Governing Terms: This Quote is subject to: (a) a separate written agreement between Customer or Customer's affiliate and Supplier or a Supplier´s affiliate to the extent that it expressly applies to the products and/or services in this Quote or, to the extent there is no such agreement, to the applicable set of Dell's Terms of Sale (available at www.dell.com/terms or www.dell.com/oemterms), or for cloud/as-a-Service offerings, the applicable cloud terms of service (identified on the Offer Specific Terms referenced below); and (b) the terms referenced herein (collectively, the "Governing Terms"). Different Governing Terms may apply to different products and services on this Quote. The Governing Terms apply to the exclusion of all terms and conditions incorporated in or referred to in any documentation submitted by Customer to Supplier.

Supplier Software Licenses and Services Descriptions: Customer's use of any Supplier software is subject to the license terms accompanying the software, or in the absence of accompanying terms, the applicable terms posted on www.Dell.com/eula. Descriptions and terms for Supplier-branded standard services are stated at www.dell.com/servicecontracts/global or for certain infrastructure products at www.dellemc.com/en-us/customer-services/product-warranty-and-service-descriptions.htm.

Offer-Specific, Third Party and Program Specific Terms: Customer's use of third-party software is subject to the license terms that accompany the software. Certain Supplier-branded and third-party products and services listed on this Quote are subject to additional, specific terms stated on www.dell.com/offeringspecificterms ("Offer Specific Terms").

In case of Resale only: Should Customer procure any products or services for resale, whether on standalone basis or as part of a solution, Customer shall include the applicable software license terms, services terms, and/or offer-specific terms in a written agreement with the end-user and provide written evidence of doing so upon receipt of request from Supplier.

In case of Financing only: If Customer intends to enter into a financing arrangement ("Financing Agreement") for the products and/or services on this Quote with Dell Financial Services LLC or other funding source pre-approved by Supplier ("FS"), Customer may issue its purchase order to Supplier or to FS. If issued to FS, Supplier will fulfill and invoice FS upon confirmation that: (a) FS intends to enter into a Financing Agreement with Customer for this order; and (b) FS agrees to procure these items from Supplier. Notwithstanding the Financing Agreement, Customer's use (and Customer's resale of and the end-user's use) of these items in the order is subject to the applicable governing agreement between Customer and Supplier, except that title shall transfer from Supplier to FS instead of to Customer. If FS notifies Supplier after shipment that Customer is no longer pursuing a Financing Agreement for these items, or if Customer fails to enter into such Financing Agreement within 120 days after shipment by Supplier, Customer shall promptly pay the Supplier invoice amounts directly to Supplier.

Customer represents that this transaction does not involve: (a) use of U.S. Government funds; (b) use by or resale to the U.S. Government; or (c) maintenance and support of the product(s) listed in this document within classified spaces. Customer further represents that this transaction does not require Supplier's compliance with any statute, regulation or information technology standard applicable to a U.S. Government procurement.

For certain products shipped to end users in California, a State Environmental Fee will be applied to Customer's invoice. Supplier encourages customers to dispose of electronic equipment properly.

Electronically linked terms and descriptions are available in hard copy upon request.

Dell Marketing LP. U.S. only. Dell Marketing LP. is located at One Dell Way, Mail Stop 8129, Round Rock, TX 78682

STATE OF ILLINOIS)
SS.
COUNTY OF KANE)

RESOLUTION NO. TMP-26-735

AUTHORIZING AN ADDENDUM TO THE INTERGOVERNMENTAL AGREEMENT WITH ROCK ISLAND COUNTY FOR JUVENILE DETENTION SERVICES

WHEREAS, the Constitution of the State of Illinois of 1970, Article VII, Section 10, provides that units of local government may contract or otherwise associate among themselves to obtain or share services and to exercise, combine, or transfer any power or function in any matter not prohibited by law or by ordinance and may use their credit, revenues, and other resources to pay costs related to intergovernmental activities; and

WHEREAS, the Intergovernmental Cooperation Act, 5 ILCS 220/1 et seq., provides that any county may participate in an intergovernmental agreement under this Act notwithstanding the absence of specific authority under the State law to perform the service involved provided that the unit of local government contracting with the county has authority to perform the service; and

WHEREAS, on December 1, 2025, Rock Island County entered into an intergovernmental agreement with Kane County wherein Kane County houses Rock Island County minors at its Juvenile Justice Center with a per diem charge of $225.00 (two hundred and twenty-five dollars) per day per minor. That agreement states that the JJC will only transport Rock Island County minors to non-scheduled, off-site medical care services, such as, emergency hospital care. For those transports, Rock Island County will compensate Kane County for mileage, any other transportation expenses incurred and staffing coverage at an hourly rate of $100; if the transport occurs on a holiday, the rate will be $150 per hour; and

WHEREAS, Rock Island County has requested to amend our intergovernmental agreement to reflect that the JJC will also provide transportation for Rock Island County youth for scheduled off-site medical care, such as routine medical and dental examinations. For the expense and staffing of such trips, Rock Island County shall compensate Kane County for mileage, any other transportation expenses incurred and staffing coverage at an hourly rate of $200; if the transport occurs on a holiday, the rate will be $250 per hour. The three-year intergovernmental agreement with Rock Island County continues until December 1, 2028.

NOW, THEREFORE, BE IT RESOLVED by the Kane County Board that Madam Chair be authorized to sign an addendum to the three-year agreement with Rock Island County, allowing Kane County to transport Rock Island County youth to scheduled off site appointments.

Line Item: 001.430.000.37090
Line Item Description: Youth Home Reimbursement
Was Personnel/Item/Service approved in original budget or a subsequent budget revision? N/A
Are funds currently available for this Personnel/Item/Service in the specific line item? N/A
If funds are not currently available in the specified line item, where are the funds available?
N/A

Passed by the Kane County Board on July 14, 2026.

_____	_____
John A. Cunningham, MBA, JD, JD	Corinne M. Pierog MA, MBA
Clerk, County Board	Chairman, County Board
Kane County, Illinois	Kane County, Illinois

Vote:

RESOLUTION / ORDINANCE EXECUTIVE SUMMARY ADDENDUM

Title

Authorizing an Addendum to the Intergovernmental Agreement with Rock Island County for Juvenile Detention Services

Committee Flow:
Judicial Public Safety Committee, Finance and Budget Committee, Executive Committee, County Board

Contact:
Lisa Aust, 630.232.5809

Budget Information:

Was this item budgeted? N/A	Appropriation Amount: $N/A
If not budgeted, explain funding source: N/A	
Was this item passed through the appropriate committee? Yes	

Summary:

This is an addendum to the three-year intergovernmental agreement with Rock Island County entered into on December 1, 2025, to provide juvenile detention services for Rock Island County minors in need of such services.

Rock Island County has requested to amend our intergovernmental agreement to reflect that the JJC will also provide transportation for Rock Island County youth for scheduled off-site medical care, such as routine medical and dental examinations. For the expense and staffing of such trips, Rock Island County shall compensate Kane County for mileage, any other transportation expenses incurred and staffing coverage at an hourly rate of $200; if the transport occurs on a holiday, the rate will be $250 per hour. The three-year intergovernmental agreement with Rock Island County continues until December 1, 2028.

STATE OF ILLINOIS)
SS.
COUNTY OF KANE)

RESOLUTION NO. TMP-26-821

APPROVING AND AUTHORIZING THE TERMINATION OF CONTRACT FOR SNOW PLOWING SERVICES WITH WINTER SERVICES, LLC (CONTRACT #24-039-TK)

WHEREAS, through BID #24-039-TK, the County of Kane received BIDs for Snow Plowing Services at the following properties: Government Center, Building C, Judicial Center, Juvenile Justice Center, Sheriff's Office and Jail, Animal Control, Gas Pumps and Office of Emergency Management which is managed by the Building Management Department; and

WHEREAS, pursuant to Resolution No. 24-357, the County of Kane entered into a three (3) year contract, effective 2024 fall season, with mutual option for two (2) one-year renewal periods, with Winter Services LLC for Snow Plowing Services; and

WHEREAS, pursuant to the terms of the Contract, the County may terminate the Contract at any time upon thirty (30) days written notice; and

WHEREAS, the Kane County Building Management Department has determined that it is in the best interest of the County to terminate the contract with Winter Services LLC.

NOW, THEREFORE, BE IT RESOLVED that the Kane County Board approves and authorizes the termination of the aforementioned Contract with Winter Services LLC for Snow Plowing Services for various Kane County Government facilities (Contract #24-039-TK); and

NOW, THEREFORE, BE IT RESOLVED by the Kane County Board that the Kane County Board Chairman is authorized to execute any required documents and take any and all immediate actions necessary to effectuate this termination, subject to the review and advisement of the Kane County State's Attorney's Office.

Passed by the Kane County Board on July 14, 2026.

_____	_____
John A. Cunningham, MBA, JD, JD	Corinne M. Pierog MA, MBA
Clerk, County Board	Chairman, County Board
Kane County, Illinois	Kane County, Illinois

Vote:

RESOLUTION / ORDINANCE EXECUTIVE SUMMARY ADDENDUM

Title

Approving and Authorizing the Termination of Contract for Snow Plowing Services with Winter Services, LLC (Contract #24-039-TK)

Committee Flow:
Finance and Budget Committee, Executive Committee, County Board

Contact:
Tim Keovongsak, 630.232.5107

Budget Information:

Was this item budgeted? N/A	Appropriation Amount: $N/A
If not budgeted, explain funding source:	
Was this item passed through the appropriate committee? Yes	

Summary:

This resolution authorizes the Kane County Board Chairman to terminate the agreement pursuant to Resolution 24-357 for snow plowing services with Winter Services LLC.

STATE OF ILLINOIS)
SS.
COUNTY OF KANE)

RESOLUTION NO. TMP-26-826

BUDGET ADJUSTMENT TO RECLASSIFY BUDGETED EXPENSES INTO NEW SUBDEPARTMENT CODE

WHEREAS, the 2026 Budget appropriated Grand Victoria Casino funds for the Finance Department's Grant Administrator; and

WHEREAS, when the 2026 budget was adopted the general ledger account codes used to track the salaries and benefits of the Grant Administrator's expenses in the Grand Victoria Casino Fund #120 are codes associated with the Grant Victoria Casino fund and should more appropriately by associated with the Finance Department;

NOW, THEREFORE, BE IT RESOLVED by the Kane County Board that a new sub-department code be used in the Grand Victoria Casino Fund #120 to track the costs of the Grant Administrator and that the original budgeted amounts for the Grant Administrator in the Grand Victoria Casino Fund #120 be reclassified into the new sub-department codes as follows:

($88,745)	120.010.020.40000	Personnel Services - Salaries & Wages
($ 6,790)	120.010.020.45100	Personnel Services - FICA/Social Security Contribution
($ 5,805)	120.010.020.45200	Personnel Services - IMRF Contribution
($ 1,536)	120.010.020.53010	Worker Compensation
$88,745	120.040.020.40000	Personnel Services - Salaries & Wages
$ 6,790	120.040.020.45100	Personnel Services - FICA/Social Security Contribution
$ 5,805	120.040.020.45200	Personnel Services - IMRF Contribution
$ 1,536	120.040.020.53010	Worker Compensation

Passed by the Kane County Board on July 14, 2026.

_____
John A. Cunningham, MBA, JD, JD
Clerk, County Board
Kane County, Illinois

_____
Corinne M. Pierog MA, MBA
Chairman, County Board
Kane County, Illinois

Vote:

RESOLUTION / ORDINANCE EXECUTIVE SUMMARY ADDENDUM

Title

Budget Adjustment to Reclassify Budgeted Expenes into New Subdepartment Code

Committee Flow:
Finance and Budget Committee, Executive Committee, County Board

Contact:
Kathleen T Hopkinson, 630.208-5132

Budget Information:

Was this item budgeted? Yes	Appropriation Amount: $N/A
If not budgeted, explain funding source:	
Was this item passed through the appropriate committee? Yes	

Summary:

This resolution authorizes Finance to use a new sub-department code in the Grand Victoria Casino Fund #120 to track the costs of the Grant Administrator and that the original budgeted amounts for the Grant Administrator in the Grand Victoria Casino Fund #120 be reclassified into the new sub-department codes that more appropriately associate the costs with the Finance Department.

Department Information

Email Address:

ramerholmesamy@kanecountyil.gov

Department:

Finance

Date:

6/17/2026

Category:

- [x] Personnel Services
- [x] Contractual Services
- [ ] Commodities
- [ ] Capital
- [ ] Other

Fund:

Fund 120

(•) Increase ( ) Decrease

Amount:

$ 102,876.00

Requested Emergency Appropriation and/or Budget Transfer Description and Rationale:

This resolution authorizes Finance to use a new sub-department code in the Grand Victoria Casino Fund #120 to track the costs of the Grant Administrator and that the original budgeted amounts for the Grant Administrator in the Grand Victoria Casino Fund #120 be reclassified into the new sub-department codes that more appropriately associate the costs with the Finance Department.

Attach Draft Resolution

Resolution - Budget Adjustment to Reclassify Sub-Department Codes.docx 13.01KB

Category	Account Number	Approved Budget	Debit	Credit
Personnel	120.010.020.40000	$ 88,745.00	$ 0.00	$ 88,745.00
Personnel	120.010.020.45000	$ 6,790.00	$ 0.00	$ 6,790.00
Personnel	120.010.020.45200	$ 5,805.00	$ 0.00	$ 5,805.00
Contractual	120.010.020.53010	$ 1,536.00	$ 0.00	$ 1,536.00
Personnel	120.040.020.40000	$ 0.00	$ 88,745.00	$ 0.00
Personnel	120.040.020.45000	$ 0.00	$ 6,790.00	$ 0.00
Personnel	120.040.020.45200	$ 0.00	$ 5,805.00	$ 0.00
Contractual	120.040.020.53010	$ 0.00	$ 1,536.00	$ 0.00

Department Head Approval

Department Head Signature

Kathleen T Hopkinson

Date

6/17/2026

Finance Department Review

Finance Executive Director

Kathleen T Hopkinson

Date

6/17/2026

STATE OF ILLINOIS)
SS.
COUNTY OF KANE)

RESOLUTION NO. TMP-26-819

APPROVING THE FY2027 DRAFT BUDGET TO BE PLACED ON PUBLIC DISPLAY

WHEREAS, Section 6-1001 of the Counties Code, 55 ILCS 5/6-1001, requires the County Board to adopt each year an annual budget for the succeeding fiscal year; and

WHEREAS, the FY2027 budget will be adopted at the August 11, 2026 County Board Meeting in order to meet the deadline for adopting the FY27 budget before the start of Fiscal Year 2027; and

WHEREAS, 55 ILCS 5/6-1001 also requires that the "budget shall be prepared by some person or persons designated by the county board and such budget shall be made conveniently available to public inspection and provided to the public at a public meeting at least fifteen days prior to final action thereon"; and

WHEREAS, July 27, 2026, is therefore the deadline for placing the budget on public display so as to be on display the minimum number of required days before the budget is adopted at the August 11, 2026 County Board Meeting; and

WHEREAS, pursuant to Section 2-48 of the Kane County Code, the Finance Committee has jurisdiction over review of budget proposals as presented by standing committees, and on June 24, 2026, the committee recommended a balanced budget to be forwarded to the Executive Committee; and

WHEREAS, pursuant to the Kane County Code, the Executive Committee has jurisdiction over all matters relating to the county budget for each fiscal year, and the committee has prepared and submitted to the County Board on July 8, 2026, an estimate of receipts, revenue and expenditures required for FY2025, and has further authorized and directed the Executive Director of Finance to provide and deliver to each member of the County Board a copy of said proposed annual budget for FY2027.

NOW, THEREFORE, BE IT RESOLVED by the Kane County Board that the Draft FY2027 Budget (as of 07.14.26) presented by the Executive Director of Finance on today's date is hereby approved for public display, and the Executive Director is hereby authorized and directed to place the draft Fiscal Year 2027 budget on public display today, July 14, 2026, in accordance with all statutory requirements.

Passed by the Kane County Board on July 14, 2026.

_____	_____
John A. Cunningham, MBA, JD, JD	Corinne M. Pierog MA, MBA
Clerk, County Board	Chairman, County Board
Kane County, Illinois	Kane County, Illinois

Vote:

2027 DRAFT GF Submitted Lev Department & Account

Budget Year 2027

G/L Account	Account Description	2024 Actual Amount	2025 Actual Amount	2026 Actual Amount	2026 Estimated Amount	2026 Amended Budget	2027 Submitted Budget	Difference
Fund **001 - General Fund**								
REVENUE								
Department **000 - General Government Revenue**								
Sub-Department **000 - Revenues**								
Property Taxes								
001.000.000.30000	Property Taxes	33,768,871.86	35,802,536.00	18,586,358.19	37,623,175.00	37,623,175.00	39,909,693.00	2,286,518.00
001.000.000.30005	Property Tax Revenue Recapture	129,976.30	148,994.59	.00	.00	.00	.00	.00
	Property Taxes Totals	$33,898,848.16	$35,951,530.59	$18,586,358.19	$37,623,175.00	$37,623,175.00	$39,909,693.00	$2,286,518.00
Other Taxes								
001.000.000.30100	Sales Tax	25,920,914.68	29,074,917.23	12,173,017.43	30,500,000.00	28,000,000.00	32,246,413.00	4,246,413.00
001.000.000.30105	Sales Tax- RTA	2,609,149.71	2,893,400.75	4,286,827.15	9,600,000.00	9,595,249.00	10,801,000.00	1,205,751.00
001.000.000.30110	Income Tax	10,283,982.40	10,921,292.18	6,367,221.81	11,000,000.00	11,000,000.00	12,000,000.00	1,000,000.00
001.000.000.30120	Local Use Tax	2,173,370.57	891,671.17	216,718.27	340,000.00	440,000.00	440,000.00	.00
001.000.000.30160	Personal Property ReplaceTax	2,812,712.74	2,263,210.99	1,152,446.99	2,500,000.00	2,500,000.00	2,500,000.00	.00
001.000.000.30170	TIF Distribution Tax	25,930.15	46,684.51	.00	.00	8,000.00	8,000.00	.00
	Other Taxes Totals	$43,826,060.25	$46,091,176.83	$24,196,231.65	$53,940,000.00	$51,543,249.00	$57,995,413.00	$6,452,164.00
Charges for Services								
001.000.000.34000	Off Track Wagering Fees	46,993.00	23,054.00	2,940.00	5,000.00	50,000.00	50,000.00	.00
001.000.000.34890	Indemnity Fees	46,980.00	43,720.00	.00	45,000.00	45,000.00	45,000.00	.00
	Charges for Services Totals	$93,973.00	$66,774.00	$2,940.00	$50,000.00	$95,000.00	$95,000.00	$0.00
Reimbursements								
001.000.000.37900	Miscellaneous Reimbursement	18,733.85	17,602.13	10,502.21	20,000.00	20,000.00	20,000.00	.00
	Reimbursements Totals	$18,733.85	$17,602.13	$10,502.21	$20,000.00	$20,000.00	$20,000.00	$0.00
Interest Revenue								
001.000.000.38000	Investment Income	2,860,857.13	1,786,418.06	292,775.90	1,000,000.00	1,530,226.00	1,965,089.00	434,863.00
	Interest Revenue Totals	$2,860,857.13	$1,786,418.06	$292,775.90	$1,000,000.00	$1,530,226.00	$1,965,089.00	$434,863.00
Other								
001.000.000.30999	Lease Revenue	51,746.00	46,721.00	.00	.00	50,000.00	50,000.00	.00
001.000.000.38500	Rental Income	(24,509.00)	.00	.00	.00	.00	.00	.00
001.000.000.38530	Auction Sales	15,381.00	4,640.00	18,400.00	25,000.00	5,000.00	5,000.00	.00
001.000.000.38570	Refunds	28,611.59	1,616.54	36,121.33	50,000.00	.00	.00	.00
001.000.000.38580	Cell Tower Lease	25,063.62	2,790.75	14,850.08	26,341.00	26,341.00	26,341.00	.00
001.000.000.38900	Miscellaneous Other	27,498.24	7,947.39	57,176.90	40,000.00	25,000.00	25,000.00	.00
001.000.000.39900	Fund Balance Utilization	.00	.00	.00	.00	6,424,708.00	.00	(6,424,708.00)
	Other Totals	$123,791.45	$63,715.68	$126,548.31	$141,341.00	$6,531,049.00	$106,341.00	($6,424,708.00)
Transfers In								
001.000.000.39125	Transfer from Public Safety Sales Tax Fund 125	185,702.00	.00	.00	.00	.00	.00	.00
001.000.000.39127	Transfer from Judicial Technology Sales Tax Fund 127	111,187.00	.00	.00	.00	.00	.00	.00
001.000.000.39195	Transfer from Children's Waiting Room Fund 195	12,000.00	12,000.00	12,000.00	20,000.00	12,000.00	12,000.00	.00

2027 DRAFT GF Submitted Lev Department & Account

Budget Year 2027

G/L Account	Account Description	2024 Actual Amount	2025 Actual Amount	2026 Actual Amount	2026 Estimated Amount	2026 Amended Budget	2027 Submitted Budget	Difference
Fund **001 - General Fund**								
REVENUE								
Department **000 - General Government Revenue**								
Sub-Department **000 - Revenues**								
Transfers In								
001.000.000.39353	Transfer From Cares Act Fund 353	80,995.23	.00	.00	.00	.00	.00	.00
001.000.000.39354	Transfer from Mass Vaccination Fund 354	1,228,608.84	.00	.00	.00	.00	.00	.00
001.000.000.39355	Transfer from American Rescue Plan Fund 355	1,900,407.00	1,750,000.00	1,864,000.00	1,864,000.00	1,864,000.00	1,777,633.00	(86,367.00)
001.000.000.39356	Transfer from Lost Rev Recoup Fund 356	1,934,616.00	3,532,500.00	1,652,500.00	1,652,500.00	1,652,500.00	377,424.00	(1,275,076.00)
001.000.000.39358	Transfer from FEMA PA Fund 358	155,917.97	.00	.00	.00	.00	.00	.00
001.000.000.39520	Transfer from Mill Creek Special Service Area Fund 520	2,400.00	2,400.00	.00	.00	.00	.00	.00
001.000.000.39623	Transfer From JJC/AJC Refunding Debt Service Fund 623	.00	440,925.75	.00	.00	.00	.00	.00
	Transfers In Totals	$5,611,834.04	$5,737,825.75	$3,528,500.00	$3,536,500.00	$3,528,500.00	$2,167,057.00	($1,361,443.00)
	Sub-Department **000 - Revenues** Totals	$86,434,097.88	$89,715,043.04	$46,743,856.26	$96,311,016.00	$100,871,199.00	$102,258,593.00	$1,387,394.00
Department **000 - General Government Revenue** Totals		$86,434,097.88	$89,715,043.04	$46,743,856.26	$96,311,016.00	$100,871,199.00	$102,258,593.00	$1,387,394.00
Department **010 - County Board**								
Sub-Department **000 - Revenues**								
Licenses and Permits								
001.010.000.31000	Liquor Licenses	106,150.00	100,278.25	105,315.70	.00	130,000.00	135,000.00	5,000.00
001.010.000.31390	Gathering Permits	6,350.00	3,900.00	300.00	.00	2,500.00	2,500.00	.00
	Licenses and Permits Totals	$112,500.00	$104,178.25	$105,615.70	$0.00	$132,500.00	$137,500.00	$5,000.00
	Sub-Department **000 - Revenues** Totals	$112,500.00	$104,178.25	$105,615.70	$0.00	$132,500.00	$137,500.00	$5,000.00
	Department **010 - County Board** Totals	$112,500.00	$104,178.25	$105,615.70	$0.00	$132,500.00	$137,500.00	$5,000.00
Department **040 - Finance**								
Sub-Department **000 - Revenues**								
Other								
001.040.000.38565	Rebates	21,718.46	26,196.15	.00	.00	15,000.00	25,000.00	10,000.00
	Other Totals	$21,718.46	$26,196.15	$0.00	$0.00	$15,000.00	$25,000.00	$10,000.00
	Sub-Department **000 - Revenues** Totals	$21,718.46	$26,196.15	$0.00	$0.00	$15,000.00	$25,000.00	$10,000.00
	Department **040 - Finance** Totals	$21,718.46	$26,196.15	$0.00	$0.00	$15,000.00	$25,000.00	$10,000.00
Department **060 - Information Technologies**								
Sub-Department **000 - Revenues**								
Charges for Services								
001.060.000.34020	Computer Services Fees	390,375.60	353,717.87	62,134.92	98,934.00	98,934.00	98,934.00	.00
001.060.000.34870	GIS Mapping Fees	70.00	.00	.00	.00	.00	.00	.00
	Charges for Services Totals	$390,445.60	$353,717.87	$62,134.92	$98,934.00	$98,934.00	$98,934.00	$0.00
Other								
001.060.000.38900	Miscellaneous Other	154,118.04	173,146.00	82,351.02	186,731.00	186,731.00	186,731.00	.00
	Other Totals	$154,118.04	$173,146.00	$82,351.02	$186,731.00	$186,731.00	$186,731.00	$0.00

2027 DRAFT GF Submitted Lev Department & Account

Budget Year 2027

G/L Account	Account Description	2024 Actual Amount	2025 Actual Amount	2026 Actual Amount	2026 Estimated Amount	2026 Amended Budget	2027 Submitted Budget	Difference
Fund	**001 - General Fund**							
REVENUE								
Department	**060 - Information Technologies**							
Sub-Department	**000 - Revenues**							
Transfers In								
001.060.000.39010	Transfer from Insurance Liability Fund 010	3,981.00	4,935.00	8,104.00	8,104.00	8,104.00	8,640.00	536.00
001.060.000.39101	Transfer from Geographic Information Systems Fund 101	34,585.00	32,775.00	37,547.00	37,547.00	37,547.00	29,907.00	(7,640.00)
001.060.000.39120	Transfer from Grand Victoria Casino Elgin Fund 120	1,252.86	1,543.43	.00	2,177.00	2,177.00	3,323.00	1,146.00
001.060.000.39127	Transfer from Judicial Technology Sales Tax Fund 127	13,370.00	8,709.00	15,644.00	15,644.00	15,644.00	16,615.00	971.00
001.060.000.39150	Transfer from Sales Tax Automation Fund 150	2,971.00	5,806.00	5,806.00	5,806.00	5,806.00	9,969.00	4,163.00
001.060.000.39160	Transfer from Vital Record Automation Fund 160	594.00	2,032.00	3,129.00	3,129.00	3,129.00	3,988.00	859.00
001.060.000.39200	Transfer from Court Automation Fund 200	23,770.00	17,418.00	12,516.00	12,516.00	12,516.00	26,584.00	14,068.00
001.060.000.39201	Transfer from Court Document Storage Fund 201	11,885.00	11,612.00	6,258.00	6,258.00	6,258.00	13,292.00	7,034.00
001.060.000.39202	Transfer from Child Support Fund 202	5,942.00	5,806.00	6,258.00	6,258.00	6,258.00	6,646.00	388.00
001.060.000.39203	Transfer from Circuit Clerk Admin Services Fund 203	8,914.00	8,709.00	9,387.00	9,387.00	9,387.00	13,292.00	3,905.00
001.060.000.39204	Transfer from Circuit Clerk Electronic Citation Fund 204	5,942.00	5,806.00	3,129.00	3,129.00	3,129.00	6,646.00	3,517.00
001.060.000.39250	Transfer from Law Library Fund 250	2,971.00	2,903.00	3,129.00	3,129.00	3,129.00	3,323.00	194.00
001.060.000.39269	Transfer from KaneComm Fund 269	105,650.00	63,866.00	68,835.00	68,835.00	68,835.00	78,090.00	9,255.00
001.060.000.39290	Transfer from Animal Control Fund 290	38,626.00	37,739.00	40,677.00	40,677.00	40,677.00	43,199.00	2,522.00
001.060.000.39300	Transfer from County Highway Fund 300	183,293.00	180,216.00	202,662.00	202,662.00	202,662.00	199,871.00	(2,791.00)
001.060.000.39302	Transfer from Motor Fuel Tax Fund 302	109,934.00	107,411.00	115,773.00	115,773.00	115,773.00	136,243.00	20,470.00
001.060.000.39350	Transfer from County Health Fund 350	191,345.00	186,953.00	278,168.00	278,168.00	278,168.00	294,085.00	15,917.00
001.060.000.39351	Transfer from Kane Kares Fund 351	18,124.00	17,708.00	19,086.00	19,086.00	19,086.00	.00	(19,086.00)
001.060.000.39355	Transfer from American Rescue Plan Fund 355	5,942.00	11,612.00	12,516.00	12,516.00	12,516.00	5,215.00	(7,301.00)
001.060.000.39380	Transfer from Veterans' Commission Fund 380	11,885.00	14,515.00	15,645.00	15,645.00	15,645.00	16,615.00	970.00
001.060.000.39400	Transfer from Economic Development Fund 400	2,228.00	2,177.00	.00	.00	.00	.00	.00
001.060.000.39401	Transfer from Community Development Block Grant Fund 401	4,412.18	2,740.90	.00	7,112.00	7,112.00	3,323.00	(3,789.00)
001.060.000.39402	Transfer from HOME Program Fund 402	1,552.43	638.64	.00	2,758.00	2,758.00	3,323.00	565.00
001.060.000.39404	Transfer from Homeless Management Info Systems Fund 404	3,676.84	1,357.17	.00	1,996.00	1,996.00	9,969.00	7,973.00
001.060.000.39409	Transfer from Continuum of Care Planning Grant Fund 409	2,069.90	2,421.58	.00	3,326.00	3,326.00	3,323.00	(3.00)
001.060.000.39410	Transfer from Elgin CDBG Fund 410	1,361.78	984.59	.00	.00	.00	.00	.00

2027 DRAFT GF Submitted Lev Department & Account

Budget Year 2027

G/L Account	Account Description	2024 Actual Amount	2025 Actual Amount	2026 Actual Amount	2026 Estimated Amount	2026 Amended Budget	2027 Submitted Budget	Difference
Fund **001 - General Fund**								
REVENUE								
Department **060 - Information Technologies**								
Sub-Department **000 - Revenues**								
Transfers In								
001.060.000.39412	Transfer from Emergency Rental Assistance #2 Fund 412	9,886.63	4,310.96	.00	2,903.00	2,903.00	.00	(2,903.00)
001.060.000.39413	Transfer from CDBG-CV Fund 413	2,097.14	.00	.00	1,161.00	1,161.00	.00	(1,161.00)
001.060.000.39414	Transfer from Home - ARP Fund 414	6,373.20	4,630.29	.00	7,983.00	7,983.00	3,323.00	(4,660.00)
001.060.000.39420	Transfer from Stormwater Management Fund 420	267.00	261.00	261.00	261.00	261.00	299.00	38.00
001.060.000.39430	Transfer from Farmland Preservation Fund 430	2,228.00	2,177.00	.00	.00	.00	.00	.00
001.060.000.39520	Transfer from Mill Creek Special Service Area Fund 520	23,090.00	23,019.00	25,529.00	25,529.00	25,529.00	20,000.00	(5,529.00)
001.060.000.39650	Transfer from Enterprise Surcharge Fund 650	1,010.00	987.00	987.00	987.00	987.00	3,024.00	2,037.00
	Transfers In Totals	$841,229.96	$773,779.56	$891,046.00	$920,462.00	$920,462.00	$962,127.00	$41,665.00
	Sub-Department **000 - Revenues** Totals	$1,385,793.60	$1,300,643.43	$1,035,531.94	$1,206,127.00	$1,206,127.00	$1,247,792.00	$41,665.00
	Department **060 - Information Technologies** Totals	$1,385,793.60	$1,300,643.43	$1,035,531.94	$1,206,127.00	$1,206,127.00	$1,247,792.00	$41,665.00
Department **080 - Building Management**								
Sub-Department **000 - Revenues**								
Other								
001.080.000.38500	Rental Income	(15,343.84)	(19,939.76)	5,293.62	50,659.00	50,659.00	50,659.00	.00
001.080.000.38900	Miscellaneous Other	.00	.00	11,573.17	.00	.00	.00	.00
	Other Totals	($15,343.84)	($19,939.76)	$16,866.79	$50,659.00	$50,659.00	$50,659.00	$0.00
	Sub-Department **000 - Revenues** Totals	($15,343.84)	($19,939.76)	$16,866.79	$50,659.00	$50,659.00	$50,659.00	$0.00
	Department **080 - Building Management** Totals	($15,343.84)	($19,939.76)	$16,866.79	$50,659.00	$50,659.00	$50,659.00	$0.00
Department **150 - Treasurer/Collector**								
Sub-Department **000 - Revenues**								
Fines								
001.150.000.30010	Back Taxes- Interest and Penalty	2,019,106.58	1,963,666.58	.00	1,667,871.00	1,667,871.00	1,444,623.00	(223,248.00)
	Fines Totals	$2,019,106.58	$1,963,666.58	$0.00	$1,667,871.00	$1,667,871.00	$1,444,623.00	($223,248.00)
Transfers In								
001.150.000.39268	Transfer from Sale and Error Fund 268	21,000.00	89,840.00	89,840.00	89,840.00	89,840.00	89,840.00	.00
	Transfers In Totals	$21,000.00	$89,840.00	$89,840.00	$89,840.00	$89,840.00	$89,840.00	$0.00
	Sub-Department **000 - Revenues** Totals	$2,040,106.58	$2,053,506.58	$89,840.00	$1,757,711.00	$1,757,711.00	$1,534,463.00	($223,248.00)
	Department **150 - Treasurer/Collector** Totals	$2,040,106.58	$2,053,506.58	$89,840.00	$1,757,711.00	$1,757,711.00	$1,534,463.00	($223,248.00)

2027 DRAFT GF Submitted Lev Department & Account

Budget Year 2027

G/L Account	Account Description	2024 Actual Amount	2025 Actual Amount	2026 Actual Amount	2026 Estimated Amount	2026 Amended Budget	2027 Submitted Budget	Difference
Fund **001 - General Fund**								
REVENUE								
Department **170 - Supervisor of Assessments**								
Sub-Department **000 - Revenues**								
Charges for Services								
001.170.000.34050	Mapping Royalties Fees	6,491.22	5,477.62	5,286.55	5,287.00	5,500.00	5,500.00	.00
001.170.000.34060	Assessor Fees	1,130.00	950.00	600.00	1,050.00	1,000.00	1,050.00	50.00
	Charges for Services Totals	$7,621.22	$6,427.62	$5,886.55	$6,337.00	$6,500.00	$6,550.00	$50.00
Reimbursements								
001.170.000.37020	Sup of Assr Salary Reimbursement	74,456.49	76,942.67	39,745.38	81,840.00	79,457.00	83,886.00	4,429.00
	Reimbursements Totals	$74,456.49	$76,942.67	$39,745.38	$81,840.00	$79,457.00	$83,886.00	$4,429.00
	Sub-Department **000 - Revenues** Totals	$82,077.71	$83,370.29	$45,631.93	$88,177.00	$85,957.00	$90,436.00	$4,479.00
Department **170 - Supervisor of Assessments** Totals		$82,077.71	$83,370.29	$45,631.93	$88,177.00	$85,957.00	$90,436.00	$4,479.00
Department **190 - County Clerk**								
Sub-Department **000 - Revenues**								
Licenses and Permits								
001.190.000.31010	Marriage Licenses	91,746.00	92,610.00	35,505.00	81,000.00	81,000.00	81,000.00	.00
001.190.000.31020	Civil Union Licenses	162.00	351.00	108.00	300.00	400.00	300.00	(100.00)
	Licenses and Permits Totals	$91,908.00	$92,961.00	$35,613.00	$81,300.00	$81,400.00	$81,300.00	($100.00)
Grants								
001.190.000.32270	Help America Vote Act (HAVA) Grant	156,275.00	122,083.42	30,555.00	.00	.00	.00	.00
001.190.000.32745	Tech & Civic Life Grant	393,198.00	877,649.01	.00	.00	350,000.00	.00	(350,000.00)
001.190.000.33690	Illinois Voter Registration State (IVRS) Grant	.00	.00	.00	.00	250,000.00	.00	(250,000.00)
001.190.000.33900	Grants - Other	.00	.00	.00	.00	.00	1.00	1.00
001.190.000.33902	Grants - State Government	.00	.00	.00	.00	.00	250,000.00	250,000.00
	Grants Totals	$549,473.00	$999,732.43	$30,555.00	$0.00	$600,000.00	$250,001.00	($349,999.00)
Charges for Services								
001.190.000.34070	Notary Fees	240.00	173.00	104.00	200.00	200.00	200.00	.00
001.190.000.34080	Business Fees	2,055.00	1,515.00	905.00	1,600.00	1,600.00	1,600.00	.00
001.190.000.34090	Passport Fees	239,860.00	316,167.00	129,738.00	240,000.00	391,000.00	240,000.00	(151,000.00)
001.190.000.34100	Certified Copy Fees	500,764.80	602,895.58	267,401.40	540,000.00	630,000.00	540,000.00	(90,000.00)
001.190.000.34110	Tax Redemption Fees	112,518.00	120,657.60	70,520.40	120,000.00	148,000.00	130,000.00	(18,000.00)
001.190.000.34120	Election Fees	113,943.64	216,645.50	190.00	160,000.00	160,000.00	160,000.00	.00
001.190.000.34130	Tax Extension Fees	27,997.03	21,839.14	26,347.88	27,000.00	42,000.00	27,000.00	(15,000.00)
001.190.000.35900	Miscellaneous Fees	41,632.47	56,237.53	11,915.11	50,000.00	84,000.00	50,000.00	(34,000.00)
	Charges for Services Totals	$1,039,010.94	$1,336,130.35	$507,121.79	$1,138,800.00	$1,456,800.00	$1,148,800.00	($308,000.00)
Reimbursements								
001.190.000.37580	Death Surcharge Reimbursement	16,726.00	30,303.00	17,506.00	32,000.00	32,000.00	32,000.00	.00

2027 DRAFT GF Submitted Lev Department & Account

Budget Year 2027

G/L Account	Account Description	2024 Actual Amount	2025 Actual Amount	2026 Actual Amount	2026 Estimated Amount	2026 Amended Budget	2027 Submitted Budget	Difference
Fund **001 - General Fund**								
REVENUE								
Department **190 - County Clerk**								
Sub-Department **000 - Revenues**								
Reimbursements								
001.190.000.37583	Illinois State Board of Elections - Election Judge Reimbursement	.00	.00	.00	.00	78,840.00	78,840.00	.00
001.190.000.37900	Miscellaneous Reimbursement	.00	.00	.00	3,000.00	3,000.00	3,000.00	.00
	Reimbursements Totals	$16,726.00	$30,303.00	$17,506.00	$35,000.00	$113,840.00	$113,840.00	$0.00
Interest Revenue								
001.190.000.38030	Investment Income- Other Depts	.00	15,875.80	31,406.19	.00	.00	.00	.00
	Interest Revenue Totals	$0.00	$15,875.80	$31,406.19	$0.00	$0.00	$0.00	$0.00
Other								
001.190.000.38900	Miscellaneous Other	.00	.00	.00	1,000.00	1,000.00	1,000.00	.00
	Other Totals	$0.00	$0.00	$0.00	$1,000.00	$1,000.00	$1,000.00	$0.00
	Sub-Department **000 - Revenues** Totals	$1,697,117.94	$2,475,002.58	$622,201.98	$1,256,100.00	$2,253,040.00	$1,594,941.00	($658,099.00)
	Department **190 - County Clerk** Totals	$1,697,117.94	$2,475,002.58	$622,201.98	$1,256,100.00	$2,253,040.00	$1,594,941.00	($658,099.00)
Department **210 - Recorder**								
Sub-Department **000 - Revenues**								
Charges for Services								
001.210.000.34140	Financing Statement Fees	19,565.00	19,560.00	9,330.00	16,950.00	20,000.00	17,000.00	(3,000.00)
001.210.000.34150	Recording Fees	1,050,115.12	1,133,010.50	661,423.20	1,177,224.00	1,050,000.00	1,175,000.00	125,000.00
001.210.000.34160	Certified Record Copy Fees	11,432.63	10,761.03	4,387.79	6,576.00	11,000.00	7,000.00	(4,000.00)
001.210.000.34170	Revenue Tax Stamp Fees	2,096,632.00	2,416,444.87	1,221,300.25	2,061,987.00	2,100,000.00	2,100,000.00	.00
	Charges for Services Totals	$3,177,744.75	$3,579,776.40	$1,896,441.24	$3,262,737.00	$3,181,000.00	$3,299,000.00	$118,000.00
Interest Revenue								
001.210.000.38000	Investment Income	31.78	44.78	17.94	44.00	40.00	40.00	.00
	Interest Revenue Totals	$31.78	$44.78	$17.94	$44.00	$40.00	$40.00	$0.00
	Sub-Department **000 - Revenues** Totals	$3,177,776.53	$3,579,821.18	$1,896,459.18	$3,262,781.00	$3,181,040.00	$3,299,040.00	$118,000.00
	Department **210 - Recorder** Totals	$3,177,776.53	$3,579,821.18	$1,896,459.18	$3,262,781.00	$3,181,040.00	$3,299,040.00	$118,000.00
Department **230 - Regional Office of Education**								
Sub-Department **000 - Revenues**								
Transfers In								
001.230.000.39120	Transfer from Grand Victoria Casino Elgin Fund 120	.00	.00	.00	.00	.00	31,000.00	31,000.00
	Transfers In Totals	$0.00	$0.00	$0.00	$0.00	$0.00	$31,000.00	$31,000.00
	Sub-Department **000 - Revenues** Totals	$0.00	$0.00	$0.00	$0.00	$0.00	$31,000.00	$31,000.00
	Department **230 - Regional Office of Education** Totals	$0.00	$0.00	$0.00	$0.00	$0.00	$31,000.00	$31,000.00

2027 DRAFT GF Submitted Lev Department & Account

Budget Year 2027

G/L Account	Account Description	2024 Actual Amount	2025 Actual Amount	2026 Actual Amount	2026 Estimated Amount	2026 Amended Budget	2027 Submitted Budget	Difference
Fund **001 - General Fund**								
REVENUE								
Department **240 - Judiciary and Courts**								
Sub-Department **000 - Revenues**								
Grants								
001.240.000.33700	Child Protection Data Court Grant	2,928.00	2,702.70	1,128.00	.00	.00	.00	.00
001.240.000.33902	Grants - State Government	.00	.00	.00	14,970.00	4,150.00	4,150.00	.00
	Grants Totals	$2,928.00	$2,702.70	$1,128.00	$14,970.00	$4,150.00	$4,150.00	$0.00
Charges for Services								
001.240.000.34520	Mental Health/Specialty Court Fees	103,637.72	95,867.89	13,919.22	90,000.00	90,000.00	90,000.00	.00
	Charges for Services Totals	$103,637.72	$95,867.89	$13,919.22	$90,000.00	$90,000.00	$90,000.00	$0.00
Fines								
001.240.000.36115	Judicial Technology Fine	279,628.01	287,444.53	153,759.87	250,000.00	250,000.00	250,000.00	.00
	Fines Totals	$279,628.01	$287,444.53	$153,759.87	$250,000.00	$250,000.00	$250,000.00	$0.00
Reimbursements								
001.240.000.37630	Interpreter Service Reimbursements	645,925.68	679,108.59	243,521.57	900,000.00	900,000.00	900,000.00	.00
	Reimbursements Totals	$645,925.68	$679,108.59	$243,521.57	$900,000.00	$900,000.00	$900,000.00	$0.00
Other								
001.240.000.38900	Miscellaneous Other	8,454.07	8,912.35	.00	.00	5,000.00	5,000.00	.00
	Other Totals	$8,454.07	$8,912.35	$0.00	$0.00	$5,000.00	$5,000.00	$0.00
	Sub-Department **000 - Revenues** Totals	$1,040,573.48	$1,074,036.06	$412,328.66	$1,254,970.00	$1,249,150.00	$1,249,150.00	$0.00
	Department **240 - Judiciary and Courts** Totals	$1,040,573.48	$1,074,036.06	$412,328.66	$1,254,970.00	$1,249,150.00	$1,249,150.00	$0.00
Department **250 - Circuit Clerk**								
Sub-Department **000 - Revenues**								
Charges for Services								
001.250.000.34200	General Circuit Division Fees	2,782,747.41	2,885,447.83	1,631,458.75	2,870,000.00	2,870,000.00	2,870,000.00	.00
001.250.000.34210	10% Bond Fees	39,010.00	15,293.50	7,111.00	.00	.00	.00	.00
001.250.000.34220	Mailing Fees	40,592.54	58,329.01	30,594.86	45,000.00	45,000.00	50,000.00	5,000.00
001.250.000.34230	County Court System Fees	456,505.04	469,484.16	251,709.80	450,000.00	450,000.00	450,000.00	.00
001.250.000.35260	Additional Circuit Divison Fees	247,098.36	258,648.42	.00	.00	.00	.00	.00
	Charges for Services Totals	$3,565,953.35	$3,687,202.92	$1,920,874.41	$3,365,000.00	$3,365,000.00	$3,370,000.00	$5,000.00
Fines								
001.250.000.36050	DUI Fines	25.00	522.17	150.00	.00	.00	.00	.00
	Fines Totals	$25.00	$522.17	$150.00	$0.00	$0.00	$0.00	$0.00
Interest Revenue								
001.250.000.38030	Investment Income- Other Depts	16,846.03	13,310.36	6,190.04	15,000.00	15,000.00	10,592.00	(4,408.00)
	Interest Revenue Totals	$16,846.03	$13,310.36	$6,190.04	$15,000.00	$15,000.00	$10,592.00	($4,408.00)
	Sub-Department **000 - Revenues** Totals	$3,582,824.38	$3,701,035.45	$1,927,214.45	$3,380,000.00	$3,380,000.00	$3,380,592.00	$592.00
	Department **250 - Circuit Clerk** Totals	$3,582,824.38	$3,701,035.45	$1,927,214.45	$3,380,000.00	$3,380,000.00	$3,380,592.00	$592.00

2027 DRAFT GF Submitted Lev Department & Account

Budget Year 2027

G/L Account	Account Description	2024 Actual Amount	2025 Actual Amount	2026 Actual Amount	2026 Estimated Amount	2026 Amended Budget	2027 Submitted Budget	Difference
Fund **001 - General Fund**								
REVENUE								
Department **300 - State's Attorney**								
Sub-Department **000 - Revenues**								
Grants								
001.300.000.32079	SAO JAG Grant	.00	97,500.00	.00	.00	.00	.00	.00
001.300.000.32095	JJC Council Grant	39,255.19	15,509.60	.00	.00	.00	.00	.00
001.300.000.32155	SAMHSA CDSP Grant	34,277.58	.00	.00	.00	.00	.00	.00
001.300.000.32275	COSSAP Grant	335,857.49	.00	.00	.00	.00	.00	.00
001.300.000.33900	Grants - Other	.00	75,000.00	.00	.00	.00	.00	.00
001.300.000.33901	Grants - Local Government	.00	.00	.00	56,668.00	.00	28,332.00	28,332.00
001.300.000.33902	Grants - State Government	.00	936,379.00	26,030.27	99,556.00	78,665.00	78,665.00	.00
001.300.000.33903	Grants - Federal Government	.00	158,913.34	225,460.12	400,920.00	378,204.00	698,164.00	319,960.00
	Grants Totals	$409,390.26	$1,283,301.94	$251,490.39	$557,144.00	$456,869.00	$805,161.00	$348,292.00
Charges for Services								
001.300.000.34250	State's Atty Prosecution Fees	483,228.11	462,999.84	228,999.98	444,517.00	465,000.00	445,000.00	(20,000.00)
001.300.000.35010	Default Fees	50,761.79	55,071.92	26,427.17	39,667.00	45,000.00	40,000.00	(5,000.00)
001.300.000.35230	DV Diversion Program Fee	61,191.31	65,241.53	40,229.66	74,344.00	75,000.00	74,000.00	(1,000.00)
001.300.000.35270	Drug Testing Administrative Fee	8,532.14	9,646.67	4,997.84	9,851.00	10,000.00	10,000.00	.00
001.300.000.35280	Drug Diversion Program Fee	26,324.36	39,182.85	21,837.74	47,298.00	36,000.00	47,000.00	11,000.00
001.300.000.35345	Deferred Prosecution	123,717.08	148,133.61	69,391.20	128,595.00	145,000.00	128,000.00	(17,000.00)
001.300.000.35350	D/A Deferred Prosecution	1,366.00	1,666.00	164.03	.00	.00	.00	.00
001.300.000.35355	P/S Deferred Prosecution	.00	.00	553.26	424.00	.00	.00	.00
001.300.000.35900	Miscellaneous Fees	146.45	38.15	42.70	43.00	.00	.00	.00
	Charges for Services Totals	$755,267.24	$781,980.57	$392,643.58	$744,739.00	$776,000.00	$744,000.00	($32,000.00)
Fines								
001.300.000.36000	State's Attorney Fines	348,844.22	295,556.85	149,452.13	264,611.00	270,000.00	265,000.00	(5,000.00)
001.300.000.36010	Bond Forfeiture Fines	32,289.00	7,020.00	14,130.00	28,890.00	.00	.00	.00
	Fines Totals	$381,133.22	$302,576.85	$163,582.13	$293,501.00	$270,000.00	$265,000.00	($5,000.00)
Reimbursements								
001.300.000.37030	States Atty Salary Reimbursement	212,698.60	223,088.16	115,747.32	231,495.00	217,495.00	231,492.00	13,997.00
	Reimbursements Totals	$212,698.60	$223,088.16	$115,747.32	$231,495.00	$217,495.00	$231,492.00	$13,997.00
Interest Revenue								
001.300.000.38030	Investment Income- Other Depts	.00	10.61	.00	.00	.00	.00	.00
	Interest Revenue Totals	$0.00	$10.61	$0.00	$0.00	$0.00	$0.00	$0.00
Other								
001.300.000.38560	State's Attorney Refunds	.00	1,477.00	810.97	811.00	.00	.00	.00
	Other Totals	$0.00	$1,477.00	$810.97	$811.00	$0.00	$0.00	$0.00
Transfers In								
001.300.000.39350	Transfer from County Health Fund 350	.00	63,300.00	.00	.00	.00	.00	.00
	Transfers In Totals	$0.00	$63,300.00	$0.00	$0.00	$0.00	$0.00	$0.00

2027 DRAFT GF Submitted Lev Department & Account

Budget Year 2027

G/L Account	Account Description	2024 Actual Amount	2025 Actual Amount	2026 Actual Amount	2026 Estimated Amount	2026 Amended Budget	2027 Submitted Budget	Difference
Fund	**001 - General Fund**							
REVENUE								
Department	**300 - State's Attorney**							
	Sub-Department **000 - Revenues** Totals	$1,758,489.32	$2,655,735.13	$924,274.39	$1,827,690.00	$1,720,364.00	$2,045,653.00	$325,289.00
Sub-Department	**306 - Collaborative Diversion Program**							
Transfers In								
001.300.306.39350	Transfer from County Health Fund 350	35,000.00	.00	.00	.00	.00	.00	.00
	Transfers In Totals	$35,000.00	$0.00	$0.00	$0.00	$0.00	$0.00	$0.00
	Sub-Department **306 - Collaborative Diversion Program** Totals	$35,000.00	$0.00	$0.00	$0.00	$0.00	$0.00	$0.00
	Department **300 - State's Attorney** Totals	$1,793,489.32	$2,655,735.13	$924,274.39	$1,827,690.00	$1,720,364.00	$2,045,653.00	$325,289.00
Department	**360 - Public Defender**							
Sub-Department	**000 - Revenues**							
Grants								
001.360.000.33902	Grants - State Government	.00	.00	.00	51,092.00	51,092.00	51,092.00	.00
	Grants Totals	$0.00	$0.00	$0.00	$51,092.00	$51,092.00	$51,092.00	$0.00
Charges for Services								
001.360.000.34790	Public Defender Fees	1,493.31	542.07	337.05	1,000.00	2,500.00	2,500.00	.00
	Charges for Services Totals	$1,493.31	$542.07	$337.05	$1,000.00	$2,500.00	$2,500.00	$0.00
Reimbursements								
001.360.000.37050	Public Def Salary Reimbursement	120,305.76	125,908.41	65,791.14	131,582.00	131,582.00	131,595.00	13.00
001.360.000.37610	SVP Reimbursement	6,404.62	2,405.94	1,996.29	5,000.00	8,000.00	8,000.00	.00
	Reimbursements Totals	$126,710.38	$128,314.35	$67,787.43	$136,582.00	$139,582.00	$139,595.00	$13.00
Transfers In								
001.360.000.39279	Transfer from DUI Court Fund 279	5,185.00	.00	.00	.00	.00	.00	.00
	Transfers In Totals	$5,185.00	$0.00	$0.00	$0.00	$0.00	$0.00	$0.00
	Sub-Department **000 - Revenues** Totals	$133,388.69	$128,856.42	$68,124.48	$188,674.00	$193,174.00	$193,187.00	$13.00
	Department **360 - Public Defender** Totals	$133,388.69	$128,856.42	$68,124.48	$188,674.00	$193,174.00	$193,187.00	$13.00
Department	**380 - Sheriff**							
Sub-Department	**000 - Revenues**							
Grants								
001.380.000.32077	Sheriff DCFS Grant	.00	148,072.01	49,605.84	236,401.00	236,401.00	.00	(236,401.00)
001.380.000.32078	Sheriff RSAT Grant	140,000.00	190,000.00	.00	190,000.00	190,000.00	.00	(190,000.00)
001.380.000.32220	State Alien Assistance Grant	.00	135,218.00	.00	100,000.00	100,000.00	.00	(100,000.00)
001.380.000.32650	Justice Assistance Grant	35,068.99	.00	.00	20,000.00	20,000.00	.00	(20,000.00)
001.380.000.32719	CLEPD Grant	182,219.86	150,726.08	71,107.88	175,000.00	175,000.00	.00	(175,000.00)
001.380.000.33900	Grants - Other	18,596.77	162,942.72	14,308.90	12,000.00	12,000.00	12,000.00	.00
001.380.000.33901	Grants - Local Government	.00	.00	.00	.00	.00	30,000.00	30,000.00
001.380.000.33902	Grants - State Government	.00	.00	.00	.00	.00	411,401.00	411,401.00
001.380.000.33903	Grants - Federal Government	.00	.00	.00	.00	.00	113,000.00	113,000.00
	Grants Totals	$375,885.62	$786,958.81	$135,022.62	$733,401.00	$733,401.00	$566,401.00	($167,000.00)

2027 DRAFT GF Submitted Lev Department & Account

Budget Year 2027

G/L Account	Account Description	2024 Actual Amount	2025 Actual Amount	2026 Actual Amount	2026 Estimated Amount	2026 Amended Budget	2027 Submitted Budget	Difference
Fund **001 - General Fund**								
REVENUE								
Department **380 - Sheriff**								
Sub-Department **000 - Revenues**								
Charges for Services								
001.380.000.34350	Detail Fees	168,154.00	160,968.75	90,894.35	185,000.00	185,000.00	185,000.00	.00
001.380.000.34360	Net Civil Processing Fees	217,630.37	5,360.19	99,716.25	217,732.00	240,000.00	240,000.00	.00
001.380.000.34370	Chancery Foreclosure Fees	118,400.00	109,200.00	56,000.00	121,920.00	110,000.00	110,000.00	.00
001.380.000.34380	Body Writ Fees	11,456.00	9,924.50	5,636.00	9,403.00	10,000.00	10,000.00	.00
001.380.000.34390	Accident Copy Fees	6,067.25	6,979.26	4,987.00	10,688.00	4,000.00	4,000.00	.00
001.380.000.34400	Weekend Prisoner Fees	6,023.35	1,751.17	5,287.20	11,020.00	6,000.00	6,000.00	.00
001.380.000.34430	Inmate Telephone Fees- AJF	244,660.66	69,702.59	75,750.54	70,000.00	50,000.00	50,000.00	.00
001.380.000.34440	Fingerprinting Fees	1,845.00	1,740.00	880.00	2,000.00	2,000.00	2,000.00	.00
001.380.000.34450	Bond Fees	19,110.00	12,300.00	4,617.50	9,642.00	5,000.00	5,000.00	.00
001.380.000.34470	Court Security Fees	625,386.34	640,189.68	344,553.03	519,152.00	600,000.00	600,000.00	.00
001.380.000.34490	Electronic Monitoring Fees	89,027.41	101,590.57	43,289.01	93,402.00	60,000.00	60,000.00	.00
001.380.000.35900	Miscellaneous Fees	1,070.00	45.00	30.00	5,000.00	5,000.00	5,000.00	.00
	Charges for Services Totals	$1,508,830.38	$1,119,751.71	$731,640.88	$1,254,959.00	$1,277,000.00	$1,277,000.00	$0.00
Fines								
001.380.000.36060	Traffic Violation Fines	65,497.37	35,751.54	21,676.17	38,129.00	100,000.00	100,000.00	.00
001.380.000.36080	Eviction Fines	169,591.00	120,523.00	48,514.50	84,363.00	80,000.00	80,000.00	.00
	Fines Totals	$235,088.37	$156,274.54	$70,190.67	$122,492.00	$180,000.00	$180,000.00	$0.00
Reimbursements								
001.380.000.37060	Prisoner Transfer Reimbursement	3,596.25	4,232.90	1,779.75	2,454.00	3,000.00	3,000.00	.00
001.380.000.37082	Sheriff PCard Reimbursement	100,195.73	123,911.35	56,053.68	.00	.00	.00	.00
001.380.000.37085	Sheriff Salary Reimbursement	107,849.84	112,479.00	58,480.98	116,961.00	110,238.00	116,962.00	6,724.00
001.380.000.37130	Emergency Mgmt Reimbursement	8,799.67	.00	.00	.00	.00	.00	.00
001.380.000.37240	Sheriff Training Reimbursement	38,596.20	83,216.00	.00	15,000.00	15,000.00	15,000.00	.00
001.380.000.37500	Board and Care Reimbursements	24,225.00	6,600.00	2,262.00	50,000.00	400,000.00	100,000.00	(300,000.00)
001.380.000.37625	Overtime Reimbursement	14,313.49	75,946.92	46,927.22	55,285.00	30,000.00	30,000.00	.00
001.380.000.37900	Miscellaneous Reimbursement	381,153.89	431,743.23	310,769.29	450,000.00	80,000.00	80,000.00	.00
	Reimbursements Totals	$678,730.07	$838,129.40	$476,272.92	$689,700.00	$638,238.00	$344,962.00	($293,276.00)
Other								
001.380.000.38530	Auction Sales	65,793.00	30,688.00	.00	40,000.00	40,000.00	40,000.00	.00
	Other Totals	$65,793.00	$30,688.00	$0.00	$40,000.00	$40,000.00	$40,000.00	$0.00
	Sub-Department **000 - Revenues** Totals	$2,864,327.44	$2,931,802.46	$1,413,127.09	$2,840,552.00	$2,868,639.00	$2,408,363.00	($460,276.00)
Sub-Department **382 - Adult Corrections**								
Transfers In								
001.380.382.39350	Transfer from County Health Fund 350	28,740.00	.00	.00	.00	.00	.00	.00
	Transfers In Totals	$28,740.00	$0.00	$0.00	$0.00	$0.00	$0.00	$0.00
	Sub-Department **382 - Adult Corrections** Totals	$28,740.00	$0.00	$0.00	$0.00	$0.00	$0.00	$0.00

2027 DRAFT GF Submitted Lev Department & Account

Budget Year 2027

G/L Account	Account Description	2024 Actual Amount	2025 Actual Amount	2026 Actual Amount	2026 Estimated Amount	2026 Amended Budget	2027 Submitted Budget	Difference
Fund **001 - General Fund**								
REVENUE								
	Department **380 - Sheriff** Totals	$2,893,067.44	$2,931,802.46	$1,413,127.09	$2,840,552.00	$2,868,639.00	$2,408,363.00	($460,276.00)
Department **430 - Court Services**								
Sub-Department **000 - Revenues**								
Grants								
001.430.000.32100	Treatment Alt Court Grant	2,500.00	.00	.00	.00	.00	.00	.00
	Grants Totals	$2,500.00	$0.00	$0.00	$0.00	$0.00	$0.00	$0.00
Charges for Services								
001.430.000.34480	KIDS Program Fees	101,857.50	102,230.00	52,605.00	90,000.00	90,000.00	90,000.00	.00
001.430.000.34490	Electronic Monitoring Fees	1,030.45	.00	2,042.03	.00	.00	.00	.00
001.430.000.34520	Mental Health/Specialty Court Fees	.00	.00	33,881.63	17,000.00	.00	.00	.00
001.430.000.34880	Interstate Compact Fees	1,387.83	1,000.00	250.00	1,000.00	1,000.00	1,000.00	.00
001.430.000.35050	Domestic Violence GPS Fees	1,053.00	13.72	.00	.00	.00	.00	.00
	Charges for Services Totals	$105,328.78	$103,243.72	$88,778.66	$108,000.00	$91,000.00	$91,000.00	$0.00
Reimbursements								
001.430.000.37080	Probation Salary Reimbursement	7,094,613.56	7,793,867.87	3,505,198.82	7,400,000.00	7,400,000.00	7,900,000.00	500,000.00
001.430.000.37090	Youth Home Reimbursement	1,008,300.22	823,680.09	571,620.51	1,200,000.00	1,200,000.00	1,500,000.00	300,000.00
001.430.000.37550	Treatment Alt Court Reimbursement	4,660.99	5,179.13	4,077.74	5,000.00	5,000.00	5,500.00	500.00
001.430.000.37570	IL State Board Education (ISBE) Reimbursement	110,459.18	66,422.22	40,077.77	80,000.00	80,000.00	80,000.00	.00
001.430.000.37900	Miscellaneous Reimbursement	26,874.37	13,066.80	17,093.60	12,075.00	2,000.00	2,000.00	.00
	Reimbursements Totals	$8,244,908.32	$8,702,216.11	$4,138,068.44	$8,697,075.00	$8,687,000.00	$9,487,500.00	$800,500.00
	Sub-Department **000 - Revenues** Totals	$8,352,737.10	$8,805,459.83	$4,226,847.10	$8,805,075.00	$8,778,000.00	$9,578,500.00	$800,500.00
	Department **430 - Court Services** Totals	$8,352,737.10	$8,805,459.83	$4,226,847.10	$8,805,075.00	$8,778,000.00	$9,578,500.00	$800,500.00
Department **510 - Emergency Management Services**								
Sub-Department **000 - Revenues**								
Grants								
001.510.000.33613	Natural Hazard Mitigation Grant	65,705.47	.00	.00	.00	.00	.00	.00
001.510.000.33903	Grants - Federal Government	.00	.00	.00	72,250.00	72,250.00	72,250.00	.00
	Grants Totals	$65,705.47	$0.00	$0.00	$72,250.00	$72,250.00	$72,250.00	$0.00
Reimbursements								
001.510.000.37130	Emergency Mgmt Reimbursement	85,578.07	30,842.93	61,281.19	.00	.00	.00	.00
	Reimbursements Totals	$85,578.07	$30,842.93	$61,281.19	$0.00	$0.00	$0.00	$0.00
Other								
001.510.000.38900	Miscellaneous Other	2,500.00	.00	.00	.00	.00	.00	.00
	Other Totals	$2,500.00	$0.00	$0.00	$0.00	$0.00	$0.00	$0.00

2027 DRAFT GF Submitted Lev Department & Account

Budget Year 2027

G/L Account	Account Description	2024 Actual Amount	2025 Actual Amount	2026 Actual Amount	2026 Estimated Amount	2026 Amended Budget	2027 Submitted Budget	Difference
Fund **001 - General Fund**								
REVENUE								
Department **510 - Emergency Management Services**								
Sub-Department **000 - Revenues**								
Transfers In								
001.510.000.39120	Transfer from Grand Victoria Casino Elgin Fund 120	.00	.00	.00	.00	.00	42,024.00	42,024.00
	Transfers In Totals	$0.00	$0.00	$0.00	$0.00	$0.00	$42,024.00	$42,024.00
	Sub-Department **000 - Revenues** Totals	$153,783.54	$30,842.93	$61,281.19	$72,250.00	$72,250.00	$114,274.00	$42,024.00
Department **510 - Emergency Management Services** Totals		$153,783.54	$30,842.93	$61,281.19	$72,250.00	$72,250.00	$114,274.00	$42,024.00
Department **670 - Environmental Management**								
Sub-Department **000 - Revenues**								
Licenses and Permits								
001.670.000.31310	Residential Grading Plan Permits	10,935.00	18,079.00	300.00	5,000.00	5,000.00	10,000.00	5,000.00
001.670.000.31320	Stormwater Permits	67,177.50	93,345.50	24,511.25	25,000.00	25,000.00	54,000.00	29,000.00
001.670.000.31360	Wetland Permits	1,000.00	5,000.00	2,000.00	.00	2,000.00	2,000.00	.00
	Licenses and Permits Totals	$79,112.50	$116,424.50	$26,811.25	$30,000.00	$32,000.00	$66,000.00	$34,000.00
Charges for Services								
001.670.000.34730	Subdivision Approval Fees	3,500.00	5,000.00	1,950.00	5,000.00	5,000.00	5,000.00	.00
	Charges for Services Totals	$3,500.00	$5,000.00	$1,950.00	$5,000.00	$5,000.00	$5,000.00	$0.00
Reimbursements								
001.670.000.37900	Miscellaneous Reimbursement	5,225.00	4,977.92	5,025.00	5,000.00	5,000.00	5,000.00	.00
	Reimbursements Totals	$5,225.00	$4,977.92	$5,025.00	$5,000.00	$5,000.00	$5,000.00	$0.00
Transfers In								
001.670.000.39421	Transfer from Elec Agg Civic Contribution Fund 421	27,630.00	28,321.00	33,815.00	33,815.00	33,815.00	.00	(33,815.00)
	Transfers In Totals	$27,630.00	$28,321.00	$33,815.00	$33,815.00	$33,815.00	$0.00	($33,815.00)
	Sub-Department **000 - Revenues** Totals	$115,467.50	$154,723.42	$67,601.25	$73,815.00	$75,815.00	$76,000.00	$185.00
Department **670 - Environmental Management** Totals		$115,467.50	$154,723.42	$67,601.25	$73,815.00	$75,815.00	$76,000.00	$185.00
Department **690 - Development**								
Sub-Department **000 - Revenues**								
Licenses and Permits								
001.690.000.31300	Building and Inspection Permits	1,302,790.91	1,324,522.00	569,247.00	1,550,000.00	1,550,000.00	1,550,000.00	.00
001.690.000.31380	Publication Permits	300.00	50.00	.00	300.00	300.00	300.00	.00
001.690.000.31410	Fireworks Permits	2,000.00	1,900.00	1,500.00	2,000.00	2,000.00	2,000.00	.00
	Licenses and Permits Totals	$1,305,090.91	$1,326,472.00	$570,747.00	$1,552,300.00	$1,552,300.00	$1,552,300.00	$0.00

2027 DRAFT GF Submitted Lev Department & Account

Budget Year 2027

G/L Account	Account Description	2024 Actual Amount	2025 Actual Amount	2026 Actual Amount	2026 Estimated Amount	2026 Amended Budget	2027 Submitted Budget	Difference
Fund **001 - General Fund**								
REVENUE								
Department **690 - Development**								
Sub-Department **000 - Revenues**								
Charges for Services								
001.690.000.34710	Cable Franchise Fees	608,306.10	482,077.27	182,725.27	590,000.00	640,000.00	590,000.00	(50,000.00)
001.690.000.34720	Zoning Fees	52,275.00	77,515.00	27,500.00	75,000.00	60,000.00	80,000.00	20,000.00
001.690.000.34740	Development/Planning Srv Fees	.00	.00	.00	100.00	100.00	100.00	.00
001.690.000.34750	Adjudication Hearing Fees	400.00	1,900.00	4,600.00	600.00	600.00	600.00	.00
001.690.000.35375	Vacant Dwelling Fees	.00	.00	.00	300.00	300.00	300.00	.00
001.690.000.35420	KEEP/C-PACE Admin Fees	79,756.59	.00	.00	.00	75,000.00	75,000.00	.00
	Charges for Services Totals	$740,737.69	$561,492.27	$214,825.27	$666,000.00	$776,000.00	$746,000.00	($30,000.00)
Fines								
001.690.000.36090	Adjudication Fines	.00	.00	.00	750.00	750.00	750.00	.00
	Fines Totals	$0.00	$0.00	$0.00	$750.00	$750.00	$750.00	$0.00
Other								
001.690.000.38900	Miscellaneous Other	4,300.00	5,600.00	2,050.00	5,600.00	4,000.00	4,000.00	.00
	Other Totals	$4,300.00	$5,600.00	$2,050.00	$5,600.00	$4,000.00	$4,000.00	$0.00
	Sub-Department **000 - Revenues** Totals	$2,050,128.60	$1,893,564.27	$787,622.27	$2,224,650.00	$2,333,050.00	$2,303,050.00	($30,000.00)
	Department **690 - Development** Totals	$2,050,128.60	$1,893,564.27	$787,622.27	$2,224,650.00	$2,333,050.00	$2,303,050.00	($30,000.00)
	REVENUE TOTALS	$115,051,304.91	$120,693,877.71	$60,444,424.66	$124,600,247.00	$130,223,675.00	$131,618,193.00	$1,394,518.00
EXPENSE								
Department **010 - County Board**								
Sub-Department **010 - County Board/Liquor**								
Services								
001.010.010.45005	Healthcare Contribution Contra Account	(339,609.00)	.00	.00	.00	(322,103.00)	(298,961.00)	23,142.00
001.010.010.45015	Dental Insurance Contra Account	(10,282.00)	.00	.00	.00	(8,067.00)	(8,670.00)	(603.00)
001.010.010.45105	FICA/SS Contribution Contra Account	.00	.00	.00	.00	(78,806.00)	(89,471.00)	(10,665.00)
001.010.010.45205	IMRF Contribution Contra Account	.00	.00	.00	.00	(27,609.00)	(35,504.00)	(7,895.00)
001.010.010.53015	Worker's Comp Contra Account	.00	.00	.00	.00	(17,833.00)	(21,193.00)	(3,360.00)
	Services Totals	($349,891.00)	$0.00	$0.00	$0.00	($454,418.00)	($453,799.00)	$619.00
Personnel Services- Salaries & Wages								
001.010.010.40000	Salaries and Wages	1,018,851.28	1,020,891.25	530,695.24	.00	1,039,546.00	1,169,468.00	129,922.00
	Personnel Services- Salaries & Wages Totals	$1,018,851.28	$1,020,891.25	$530,695.24	$0.00	$1,039,546.00	$1,169,468.00	$129,922.00
Personnel Services- Employee Benefits								
001.010.010.45000	Healthcare Contribution	339,609.00	.00	.00	.00	322,103.00	298,961.00	(23,142.00)
001.010.010.45010	Dental Contribution	10,282.00	.00	.00	.00	8,067.00	8,670.00	603.00
001.010.010.45100	FICA/SS Contribution	.00	.00	.00	.00	78,806.00	89,471.00	10,665.00
001.010.010.45200	IMRF Contribution	.00	.00	.00	.00	27,609.00	35,504.00	7,895.00

2027 DRAFT GF Submitted Lev Department & Account

Budget Year 2027

G/L Account	Account Description	2024 Actual Amount	2025 Actual Amount	2026 Actual Amount	2026 Estimated Amount	2026 Amended Budget	2027 Submitted Budget	Difference
Fund **001 - General Fund**								
EXPENSE								
Department **010 - County Board**								
Sub-Department **010 - County Board/Liquor**								
Personnel Services- Employee Benefits								
001.010.010.53010	Workers Compensation	.00	.00	.00	.00	17,833.00	21,193.00	3,360.00
	Personnel Services- Employee Benefits Totals	$349,891.00	$0.00	$0.00	$0.00	$454,418.00	$453,799.00	($619.00)
Contractual Services								
001.010.010.50150	Contractual/Consulting Services	130,500.00	146,000.00	50,000.00	.00	125,850.00	135,350.00	9,500.00
001.010.010.52140	Repairs and Maint- Copiers	687.88	982.61	585.53	.00	100.00	100.00	.00
001.010.010.53060	General Printing	1,581.75	.00	.00	.00	.00	250.00	250.00
001.010.010.53100	Conferences and Meetings	1,179.94	.00	.00	.00	.00	2,000.00	2,000.00
001.010.010.53105	Conferences and Meetings - Board Members	6,730.22	7,153.18	5,376.07	.00	12,000.00	19,000.00	7,000.00
001.010.010.53106	Conferences & Meetings - Chairman	2,965.52	2,943.50	2,839.01	.00	4,000.00	6,000.00	2,000.00
001.010.010.53110	Employee Training	672.52	.00	.00	.00	.00	.00	.00
001.010.010.53120	Employee Mileage Expense	171.38	237.97	288.19	.00	.00	.00	.00
001.010.010.53130	General Association Dues	34,947.00	36,013.00	10,089.00	.00	36,400.00	36,400.00	.00
	Contractual Services Totals	$179,436.21	$193,330.26	$69,177.80	$0.00	$178,350.00	$199,100.00	$20,750.00
Commodities								
001.010.010.60000	Office Supplies	9,658.13	6,844.04	4,272.24	.00	9,184.00	9,500.00	316.00
001.010.010.60010	Operating Supplies	871.09	1,457.31	274.18	.00	1,685.00	2,000.00	315.00
001.010.010.60015	Board Meeting Supplies	609.74	1,727.35	135.99	.00	1,750.00	1,750.00	.00
001.010.010.60020	Computer Related Supplies	.00	.00	.00	.00	300.00	300.00	.00
001.010.010.60050	Books and Subscriptions	.00	29.00	.00	.00	200.00	200.00	.00
001.010.010.60555	Business Relationship Commodities	330.38	334.18	.00	.00	500.00	500.00	.00
	Commodities Totals	$11,469.34	$10,391.88	$4,682.41	$0.00	$13,619.00	$14,250.00	$631.00
Sub-Department **010 - County Board/Liquor** Totals		$1,209,756.83	$1,224,613.39	$604,555.45	$0.00	$1,231,515.00	$1,382,818.00	$151,303.00
Department **010 - County Board** Totals		$1,209,756.83	$1,224,613.39	$604,555.45	$0.00	$1,231,515.00	$1,382,818.00	$151,303.00
Department **040 - Finance**								
Sub-Department **040 - Finance**								
Services								
001.040.040.45005	Healthcare Contribution Contra Account	(200,046.00)	.00	.00	.00	(176,507.00)	(164,740.00)	11,767.00
001.040.040.45015	Dental Insurance Contra Account	(5,217.00)	.00	.00	.00	(4,584.00)	(4,308.00)	276.00
001.040.040.45105	FICA/SS Contribution Contra Account	.00	.00	.00	.00	(68,241.00)	(70,725.00)	(2,484.00)
001.040.040.45205	IMRF Contribution Contra Account	.00	.00	.00	.00	(58,336.00)	(50,868.00)	7,468.00
001.040.040.53015	Worker's Comp Contra Account	.00	.00	.00	.00	(15,436.00)	(16,828.00)	(1,392.00)
	Services Totals	($205,263.00)	$0.00	$0.00	$0.00	($323,104.00)	($307,469.00)	$15,635.00

2027 DRAFT GF Submitted Lev Department & Account

Budget Year 2027

G/L Account	Account Description	2024 Actual Amount	2025 Actual Amount	2026 Actual Amount	2026 Estimated Amount	2026 Amended Budget	2027 Submitted Budget	Difference
Fund	**001 - General Fund**							
EXPENSE								
Department	**040 - Finance**							
Sub-Department	**040 - Finance**							
Personnel Services- Salaries & Wages								
001.040.040.40000	Salaries and Wages	1,062,570.85	1,020,086.24	477,868.48	937,170.00	937,170.00	924,356.00	(12,814.00)
	Personnel Services- Salaries & Wages Totals	$1,062,570.85	$1,020,086.24	$477,868.48	$937,170.00	$937,170.00	$924,356.00	($12,814.00)
Personnel Services- Employee Benefits								
001.040.040.45000	Healthcare Contribution	200,046.00	.00	.00	.00	176,507.00	164,740.00	(11,767.00)
001.040.040.45010	Dental Contribution	5,217.00	.00	.00	.00	4,584.00	4,308.00	(276.00)
001.040.040.45100	FICA/SS Contribution	.00	.00	.00	.00	68,241.00	70,725.00	2,484.00
001.040.040.45200	IMRF Contribution	.00	.00	.00	.00	58,336.00	50,868.00	(7,468.00)
001.040.040.53010	Workers Compensation	.00	.00	.00	.00	15,436.00	16,828.00	1,392.00
	Personnel Services- Employee Benefits Totals	$205,263.00	$0.00	$0.00	$0.00	$323,104.00	$307,469.00	($15,635.00)
Contractual Services								
001.040.040.50130	Certified Audit Contract	145,395.00	118,675.00	101,000.00	119,200.00	119,200.00	124,600.00	5,400.00
001.040.040.50150	Contractual/Consulting Services	39,310.00	239,200.00	91,300.00	228,700.00	228,700.00	156,200.00	(72,500.00)
001.040.040.52140	Repairs and Maint- Copiers	763.02	1,217.82	420.56	1,200.00	1,200.00	1,600.00	400.00
001.040.040.53070	Legal Printing	91.15	119.60	.00	200.00	200.00	200.00	.00
001.040.040.53100	Conferences and Meetings	2,487.16	10,406.82	5,333.18	8,315.00	8,315.00	15,700.00	7,385.00
001.040.040.53110	Employee Training	7,153.94	8,532.92	.00	9,824.00	9,824.00	9,030.00	(794.00)
001.040.040.53120	Employee Mileage Expense	557.84	628.46	.00	600.00	150.00	800.00	650.00
001.040.040.53130	General Association Dues	4,383.32	5,420.00	9,262.00	6,160.00	6,160.00	8,860.00	2,700.00
001.040.040.55000	Miscellaneous Contractual Exp	.00	223.27	.00	.00	.00	.00	.00
	Contractual Services Totals	$200,141.43	$384,423.89	$207,315.74	$374,199.00	$373,749.00	$316,990.00	($56,759.00)
Commodities								
001.040.040.60000	Office Supplies	3,713.93	5,603.51	947.96	3,184.00	3,184.00	3,525.00	341.00
001.040.040.60020	Computer Related Supplies	2,415.27	1,978.13	2,134.63	2,600.00	2,600.00	3,000.00	400.00
001.040.040.60050	Books and Subscriptions	.00	779.00	779.00	.00	.00	1,500.00	1,500.00
001.040.040.60570	Office Furniture - Non-Capital	2,320.60	424.78	.00	.00	.00	.00	.00
	Commodities Totals	$8,449.80	$8,785.42	$3,861.59	$5,784.00	$5,784.00	$8,025.00	$2,241.00
	Sub-Department **040 - Finance** Totals	$1,271,162.08	$1,413,295.55	$689,045.81	$1,317,153.00	$1,316,703.00	$1,249,371.00	($67,332.00)
	Department **040 - Finance** Totals	$1,271,162.08	$1,413,295.55	$689,045.81	$1,317,153.00	$1,316,703.00	$1,249,371.00	($67,332.00)
Department	**060 - Information Technologies**							
Sub-Department	**060 - Information Technologies**							
Services								
001.060.060.45005	Healthcare Contribution Contra Account	(636,114.00)	.00	.00	.00	(702,112.00)	(707,717.00)	(5,605.00)
001.060.060.45015	Dental Insurance Contra Account	(16,538.00)	.00	.00	.00	(16,216.00)	(17,840.00)	(1,624.00)
001.060.060.45105	FICA/SS Contribution Contra Account	.00	.00	.00	.00	(287,892.00)	(290,011.00)	(2,119.00)

2027 DRAFT GF Submitted Lev Department & Account

Budget Year 2027

G/L Account	Account Description	2024 Actual Amount	2025 Actual Amount	2026 Actual Amount	2026 Estimated Amount	2026 Amended Budget	2027 Submitted Budget	Difference
Fund **001 - General Fund**								
EXPENSE								
Department **060 - Information Technologies**								
Sub-Department **060 - Information Technologies**								
Services								
001.060.060.45205	IMRF Contribution Contra Account	.00	.00	.00	.00	(231,643.00)	(203,907.00)	27,736.00
001.060.060.53015	Worker's Comp Contra Account	.00	.00	.00	.00	(65,346.00)	(69,890.00)	(4,544.00)
	Services Totals	($652,652.00)	$0.00	$0.00	$0.00	($1,303,209.00)	($1,289,365.00)	$13,844.00
Personnel Services- Salaries & Wages								
001.060.060.40000	Salaries and Wages	3,485,503.79	3,698,901.47	1,901,237.46	3,790,000.00	3,914,200.00	3,838,950.00	(75,250.00)
001.060.060.40200	Overtime Salaries	33,395.53	29,810.00	14,720.00	.00	72,760.00	.00	(72,760.00)
	Personnel Services- Salaries & Wages Totals	$3,518,899.32	$3,728,711.47	$1,915,957.46	$3,790,000.00	$3,986,960.00	$3,838,950.00	($148,010.00)
Personnel Services- Employee Benefits								
001.060.060.45000	Healthcare Contribution	636,114.00	.00	.00	.00	702,112.00	707,717.00	5,605.00
001.060.060.45010	Dental Contribution	16,538.00	.00	.00	.00	16,216.00	17,840.00	1,624.00
001.060.060.45100	FICA/SS Contribution	.00	.00	.00	.00	287,892.00	290,011.00	2,119.00
001.060.060.45200	IMRF Contribution	.00	.00	.00	.00	231,643.00	203,907.00	(27,736.00)
001.060.060.53010	Workers Compensation	.00	.00	.00	.00	65,346.00	69,890.00	4,544.00
	Personnel Services- Employee Benefits Totals	$652,652.00	$0.00	$0.00	$0.00	$1,303,209.00	$1,289,365.00	($13,844.00)
Contractual Services								
001.060.060.50150	Contractual/Consulting Services	208,150.86	142,345.78	135,841.49	332,000.00	349,400.00	303,556.00	(45,844.00)
001.060.060.52130	Repairs and Maint- Computers	95,340.56	103,630.74	.00	141,000.00	148,003.00	168,002.00	19,999.00
001.060.060.52150	Repairs and Maint- Comm Equip	103,183.01	256,091.96	22,460.72	255,000.00	269,300.00	254,300.00	(15,000.00)
001.060.060.52230	Repairs and Maint- Vehicles	3,810.72	1,552.94	471.63	4,000.00	4,000.00	4,000.00	.00
001.060.060.53040	General Advertising	.00	.00	.00	500.00	1,000.00	500.00	(500.00)
001.060.060.53100	Conferences and Meetings	21,457.24	1,500.50	134.43	10,000.00	15,000.00	5,000.00	(10,000.00)
001.060.060.53110	Employee Training	3,401.57	10,836.82	350.00	12,000.00	20,501.00	5,501.00	(15,000.00)
001.060.060.53120	Employee Mileage Expense	903.45	93.66	72.80	500.00	1,500.00	750.00	(750.00)
	Contractual Services Totals	$436,247.41	$516,052.40	$159,331.07	$755,000.00	$808,704.00	$741,609.00	($67,095.00)
Commodities								
001.060.060.60000	Office Supplies	26,371.92	18,382.78	7,109.74	25,000.00	27,300.00	22,300.00	(5,000.00)
001.060.060.60020	Computer Related Supplies	51,965.60	35,850.95	9,098.28	50,000.00	55,450.00	38,607.00	(16,843.00)
001.060.060.60110	Printing Supplies	31,234.84	17,189.10	6,408.11	12,000.00	20,000.00	10,000.00	(10,000.00)
001.060.060.63040	Fuel- Vehicles	2,835.32	3,427.40	1,440.61	4,000.00	4,000.00	4,000.00	.00
001.060.060.64000	Telephone	.00	251.85	.00	.00	.00	.00	.00
	Commodities Totals	$112,407.68	$75,102.08	$24,056.74	$91,000.00	$106,750.00	$74,907.00	($31,843.00)
Sub-Department **060 - Information Technologies** Totals		$4,067,554.41	$4,319,865.95	$2,099,345.27	$4,636,000.00	$4,902,414.00	$4,655,466.00	($246,948.00)
Department **060 - Information Technologies** Totals		$4,067,554.41	$4,319,865.95	$2,099,345.27	$4,636,000.00	$4,902,414.00	$4,655,466.00	($246,948.00)

2027 DRAFT GF Submitted Lev Department & Account

Budget Year 2027

G/L Account	Account Description	2024 Actual Amount	2025 Actual Amount	2026 Actual Amount	2026 Estimated Amount	2026 Amended Budget	2027 Submitted Budget	Difference
Fund	**001 - General Fund**							
EXPENSE								
Department	**080 - Building Management**							
Sub-Department	**080 - Building Mgmt- Government Center**							
Services								
001.080.080.45005	Healthcare Contribution Contra Account	(492,404.00)	.00	.00	.00	(597,931.00)	(650,154.00)	(52,223.00)
001.080.080.45015	Dental Insurance Contra Account	(12,676.00)	.00	.00	.00	(13,845.00)	(18,072.00)	(4,227.00)
001.080.080.45105	FICA/SS Contribution Contra Account	.00	.00	.00	.00	(226,623.00)	(205,652.00)	20,971.00
001.080.080.45205	IMRF Contribution Contra Account	.00	.00	.00	.00	(165,116.00)	(147,001.00)	18,115.00
001.080.080.53015	Worker's Comp Contra Account	.00	.00	.00	.00	(51,538.00)	(52,182.00)	(644.00)
	Services Totals	($505,080.00)	$0.00	$0.00	$0.00	($1,055,053.00)	($1,073,061.00)	($18,008.00)
Personnel Services- Salaries & Wages								
001.080.080.40000	Salaries and Wages	2,508,375.12	2,640,704.53	1,361,668.95	2,729,010.00	2,729,010.00	2,832,858.00	103,848.00
001.080.080.40200	Overtime Salaries	123,372.66	141,778.04	58,429.08	175,000.00	205,312.00	33,143.00	(172,169.00)
	Personnel Services- Salaries & Wages Totals	$2,631,747.78	$2,782,482.57	$1,420,098.03	$2,904,010.00	$2,934,322.00	$2,866,001.00	($68,321.00)
Personnel Services- Employee Benefits								
001.080.080.45000	Healthcare Contribution	492,404.00	.00	.00	.00	597,931.00	650,154.00	52,223.00
001.080.080.45010	Dental Contribution	12,676.00	.00	.00	.00	13,845.00	18,072.00	4,227.00
001.080.080.45100	FICA/SS Contribution	.00	.00	.00	.00	226,623.00	205,652.00	(20,971.00)
001.080.080.45200	IMRF Contribution	.00	.00	.00	.00	165,116.00	147,001.00	(18,115.00)
001.080.080.53010	Workers Compensation	.00	.00	.00	.00	51,538.00	52,182.00	644.00
	Personnel Services- Employee Benefits Totals	$505,080.00	$0.00	$0.00	$0.00	$1,055,053.00	$1,073,061.00	$18,008.00
Contractual Services								
001.080.080.50150	Contractual/Consulting Services	22,499.16	1,420.00	.00	.00	.00	.00	.00
001.080.080.52000	Disposal and Water Softener Srvs	94,219.33	65,173.78	35,468.33	75,375.00	75,375.00	75,375.00	.00
001.080.080.52010	Janitorial Services	565,107.56	181,525.84	83,214.00	170,000.00	175,000.00	80,260.00	(94,740.00)
001.080.080.52020	Repairs and Maintenance- Roads	229,679.91	243,909.63	178,152.81	325,000.00	325,000.00	325,000.00	.00
001.080.080.52110	Repairs and Maint- Buildings	1,650,035.74	1,516,228.10	845,941.20	1,452,000.00	1,452,000.00	1,252,000.00	(200,000.00)
001.080.080.52120	Repairs and Maint- Grounds	222,067.99	131,240.96	120,822.89	260,000.00	250,000.00	250,000.00	.00
001.080.080.52160	Repairs and Maint- Equipment	385,763.65	4,727.96	.00	.00	.00	.00	.00
001.080.080.52190	Equipment Rental	6,545.59	1,313.00	.00	10,000.00	10,000.00	10,000.00	.00
001.080.080.52210	Building Lease	16.98	.00	.00	.00	.00	.00	.00
001.080.080.52220	Equipment Lease	14,371.88	.00	.00	.00	.00	.00	.00
001.080.080.52230	Repairs and Maint- Vehicles	28,684.89	11,934.35	32,155.83	21,500.00	21,500.00	21,500.00	.00
001.080.080.52260	Grease Trap- Septic Services	10,270.00	10,535.00	6,290.00	9,952.00	9,952.00	9,952.00	.00
001.080.080.53060	General Printing	41,328.09	55,320.99	41,440.03	87,000.00	87,000.00	87,000.00	.00
001.080.080.53110	Employee Training	45.00	5,800.59	.00	6,980.00	5,000.00	5,000.00	.00
001.080.080.53120	Employee Mileage Expense	.00	.00	13.50	100.00	400.00	400.00	.00
	Contractual Services Totals	$3,270,635.77	$2,229,130.20	$1,343,498.59	$2,417,907.00	$2,411,227.00	$2,116,487.00	($294,740.00)
Commodities								
001.080.080.60010	Operating Supplies	18,149.72	7,381.64	5,654.43	13,041.00	13,041.00	13,041.00	.00

2027 DRAFT GF Submitted Lev Department & Account

Budget Year 2027

G/L Account	Account Description	2024 Actual Amount	2025 Actual Amount	2026 Actual Amount	2026 Estimated Amount	2026 Amended Budget	2027 Submitted Budget	Difference
Fund	**001 - General Fund**							
EXPENSE								
Department	**080 - Building Management**							
Sub-Department	**080 - Building Mgmt- Government Center**							
Commodities								
001.080.080.60040	Postage	.00	735.40	.00	.00	.00	.00	.00
001.080.080.60090	Utilities- Sewer	134,263.68	156,040.37	76,952.69	130,000.00	130,000.00	130,000.00	.00
001.080.080.60100	Utilities- Water	131,688.32	135,225.09	70,054.46	105,000.00	105,000.00	105,000.00	.00
001.080.080.60110	Printing Supplies	67,830.36	69,067.36	38,959.98	80,080.00	80,080.00	80,080.00	.00
001.080.080.60160	Cleaning Supplies	127,154.11	132,790.96	73,229.32	166,000.00	166,000.00	166,000.00	.00
001.080.080.60210	Uniform Supplies	5,182.80	10,688.67	3,396.87	8,331.00	8,331.00	8,331.00	.00
001.080.080.63000	Utilities- Natural Gas	216,771.92	290,281.12	198,089.17	325,000.00	325,000.00	325,000.00	.00
001.080.080.63010	Utilities- Electric	1,235,688.05	1,197,723.40	532,738.06	1,064,000.00	1,064,000.00	1,064,000.00	.00
001.080.080.63040	Fuel- Vehicles	12,634.33	6,695.06	13,453.95	12,000.00	12,000.00	12,000.00	.00
	Commodities Totals	$1,949,363.29	$2,006,629.07	$1,012,528.93	$1,903,452.00	$1,903,452.00	$1,903,452.00	$0.00
Sub-Department	**080 - Building Mgmt- Government Center** Totals	$7,851,746.84	$7,018,241.84	$3,776,125.55	$7,225,369.00	$7,249,001.00	$6,885,940.00	($363,061.00)
Sub-Department	**081 - Building Mgmt- Judicial Center**							
Contractual Services								
001.080.081.52110	Repairs and Maint- Buildings	.00	(1.77)	.00	.00	.00	.00	.00
	Contractual Services Totals	$0.00	($1.77)	$0.00	$0.00	$0.00	$0.00	$0.00
Commodities								
001.080.081.64000	Telephone	.00	100.00	.00	.00	.00	.00	.00
	Commodities Totals	$0.00	$100.00	$0.00	$0.00	$0.00	$0.00	$0.00
Sub-Department	**081 - Building Mgmt- Judicial Center** Totals	$0.00	$98.23	$0.00	$0.00	$0.00	$0.00	$0.00
Sub-Department	**088 - Bldg Mgmt- ROE Office & Supplies**							
Contractual Services								
001.080.088.52110	Repairs and Maint- Buildings	.00	14,233.10	.00	.00	.00	.00	.00
001.080.088.52210	Building Lease	166,417.84	144,038.96	.00	.00	.00	.00	.00
	Contractual Services Totals	$166,417.84	$158,272.06	$0.00	$0.00	$0.00	$0.00	$0.00
Sub-Department	**088 - Bldg Mgmt- ROE Office & Supplies** Totals	$166,417.84	$158,272.06	$0.00	$0.00	$0.00	$0.00	$0.00
Department	**080 - Building Management** Totals	$8,018,164.68	$7,176,612.13	$3,776,125.55	$7,225,369.00	$7,249,001.00	$6,885,940.00	($363,061.00)
Department	**120 - Human Resource Management**							
Sub-Department	**120 - Human Resource Management**							
Services								
001.120.120.45005	Healthcare Contribution Contra Account	(57,116.00)	.00	.00	(59,644.00)	(59,644.00)	(60,521.00)	(877.00)
001.120.120.45015	Dental Insurance Contra Account	(2,108.00)	.00	.00	(1,764.00)	(1,764.00)	(2,117.00)	(353.00)
001.120.120.45105	FICA/SS Contribution Contra Account	.00	.00	.00	(17,782.00)	(17,782.00)	(18,756.00)	(974.00)
001.120.120.45205	IMRF Contribution Contra Account	.00	.00	.00	(12,701.00)	(12,701.00)	(13,483.00)	(782.00)

2027 DRAFT GF Submitted Lev Department & Account

Budget Year 2027

G/L Account	Account Description	2024 Actual Amount	2025 Actual Amount	2026 Actual Amount	2026 Estimated Amount	2026 Amended Budget	2027 Submitted Budget	Difference
Fund	**001 - General Fund**							
EXPENSE								
Department	**120 - Human Resource Management**							
Sub-Department	**120 - Human Resource Management**							
Services								
001.120.120.53015	Worker's Comp Contra Account	.00	.00	.00	(4,023.00)	(4,023.00)	(4,463.00)	(440.00)
	Services Totals	($59,224.00)	$0.00	$0.00	($95,914.00)	($95,914.00)	($99,340.00)	($3,426.00)
Personnel Services- Salaries & Wages								
001.120.120.40000	Salaries and Wages	220,961.87	231,434.48	123,663.04	239,343.00	239,343.00	245,092.00	5,749.00
	Personnel Services- Salaries & Wages Totals	$220,961.87	$231,434.48	$123,663.04	$239,343.00	$239,343.00	$245,092.00	$5,749.00
Personnel Services- Employee Benefits								
001.120.120.45000	Healthcare Contribution	57,116.00	.00	.00	59,644.00	59,644.00	60,521.00	877.00
001.120.120.45010	Dental Contribution	2,108.00	.00	.00	1,764.00	1,764.00	2,117.00	353.00
001.120.120.45100	FICA/SS Contribution	.00	.00	.00	17,782.00	17,782.00	18,756.00	974.00
001.120.120.45200	IMRF Contribution	.00	.00	.00	12,701.00	12,701.00	13,483.00	782.00
001.120.120.53010	Workers Compensation	.00	.00	.00	4,023.00	4,023.00	4,463.00	440.00
	Personnel Services- Employee Benefits Totals	$59,224.00	$0.00	$0.00	$95,914.00	$95,914.00	$99,340.00	$3,426.00
Contractual Services								
001.120.120.52140	Repairs and Maint- Copiers	605.32	1,840.92	93.51	750.00	750.00	750.00	.00
001.120.120.53050	Employment Advertising	4,751.90	41.40	46.00	46.00	.00	.00	.00
001.120.120.53100	Conferences and Meetings	4,391.69	575.00	.00	.00	.00	.00	.00
001.120.120.53120	Employee Mileage Expense	248.47	42.73	.00	150.00	150.00	150.00	.00
001.120.120.53130	General Association Dues	528.00	598.00	.00	.00	.00	.00	.00
001.120.120.55000	Miscellaneous Contractual Exp	6,380.00	6,238.40	2,930.95	6,850.00	6,850.00	6,500.00	(350.00)
	Contractual Services Totals	$16,905.38	$9,336.45	$3,070.46	$7,796.00	$7,750.00	$7,400.00	($350.00)
Commodities								
001.120.120.60000	Office Supplies	2,739.60	2,190.84	1,096.69	3,000.00	3,000.00	3,500.00	500.00
001.120.120.60010	Operating Supplies	2,380.73	38.98	1,113.16	2,400.00	2,400.00	1,500.00	(900.00)
001.120.120.60080	Employee Recognition Supplies	454.85	483.99	313.76	500.00	500.00	500.00	.00
	Commodities Totals	$5,575.18	$2,713.81	$2,523.61	$5,900.00	$5,900.00	$5,500.00	($400.00)
Capital								
001.120.120.70090	Office Equipment	2,145.38	.00	.00	.00	.00	.00	.00
	Capital Totals	$2,145.38	$0.00	$0.00	$0.00	$0.00	$0.00	$0.00
Sub-Department	**120 - Human Resource Management** Totals	$245,587.81	$243,484.74	$129,257.11	$253,039.00	$252,993.00	$257,992.00	$4,999.00
Department	**120 - Human Resource Management** Totals	$245,587.81	$243,484.74	$129,257.11	$253,039.00	$252,993.00	$257,992.00	$4,999.00

2027 DRAFT GF Submitted Lev Department & Account

Budget Year 2027

G/L Account	Account Description	2024 Actual Amount	2025 Actual Amount	2026 Actual Amount	2026 Estimated Amount	2026 Amended Budget	2027 Submitted Budget	Difference
Fund	**001 - General Fund**							
EXPENSE								
Department	**140 - County Auditor**							
Sub-Department	**140 - County Auditor**							
Services								
001.140.140.45005	Healthcare Contribution Contra Account	(7,909.00)	.00	.00	(38,179.00)	(38,179.00)	(38,179.00)	.00
001.140.140.45015	Dental Insurance Contra Account	(275.00)	.00	.00	(943.00)	(943.00)	(943.00)	.00
001.140.140.45105	FICA/SS Contribution Contra Account	.00	.00	.00	(25,954.00)	(27,189.00)	(25,954.00)	1,235.00
001.140.140.45205	IMRF Contribution Contra Account	.00	.00	.00	(18,655.00)	(23,241.00)	(18,655.00)	4,586.00
001.140.140.53015	Worker's Comp Contra Account	.00	.00	.00	(6,177.00)	(6,151.00)	(6,177.00)	(26.00)
	Services Totals	($8,184.00)	$0.00	$0.00	($89,908.00)	($95,703.00)	($89,908.00)	$5,795.00
Personnel Services- Salaries & Wages								
001.140.140.40000	Salaries and Wages	275,272.56	316,536.11	155,619.06	339,123.00	355,281.00	339,123.00	(16,158.00)
	Personnel Services- Salaries & Wages Totals	$275,272.56	$316,536.11	$155,619.06	$339,123.00	$355,281.00	$339,123.00	($16,158.00)
Personnel Services- Employee Benefits								
001.140.140.45000	Healthcare Contribution	7,909.00	.00	.00	38,179.00	38,179.00	38,179.00	.00
001.140.140.45010	Dental Contribution	275.00	.00	.00	943.00	943.00	943.00	.00
001.140.140.45100	FICA/SS Contribution	.00	.00	.00	25,954.00	27,189.00	25,954.00	(1,235.00)
001.140.140.45200	IMRF Contribution	.00	.00	.00	18,655.00	23,241.00	18,655.00	(4,586.00)
001.140.140.53010	Workers Compensation	.00	.00	.00	6,177.00	6,151.00	6,177.00	26.00
	Personnel Services- Employee Benefits Totals	$8,184.00	$0.00	$0.00	$89,908.00	$95,703.00	$89,908.00	($5,795.00)
Contractual Services								
001.140.140.50150	Contractual/Consulting Services	.00	30,033.50	230.00	6,500.00	7,725.00	6,500.00	(1,225.00)
001.140.140.52140	Repairs and Maint- Copiers	79.23	250.54	100.86	412.00	412.00	412.00	.00
001.140.140.53100	Conferences and Meetings	5,831.73	6,745.60	1,954.34	12,500.00	9,270.00	12,500.00	3,230.00
001.140.140.53110	Employee Training	.00	185.27	514.19	.00	4,383.00	.00	(4,383.00)
001.140.140.53120	Employee Mileage Expense	4.42	800.86	295.81	528.00	528.00	528.00	.00
001.140.140.53130	General Association Dues	700.00	1,000.00	1,000.00	2,220.00	2,220.00	2,220.00	.00
	Contractual Services Totals	$6,615.38	$39,015.77	$4,095.20	$22,160.00	$24,538.00	$22,160.00	($2,378.00)
Commodities								
001.140.140.60000	Office Supplies	540.33	1,131.25	280.49	1,288.00	1,288.00	1,288.00	.00
	Commodities Totals	$540.33	$1,131.25	$280.49	$1,288.00	$1,288.00	$1,288.00	$0.00
Sub-Department	**140 - County Auditor** Totals	$282,428.27	$356,683.13	$159,994.75	$362,571.00	$381,107.00	$362,571.00	($18,536.00)
Department	**140 - County Auditor** Totals	$282,428.27	$356,683.13	$159,994.75	$362,571.00	$381,107.00	$362,571.00	($18,536.00)
Department	**150 - Treasurer/Collector**							
Sub-Department	**150 - Treasurer/Collector**							
Services								
001.150.150.45005	Healthcare Contribution Contra Account	(127,683.00)	.00	.00	(172,878.00)	(172,878.00)	(133,511.00)	39,367.00
001.150.150.45015	Dental Insurance Contra Account	(2,750.00)	.00	.00	(4,418.00)	(4,418.00)	(2,550.00)	1,868.00
001.150.150.45105	FICA/SS Contribution Contra Account	.00	.00	.00	(70,649.00)	(70,649.00)	(56,165.00)	14,484.00

2027 DRAFT GF Submitted Lev Department & Account

Budget Year 2027

G/L Account	Account Description	2024 Actual Amount	2025 Actual Amount	2026 Actual Amount	2026 Estimated Amount	2026 Amended Budget	2027 Submitted Budget	Difference
Fund	**001 - General Fund**							
EXPENSE								
Department	**150 - Treasurer/Collector**							
Sub-Department	**150 - Treasurer/Collector**							
Services								
001.150.150.45205	IMRF Contribution Contra Account	.00	.00	.00	(52,238.00)	(52,238.00)	(33,860.00)	18,378.00
001.150.150.53015	Worker's Comp Contra Account	.00	.00	.00	(15,978.00)	(15,978.00)	(13,366.00)	2,612.00
	Services Totals	($130,433.00)	$0.00	$0.00	($316,161.00)	($316,161.00)	($239,452.00)	$76,709.00
Personnel Services- Salaries & Wages								
001.150.150.40000	Salaries and Wages	741,461.65	769,202.80	421,268.13	923,328.00	923,328.00	734,049.00	(189,279.00)
	Personnel Services- Salaries & Wages Totals	$741,461.65	$769,202.80	$421,268.13	$923,328.00	$923,328.00	$734,049.00	($189,279.00)
Personnel Services- Employee Benefits								
001.150.150.45000	Healthcare Contribution	127,683.00	.00	.00	172,878.00	172,878.00	133,511.00	(39,367.00)
001.150.150.45010	Dental Contribution	2,750.00	.00	.00	4,418.00	4,418.00	2,550.00	(1,868.00)
001.150.150.45100	FICA/SS Contribution	.00	.00	.00	70,649.00	70,649.00	56,165.00	(14,484.00)
001.150.150.45200	IMRF Contribution	.00	.00	.00	52,238.00	52,238.00	33,860.00	(18,378.00)
001.150.150.53010	Workers Compensation	.00	.00	.00	15,978.00	15,978.00	13,366.00	(2,612.00)
	Personnel Services- Employee Benefits Totals	$130,433.00	$0.00	$0.00	$316,161.00	$316,161.00	$239,452.00	($76,709.00)
Contractual Services								
001.150.150.52130	Repairs and Maint- Computers	2,357.03	2,849.28	227.46	1,000.00	1,000.00	1,000.00	.00
001.150.150.52140	Repairs and Maint- Copiers	26.06	.00	.00	.00	.00	.00	.00
001.150.150.53060	General Printing	25,091.88	13,132.82	.00	22,660.00	22,660.00	22,660.00	.00
001.150.150.53070	Legal Printing	37,758.17	36,956.63	16,772.67	38,625.00	38,625.00	38,625.00	.00
001.150.150.53100	Conferences and Meetings	4,458.11	9,331.14	4,202.88	7,233.00	7,233.00	7,233.00	.00
001.150.150.53120	Employee Mileage Expense	1,412.22	1,227.52	1,184.56	2,000.00	2,000.00	2,000.00	.00
001.150.150.55000	Miscellaneous Contractual Exp	71,935.41	74,200.00	77,000.00	74,469.00	74,469.00	74,472.00	3.00
	Contractual Services Totals	$143,038.88	$137,697.39	$99,387.57	$145,987.00	$145,987.00	$145,990.00	$3.00
Commodities								
001.150.150.60000	Office Supplies	2,611.98	2,914.33	4,941.88	4,120.00	4,120.00	4,120.00	.00
001.150.150.60010	Operating Supplies	855.90	557.92	305.96	1,030.00	1,030.00	1,030.00	.00
001.150.150.60020	Computer Related Supplies	2,771.24	2,766.41	4,325.24	3,811.00	3,811.00	3,811.00	.00
001.150.150.60040	Postage	31,928.76	34,838.72	.00	.00	.00	.00	.00
	Commodities Totals	$38,167.88	$41,077.38	$9,573.08	$8,961.00	$8,961.00	$8,961.00	$0.00
Capital								
001.150.150.70050	Printers	1,894.24	.00	.00	.00	.00	.00	.00
	Capital Totals	$1,894.24	$0.00	$0.00	$0.00	$0.00	$0.00	$0.00
Sub-Department	**150 - Treasurer/Collector** Totals	$924,562.65	$947,977.57	$530,228.78	$1,078,276.00	$1,078,276.00	$889,000.00	($189,276.00)
Department	**150 - Treasurer/Collector** Totals	$924,562.65	$947,977.57	$530,228.78	$1,078,276.00	$1,078,276.00	$889,000.00	($189,276.00)

2027 DRAFT GF Submitted Lev Department & Account

Budget Year 2027

G/L Account	Account Description	2024 Actual Amount	2025 Actual Amount	2026 Actual Amount	2026 Estimated Amount	2026 Amended Budget	2027 Submitted Budget	Difference
Fund	**001 - General Fund**							
EXPENSE								
Department	**170 - Supervisor of Assessments**							
Sub-Department	**170 - Supervisor of Assessments**							
Services								
001.170.170.45005	Healthcare Contribution Contra Account	(256,024.00)	.00	.00	.00	(273,654.00)	(272,886.00)	768.00
001.170.170.45015	Dental Insurance Contra Account	(7,099.00)	.00	.00	.00	(8,010.00)	(7,710.00)	300.00
001.170.170.45105	FICA/SS Contribution Contra Account	.00	.00	.00	.00	(74,170.00)	(77,311.00)	(3,141.00)
001.170.170.45205	IMRF Contribution Contra Account	.00	.00	.00	.00	(53,437.00)	(55,604.00)	(2,167.00)
001.170.170.53015	Worker's Comp Contra Account	.00	.00	.00	.00	(16,779.00)	(18,396.00)	(1,617.00)
	Services Totals	($263,123.00)	$0.00	$0.00	$0.00	($426,050.00)	($431,907.00)	($5,857.00)
Personnel Services- Salaries & Wages								
001.170.170.40000	Salaries and Wages	925,885.56	953,462.65	509,656.24	.00	990,390.00	1,010,428.00	20,038.00
001.170.170.40200	Overtime Salaries	.00	733.27	.00	.00	10,001.00	.00	(10,001.00)
	Personnel Services- Salaries & Wages Totals	$925,885.56	$954,195.92	$509,656.24	$0.00	$1,000,391.00	$1,010,428.00	$10,037.00
Personnel Services- Employee Benefits								
001.170.170.45000	Healthcare Contribution	256,024.00	.00	.00	.00	273,654.00	272,886.00	(768.00)
001.170.170.45010	Dental Contribution	7,099.00	.00	.00	.00	8,010.00	7,710.00	(300.00)
001.170.170.45100	FICA/SS Contribution	.00	.00	.00	.00	74,170.00	77,311.00	3,141.00
001.170.170.45200	IMRF Contribution	.00	.00	.00	.00	53,437.00	55,604.00	2,167.00
001.170.170.53010	Workers Compensation	.00	.00	.00	.00	16,779.00	18,396.00	1,617.00
	Personnel Services- Employee Benefits Totals	$263,123.00	$0.00	$0.00	$0.00	$426,050.00	$431,907.00	$5,857.00
Contractual Services								
001.170.170.52140	Repairs and Maint- Copiers	7,141.44	7,316.02	3,193.90	7,500.00	7,500.00	7,500.00	.00
001.170.170.53070	Legal Printing	22,072.18	23,679.01	8,108.91	25,000.00	32,000.00	174,000.00	142,000.00
001.170.170.53100	Conferences and Meetings	5,744.59	5,819.26	1,814.33	5,000.00	5,000.00	5,000.00	.00
001.170.170.53110	Employee Training	19,554.42	10,664.32	8,907.00	14,000.00	14,000.00	14,000.00	.00
001.170.170.53120	Employee Mileage Expense	3,657.40	2,838.25	1,731.02	10,000.00	10,000.00	10,000.00	.00
001.170.170.53130	General Association Dues	3,306.00	4,246.00	160.00	3,000.00	3,000.00	3,000.00	.00
	Contractual Services Totals	$61,476.03	$54,562.86	$23,915.16	$64,500.00	$71,500.00	$213,500.00	$142,000.00
Commodities								
001.170.170.60000	Office Supplies	5,440.84	7,300.21	1,759.06	9,000.00	9,000.00	9,000.00	.00
001.170.170.60020	Computer Related Supplies	8,733.13	14,840.15	2,606.91	14,000.00	14,384.00	14,384.00	.00
001.170.170.60050	Books and Subscriptions	1,071.15	1,911.15	721.90	1,400.00	1,400.00	1,400.00	.00
	Commodities Totals	$15,245.12	$24,051.51	$5,087.87	$24,400.00	$24,784.00	$24,784.00	$0.00
Sub-Department	**170 - Supervisor of Assessments** Totals	$1,002,606.71	$1,032,810.29	$538,659.27	$88,900.00	$1,096,675.00	$1,248,712.00	$152,037.00
Sub-Department	**171 - Board of Review**							
Services								
001.170.171.45005	Healthcare Contribution Contra Account	.00	.00	.00	(36,716.00)	(36,716.00)	(36,716.00)	.00

2027 DRAFT GF Submitted Lev Department & Account

Budget Year 2027

G/L Account	Account Description	2024 Actual Amount	2025 Actual Amount	2026 Actual Amount	2026 Estimated Amount	2026 Amended Budget	2027 Submitted Budget	Difference
Fund **001 - General Fund**								
EXPENSE								
Department **170 - Supervisor of Assessments**								
Sub-Department **171 - Board of Review**								
Services								
001.170.171.45015	Dental Insurance Contra Account	.00	.00	.00	.00	.00	(276.00)	(276.00)
001.170.171.45105	FICA/SS Contribution Contra Account	.00	.00	.00	(5,068.00)	(5,068.00)	(5,094.00)	(26.00)
001.170.171.45205	IMRF Contribution Contra Account	.00	.00	.00	(3,617.00)	(3,617.00)	(3,662.00)	(45.00)
001.170.171.53015	Worker's Comp Contra Account	.00	.00	.00	(1,711.00)	(1,711.00)	(1,212.00)	499.00
	Services Totals	$0.00	$0.00	$0.00	($47,112.00)	($47,112.00)	($46,960.00)	$152.00
Personnel Services- Salaries & Wages								
001.170.171.40000	Salaries and Wages	66,373.85	66,261.17	34,275.03	66,538.00	98,687.00	66,538.00	(32,149.00)
001.170.171.40300	Employee Per Diem	18,730.00	15,980.00	1,980.00	32,000.00	.00	.00	.00
	Personnel Services- Salaries & Wages Totals	$85,103.85	$82,241.17	$36,255.03	$98,538.00	$98,687.00	$66,538.00	($32,149.00)
Personnel Services- Employee Benefits								
001.170.171.45000	Healthcare Contribution	.00	.00	.00	3,671.00	36,716.00	36,716.00	.00
001.170.171.45010	Dental Contribution	.00	.00	.00	.00	.00	276.00	276.00
001.170.171.45100	FICA/SS Contribution	.00	.00	.00	5,068.00	5,068.00	5,094.00	26.00
001.170.171.45200	IMRF Contribution	.00	.00	.00	3,617.00	3,617.00	3,662.00	45.00
001.170.171.53010	Workers Compensation	.00	.00	.00	1,711.00	1,711.00	1,212.00	(499.00)
	Personnel Services- Employee Benefits Totals	$0.00	$0.00	$0.00	$14,067.00	$47,112.00	$46,960.00	($152.00)
Contractual Services								
001.170.171.50170	Appraisal Services	10,000.00	8,250.00	.00	24,000.00	24,000.00	24,000.00	.00
	Contractual Services Totals	$10,000.00	$8,250.00	$0.00	$24,000.00	$24,000.00	$24,000.00	$0.00
Sub-Department **171 - Board of Review** Totals		$95,103.85	$90,491.17	$36,255.03	$89,493.00	$122,687.00	$90,538.00	($32,149.00)
Department **170 - Supervisor of Assessments** Totals		$1,097,710.56	$1,123,301.46	$574,914.30	$178,393.00	$1,219,362.00	$1,339,250.00	$119,888.00
Department **190 - County Clerk**								
Sub-Department **190 - County Clerk**								
Services								
001.190.190.45005	Healthcare Contribution Contra Account	(296,709.00)	.00	.00	.00	(190,314.00)	(154,404.00)	35,910.00
001.190.190.45015	Dental Insurance Contra Account	(9,208.00)	.00	.00	.00	(5,908.00)	(5,130.00)	778.00
001.190.190.45105	FICA/SS Contribution Contra Account	.00	.00	.00	.00	(91,704.00)	(87,351.00)	4,353.00
001.190.190.45205	IMRF Contribution Contra Account	.00	.00	.00	.00	(73,135.00)	(75,239.00)	(2,104.00)
001.190.190.53015	Worker's Comp Contra Account	.00	.00	.00	.00	(20,745.00)	(21,805.00)	(1,060.00)
	Services Totals	($305,917.00)	$0.00	$0.00	$0.00	($381,806.00)	($343,929.00)	$37,877.00
Personnel Services- Salaries & Wages								
001.190.190.40000	Salaries and Wages	1,054,768.28	1,102,962.66	568,404.16	.00	1,186,451.00	1,185,530.00	(921.00)
001.190.190.40200	Overtime Salaries	15,121.21	8,356.67	7,042.68	.00	12,000.00	12,001.00	1.00
	Personnel Services- Salaries & Wages Totals	$1,069,889.49	$1,111,319.33	$575,446.84	$0.00	$1,198,451.00	$1,197,531.00	($920.00)

2027 DRAFT GF Submitted Lev Department & Account

Budget Year 2027

G/L Account	Account Description	2024 Actual Amount	2025 Actual Amount	2026 Actual Amount	2026 Estimated Amount	2026 Amended Budget	2027 Submitted Budget	Difference
Fund **001 - General Fund**								
EXPENSE								
Department **190 - County Clerk**								
Sub-Department **190 - County Clerk**								
Personnel Services- Employee Benefits								
001.190.190.45000	Healthcare Contribution	296,709.00	.00	.00	.00	190,314.00	154,404.00	(35,910.00)
001.190.190.45010	Dental Contribution	9,208.00	.00	.00	.00	5,908.00	5,130.00	(778.00)
001.190.190.45100	FICA/SS Contribution	.00	.00	.00	.00	91,704.00	87,351.00	(4,353.00)
001.190.190.45200	IMRF Contribution	.00	.00	.00	.00	73,135.00	75,239.00	2,104.00
001.190.190.53010	Workers Compensation	.00	.00	.00	.00	20,745.00	21,805.00	1,060.00
	Personnel Services- Employee Benefits Totals	$305,917.00	$0.00	$0.00	$0.00	$381,806.00	$343,929.00	($37,877.00)
Contractual Services								
001.190.190.50350	Notary Services	.00	83.97	.00	60.00	60.00	60.00	.00
001.190.190.52110	Repairs and Maint- Buildings	.00	2,713.89	11,029.54	10,000.00	.00	10,000.00	10,000.00
001.190.190.52140	Repairs and Maint- Copiers	14.92	104.56	529.82	1,600.00	.00	1,600.00	1,600.00
001.190.190.53060	General Printing	.00	208.97	34.50	300.00	500.00	500.00	.00
001.190.190.53070	Legal Printing	3,777.92	19,605.00	4,310.09	20,000.00	13,000.00	25,000.00	12,000.00
001.190.190.53100	Conferences and Meetings	6,726.83	7,431.44	508.28	7,500.00	7,500.00	7,500.00	.00
001.190.190.53110	Employee Training	29.00	.00	.00	400.00	750.00	500.00	(250.00)
001.190.190.53120	Employee Mileage Expense	3,095.68	3,027.37	901.81	3,000.00	3,000.00	3,000.00	.00
001.190.190.53130	General Association Dues	1,865.00	1,190.00	.00	1,500.00	2,000.00	1,500.00	(500.00)
	Contractual Services Totals	$15,509.35	$34,365.20	$17,314.04	$44,360.00	$26,810.00	$49,660.00	$22,850.00
Commodities								
001.190.190.60000	Office Supplies	8,489.07	6,685.82	3,087.53	9,000.00	9,000.00	9,000.00	.00
001.190.190.60010	Operating Supplies	10,072.91	25,853.35	20,970.79	30,000.00	35,000.00	30,000.00	(5,000.00)
001.190.190.60020	Computer Related Supplies	12,905.43	6,385.84	788.49	8,000.00	8,000.00	8,000.00	.00
001.190.190.60050	Books and Subscriptions	217.50	253.45	.00	300.00	300.00	300.00	.00
	Commodities Totals	$31,684.91	$39,178.46	$24,846.81	$47,300.00	$52,300.00	$47,300.00	($5,000.00)
	Sub-Department **190 - County Clerk** Totals	$1,117,083.75	$1,184,862.99	$617,607.69	$91,660.00	$1,277,561.00	$1,294,491.00	$16,930.00
Sub-Department **191 - Elections**								
Services								
001.190.191.45005	Healthcare Contribution Contra Account	.00	.00	.00	.00	(113,846.00)	(91,007.00)	22,839.00
001.190.191.45015	Dental Insurance Contra Account	.00	.00	.00	.00	(3,450.00)	(2,374.00)	1,076.00
001.190.191.45105	FICA/SS Contribution Contra Account	.00	.00	.00	.00	(114,638.00)	(123,786.00)	(9,148.00)
001.190.191.45205	IMRF Contribution Contra Account	.00	.00	.00	.00	(68,627.00)	(80,957.00)	(12,330.00)
001.190.191.53015	Worker's Comp Contra Account	.00	.00	.00	.00	(40,868.00)	(45,107.00)	(4,239.00)
	Services Totals	$0.00	$0.00	$0.00	$0.00	($341,429.00)	($343,231.00)	($1,802.00)
Personnel Services- Salaries & Wages								
001.190.191.40000	Salaries and Wages	1,885,025.17	1,405,879.10	964,557.27	.00	2,221,611.00	2,377,815.00	156,204.00

2027 DRAFT GF Submitted Lev Department & Account

Budget Year 2027

G/L Account	Account Description	2024 Actual Amount	2025 Actual Amount	2026 Actual Amount	2026 Estimated Amount	2026 Amended Budget	2027 Submitted Budget	Difference
Fund	**001 - General Fund**							
EXPENSE								
Department	**190 - County Clerk**							
Sub-Department	**191 - Elections**							
Personnel Services- Salaries & Wages								
001.190.191.40200	Overtime Salaries	140,607.89	52,855.18	55,181.84	.00	140,000.00	100,000.00	(40,000.00)
	Personnel Services- Salaries & Wages Totals	$2,025,633.06	$1,458,734.28	$1,019,739.11	$0.00	$2,361,611.00	$2,477,815.00	$116,204.00
Personnel Services- Employee Benefits								
001.190.191.45000	Healthcare Contribution	.00	.00	.00	.00	113,846.00	91,007.00	(22,839.00)
001.190.191.45010	Dental Contribution	.00	.00	.00	.00	3,450.00	2,374.00	(1,076.00)
001.190.191.45100	FICA/SS Contribution	.00	.00	.00	.00	114,638.00	123,786.00	9,148.00
001.190.191.45200	IMRF Contribution	.00	.00	.00	.00	68,627.00	80,957.00	12,330.00
001.190.191.53010	Workers Compensation	.00	.00	.00	.00	40,868.00	45,107.00	4,239.00
	Personnel Services- Employee Benefits Totals	$0.00	$0.00	$0.00	$0.00	$341,429.00	$343,231.00	$1,802.00
Contractual Services								
001.190.191.50110	Election Services	27,193.18	42,518.69	4,620.15	40,000.00	40,000.00	40,000.00	.00
001.190.191.50340	Software Licensing Cost	422,823.00	702,200.00	314,478.73	430,000.00	430,000.00	452,000.00	22,000.00
001.190.191.50480	Security Services	20,672.39	23,669.01	3,519.82	35,000.00	35,000.00	35,000.00	.00
001.190.191.52130	Repairs and Maint- Computers	.00	.00	.00	.00	1.00	1.00	.00
001.190.191.52140	Repairs and Maint- Copiers	10,845.30	6,619.98	680.08	8,000.00	12,000.00	8,000.00	(4,000.00)
001.190.191.52170	Polling Place Rental	17,200.00	11,120.00	8,200.00	25,000.00	25,000.00	25,000.00	.00
001.190.191.52190	Equipment Rental	160,337.61	89,872.80	110,376.43	180,000.00	180,000.00	180,000.00	.00
001.190.191.52230	Repairs and Maint- Vehicles	6,216.83	5,935.38	652.62	7,000.00	7,000.00	7,000.00	.00
001.190.191.52300	Repairs and Maintenance- Voting System Equipment	7,000.00	400.00	.00	15,000.00	15,000.00	15,000.00	.00
001.190.191.53040	General Advertising	71.30	282.90	60.00	1,000.00	1,000.00	1,000.00	.00
001.190.191.53060	General Printing	42,130.67	32,850.37	36,982.01	50,000.00	50,000.00	50,000.00	.00
001.190.191.53070	Legal Printing	152,666.20	210,976.50	51,615.04	200,000.00	200,000.00	200,000.00	.00
001.190.191.53100	Conferences and Meetings	3,598.24	5,654.34	2,376.64	6,000.00	6,000.00	6,000.00	.00
001.190.191.53110	Employee Training	.00	.00	26.50	.00	.00	.00	.00
001.190.191.53120	Employee Mileage Expense	12,715.54	6,501.68	5,359.09	15,000.00	15,000.00	15,000.00	.00
001.190.191.53130	General Association Dues	385.00	250.00	1,615.00	1,500.00	1,000.00	1,500.00	500.00
001.190.191.55000	Miscellaneous Contractual Exp	.00	256,393.68	40,965.00	70,000.00	70,000.00	100,000.00	30,000.00
	Contractual Services Totals	$883,855.26	$1,395,245.33	$581,527.11	$1,083,500.00	$1,087,001.00	$1,135,501.00	$48,500.00
Commodities								
001.190.191.60000	Office Supplies	19,908.99	3,207.62	2,432.04	4,000.00	15,000.00	4,000.00	(11,000.00)
001.190.191.60010	Operating Supplies	77,800.32	81,029.59	27,824.28	80,000.00	80,000.00	80,000.00	.00
001.190.191.60020	Computer Related Supplies	3,498.50	6,195.55	4,507.69	7,000.00	10,000.00	7,000.00	(3,000.00)
001.190.191.60040	Postage	196,777.22	275,582.91	.00	300,000.00	300,000.00	300,000.00	.00
001.190.191.60050	Books and Subscriptions	656.99	828.00	444.00	750.00	500.00	750.00	250.00

2027 DRAFT GF Submitted Lev Department & Account

Budget Year 2027

G/L Account	Account Description	2024 Actual Amount	2025 Actual Amount	2026 Actual Amount	2026 Estimated Amount	2026 Amended Budget	2027 Submitted Budget	Difference
Fund **001 - General Fund**								
EXPENSE								
Department **190 - County Clerk**								
Sub-Department **191 - Elections**								
Commodities								
001.190.191.60320	Voting Systems and Accessories	642,747.40	600,260.26	43,435.00	200,000.00	650,000.00	200,000.00	(450,000.00)
	Commodities Totals	$941,389.42	$967,103.93	$78,643.01	$591,750.00	$1,055,500.00	$591,750.00	($463,750.00)
	Sub-Department **191 - Elections** Totals	$3,850,877.74	$3,821,083.54	$1,679,909.23	$1,675,250.00	$4,504,112.00	$4,205,066.00	($299,046.00)
Sub-Department **192 - Alternate Language Coordination**								
Services								
001.190.192.45005	Healthcare Contribution Contra Account	.00	.00	.00	.00	(11,767.00)	(11,767.00)	.00
001.190.192.45015	Dental Insurance Contra Account	.00	.00	.00	.00	(276.00)	(276.00)	.00
001.190.192.45105	FICA/SS Contribution Contra Account	.00	.00	.00	.00	(7,431.00)	(7,882.00)	(451.00)
001.190.192.45205	IMRF Contribution Contra Account	.00	.00	.00	.00	(5,307.00)	(6,789.00)	(1,482.00)
001.190.192.53015	Worker's Comp Contra Account	.00	.00	.00	.00	(1,681.00)	(1,876.00)	(195.00)
	Services Totals	$0.00	$0.00	$0.00	$0.00	($26,462.00)	($28,590.00)	($2,128.00)
Personnel Services- Salaries & Wages								
001.190.192.40000	Salaries and Wages	94,218.00	98,345.47	21,842.21	.00	97,103.00	103,016.00	5,913.00
	Personnel Services- Salaries & Wages Totals	$94,218.00	$98,345.47	$21,842.21	$0.00	$97,103.00	$103,016.00	$5,913.00
Personnel Services- Employee Benefits								
001.190.192.45000	Healthcare Contribution	.00	.00	.00	.00	11,767.00	11,767.00	.00
001.190.192.45010	Dental Contribution	.00	.00	.00	.00	276.00	276.00	.00
001.190.192.45100	FICA/SS Contribution	.00	.00	.00	.00	7,431.00	7,882.00	451.00
001.190.192.45200	IMRF Contribution	.00	.00	.00	.00	5,307.00	6,789.00	1,482.00
001.190.192.53010	Workers Compensation	.00	.00	.00	.00	1,681.00	1,876.00	195.00
	Personnel Services- Employee Benefits Totals	$0.00	$0.00	$0.00	$0.00	$26,462.00	$28,590.00	$2,128.00
	Sub-Department **192 - Alternate Language Coordination** Totals	$94,218.00	$98,345.47	$21,842.21	$0.00	$97,103.00	$103,016.00	$5,913.00
	Department **190 - County Clerk** Totals	$5,062,179.49	$5,104,292.00	$2,319,359.13	$1,766,910.00	$5,878,776.00	$5,602,573.00	($276,203.00)
Department **210 - Recorder**								
Sub-Department **210 - Recorder**								
Services								
001.210.210.45005	Healthcare Contribution Contra Account	(116,077.00)	.00	.00	.00	(142,838.00)	(129,913.00)	12,925.00
001.210.210.45015	Dental Insurance Contra Account	(3,931.00)	.00	.00	.00	(4,666.00)	(4,224.00)	442.00
001.210.210.45105	FICA/SS Contribution Contra Account	.00	.00	.00	.00	(53,453.00)	(54,760.00)	(1,307.00)
001.210.210.45205	IMRF Contribution Contra Account	.00	.00	.00	.00	(45,692.00)	(37,727.00)	7,965.00
001.210.210.53015	Worker's Comp Contra Account	.00	.00	.00	.00	(12,091.00)	(13,031.00)	(940.00)
	Services Totals	($120,008.00)	$0.00	$0.00	$0.00	($258,740.00)	($239,655.00)	$19,085.00

2027 DRAFT GF Submitted Lev Department & Account

Budget Year 2027

G/L Account	Account Description	2024 Actual Amount	2025 Actual Amount	2026 Actual Amount	2026 Estimated Amount	2026 Amended Budget	2027 Submitted Budget	Difference
Fund	**001 - General Fund**							
EXPENSE								
Department	**210 - Recorder**							
Sub-Department	**210 - Recorder**							
Personnel Services- Salaries & Wages								
001.210.210.40000	Salaries and Wages	616,146.03	673,560.26	346,318.96	679,812.00	698,568.00	715,686.00	17,118.00
	Personnel Services- Salaries & Wages Totals	$616,146.03	$673,560.26	$346,318.96	$679,812.00	$698,568.00	$715,686.00	$17,118.00
Personnel Services- Employee Benefits								
001.210.210.45000	Healthcare Contribution	116,077.00	.00	.00	.00	142,838.00	129,913.00	(12,925.00)
001.210.210.45010	Dental Contribution	3,931.00	.00	.00	.00	4,666.00	4,224.00	(442.00)
001.210.210.45100	FICA/SS Contribution	.00	.00	.00	.00	53,453.00	54,760.00	1,307.00
001.210.210.45200	IMRF Contribution	.00	.00	.00	.00	45,692.00	37,727.00	(7,965.00)
001.210.210.53010	Workers Compensation	.00	.00	.00	.00	12,091.00	13,031.00	940.00
	Personnel Services- Employee Benefits Totals	$120,008.00	$0.00	$0.00	$0.00	$258,740.00	$239,655.00	($19,085.00)
Contractual Services								
001.210.210.52140	Repairs and Maint- Copiers	.00	2.78	8.77	.00	200.00	200.00	.00
001.210.210.53100	Conferences and Meetings	.00	.00	.00	2,000.00	2,500.00	2,500.00	.00
001.210.210.53120	Employee Mileage Expense	854.31	483.47	243.70	700.00	1,000.00	1,000.00	.00
001.210.210.53130	General Association Dues	100.00	1,165.00	1,115.00	1,115.00	1,465.00	1,465.00	.00
	Contractual Services Totals	$954.31	$1,651.25	$1,367.47	$3,815.00	$5,165.00	$5,165.00	$0.00
Commodities								
001.210.210.60000	Office Supplies	1,181.56	1,481.29	162.63	2,070.00	2,070.00	2,070.00	.00
001.210.210.60010	Operating Supplies	.00	109.00	108.84	.00	.00	.00	.00
001.210.210.60055	Office Equipment - Non Capital	.00	6,600.00	.00	6,600.00	6,600.00	6,600.00	.00
	Commodities Totals	$1,181.56	$8,190.29	$271.47	$8,670.00	$8,670.00	$8,670.00	$0.00
	Sub-Department **210 - Recorder** Totals	$618,281.90	$683,401.80	$347,957.90	$692,297.00	$712,403.00	$729,521.00	$17,118.00
	Department **210 - Recorder** Totals	$618,281.90	$683,401.80	$347,957.90	$692,297.00	$712,403.00	$729,521.00	$17,118.00
Department	**230 - Regional Office of Education**							
Sub-Department	**230 - Regional Office of Education**							
Services								
001.230.230.45005	Healthcare Contribution Contra Account	(79,389.00)	.00	.00	.00	.00	(76,259.00)	(76,259.00)
001.230.230.45015	Dental Insurance Contra Account	(1,091.00)	.00	.00	.00	.00	(994.00)	(994.00)
001.230.230.45105	FICA/SS Contribution Contra Account	.00	.00	.00	.00	.00	(27,709.00)	(27,709.00)
001.230.230.45205	IMRF Contribution Contra Account	.00	.00	.00	.00	.00	(19,919.00)	(19,919.00)
001.230.230.53015	Worker's Comp Contra Account	.00	.00	.00	.00	.00	(7,481.00)	(7,481.00)
	Services Totals	($80,480.00)	$0.00	$0.00	$0.00	$0.00	($132,362.00)	($132,362.00)

2027 DRAFT GF Submitted Lev Department & Account

Budget Year 2027

G/L Account	Account Description	2024 Actual Amount	2025 Actual Amount	2026 Actual Amount	2026 Estimated Amount	2026 Amended Budget	2027 Submitted Budget	Difference
Fund	**001 - General Fund**							
EXPENSE								
Department	**230 - Regional Office of Education**							
Sub-Department	**230 - Regional Office of Education**							
Personnel Services- Salaries & Wages								
001.230.230.40000	Salaries and Wages	376,275.93	412,507.01	216,892.11	398,262.00	398,262.00	410,832.00	12,570.00
	Personnel Services- Salaries & Wages Totals	$376,275.93	$412,507.01	$216,892.11	$398,262.00	$398,262.00	$410,832.00	$12,570.00
Personnel Services- Employee Benefits								
001.230.230.45000	Healthcare Contribution	79,389.00	.00	.00	.00	.00	76,259.00	76,259.00
001.230.230.45010	Dental Contribution	1,091.00	.00	.00	.00	.00	994.00	994.00
001.230.230.45100	FICA/SS Contribution	.00	.00	.00	.00	.00	27,709.00	27,709.00
001.230.230.45200	IMRF Contribution	.00	.00	.00	.00	.00	19,919.00	19,919.00
001.230.230.53010	Workers Compensation	.00	.00	.00	.00	.00	7,481.00	7,481.00
	Personnel Services- Employee Benefits Totals	$80,480.00	$0.00	$0.00	$0.00	$0.00	$132,362.00	$132,362.00
Sub-Department	**230 - Regional Office of Education** Totals	$376,275.93	$412,507.01	$216,892.11	$398,262.00	$398,262.00	$410,832.00	$12,570.00
Department	**230 - Regional Office of Education** Totals	$376,275.93	$412,507.01	$216,892.11	$398,262.00	$398,262.00	$410,832.00	$12,570.00
Department	**240 - Judiciary and Courts**							
Sub-Department	**240 - Judiciary and Courts**							
Services								
001.240.240.45005	Healthcare Contribution Contra Account	(377,205.00)	.00	.00	(469,655.00)	(469,655.00)	(348,489.00)	121,166.00
001.240.240.45015	Dental Insurance Contra Account	(11,782.00)	.00	.00	(15,189.00)	(15,189.00)	(11,246.00)	3,943.00
001.240.240.45105	FICA/SS Contribution Contra Account	.00	.00	.00	(182,196.00)	(182,196.00)	(168,853.00)	13,343.00
001.240.240.45205	IMRF Contribution Contra Account	.00	.00	.00	(152,536.00)	(152,536.00)	(118,697.00)	33,839.00
001.240.240.53015	Worker's Comp Contra Account	.00	.00	.00	(41,309.00)	(41,309.00)	(44,734.00)	(3,425.00)
	Services Totals	($388,987.00)	$0.00	$0.00	($860,885.00)	($860,885.00)	($692,019.00)	$168,866.00
Personnel Services- Salaries & Wages								
001.240.240.40000	Salaries and Wages	2,073,113.59	2,211,157.33	1,134,797.97	2,376,238.00	2,376,238.00	2,446,914.00	70,676.00
001.240.240.40200	Overtime Salaries	4,554.85	3,465.36	2,423.56	10,000.00	10,001.00	10,001.00	.00
001.240.240.40300	Employee Per Diem	595.00	.00	.00	.00	.00	.00	.00
	Personnel Services- Salaries & Wages Totals	$2,078,263.44	$2,214,622.69	$1,137,221.53	$2,386,238.00	$2,386,239.00	$2,456,915.00	$70,676.00
Personnel Services- Employee Benefits								
001.240.240.45000	Healthcare Contribution	377,205.00	.00	.00	348,489.00	469,655.00	348,489.00	(121,166.00)
001.240.240.45010	Dental Contribution	11,782.00	.00	.00	11,246.00	15,189.00	11,246.00	(3,943.00)
001.240.240.45100	FICA/SS Contribution	.00	.00	.00	167,703.00	182,196.00	168,853.00	(13,343.00)
001.240.240.45200	IMRF Contribution	.00	.00	.00	141,223.00	152,536.00	118,697.00	(33,839.00)

2027 DRAFT GF Submitted Lev Department & Account

Budget Year 2027

G/L Account	Account Description	2024 Actual Amount	2025 Actual Amount	2026 Actual Amount	2026 Estimated Amount	2026 Amended Budget	2027 Submitted Budget	Difference
Fund	**001 - General Fund**							
EXPENSE								
Department	**240 - Judiciary and Courts**							
Sub-Department	**240 - Judiciary and Courts**							
Personnel Services- Employee Benefits								
001.240.240.53010	Workers Compensation	.00	.00	.00	44,460.00	41,309.00	44,734.00	3,425.00
	Personnel Services- Employee Benefits Totals	$388,987.00	$0.00	$0.00	$713,121.00	$860,885.00	$692,019.00	($168,866.00)
Contractual Services								
001.240.240.50040	State of Illinois Salaries	15,334.00	15,500.00	.00	16,000.00	16,000.00	16,000.00	.00
001.240.240.50050	Jurors- Circuit Court	137,699.99	162,363.07	75,615.10	150,000.00	150,000.00	150,000.00	.00
001.240.240.50060	Jurors- Grand Jury	.00	.00	.00	1,000.00	1,000.00	1,000.00	.00
001.240.240.50070	Jurors' Expense	112,990.73	132,782.87	53,296.49	205,000.00	205,000.00	195,000.00	(10,000.00)
001.240.240.50120	Per Diem Expense	75,561.00	74,701.50	29,773.02	100,000.00	100,000.00	100,000.00	.00
001.240.240.50150	Contractual/Consulting Services	679,305.33	825,448.94	354,666.34	900,000.00	415,960.00	601,724.00	185,764.00
001.240.240.50190	Court Appointed Counsel	295,892.24	296,843.70	93,723.93	300,000.00	300,000.00	300,000.00	.00
001.240.240.50200	Psychological/Psychiatric Srvs	6,553.47	1,350.00	550.00	40,000.00	40,000.00	25,000.00	(15,000.00)
001.240.240.50665	Judicial Technology Fine Expenses	47,951.99	57,618.28	55,899.69	273,500.00	273,500.00	233,500.00	(40,000.00)
001.240.240.52160	Repairs and Maint- Equipment	3,375.00	2,700.00	24.26	10,000.00	10,000.00	10,000.00	.00
001.240.240.52190	Equipment Rental	12,799.93	11,942.55	5,020.02	15,000.00	15,000.00	15,000.00	.00
001.240.240.53000	Liability Insurance	4,366.00	4,368.00	.00	6,000.00	6,000.00	6,000.00	.00
001.240.240.53060	General Printing	207.50	.00	.00	1,000.00	1,000.00	1,000.00	.00
001.240.240.53100	Conferences and Meetings	11,066.09	13,855.65	13,825.92	20,000.00	20,000.00	20,000.00	.00
001.240.240.53110	Employee Training	1,477.74	625.34	.00	3,000.00	3,000.00	3,000.00	.00
001.240.240.53120	Employee Mileage Expense	696.25	2,186.03	459.71	3,000.00	3,000.00	3,000.00	.00
001.240.240.53130	General Association Dues	364.00	200.00	207.00	500.00	500.00	500.00	.00
001.240.240.55000	Miscellaneous Contractual Exp	78,660.83	143,278.50	23,968.30	125,000.00	125,000.00	125,000.00	.00
	Contractual Services Totals	$1,484,302.09	$1,745,764.43	$707,029.78	$2,169,000.00	$1,684,960.00	$1,805,724.00	$120,764.00
Commodities								
001.240.240.60000	Office Supplies	8,427.75	9,491.49	2,491.58	9,000.00	9,000.00	9,000.00	.00
001.240.240.60010	Operating Supplies	13,750.00	24,815.80	5,194.97	10,500.00	10,500.00	10,500.00	.00
001.240.240.60020	Computer Related Supplies	2,724.45	4,071.53	4,669.50	5,000.00	5,000.00	5,000.00	.00
001.240.240.60040	Postage	92.76	29.76	1,450.00	2,500.00	1,500.00	1,500.00	.00
001.240.240.60050	Books and Subscriptions	59,370.19	88,394.76	16,526.61	66,100.00	66,100.00	66,100.00	.00
001.240.240.60080	Employee Recognition Supplies	2,795.66	3,177.45	1,554.85	5,000.00	5,000.00	5,000.00	.00
001.240.240.60210	Uniform Supplies	1,886.02	584.98	248.85	2,400.00	2,400.00	2,400.00	.00
001.240.240.64000	Telephone	.00	.00	.00	500.00	500.00	500.00	.00
	Commodities Totals	$89,046.83	$130,565.77	$32,136.36	$101,000.00	$100,000.00	$100,000.00	$0.00
Sub-Department	**240 - Judiciary and Courts** Totals	$3,651,612.36	$4,090,952.89	$1,876,387.67	$4,508,474.00	$4,171,199.00	$4,362,639.00	$191,440.00
Department	**240 - Judiciary and Courts** Totals	$3,651,612.36	$4,090,952.89	$1,876,387.67	$4,508,474.00	$4,171,199.00	$4,362,639.00	$191,440.00

2027 DRAFT GF Submitted Lev Department & Account

Budget Year 2027

G/L Account	Account Description	2024 Actual Amount	2025 Actual Amount	2026 Actual Amount	2026 Estimated Amount	2026 Amended Budget	2027 Submitted Budget	Difference
Fund	**001 - General Fund**							
EXPENSE								
Department	**250 - Circuit Clerk**							
Sub-Department	**250 - Circuit Clerk- Administration**							
Services								
001.250.250.45005	Healthcare Contribution Contra Account	(915,681.00)	.00	.00	.00	(900,589.00)	(1,044,175.00)	(143,586.00)
001.250.250.45015	Dental Insurance Contra Account	(28,415.00)	.00	.00	.00	(27,332.00)	(29,570.00)	(2,238.00)
001.250.250.45105	FICA/SS Contribution Contra Account	.00	.00	.00	.00	(365,552.00)	(355,609.00)	9,943.00
001.250.250.45205	IMRF Contribution Contra Account	.00	.00	.00	.00	(314,037.00)	(252,286.00)	61,751.00
001.250.250.53015	Worker's Comp Contra Account	.00	.00	.00	.00	(83,118.00)	(84,917.00)	(1,799.00)
	Services Totals	($944,096.00)	$0.00	$0.00	$0.00	($1,690,628.00)	($1,766,557.00)	($75,929.00)
Personnel Services- Salaries & Wages								
001.250.250.40000	Salaries and Wages	4,285,007.20	4,238,592.03	2,042,675.88	4,530,699.00	4,530,699.00	4,383,990.00	(146,709.00)
001.250.250.40200	Overtime Salaries	50,752.46	46,790.44	24,014.98	205,380.00	205,380.00	205,001.00	(379.00)
001.250.250.40310	Bond Call	38,051.25	36,236.25	18,626.25	65,006.00	65,006.00	65,006.00	.00
001.250.250.40311	Training Pay	.00	.00	.00	.00	.00	10,001.00	10,001.00
	Personnel Services- Salaries & Wages Totals	$4,373,810.91	$4,321,618.72	$2,085,317.11	$4,801,085.00	$4,801,085.00	$4,663,998.00	($137,087.00)
Personnel Services- Employee Benefits								
001.250.250.45000	Healthcare Contribution	915,681.00	.00	.00	.00	900,589.00	1,044,175.00	143,586.00
001.250.250.45010	Dental Contribution	28,415.00	.00	.00	.00	27,332.00	29,570.00	2,238.00
001.250.250.45100	FICA/SS Contribution	.00	.00	.00	.00	365,552.00	355,609.00	(9,943.00)
001.250.250.45200	IMRF Contribution	.00	.00	.00	.00	314,037.00	252,286.00	(61,751.00)
001.250.250.53010	Workers Compensation	.00	.00	.00	.00	83,118.00	84,917.00	1,799.00
	Personnel Services- Employee Benefits Totals	$944,096.00	$0.00	$0.00	$0.00	$1,690,628.00	$1,766,557.00	$75,929.00
Contractual Services								
001.250.250.50160	Legal Services	.00	60.00	.00	.00	.00	.00	.00
001.250.250.52160	Repairs and Maint- Equipment	.00	.00	231.63	.00	3,800.00	3,800.00	.00
001.250.250.53060	General Printing	9,274.86	1,011.38	.00	2,500.00	2,500.00	2,500.00	.00
001.250.250.53100	Conferences and Meetings	7,363.20	6,892.34	4,927.27	16,644.00	16,644.00	15,900.00	(744.00)
001.250.250.53110	Employee Training	96.00	.00	.00	8,800.00	8,800.00	.00	(8,800.00)
001.250.250.53120	Employee Mileage Expense	1,493.35	569.94	284.20	4,650.00	4,650.00	2,000.00	(2,650.00)
001.250.250.53130	General Association Dues	1,070.00	1,420.00	1,325.00	1,475.00	1,475.00	1,475.00	.00
	Contractual Services Totals	$19,297.41	$9,953.66	$6,768.10	$34,069.00	$37,869.00	$25,675.00	($12,194.00)
Commodities								
001.250.250.60000	Office Supplies	13,439.29	23,030.74	564.30	4,200.00	4,200.00	3,935.00	(265.00)
001.250.250.60050	Books and Subscriptions	.00	.00	.00	1,000.00	1,000.00	1,200.00	200.00
	Commodities Totals	$13,439.29	$23,030.74	$564.30	$5,200.00	$5,200.00	$5,135.00	($65.00)
Sub-Department Totals	**250 - Circuit Clerk- Administration**	$4,406,547.61	$4,354,603.12	$2,092,649.51	$4,840,354.00	$4,844,154.00	$4,694,808.00	($149,346.00)

2027 DRAFT GF Submitted Lev Department & Account

Budget Year 2027

G/L Account	Account Description	2024 Actual Amount	2025 Actual Amount	2026 Actual Amount	2026 Estimated Amount	2026 Amended Budget	2027 Submitted Budget	Difference
Fund	**001 - General Fund**							
EXPENSE								
Department	**250 - Circuit Clerk**							
Sub-Department	**251 - Cir Clerk- COO Support-Criminal**							
Contractual Services								
001.250.251.52160	Repairs and Maint- Equipment	.00	.00	.00	2,000.00	2,000.00	2,000.00	.00
001.250.251.53100	Conferences and Meetings	891.79	767.29	2,650.73	4,600.00	4,600.00	5,000.00	400.00
001.250.251.53110	Employee Training	.00	.00	.00	1,000.00	1,000.00	.00	(1,000.00)
001.250.251.53120	Employee Mileage Expense	87.10	21,157.43	10,107.67	35,000.00	35,000.00	35,000.00	.00
001.250.251.53170	Employee Medical Expense	.00	.00	.00	200.00	200.00	200.00	.00
	Contractual Services Totals	$978.89	$21,924.72	$12,758.40	$42,800.00	$42,800.00	$42,200.00	($600.00)
Commodities								
001.250.251.60000	Office Supplies	.00	2,116.28	766.13	2,361.00	2,361.00	3,250.00	889.00
	Commodities Totals	$0.00	$2,116.28	$766.13	$2,361.00	$2,361.00	$3,250.00	$889.00
Sub-Department	**251 - Cir Clerk- COO Support-Criminal** Totals	$978.89	$24,041.00	$13,524.53	$45,161.00	$45,161.00	$45,450.00	$289.00
Sub-Department	**252 - Circuit Clerk- File Lib/Records**							
Contractual Services								
001.250.252.52160	Repairs and Maint- Equipment	.00	.00	.00	700.00	700.00	875.00	175.00
001.250.252.52230	Repairs and Maint- Vehicles	.00	.00	.00	5,000.00	5,000.00	5,000.00	.00
001.250.252.53110	Employee Training	.00	.00	.00	250.00	250.00	.00	(250.00)
001.250.252.53120	Employee Mileage Expense	72.36	.00	.00	250.00	250.00	250.00	.00
	Contractual Services Totals	$72.36	$0.00	$0.00	$6,200.00	$6,200.00	$6,125.00	($75.00)
Commodities								
001.250.252.60000	Office Supplies	2,287.75	4,352.79	892.82	8,081.00	8,081.00	8,000.00	(81.00)
001.250.252.63040	Fuel- Vehicles	125.59	56.59	51.19	500.00	500.00	500.00	.00
	Commodities Totals	$2,413.34	$4,409.38	$944.01	$8,581.00	$8,581.00	$8,500.00	($81.00)
Sub-Department	**252 - Circuit Clerk- File Lib/Records** Totals	$2,485.70	$4,409.38	$944.01	$14,781.00	$14,781.00	$14,625.00	($156.00)
Sub-Department	**254 - Circuit Clerk- Civil**							
Contractual Services								
001.250.254.53120	Employee Mileage Expense	6,668.56	.00	.00	.00	.00	.00	.00
	Contractual Services Totals	$6,668.56	$0.00	$0.00	$0.00	$0.00	$0.00	$0.00
Commodities								
001.250.254.60000	Office Supplies	689.86	.00	.00	.00	.00	.00	.00
	Commodities Totals	$689.86	$0.00	$0.00	$0.00	$0.00	$0.00	$0.00
Sub-Department	**254 - Circuit Clerk- Civil** Totals	$7,358.42	$0.00	$0.00	$0.00	$0.00	$0.00	$0.00

2027 DRAFT GF Submitted Lev Department & Account

Budget Year 2027

G/L Account	Account Description	2024 Actual Amount	2025 Actual Amount	2026 Actual Amount	2026 Estimated Amount	2026 Amended Budget	2027 Submitted Budget	Difference
Fund	**001 - General Fund**							
EXPENSE								
Department	**250 - Circuit Clerk**							
Sub-Department	**255 - Circuit Clerk- Criminal**							
Contractual Services								
001.250.255.53120	Employee Mileage Expense	16,044.72	.00	.00	.00	.00	.00	.00
	Contractual Services Totals	$16,044.72	$0.00	$0.00	$0.00	$0.00	$0.00	$0.00
Commodities								
001.250.255.60000	Office Supplies	55.90	.00	.00	.00	.00	.00	.00
	Commodities Totals	$55.90	$0.00	$0.00	$0.00	$0.00	$0.00	$0.00
Sub-Department	**255 - Circuit Clerk- Criminal** Totals	$16,100.62	$0.00	$0.00	$0.00	$0.00	$0.00	$0.00
Sub-Department	**256 - Circuit Clerk- Records Support**							
Contractual Services								
001.250.256.52160	Repairs and Maint- Equipment	.00	.00	.00	.00	.00	2,000.00	2,000.00
001.250.256.53100	Conferences and Meetings	.00	2,847.44	.00	4,000.00	4,000.00	5,000.00	1,000.00
001.250.256.53110	Employee Training	.00	.00	.00	500.00	.00	.00	.00
001.250.256.53120	Employee Mileage Expense	.00	70.00	.00	.00	500.00	500.00	.00
	Contractual Services Totals	$0.00	$2,917.44	$0.00	$4,500.00	$4,500.00	$7,500.00	$3,000.00
Commodities								
001.250.256.60000	Office Supplies	24,474.37	18,194.13	.00	5,085.00	5,085.00	500.00	(4,585.00)
	Commodities Totals	$24,474.37	$18,194.13	$0.00	$5,085.00	$5,085.00	$500.00	($4,585.00)
Sub-Department	**256 - Circuit Clerk- Records Support** Totals	$24,474.37	$21,111.57	$0.00	$9,585.00	$9,585.00	$8,000.00	($1,585.00)
Sub-Department	**259 - Circuit Clerk- Chief Deputy**							
Contractual Services								
001.250.259.50160	Legal Services	5,023.00	2,220.00	30,681.00	35,400.00	35,400.00	35,400.00	.00
001.250.259.52160	Repairs and Maint- Equipment	2,687.88	2,781.66	.00	2,640.00	2,640.00	2,640.00	.00
001.250.259.53100	Conferences and Meetings	163.27	2,678.33	.00	2,850.00	2,850.00	2,850.00	.00
001.250.259.53120	Employee Mileage Expense	.00	.00	.00	400.00	400.00	400.00	.00
001.250.259.53130	General Association Dues	175.00	175.00	.00	500.00	500.00	500.00	.00
	Contractual Services Totals	$8,049.15	$7,854.99	$30,681.00	$41,790.00	$41,790.00	$41,790.00	$0.00
Commodities								
001.250.259.60000	Office Supplies	13,985.18	8,437.18	489.06	12,511.00	12,511.00	12,512.00	1.00
	Commodities Totals	$13,985.18	$8,437.18	$489.06	$12,511.00	$12,511.00	$12,512.00	$1.00
Sub-Department	**259 - Circuit Clerk- Chief Deputy** Totals	$22,034.33	$16,292.17	$31,170.06	$54,301.00	$54,301.00	$54,302.00	$1.00

2027 DRAFT GF Submitted Lev Department & Account

Budget Year 2027

G/L Account	Account Description	2024 Actual Amount	2025 Actual Amount	2026 Actual Amount	2026 Estimated Amount	2026 Amended Budget	2027 Submitted Budget	Difference
Fund **001 - General Fund**								
EXPENSE								
Department **250 - Circuit Clerk**								
Sub-Department **260 - Circuit Clerk- Human Resources**								
Contractual Services								
001.250.260.52160	Repairs and Maint- Equipment	465.39	464.53	.00	.00	.00	.00	.00
001.250.260.53110	Employee Training	.00	281.32	.00	5,740.00	5,740.00	.00	(5,740.00)
001.250.260.53120	Employee Mileage Expense	.00	.00	.00	200.00	200.00	200.00	.00
001.250.260.53130	General Association Dues	.00	.00	.00	175.00	175.00	185.00	10.00
	Contractual Services Totals	$465.39	$745.85	$0.00	$6,115.00	$6,115.00	$385.00	($5,730.00)
Commodities								
001.250.260.60000	Office Supplies	1,881.99	2,123.80	745.23	10,079.00	10,079.00	10,079.00	.00
	Commodities Totals	$1,881.99	$2,123.80	$745.23	$10,079.00	$10,079.00	$10,079.00	$0.00
Sub-Department **260 - Circuit Clerk- Human Resources** Totals		$2,347.38	$2,869.65	$745.23	$16,194.00	$16,194.00	$10,464.00	($5,730.00)
Sub-Department **261 - Circuit Clerk- Customer Service**								
Contractual Services								
001.250.261.53120	Employee Mileage Expense	.00	.00	.00	50.00	50.00	50.00	.00
	Contractual Services Totals	$0.00	$0.00	$0.00	$50.00	$50.00	$50.00	$0.00
Commodities								
001.250.261.60000	Office Supplies	93.99	47.97	.00	641.00	641.00	825.00	184.00
001.250.261.64000	Telephone	.00	.00	.00	12,624.00	12,624.00	4,800.00	(7,824.00)
	Commodities Totals	$93.99	$47.97	$0.00	$13,265.00	$13,265.00	$5,625.00	($7,640.00)
Sub-Department **261 - Circuit Clerk- Customer Service** Totals		$93.99	$47.97	$0.00	$13,315.00	$13,315.00	$5,675.00	($7,640.00)
Department **250 - Circuit Clerk** Totals		$4,482,421.31	$4,423,374.86	$2,139,033.34	$4,993,691.00	$4,997,491.00	$4,833,324.00	($164,167.00)
Department **300 - State's Attorney**								
Sub-Department **300 - State's Attorney- Criminal Div**								
Services								
001.300.300.45005	Healthcare Contribution Contra Account	(1,409,268.00)	.00	.00	.00	.00	(1,600,954.00)	(1,600,954.00)
001.300.300.45015	Dental Insurance Contra Account	(36,298.00)	.00	.00	.00	.00	(41,449.00)	(41,449.00)
001.300.300.45105	FICA/SS Contribution Contra Account	.00	.00	.00	.00	.00	(778,197.00)	(778,197.00)
001.300.300.45205	IMRF Contribution Contra Account	.00	.00	.00	.00	.00	(558,034.00)	(558,034.00)
001.300.300.45500	Unallocated Reduction to Budget Request - Personnel	.00	.00	.00	.00	(1,193,503.00)	(1,351,613.00)	(158,110.00)
001.300.300.53015	Worker's Comp Contra Account	.00	.00	.00	.00	.00	(185,978.00)	(185,978.00)
	Services Totals	($1,445,566.00)	$0.00	$0.00	$0.00	($1,193,503.00)	($4,516,225.00)	($3,322,722.00)
Personnel Services- Salaries & Wages								
001.300.300.40000	Salaries and Wages	8,883,676.38	9,734,049.26	5,367,016.14	10,334,788.00	10,999,860.00	10,090,240.00	(909,620.00)
001.300.300.40310	Bond Call	108,127.50	110,217.50	72,000.00	142,321.00	125,000.00	125,001.00	1.00
	Personnel Services- Salaries & Wages Totals	$8,991,803.88	$9,844,266.76	$5,439,016.14	$10,477,109.00	$11,124,860.00	$10,215,241.00	($909,619.00)

2027 DRAFT GF Submitted Lev Department & Account

Budget Year 2027

G/L Account	Account Description	2024 Actual Amount	2025 Actual Amount	2026 Actual Amount	2026 Estimated Amount	2026 Amended Budget	2027 Submitted Budget	Difference
Fund	**001 - General Fund**							
EXPENSE								
Department	**300 - State's Attorney**							
Sub-Department	**300 - State's Attorney- Criminal Div**							
Personnel Services- Employee Benefits								
001.300.300.45000	Healthcare Contribution	1,409,268.00	.00	.00	.00	.00	1,600,954.00	1,600,954.00
001.300.300.45010	Dental Contribution	36,298.00	.00	.00	.00	.00	41,449.00	41,449.00
001.300.300.45100	FICA/SS Contribution	30.60	.00	.00	.00	.00	778,197.00	778,197.00
001.300.300.45200	IMRF Contribution	18.32	.00	.00	.00	.00	558,034.00	558,034.00
001.300.300.53010	Workers Compensation	.00	.00	.00	.00	.00	185,978.00	185,978.00
	Personnel Services- Employee Benefits Totals	$1,445,614.92	$0.00	$0.00	$0.00	$0.00	$3,164,612.00	$3,164,612.00
Contractual Services								
001.300.300.50150	Contractual/Consulting Services	182,523.86	62,800.00	23,000.00	70,000.00	87,000.00	61,000.00	(26,000.00)
001.300.300.50240	Trials and Costs of Hearing	30,816.81	14,553.94	12,139.74	18,964.00	20,000.00	22,000.00	2,000.00
001.300.300.50250	Legal Trial Notices	.00	.00	.00	.00	2,000.00	.00	(2,000.00)
001.300.300.50260	Witness Costs	15,938.46	46,033.40	21,864.58	49,695.00	15,000.00	25,000.00	10,000.00
001.300.300.50270	Court Reporter Costs	63,422.67	61,564.69	30,275.25	62,679.00	60,000.00	60,000.00	.00
001.300.300.52130	Repairs and Maint- Computers	.00	.00	(20.26)	.00	.00	.00	.00
001.300.300.52140	Repairs and Maint- Copiers	18,166.56	22,414.41	11,255.21	19,635.00	23,000.00	25,000.00	2,000.00
001.300.300.52160	Repairs and Maint- Equipment	.00	.00	.00	.00	1,000.00	1,000.00	.00
001.300.300.52230	Repairs and Maint- Vehicles	5,680.57	11,184.41	4,779.20	5,129.00	14,000.00	12,500.00	(1,500.00)
001.300.300.53060	General Printing	.00	229.90	.00	.00	500.00	500.00	.00
001.300.300.53100	Conferences and Meetings	26,190.82	31,141.87	6,687.82	24,000.00	30,000.00	30,000.00	.00
001.300.300.53110	Employee Training	12,935.61	24,846.55	11,467.39	33,202.00	37,205.00	25,000.00	(12,205.00)
001.300.300.53120	Employee Mileage Expense	1,779.94	3,582.05	1,731.22	3,433.00	3,500.00	4,000.00	500.00
001.300.300.53130	General Association Dues	28,115.00	38,930.00	26,184.50	38,120.00	41,103.00	41,698.00	595.00
	Contractual Services Totals	$385,570.30	$317,281.22	$149,364.65	$324,857.00	$334,308.00	$307,698.00	($26,610.00)
Commodities								
001.300.300.60000	Office Supplies	49,727.16	47,618.26	8,233.40	45,000.00	50,000.00	45,000.00	(5,000.00)
001.300.300.60010	Operating Supplies	24,409.94	43,085.92	7,315.66	31,569.00	25,000.00	35,000.00	10,000.00
001.300.300.60050	Books and Subscriptions	89,493.96	104,153.07	.00	.00	7,850.00	7,850.00	.00
001.300.300.60055	Office Equipment - Non Capital	.00	.00	616.83	617.00	10,000.00	1,000.00	(9,000.00)
001.300.300.60060	Computer Software- Non Capital	(16,892.99)	37,219.08	36,923.35	70,613.00	73,792.00	.00	(73,792.00)
001.300.300.60070	Computer Hardware- Non Capital	59,710.51	17,376.88	3,217.85	1,282.00	.00	.00	.00
001.300.300.60570	Office Furniture - Non-Capital	20,889.53	9,117.58	.00	.00	.00	.00	.00
001.300.300.63040	Fuel- Vehicles	11,458.79	11,693.56	7,165.09	12,395.00	15,000.00	12,000.00	(3,000.00)
	Commodities Totals	$238,796.90	$270,264.35	$63,472.18	$161,476.00	$181,642.00	$100,850.00	($80,792.00)
Capital								
001.300.300.70070	Automotive Equipment	36,096.03	.00	.00	45,000.00	.00	.00	.00

2027 DRAFT GF Submitted Lev Department & Account

Budget Year 2027

G/L Account	Account Description	2024 Actual Amount	2025 Actual Amount	2026 Actual Amount	2026 Estimated Amount	2026 Amended Budget	2027 Submitted Budget	Difference
Fund	**001 - General Fund**							
EXPENSE								
Department	**300 - State's Attorney**							
Sub-Department	**300 - State's Attorney- Criminal Div**							
Capital								
001.300.300.70100	Copiers	453.09	.00	.00	.00	.00	.00	.00
	Capital Totals	$36,549.12	$0.00	$0.00	$45,000.00	$0.00	$0.00	$0.00
Sub-Department	**300 - State's Attorney- Criminal Div** Totals	$9,652,769.12	$10,431,812.33	$5,651,852.97	$11,008,442.00	$10,447,307.00	$9,272,176.00	($1,175,131.00)
Sub-Department	**301 - Child Advocacy Center**							
Services								
001.300.301.45005	Healthcare Contribution Contra Account	.00	.00	.00	.00	.00	(22,459.00)	(22,459.00)
001.300.301.45015	Dental Insurance Contra Account	.00	.00	.00	.00	.00	(718.00)	(718.00)
001.300.301.45105	FICA/SS Contribution Contra Account	.00	.00	.00	.00	.00	(24,047.00)	(24,047.00)
001.300.301.45205	IMRF Contribution Contra Account	.00	.00	.00	.00	.00	(17,288.00)	(17,288.00)
001.300.301.53015	Worker's Comp Contra Account	.00	.00	.00	.00	.00	(5,730.00)	(5,730.00)
	Services Totals	$0.00	$0.00	$0.00	$0.00	$0.00	($70,242.00)	($70,242.00)
Personnel Services- Salaries & Wages								
001.300.301.40000	Salaries and Wages	57,320.28	5,711.04	158,652.99	305,419.00	309,609.00	314,737.00	5,128.00
	Personnel Services- Salaries & Wages Totals	$57,320.28	$5,711.04	$158,652.99	$305,419.00	$309,609.00	$314,737.00	$5,128.00
Personnel Services- Employee Benefits								
001.300.301.45000	Healthcare Contribution	.00	.00	.00	.00	.00	22,459.00	22,459.00
001.300.301.45010	Dental Contribution	.00	.00	.00	.00	.00	718.00	718.00
001.300.301.45100	FICA/SS Contribution	.00	.00	.00	.00	.00	24,047.00	24,047.00
001.300.301.45200	IMRF Contribution	.00	.00	.00	.00	.00	17,288.00	17,288.00
001.300.301.53010	Workers Compensation	.00	.00	.00	.00	.00	5,730.00	5,730.00
	Personnel Services- Employee Benefits Totals	$0.00	$0.00	$0.00	$0.00	$0.00	$70,242.00	$70,242.00
Sub-Department	**301 - Child Advocacy Center** Totals	$57,320.28	$5,711.04	$158,652.99	$305,419.00	$309,609.00	$314,737.00	$5,128.00
Sub-Department	**305 - Child Exploitation**							
Services								
001.300.305.45005	Healthcare Contribution Contra Account	.00	.00	.00	.00	.00	(78,318.00)	(78,318.00)
001.300.305.45015	Dental Insurance Contra Account	.00	.00	.00	.00	.00	(1,712.00)	(1,712.00)
001.300.305.45105	FICA/SS Contribution Contra Account	.00	.00	.00	.00	.00	(33,148.00)	(33,148.00)
001.300.305.45205	IMRF Contribution Contra Account	.00	.00	.00	.00	.00	(23,829.00)	(23,829.00)
001.300.305.53015	Worker's Comp Contra Account	.00	.00	.00	.00	.00	(7,897.00)	(7,897.00)
	Services Totals	$0.00	$0.00	$0.00	$0.00	$0.00	($144,904.00)	($144,904.00)
Personnel Services- Salaries & Wages								
001.300.305.40000	Salaries and Wages	.00	.00	.00	.00	.00	433,727.00	433,727.00
	Personnel Services- Salaries & Wages Totals	$0.00	$0.00	$0.00	$0.00	$0.00	$433,727.00	$433,727.00

2027 DRAFT GF Submitted Lev Department & Account

Budget Year 2027

G/L Account	Account Description	2024 Actual Amount	2025 Actual Amount	2026 Actual Amount	2026 Estimated Amount	2026 Amended Budget	2027 Submitted Budget	Difference
Fund	**001 - General Fund**							
EXPENSE								
Department	**300 - State's Attorney**							
Sub-Department	**305 - Child Exploitation**							
Personnel Services- Employee Benefits								
001.300.305.45000	Healthcare Contribution	.00	.00	.00	.00	.00	78,318.00	78,318.00
001.300.305.45010	Dental Contribution	.00	.00	.00	.00	.00	1,712.00	1,712.00
001.300.305.45100	FICA/SS Contribution	.00	.00	.00	.00	.00	33,148.00	33,148.00
001.300.305.45200	IMRF Contribution	.00	.00	.00	.00	.00	23,829.00	23,829.00
001.300.305.53010	Workers Compensation	.00	.00	.00	.00	.00	7,897.00	7,897.00
	Personnel Services- Employee Benefits Totals	$0.00	$0.00	$0.00	$0.00	$0.00	$144,904.00	$144,904.00
Contractual Services								
001.300.305.52130	Repairs and Maint- Computers	.00	.00	520.22	.00	.00	.00	.00
001.300.305.53110	Employee Training	.00	.00	.00	.00	.00	6,600.00	6,600.00
	Contractual Services Totals	$0.00	$0.00	$520.22	$0.00	$0.00	$6,600.00	$6,600.00
Commodities								
001.300.305.60010	Operating Supplies	.00	.00	40.53	.00	.00	.00	.00
001.300.305.60020	Computer Related Supplies	.00	.00	.00	.00	.00	12,000.00	12,000.00
001.300.305.60060	Computer Software- Non Capital	.00	.00	.00	.00	.00	40,900.00	40,900.00
001.300.305.63040	Fuel- Vehicles	.00	.00	.00	.00	.00	4,800.00	4,800.00
	Commodities Totals	$0.00	$0.00	$40.53	$0.00	$0.00	$57,700.00	$57,700.00
Sub-Department	**305 - Child Exploitation** Totals	$0.00	$0.00	$560.75	$0.00	$0.00	$498,027.00	$498,027.00
Sub-Department	**306 - Collaborative Diversion Program**							
Services								
001.300.306.45005	Healthcare Contribution Contra Account	(4,763.00)	.00	.00	.00	.00	(44,223.00)	(44,223.00)
001.300.306.45015	Dental Insurance Contra Account	(114.00)	.00	.00	.00	.00	(828.00)	(828.00)
001.300.306.45105	FICA/SS Contribution Contra Account	.00	.00	.00	.00	.00	(21,030.00)	(21,030.00)
001.300.306.45205	IMRF Contribution Contra Account	.00	.00	.00	.00	.00	(15,118.00)	(15,118.00)
001.300.306.53015	Worker's Comp Contra Account	.00	.00	.00	.00	.00	(5,004.00)	(5,004.00)
	Services Totals	($4,877.00)	$0.00	$0.00	$0.00	$0.00	($86,203.00)	($86,203.00)
Personnel Services- Salaries & Wages								
001.300.306.40000	Salaries and Wages	297,951.51	263,011.98	115,499.20	206,800.00	209,929.00	274,845.00	64,916.00
001.300.306.40335	Stipend for Diversion Program	6,192.40	5,000.50	2,589.30	1,808.00	5,001.00	.00	(5,001.00)
	Personnel Services- Salaries & Wages Totals	$304,143.91	$268,012.48	$118,088.50	$208,608.00	$214,930.00	$274,845.00	$59,915.00
Personnel Services- Employee Benefits								
001.300.306.45000	Healthcare Contribution	4,763.00	.00	.00	.00	.00	44,223.00	44,223.00
001.300.306.45010	Dental Contribution	114.00	.00	.00	.00	.00	828.00	828.00
001.300.306.45100	FICA/SS Contribution	.00	.00	.00	.00	.00	21,030.00	21,030.00
001.300.306.45200	IMRF Contribution	.00	.00	.00	.00	.00	15,118.00	15,118.00

2027 DRAFT GF Submitted Lev Department & Account

Budget Year 2027

G/L Account	Account Description	2024 Actual Amount	2025 Actual Amount	2026 Actual Amount	2026 Estimated Amount	2026 Amended Budget	2027 Submitted Budget	Difference
Fund	**001 - General Fund**							
EXPENSE								
Department	**300 - State's Attorney**							
Sub-Department	**306 - Collaborative Diversion Program**							
Personnel Services- Employee Benefits								
001.300.306.53010	Workers Compensation	.00	.00	.00	.00	.00	5,004.00	5,004.00
	Personnel Services- Employee Benefits Totals	$4,877.00	$0.00	$0.00	$0.00	$0.00	$86,203.00	$86,203.00
Contractual Services								
001.300.306.50150	Contractual/Consulting Services	17,894.71	8,032.52	3,844.06	8,438.00	8,400.00	7,860.00	(540.00)
001.300.306.53040	General Advertising	.00	.00	.00	.00	250.00	.00	(250.00)
001.300.306.53100	Conferences and Meetings	1,504.17	56.56	.00	.00	250.00	.00	(250.00)
001.300.306.53104	Program Events	825.57	.00	.00	.00	2,000.00	.00	(2,000.00)
001.300.306.53110	Employee Training	22,660.29	.00	.00	2,000.00	2,500.00	7,500.00	5,000.00
001.300.306.53120	Employee Mileage Expense	184.25	.00	.00	.00	.00	.00	.00
	Contractual Services Totals	$43,068.99	$8,089.08	$3,844.06	$10,438.00	$13,400.00	$15,360.00	$1,960.00
Commodities								
001.300.306.60010	Operating Supplies	3,212.10	(1,937.65)	5,210.21	7,046.00	.00	.00	.00
001.300.306.63040	Fuel- Vehicles	1,074.53	2,224.92	1,130.93	1,550.00	2,000.00	2,500.00	500.00
001.300.306.64000	Telephone	.00	298.11	158.02	355.00	.00	.00	.00
	Commodities Totals	$4,286.63	$585.38	$6,499.16	$8,951.00	$2,000.00	$2,500.00	$500.00
Sub-Department	**306 - Collaborative Diversion Program** Totals	$351,499.53	$276,686.94	$128,431.72	$227,997.00	$230,330.00	$292,705.00	$62,375.00
Sub-Department	**307 - Human Exploitation Unit**							
Services								
001.300.307.45005	Healthcare Contribution Contra Account	.00	.00	.00	.00	.00	(168,952.00)	(168,952.00)
001.300.307.45015	Dental Insurance Contra Account	.00	.00	.00	.00	.00	(3,263.00)	(3,263.00)
001.300.307.45105	FICA/SS Contribution Contra Account	.00	.00	.00	.00	.00	(56,894.00)	(56,894.00)
001.300.307.45205	IMRF Contribution Contra Account	.00	.00	.00	.00	.00	(40,901.00)	(40,901.00)
001.300.307.53015	Worker's Comp Contra Account	.00	.00	.00	.00	.00	(13,546.00)	(13,546.00)
	Services Totals	$0.00	$0.00	$0.00	$0.00	$0.00	($283,556.00)	($283,556.00)
Personnel Services- Salaries & Wages								
001.300.307.40000	Salaries and Wages	.00	558,216.90	375,031.84	721,963.00	732,891.00	743,998.00	11,107.00
	Personnel Services- Salaries & Wages Totals	$0.00	$558,216.90	$375,031.84	$721,963.00	$732,891.00	$743,998.00	$11,107.00
Personnel Services- Employee Benefits								
001.300.307.45000	Healthcare Contribution	.00	.00	.00	.00	.00	168,952.00	168,952.00
001.300.307.45010	Dental Contribution	.00	.00	.00	.00	.00	3,263.00	3,263.00
001.300.307.45100	FICA/SS Contribution	.00	.00	.00	.00	.00	56,894.00	56,894.00
001.300.307.45200	IMRF Contribution	.00	.00	.00	.00	.00	40,901.00	40,901.00
001.300.307.53010	Workers Compensation	.00	.00	.00	.00	.00	13,546.00	13,546.00
	Personnel Services- Employee Benefits Totals	$0.00	$0.00	$0.00	$0.00	$0.00	$283,556.00	$283,556.00

2027 DRAFT GF Submitted Lev Department & Account

Budget Year 2027

G/L Account	Account Description	2024 Actual Amount	2025 Actual Amount	2026 Actual Amount	2026 Estimated Amount	2026 Amended Budget	2027 Submitted Budget	Difference
Fund	**001 - General Fund**							
EXPENSE								
Department	**300 - State's Attorney**							
Sub-Department	**307 - Human Exploitation Unit**							
Contractual Services								
001.300.307.50150	Contractual/Consulting Services	.00	.00	.00	5,000.00	7,500.00	8,000.00	500.00
001.300.307.52230	Repairs and Maint- Vehicles	.00	1,935.00	1,080.80	2,081.00	2,500.00	2,500.00	.00
001.300.307.53100	Conferences and Meetings	.00	44,197.90	1,732.75	20,795.00	24,500.00	24,908.00	408.00
001.300.307.53110	Employee Training	450.00	249.00	8,777.80	23,999.00	25,705.00	8,300.00	(17,405.00)
	Contractual Services Totals	$450.00	$46,381.90	$11,591.35	$51,875.00	$60,205.00	$43,708.00	($16,497.00)
Commodities								
001.300.307.60000	Office Supplies	.00	34.50	.00	.00	.00	.00	.00
001.300.307.60010	Operating Supplies	.00	5,876.75	.00	.00	.00	.00	.00
001.300.307.60020	Computer Related Supplies	.00	.00	.00	.00	.00	6,000.00	6,000.00
001.300.307.60060	Computer Software- Non Capital	.00	48,940.33	35,844.14	22,306.00	23,863.00	37,000.00	13,137.00
001.300.307.60070	Computer Hardware- Non Capital	.00	54,930.38	1,919.01	981.00	.00	.00	.00
001.300.307.60570	Office Furniture - Non-Capital	.00	349.98	635.00	635.00	2,500.00	.00	(2,500.00)
001.300.307.63040	Fuel- Vehicles	.00	5,158.11	3,657.96	7,043.00	7,200.00	10,000.00	2,800.00
	Commodities Totals	$0.00	$115,290.05	$42,056.11	$30,965.00	$33,563.00	$53,000.00	$19,437.00
Capital								
001.300.307.70070	Automotive Equipment	.00	204,525.00	.00	.00	.00	.00	.00
	Capital Totals	$0.00	$204,525.00	$0.00	$0.00	$0.00	$0.00	$0.00
Sub-Department	**307 - Human Exploitation Unit** Totals	$450.00	$924,413.85	$428,679.30	$804,803.00	$826,659.00	$840,706.00	$14,047.00
Sub-Department	**335 - JJC Council**							
Services								
001.300.335.45105	FICA/SS Contribution Contra Account	.00	.00	.00	.00	.00	(3,137.00)	(3,137.00)
001.300.335.45205	IMRF Contribution Contra Account	.00	.00	.00	.00	.00	(2,255.00)	(2,255.00)
001.300.335.53015	Worker's Comp Contra Account	.00	.00	.00	.00	.00	(747.00)	(747.00)
	Services Totals	$0.00	$0.00	$0.00	$0.00	$0.00	($6,139.00)	($6,139.00)
Personnel Services- Salaries & Wages								
001.300.335.40000	Salaries and Wages	11,206.36	8,354.99	5,931.95	9,962.00	40,395.00	40,998.00	603.00
	Personnel Services- Salaries & Wages Totals	$11,206.36	$8,354.99	$5,931.95	$9,962.00	$40,395.00	$40,998.00	$603.00
Personnel Services- Employee Benefits								
001.300.335.45100	FICA/SS Contribution	.00	.00	.00	.00	.00	3,137.00	3,137.00
001.300.335.45200	IMRF Contribution	.00	.00	.00	.00	.00	2,255.00	2,255.00
001.300.335.53010	Workers Compensation	.00	.00	.00	.00	.00	747.00	747.00
	Personnel Services- Employee Benefits Totals	$0.00	$0.00	$0.00	$0.00	$0.00	$6,139.00	$6,139.00

2027 DRAFT GF Submitted Lev Department & Account

Budget Year 2027

G/L Account	Account Description	2024 Actual Amount	2025 Actual Amount	2026 Actual Amount	2026 Estimated Amount	2026 Amended Budget	2027 Submitted Budget	Difference
Fund **001 - General Fund**								
EXPENSE								
Department **300 - State's Attorney**								
Sub-Department **335 - JJC Council**								
Contractual Services								
001.300.335.50150	Contractual/Consulting Services	.00	.00	.00	20,000.00	20,000.00	20,000.00	.00
001.300.335.53110	Employee Training	22,850.12	.00	24,400.00	24,200.00	24,231.00	24,231.00	.00
	Contractual Services Totals	$22,850.12	$0.00	$24,400.00	$44,200.00	$44,231.00	$44,231.00	$0.00
Commodities								
001.300.335.60010	Operating Supplies	725.50	518.60	235.29	469.00	1,085.00	1,085.00	.00
	Commodities Totals	$725.50	$518.60	$235.29	$469.00	$1,085.00	$1,085.00	$0.00
	Sub-Department **335 - JJC Council** Totals	$34,781.98	$8,873.59	$30,567.24	$54,631.00	$85,711.00	$86,314.00	$603.00
	Department **300 - State's Attorney** Totals	$10,096,820.91	$11,647,497.75	$6,398,744.97	$12,401,292.00	$11,899,616.00	$11,304,665.00	($594,951.00)
Department **360 - Public Defender**								
Sub-Department **360 - Public Defender**								
Services								
001.360.360.45005	Healthcare Contribution Contra Account	(707,088.00)	.00	.00	.00	.00	(834,375.00)	(834,375.00)
001.360.360.45015	Dental Insurance Contra Account	(19,464.00)	.00	.00	.00	.00	(21,587.00)	(21,587.00)
001.360.360.45105	FICA/SS Contribution Contra Account	.00	.00	.00	.00	.00	(377,397.00)	(377,397.00)
001.360.360.45205	IMRF Contribution Contra Account	.00	.00	.00	.00	.00	(272,002.00)	(272,002.00)
001.360.360.53015	Worker's Comp Contra Account	.00	.00	.00	.00	.00	(89,992.00)	(89,992.00)
	Services Totals	($726,552.00)	$0.00	$0.00	$0.00	$0.00	($1,595,353.00)	($1,595,353.00)
Personnel Services- Salaries & Wages								
001.360.360.40000	Salaries and Wages	4,321,865.57	4,587,894.70	2,434,535.92	4,600,000.00	4,827,656.00	4,862,836.00	35,180.00
001.360.360.40310	Bond Call	62,450.00	79,000.00	40,400.00	80,600.00	80,600.00	80,201.00	(399.00)
	Personnel Services- Salaries & Wages Totals	$4,384,315.57	$4,666,894.70	$2,474,935.92	$4,680,600.00	$4,908,256.00	$4,943,037.00	$34,781.00
Personnel Services- Employee Benefits								
001.360.360.45000	Healthcare Contribution	707,088.00	.00	.00	.00	.00	834,375.00	834,375.00
001.360.360.45010	Dental Contribution	19,464.00	.00	.00	.00	.00	21,587.00	21,587.00
001.360.360.45100	FICA/SS Contribution	.00	.00	.00	.00	.00	377,397.00	377,397.00
001.360.360.45200	IMRF Contribution	.00	.00	.00	.00	.00	272,002.00	272,002.00
001.360.360.53010	Workers Compensation	.00	.00	.00	.00	.00	89,992.00	89,992.00
	Personnel Services- Employee Benefits Totals	$726,552.00	$0.00	$0.00	$0.00	$0.00	$1,595,353.00	$1,595,353.00
Contractual Services								
001.360.360.50240	Trials and Costs of Hearing	17,855.87	37,106.50	3,512.50	45,000.00	45,000.00	45,000.00	.00
001.360.360.52140	Repairs and Maint- Copiers	452.99	719.70	310.31	2,000.00	2,250.00	2,250.00	.00
001.360.360.53100	Conferences and Meetings	457.92	.00	.00	.00	.00	.00	.00
001.360.360.53110	Employee Training	19,386.95	11,425.05	15,367.53	20,000.00	20,000.00	20,000.00	.00

2027 DRAFT GF Submitted Lev Department & Account

Budget Year 2027

G/L Account	Account Description	2024 Actual Amount	2025 Actual Amount	2026 Actual Amount	2026 Estimated Amount	2026 Amended Budget	2027 Submitted Budget	Difference
Fund **001 - General Fund**								
EXPENSE								
Department **360 - Public Defender**								
Sub-Department **360 - Public Defender**								
Contractual Services								
001.360.360.53120	Employee Mileage Expense	1,506.23	846.81	498.60	2,000.00	4,500.00	4,500.00	.00
001.360.360.53140	Attorney Association Dues	5,120.50	17,420.00	13,575.00	23,100.00	23,100.00	23,100.00	.00
001.360.360.55000	Miscellaneous Contractual Exp	8,185.65	5,332.87	1,001.94	6,000.00	8,000.00	8,000.00	.00
	Contractual Services Totals	$52,966.11	$72,850.93	$34,265.88	$98,100.00	$102,850.00	$102,850.00	$0.00
Commodities								
001.360.360.60000	Office Supplies	6,170.82	8,170.06	3,063.09	8,000.00	8,000.00	8,000.00	.00
001.360.360.60050	Books and Subscriptions	70,284.36	69,878.86	38,551.50	78,062.00	81,130.00	81,966.00	836.00
	Commodities Totals	$76,455.18	$78,048.92	$41,614.59	$86,062.00	$89,130.00	$89,966.00	$836.00
	Sub-Department **360 - Public Defender** Totals	$4,513,736.86	$4,817,794.55	$2,550,816.39	$4,864,762.00	$5,100,236.00	$5,135,853.00	$35,617.00
	Department **360 - Public Defender** Totals	$4,513,736.86	$4,817,794.55	$2,550,816.39	$4,864,762.00	$5,100,236.00	$5,135,853.00	$35,617.00
Department **380 - Sheriff**								
Sub-Department **380 - Sheriff**								
Services								
001.380.380.45005	Healthcare Contribution Contra Account	(1,909,391.00)	.00	.00	.00	.00	(2,130,130.00)	(2,130,130.00)
001.380.380.45015	Dental Insurance Contra Account	(53,169.00)	.00	.00	.00	.00	(59,884.00)	(59,884.00)
001.380.380.45105	FICA/SS Contribution Contra Account	.00	.00	.00	.00	.00	(1,190,542.00)	(1,190,542.00)
001.380.380.45205	IMRF Contribution Contra Account	.00	.00	.00	.00	.00	(155,940.00)	(155,940.00)
001.380.380.45215	SLEP Contribution Contra Account	.00	.00	.00	.00	.00	(2,516,163.00)	(2,516,163.00)
001.380.380.45500	Unallocated Reduction to Budget Request - Personnel	.00	.00	.00	.00	.00	(4,000,000.00)	(4,000,000.00)
001.380.380.53015	Worker's Comp Contra Account	.00	.00	.00	.00	.00	(302,466.00)	(302,466.00)
	Services Totals	($1,962,560.00)	$0.00	$0.00	$0.00	$0.00	($10,355,125.00)	($10,355,125.00)
Personnel Services- Salaries & Wages								
001.380.380.40000	Salaries and Wages	12,550,064.39	13,276,882.80	7,207,036.98	13,277,357.00	14,256,737.00	15,045,953.00	789,216.00
001.380.380.40200	Overtime Salaries	928,197.85	1,052,287.69	520,827.49	929,926.00	1,167,425.00	1,254,935.00	87,510.00
001.380.380.40320	Merit Employee Longevity	103,939.78	187,628.75	95,925.52	171,671.00	222,768.00	193,546.00	(29,222.00)
	Personnel Services- Salaries & Wages Totals	$13,582,202.02	$14,516,799.24	$7,823,789.99	$14,378,954.00	$15,646,930.00	$16,494,434.00	$847,504.00
Personnel Services- Employee Benefits								
001.380.380.45000	Healthcare Contribution	1,909,391.00	.00	.00	.00	.00	2,130,130.00	2,130,130.00
001.380.380.45010	Dental Contribution	53,169.00	.00	.00	.00	.00	59,884.00	59,884.00
001.380.380.45100	FICA/SS Contribution	.00	.00	.00	.00	.00	1,190,542.00	1,190,542.00
001.380.380.45200	IMRF Contribution	.00	.00	.00	.00	.00	155,940.00	155,940.00
001.380.380.45210	SLEP Contribution	.00	.00	.00	.00	.00	2,516,163.00	2,516,163.00

2027 DRAFT GF Submitted Lev Department & Account

Budget Year 2027

G/L Account	Account Description	2024 Actual Amount	2025 Actual Amount	2026 Actual Amount	2026 Estimated Amount	2026 Amended Budget	2027 Submitted Budget	Difference
Fund **001 - General Fund**								
EXPENSE								
Department **380 - Sheriff**								
Sub-Department **380 - Sheriff**								
Personnel Services- Employee Benefits								
001.380.380.45400	Uniform Allowance	139,400.00	141,950.00	71,400.00	141,950.00	.00	144,500.00	144,500.00
001.380.380.53010	Workers Compensation	.00	.00	.00	.00	.00	302,466.00	302,466.00
	Personnel Services- Employee Benefits Totals	$2,101,960.00	$141,950.00	$71,400.00	$141,950.00	$0.00	$6,499,625.00	$6,499,625.00
Contractual Services								
001.380.380.50150	Contractual/Consulting Services	359,600.50	564,838.51	269,501.41	443,564.00	184,541.00	296,439.00	111,898.00
001.380.380.50210	Medical/Dental/Hospital Services	22,290.91	14,745.30	9,240.00	5,984.00	.00	.00	.00
001.380.380.50300	Extradition Costs	47,131.99	97,808.44	89,783.82	174,011.00	40,000.00	75,000.00	35,000.00
001.380.380.52140	Repairs and Maint- Copiers	7,636.68	8,471.80	7,021.61	8,759.00	11,000.00	9,000.00	(2,000.00)
001.380.380.52150	Repairs and Maint- Comm Equip	8,776.83	3,720.94	.00	.00	4,200.00	3,000.00	(1,200.00)
001.380.380.52160	Repairs and Maint- Equipment	1,672.83	1,914.51	625.49	.00	2,000.00	2,000.00	.00
001.380.380.52230	Repairs and Maint- Vehicles	253,141.90	265,476.43	103,648.78	209,374.00	100,000.00	200,000.00	100,000.00
001.380.380.53110	Employee Training	193,753.53	178,713.34	77,350.35	135,941.00	75,000.00	75,000.00	.00
001.380.380.53150	Pre-Employ Drug Testing and Labs	1,945.00	.00	.00	.00	.00	.00	.00
001.380.380.53160	Pre-Employment Physicals	.00	510.00	.00	.00	.00	.00	.00
001.380.380.55032	Sheriff Reimbursable Expense	104,627.09	119,149.30	59,518.07	119,149.00	.00	.00	.00
001.380.380.55500	Unallocated Reduction to Budget Request - Contractual	.00	.00	.00	.00	(1,000,000.00)	.00	1,000,000.00
	Contractual Services Totals	$1,000,577.26	$1,255,348.57	$616,689.53	$1,096,782.00	($583,259.00)	$660,439.00	$1,243,698.00
Commodities								
001.380.380.60000	Office Supplies	6,561.01	12,229.97	4,015.11	9,071.00	10,000.00	10,000.00	.00
001.380.380.60010	Operating Supplies	209,902.39	317,719.79	150,808.81	308,819.00	50,000.00	152,000.00	102,000.00
001.380.380.60180	S.W.A.T. Supplies	48,966.37	50,307.78	9,861.84	23,668.00	25,000.00	25,000.00	.00
001.380.380.60190	Bomb Squad Supplies	45,542.37	39,502.87	4,813.71	25,000.00	25,000.00	25,000.00	.00
001.380.380.60210	Uniform Supplies	38,803.87	46,620.52	27,304.65	45,000.00	10,000.00	45,000.00	35,000.00
001.380.380.60220	Weapons and Ammunition	35,079.09	41,670.11	24,775.90	25,000.00	20,000.00	25,000.00	5,000.00
001.380.380.63040	Fuel- Vehicles	482,287.48	531,698.39	260,593.18	407,712.00	400,000.00	400,000.00	.00
001.380.380.65500	Unallocated Reduction to Budget Request - Commodities	.00	.00	.00	.00	(1,000,000.00)	.00	1,000,000.00
	Commodities Totals	$867,142.58	$1,039,749.43	$482,173.20	$844,270.00	($460,000.00)	$682,000.00	$1,142,000.00
Transfers Out								
001.380.380.99500	Transfer to Capital Projects Fund 500	300,000.00	.00	.00	.00	.00	.00	.00
001.380.380.99702	Transfer To Sheriff's Detail Escrow Fund 702	347,171.00	.00	.00	.00	.00	.00	.00
	Transfers Out Totals	$647,171.00	$0.00	$0.00	$0.00	$0.00	$0.00	$0.00
	Sub-Department **380 - Sheriff** Totals	$16,236,492.86	$16,953,847.24	$8,994,052.72	$16,461,956.00	$14,603,671.00	$13,981,373.00	($622,298.00)

2027 DRAFT GF Submitted Lev Department & Account

Budget Year 2027

G/L Account	Account Description	2024 Actual Amount	2025 Actual Amount	2026 Actual Amount	2026 Estimated Amount	2026 Amended Budget	2027 Submitted Budget	Difference
Fund **001 - General Fund**								
EXPENSE								
Department **380 - Sheriff**								
Sub-Department **382 - Adult Corrections**								
Services								
001.380.382.45005	Healthcare Contribution Contra Account	(2,012,210.00)	.00	.00	.00	.00	(2,415,211.00)	(2,415,211.00)
001.380.382.45015	Dental Insurance Contra Account	(56,752.00)	.00	.00	.00	.00	(68,468.00)	(68,468.00)
001.380.382.45105	FICA/SS Contribution Contra Account	.00	.00	.00	.00	.00	(1,162,297.00)	(1,162,297.00)
001.380.382.45205	IMRF Contribution Contra Account	.00	.00	.00	.00	.00	(110,632.00)	(110,632.00)
001.380.382.45215	SLEP Contribution Contra Account	.00	.00	.00	.00	.00	(2,246,450.00)	(2,246,450.00)
001.380.382.45500	Unallocated Reduction to Budget Request - Personnel	.00	.00	.00	.00	.00	(4,000,000.00)	(4,000,000.00)
001.380.382.53015	Worker's Comp Contra Account	.00	.00	.00	.00	.00	(295,127.00)	(295,127.00)
	Services Totals	($2,068,962.00)	$0.00	$0.00	$0.00	$0.00	($10,298,185.00)	($10,298,185.00)
Personnel Services- Salaries & Wages								
001.380.382.40000	Salaries and Wages	12,173,588.54	13,345,751.15	6,752,190.42	13,640,156.00	14,517,510.00	14,707,220.00	189,710.00
001.380.382.40200	Overtime Salaries	1,070,169.30	1,278,491.65	459,871.42	884,644.00	1,030,603.00	1,061,245.00	30,642.00
001.380.382.40320	Merit Employee Longevity	274,007.10	267,240.43	138,253.29	248,239.00	304,000.00	273,037.00	(30,963.00)
	Personnel Services- Salaries & Wages Totals	$13,517,764.94	$14,891,483.23	$7,350,315.13	$14,773,039.00	$15,852,113.00	$16,041,502.00	$189,389.00
Personnel Services- Employee Benefits								
001.380.382.45000	Healthcare Contribution	2,012,210.00	.00	.00	.00	.00	2,415,211.00	2,415,211.00
001.380.382.45010	Dental Contribution	56,752.00	.00	.00	.00	.00	68,468.00	68,468.00
001.380.382.45100	FICA/SS Contribution	.00	.00	.00	.00	.00	1,162,297.00	1,162,297.00
001.380.382.45200	IMRF Contribution	.00	.00	.00	.00	.00	110,632.00	110,632.00
001.380.382.45210	SLEP Contribution	.00	.00	.00	.00	.00	2,246,450.00	2,246,450.00
001.380.382.45400	Uniform Allowance	142,500.00	150,000.00	78,000.00	150,000.00	.00	171,000.00	171,000.00
001.380.382.53010	Workers Compensation	.00	.00	.00	.00	.00	295,127.00	295,127.00
	Personnel Services- Employee Benefits Totals	$2,211,462.00	$150,000.00	$78,000.00	$150,000.00	$0.00	$6,469,185.00	$6,469,185.00
Contractual Services								
001.380.382.50210	Medical/Dental/Hospital Services	3,764,924.55	4,768,333.83	1,900,543.96	4,945,922.00	4,000,000.00	4,000,000.00	.00
001.380.382.52000	Disposal and Water Softener Srvs	16,894.57	7,047.34	3,050.14	6,453.00	15,000.00	10,000.00	(5,000.00)
001.380.382.52140	Repairs and Maint- Copiers	.00	346.69	.00	.00	.00	.00	.00
001.380.382.52150	Repairs and Maint- Comm Equip	10,221.80	48,363.56	.00	.00	.00	.00	.00
001.380.382.52160	Repairs and Maint- Equipment	8,076.39	34,273.23	.00	.00	.00	.00	.00
001.380.382.53110	Employee Training	77,722.14	148,870.37	50,633.59	60,000.00	50,000.00	50,000.00	.00
001.380.382.55500	Unallocated Reduction to Budget Request - Contractual	.00	.00	.00	.00	(1,000,000.00)	.00	1,000,000.00
	Contractual Services Totals	$3,877,839.45	$5,007,235.02	$1,954,227.69	$5,012,375.00	$3,065,000.00	$4,060,000.00	$995,000.00
Commodities								
001.380.382.60000	Office Supplies	4,789.54	23,821.69	1,395.00	3,348.00	.00	.00	.00
001.380.382.60010	Operating Supplies	199,211.58	430,924.06	172,555.42	358,168.00	100,000.00	257,760.00	157,760.00
001.380.382.60020	Computer Related Supplies	.00	244.00	.00	.00	.00	.00	.00

2027 DRAFT GF Submitted Lev Department & Account

Budget Year 2027

G/L Account	Account Description	2024 Actual Amount	2025 Actual Amount	2026 Actual Amount	2026 Estimated Amount	2026 Amended Budget	2027 Submitted Budget	Difference
Fund **001 - General Fund**								
EXPENSE								
Department **380 - Sheriff**								
Sub-Department **382 - Adult Corrections**								
Commodities								
001.380.382.60210	Uniform Supplies	30,026.51	21,768.37	11,126.18	23,065.00	10,000.00	10,000.00	.00
001.380.382.60220	Weapons and Ammunition	49,310.76	7,185.53	.00	.00	.00	.00	.00
001.380.382.60230	Food	1,111,932.85	1,832,101.65	449,892.30	821,113.00	1,000,000.00	1,141,543.00	141,543.00
001.380.382.60240	Clothing Supplies	14,576.26	2,325.00	19,216.89	20,000.00	20,000.00	.00	(20,000.00)
001.380.382.65500	Unallocated Reduction to Budget Request - Commodities	.00	.00	.00	.00	(1,000,000.00)	(460,000.00)	540,000.00
	Commodities Totals	$1,409,847.50	$2,318,370.30	$654,185.79	$1,225,694.00	$130,000.00	$949,303.00	$819,303.00
Sub-Department **382 - Adult Corrections** Totals		$18,947,951.89	$22,367,088.55	$10,036,728.61	$21,161,108.00	$19,047,113.00	$17,221,805.00	($1,825,308.00)
Sub-Department **396 - Sheriff DCFS Grant**								
Services								
001.380.396.45005	Healthcare Contribution Contra Account	.00	.00	.00	.00	.00	(24,349.00)	(24,349.00)
001.380.396.45015	Dental Insurance Contra Account	.00	.00	.00	.00	.00	(718.00)	(718.00)
001.380.396.45105	FICA/SS Contribution Contra Account	.00	.00	.00	.00	.00	(9,162.00)	(9,162.00)
001.380.396.45215	SLEP Contribution Contra Account	.00	.00	.00	.00	.00	(22,585.00)	(22,585.00)
001.380.396.53015	Worker's Comp Contra Account	.00	.00	.00	.00	.00	(2,180.00)	(2,180.00)
	Services Totals	$0.00	$0.00	$0.00	$0.00	$0.00	($58,994.00)	($58,994.00)
Personnel Services- Salaries & Wages								
001.380.396.40000	Salaries and Wages	.00	95,615.30	60,213.90	119,747.00	.00	119,747.00	119,747.00
001.380.396.40200	Overtime Salaries	.00	1,241.41	165.43	.00	.00	.00	.00
001.380.396.40320	Merit Employee Longevity	.00	.00	99.72	.00	.00	.00	.00
	Personnel Services- Salaries & Wages Totals	$0.00	$96,856.71	$60,479.05	$119,747.00	$0.00	$119,747.00	$119,747.00
Personnel Services- Employee Benefits								
001.380.396.45000	Healthcare Contribution	.00	.00	.00	24,349.00	.00	24,349.00	24,349.00
001.380.396.45010	Dental Contribution	.00	.00	.00	718.00	.00	718.00	718.00
001.380.396.45100	FICA/SS Contribution	.00	.00	.00	9,162.00	.00	9,162.00	9,162.00
001.380.396.45210	SLEP Contribution	.00	.00	.00	22,585.00	.00	22,585.00	22,585.00
001.380.396.45400	Uniform Allowance	.00	850.00	850.00	.00	.00	.00	.00
001.380.396.53010	Workers Compensation	.00	.00	.00	2,180.00	.00	2,180.00	2,180.00
	Personnel Services- Employee Benefits Totals	$0.00	$850.00	$850.00	$58,994.00	$0.00	$58,994.00	$58,994.00
Commodities								
001.380.396.60010	Operating Supplies	.00	53,805.00	.00	.00	.00	.00	.00
	Commodities Totals	$0.00	$53,805.00	$0.00	$0.00	$0.00	$0.00	$0.00
Sub-Department **396 - Sheriff DCFS Grant** Totals		$0.00	$151,511.71	$61,329.05	$178,741.00	$0.00	$119,747.00	$119,747.00

2027 DRAFT GF Submitted Lev Department & Account

Budget Year 2027

G/L Account	Account Description	2024 Actual Amount	2025 Actual Amount	2026 Actual Amount	2026 Estimated Amount	2026 Amended Budget	2027 Submitted Budget	Difference
Fund	**001 - General Fund**							
EXPENSE								
Department	**380 - Sheriff**							
Sub-Department	**400 - Court Security**							
Services								
001.380.400.45005	Healthcare Contribution Contra Account	(478,919.00)	.00	.00	.00	.00	(598,961.00)	(598,961.00)
001.380.400.45015	Dental Insurance Contra Account	(12,277.00)	.00	.00	.00	.00	(15,927.00)	(15,927.00)
001.380.400.45105	FICA/SS Contribution Contra Account	.00	.00	.00	.00	.00	(285,785.00)	(285,785.00)
001.380.400.45205	IMRF Contribution Contra Account	.00	.00	.00	.00	.00	(194,036.00)	(194,036.00)
001.380.400.53015	Worker's Comp Contra Account	.00	.00	.00	.00	.00	(68,927.00)	(68,927.00)
	Services Totals	($491,196.00)	$0.00	$0.00	$0.00	$0.00	($1,163,636.00)	($1,163,636.00)
Personnel Services- Salaries & Wages								
001.380.400.40000	Salaries and Wages	2,789,868.26	2,835,556.24	1,644,103.08	3,021,890.00	3,236,269.00	3,553,217.00	316,948.00
001.380.400.40200	Overtime Salaries	92,771.72	109,649.18	70,420.11	144,387.00	150,000.00	150,000.00	.00
001.380.400.40320	Merit Employee Longevity	.00	36,245.75	19,131.61	33,900.00	.00	32,259.00	32,259.00
	Personnel Services- Salaries & Wages Totals	$2,882,639.98	$2,981,451.17	$1,733,654.80	$3,200,177.00	$3,386,269.00	$3,735,476.00	$349,207.00
Personnel Services- Employee Benefits								
001.380.400.45000	Healthcare Contribution	478,919.00	.00	.00	.00	.00	598,961.00	598,961.00
001.380.400.45010	Dental Contribution	12,277.00	.00	.00	.00	.00	15,927.00	15,927.00
001.380.400.45100	FICA/SS Contribution	.00	.00	.00	.00	.00	285,785.00	285,785.00
001.380.400.45200	IMRF Contribution	.00	.00	.00	.00	.00	194,036.00	194,036.00
001.380.400.45400	Uniform Allowance	39,825.00	37,750.00	17,725.00	.00	.00	50,001.00	50,001.00
001.380.400.53010	Workers Compensation	.00	.00	.00	.00	.00	68,927.00	68,927.00
	Personnel Services- Employee Benefits Totals	$531,021.00	$37,750.00	$17,725.00	$0.00	$0.00	$1,213,637.00	$1,213,637.00
Contractual Services								
001.380.400.50150	Contractual/Consulting Services	15,400.00	40,460.90	2,907.49	10,000.00	16,100.00	16,100.00	.00
001.380.400.50210	Medical/Dental/Hospital Services	.00	2,100.00	4,527.00	3,621.00	.00	.00	.00
001.380.400.52150	Repairs and Maint- Comm Equip	.00	33,102.55	.00	.00	.00	.00	.00
001.380.400.52160	Repairs and Maint- Equipment	6,854.50	42,273.36	2,346.27	5,631.00	10,000.00	10,620.00	620.00
001.380.400.53110	Employee Training	34,240.82	46,557.56	1,049.00	20,000.00	20,000.00	20,000.00	.00
001.380.400.53150	Pre-Employ Drug Testing and Labs	2,399.00	9,000.00	.00	.00	5,000.00	5,000.00	.00
001.380.400.53160	Pre-Employment Physicals	7,696.00	19,808.00	4,500.00	2,820.00	5,000.00	3,000.00	(2,000.00)
	Contractual Services Totals	$66,590.32	$193,302.37	$15,329.76	$42,072.00	$56,100.00	$54,720.00	($1,380.00)
Commodities								
001.380.400.60000	Office Supplies	9,226.77	2,422.15	797.14	1,000.00	4,200.00	3,000.00	(1,200.00)
001.380.400.60010	Operating Supplies	34,457.86	11,083.12	1,449.73	5,000.00	10,000.00	10,000.00	.00
001.380.400.60210	Uniform Supplies	25,812.44	43,977.32	16,090.07	34,855.00	15,000.00	15,000.00	.00
001.380.400.60220	Weapons and Ammunition	40,617.06	20,365.56	23,338.45	30,000.00	30,000.00	30,000.00	.00
001.380.400.60250	Medical Supplies and Drugs	.00	1,117.69	.00	.00	1,200.00	1,200.00	.00
001.380.400.64000	Telephone	6,279.80	6,791.34	.00	.00	.00	.00	.00
	Commodities Totals	$116,393.93	$85,757.18	$41,675.39	$70,855.00	$60,400.00	$59,200.00	($1,200.00)

2027 DRAFT GF Submitted Lev Department & Account

Budget Year 2027

G/L Account	Account Description	2024 Actual Amount	2025 Actual Amount	2026 Actual Amount	2026 Estimated Amount	2026 Amended Budget	2027 Submitted Budget	Difference
Fund **001 - General Fund**								
EXPENSE								
Department **380 - Sheriff**								
Sub-Department **400 - Court Security** Totals		$3,105,449.23	$3,298,260.72	$1,808,384.95	$3,313,104.00	$3,502,769.00	$3,899,397.00	$396,628.00
Department **380 - Sheriff** Totals		$38,289,893.98	$42,770,708.22	$20,900,495.33	$41,114,909.00	$37,153,553.00	$35,222,322.00	($1,931,231.00)
Department **420 - Merit Commission**								
Sub-Department **420 - Merit Commission**								
Services								
001.420.420.45005	Healthcare Contribution Contra Account	(7,737.00)	.00	.00	.00	(7,507.00)	(7,507.00)	.00
001.420.420.45015	Dental Insurance Contra Account	(275.00)	.00	.00	.00	(276.00)	(276.00)	.00
001.420.420.45105	FICA/SS Contribution Contra Account	.00	.00	.00	.00	(2,725.00)	(2,947.00)	(222.00)
001.420.420.45205	IMRF Contribution Contra Account	.00	.00	.00	.00	(1,944.00)	(2,519.00)	(575.00)
001.420.420.53015	Worker's Comp Contra Account	.00	.00	.00	.00	(1,274.00)	(1,375.00)	(101.00)
	Services Totals	($8,012.00)	$0.00	$0.00	$0.00	($13,726.00)	($14,624.00)	($898.00)
Personnel Services- Salaries & Wages								
001.420.420.40000	Salaries and Wages	41,488.13	37,421.89	19,740.41	.00	35,604.00	38,506.00	2,902.00
001.420.420.40200	Overtime Salaries	71.04	.00	.00	.00	.00	.00	.00
001.420.420.40300	Employee Per Diem	25,585.00	24,225.00	11,050.00	.00	38,000.00	37,000.00	(1,000.00)
	Personnel Services- Salaries & Wages Totals	$67,144.17	$61,646.89	$30,790.41	$0.00	$73,604.00	$75,506.00	$1,902.00
Personnel Services- Employee Benefits								
001.420.420.45000	Healthcare Contribution	7,737.00	.00	.00	.00	7,507.00	7,507.00	.00
001.420.420.45010	Dental Contribution	275.00	.00	.00	.00	276.00	276.00	.00
001.420.420.45100	FICA/SS Contribution	.00	.00	.00	.00	2,725.00	2,947.00	222.00
001.420.420.45200	IMRF Contribution	.00	.00	.00	.00	1,944.00	2,519.00	575.00
001.420.420.53010	Workers Compensation	.00	.00	.00	.00	1,274.00	1,375.00	101.00
	Personnel Services- Employee Benefits Totals	$8,012.00	$0.00	$0.00	$0.00	$13,726.00	$14,624.00	$898.00
Contractual Services								
001.420.420.53120	Employee Mileage Expense	3,614.45	3,754.42	1,994.70	.00	4,000.00	3,300.00	(700.00)
001.420.420.53190	Entrance/Promotional Testing	13,303.20	5,842.00	3,338.80	.00	9,050.00	9,050.00	.00
	Contractual Services Totals	$16,917.65	$9,596.42	$5,333.50	$0.00	$13,050.00	$12,350.00	($700.00)
Commodities								
001.420.420.60000	Office Supplies	1,673.14	2,111.48	1,797.92	.00	2,000.00	2,000.00	.00
	Commodities Totals	$1,673.14	$2,111.48	$1,797.92	$0.00	$2,000.00	$2,000.00	$0.00
Sub-Department **420 - Merit Commission** Totals		$85,734.96	$73,354.79	$37,921.83	$0.00	$88,654.00	$89,856.00	$1,202.00
Department **420 - Merit Commission** Totals		$85,734.96	$73,354.79	$37,921.83	$0.00	$88,654.00	$89,856.00	$1,202.00
Department **430 - Court Services**								
Sub-Department **430 - Court Services Administration**								
Services								
001.430.430.45005	Healthcare Contribution Contra Account	(1,299,880.00)	.00	.00	.00	.00	(152,487.00)	(152,487.00)

2027 DRAFT GF Submitted Lev Department & Account

Budget Year 2027

G/L Account	Account Description	2024 Actual Amount	2025 Actual Amount	2026 Actual Amount	2026 Estimated Amount	2026 Amended Budget	2027 Submitted Budget	Difference
Fund	**001 - General Fund**							
EXPENSE								
Department	**430 - Court Services**							
Sub-Department	**430 - Court Services Administration**							
Services								
001.430.430.45015	Dental Insurance Contra Account	(34,836.00)	.00	.00	.00	.00	(3,005.00)	(3,005.00)
001.430.430.45105	FICA/SS Contribution Contra Account	.00	.00	.00	.00	.00	(74,800.00)	(74,800.00)
001.430.430.45205	IMRF Contribution Contra Account	.00	.00	.00	.00	.00	(53,611.00)	(53,611.00)
001.430.430.53015	Worker's Comp Contra Account	.00	.00	.00	.00	.00	(17,863.00)	(17,863.00)
	Services Totals	($1,334,716.00)	$0.00	$0.00	$0.00	$0.00	($301,766.00)	($301,766.00)
Personnel Services- Salaries & Wages								
001.430.430.40000	Salaries and Wages	873,249.50	927,267.46	493,807.54	969,840.00	969,840.00	981,241.00	11,401.00
	Personnel Services- Salaries & Wages Totals	$873,249.50	$927,267.46	$493,807.54	$969,840.00	$969,840.00	$981,241.00	$11,401.00
Personnel Services- Employee Benefits								
001.430.430.45000	Healthcare Contribution	1,299,880.00	.00	.00	.00	.00	152,487.00	152,487.00
001.430.430.45010	Dental Contribution	34,836.00	.00	.00	.00	.00	3,005.00	3,005.00
001.430.430.45100	FICA/SS Contribution	.00	.00	.00	.00	.00	74,800.00	74,800.00
001.430.430.45200	IMRF Contribution	.00	.00	.00	.00	.00	53,611.00	53,611.00
001.430.430.53010	Workers Compensation	.00	.00	.00	.00	.00	17,863.00	17,863.00
	Personnel Services- Employee Benefits Totals	$1,334,716.00	$0.00	$0.00	$0.00	$0.00	$301,766.00	$301,766.00
Contractual Services								
001.430.430.50160	Legal Services	3,870.00	23,181.10	14,895.00	25,000.00	75,000.00	20,000.00	(55,000.00)
001.430.430.50340	Software Licensing Cost	279.97	1,817.99	4,738.00	5,000.00	200.00	200.00	.00
001.430.430.52140	Repairs and Maint- Copiers	1,555.29	1,061.81	741.78	900.00	900.00	900.00	.00
001.430.430.52240	Repairs and Maint- Office Equip	123.75	.00	.00	150.00	150.00	150.00	.00
001.430.430.53100	Conferences and Meetings	15,667.75	4,676.60	8,452.71	8,500.00	4,500.00	4,500.00	.00
001.430.430.53110	Employee Training	3,740.24	518.10	5,951.88	6,000.00	1,500.00	1,500.00	.00
001.430.430.53120	Employee Mileage Expense	248.57	288.99	416.89	400.00	.00	.00	.00
001.430.430.53130	General Association Dues	.00	185.00	330.00	330.00	.00	.00	.00
001.430.430.55000	Miscellaneous Contractual Exp	318.79	885.64	1,153.29	500.00	350.00	350.00	.00
	Contractual Services Totals	$25,804.36	$32,615.23	$36,679.55	$46,780.00	$82,600.00	$27,600.00	($55,000.00)
Commodities								
001.430.430.60000	Office Supplies	57.90	928.11	.00	100.00	250.00	250.00	.00
001.430.430.60010	Operating Supplies	369.96	722.22	.00	.00	.00	.00	.00
001.430.430.60020	Computer Related Supplies	1,019.80	.00	.00	.00	500.00	.00	(500.00)
001.430.430.60040	Postage	171.63	106.75	12.90	.00	100.00	50.00	(50.00)
001.430.430.60050	Books and Subscriptions	624.84	242.38	.00	.00	200.00	200.00	.00
001.430.430.60070	Computer Hardware- Non Capital	1,200.00	.00	.00	.00	.00	.00	.00
001.430.430.60490	Equipment < $1000	218.00	.00	.00	.00	.00	.00	.00
001.430.430.60520	Incentives	.00	13,400.00	1,800.00	.00	.00	.00	.00

2027 DRAFT GF Submitted Lev Department & Account

Budget Year 2027

G/L Account	Account Description	2024 Actual Amount	2025 Actual Amount	2026 Actual Amount	2026 Estimated Amount	2026 Amended Budget	2027 Submitted Budget	Difference
Fund	**001 - General Fund**							
EXPENSE								
Department	**430 - Court Services**							
Sub-Department	**430 - Court Services Administration**							
Commodities								
001.430.430.63040	Fuel- Vehicles	47.85	.00	.00	50.00	50.00	50.00	.00
001.430.430.65000	Miscellaneous Supplies	2,109.49	.00	.00	.00	.00	.00	.00
	Commodities Totals	$5,819.47	$15,399.46	$1,812.90	$150.00	$1,100.00	$550.00	($550.00)
Sub-Department	**430 - Court Services Administration** Totals	$904,873.33	$975,282.15	$532,299.99	$1,016,770.00	$1,053,540.00	$1,009,391.00	($44,149.00)
Sub-Department	**431 - Adult Court Services**							
Services								
001.430.431.45005	Healthcare Contribution Contra Account	.00	.00	.00	.00	.00	(644,996.00)	(644,996.00)
001.430.431.45015	Dental Insurance Contra Account	.00	.00	.00	.00	.00	(20,603.00)	(20,603.00)
001.430.431.45105	FICA/SS Contribution Contra Account	.00	.00	.00	.00	.00	(238,109.00)	(238,109.00)
001.430.431.45205	IMRF Contribution Contra Account	.00	.00	.00	.00	.00	(171,175.00)	(171,175.00)
001.430.431.53015	Worker's Comp Contra Account	.00	.00	.00	.00	.00	(60,854.00)	(60,854.00)
	Services Totals	$0.00	$0.00	$0.00	$0.00	$0.00	($1,135,737.00)	($1,135,737.00)
Personnel Services- Salaries & Wages								
001.430.431.40000	Salaries and Wages	3,014,756.50	3,021,428.27	1,597,828.51	3,244,757.00	3,244,757.00	3,342,127.00	97,370.00
001.430.431.40200	Overtime Salaries	3,807.44	5,770.60	2,327.33	4,000.00	6,500.00	.00	(6,500.00)
	Personnel Services- Salaries & Wages Totals	$3,018,563.94	$3,027,198.87	$1,600,155.84	$3,248,757.00	$3,251,257.00	$3,342,127.00	$90,870.00
Personnel Services- Employee Benefits								
001.430.431.45000	Healthcare Contribution	.00	.00	.00	.00	.00	644,996.00	644,996.00
001.430.431.45010	Dental Contribution	.00	.00	.00	.00	.00	20,603.00	20,603.00
001.430.431.45100	FICA/SS Contribution	.00	.00	.00	.00	.00	238,109.00	238,109.00
001.430.431.45200	IMRF Contribution	.00	.00	.00	.00	.00	171,175.00	171,175.00
001.430.431.53010	Workers Compensation	.00	.00	.00	.00	.00	60,854.00	60,854.00
	Personnel Services- Employee Benefits Totals	$0.00	$0.00	$0.00	$0.00	$0.00	$1,135,737.00	$1,135,737.00
Contractual Services								
001.430.431.50150	Contractual/Consulting Services	3,051.44	.00	.00	.00	.00	.00	.00
001.430.431.50340	Software Licensing Cost	1,755.00	.00	3,643.95	1,700.00	950.00	950.00	.00
001.430.431.50490	Destruction of Records Services	1,890.00	737.70	720.00	720.00	.00	500.00	500.00
001.430.431.50500	Lab Services	38,460.44	45,731.14	.00	.00	.00	.00	.00
001.430.431.52010	Janitorial Services	10,122.84	13,344.00	6,672.00	9,000.00	7,200.00	13,344.00	6,144.00
001.430.431.52140	Repairs and Maint- Copiers	870.15	212.25	529.18	1,000.00	1,000.00	800.00	(200.00)
001.430.431.52150	Repairs and Maint- Comm Equip	4,020.00	3,536.00	1,680.00	3,360.00	3,360.00	3,360.00	.00
001.430.431.52180	Building Space Rental	34,079.23	34,760.88	20,648.32	35,400.00	17,700.00	37,176.00	19,476.00
001.430.431.52190	Equipment Rental	1,959.01	4,589.58	.00	.00	1,600.00	1,600.00	.00
001.430.431.52230	Repairs and Maint- Vehicles	18,678.04	12,424.44	4,938.45	9,000.00	10,000.00	10,000.00	.00

2027 DRAFT GF Submitted Lev Department & Account

Budget Year 2027

G/L Account	Account Description	2024 Actual Amount	2025 Actual Amount	2026 Actual Amount	2026 Estimated Amount	2026 Amended Budget	2027 Submitted Budget	Difference
Fund **001 - General Fund**								
EXPENSE								
Department **430 - Court Services**								
Sub-Department **431 - Adult Court Services**								
Contractual Services								
001.430.431.52240	Repairs and Maint- Office Equip	123.75	.00	.00	.00	500.00	.00	(500.00)
001.430.431.53040	General Advertising	.00	36.80	.00	.00	.00	.00	.00
001.430.431.53100	Conferences and Meetings	24,424.89	10,683.43	10,678.94	10,000.00	4,000.00	4,000.00	.00
001.430.431.53110	Employee Training	5,344.76	11,226.36	5,664.31	5,000.00	4,000.00	4,000.00	.00
001.430.431.53120	Employee Mileage Expense	1,086.14	502.66	619.88	1,000.00	400.00	400.00	.00
001.430.431.53130	General Association Dues	1,100.00	1,287.50	845.00	845.00	900.00	900.00	.00
001.430.431.55000	Miscellaneous Contractual Exp	4,613.14	6,911.50	5,478.04	6,500.00	6,500.00	6,500.00	.00
	Contractual Services Totals	$151,578.83	$145,984.24	$62,118.07	$83,525.00	$58,110.00	$83,530.00	$25,420.00
Commodities								
001.430.431.60000	Office Supplies	4,715.30	3,023.70	698.91	1,500.00	2,000.00	2,000.00	.00
001.430.431.60010	Operating Supplies	6,319.95	7,406.22	1,057.89	2,000.00	3,500.00	3,500.00	.00
001.430.431.60020	Computer Related Supplies	23,211.19	7,392.12	7,406.18	6,000.00	5,000.00	5,000.00	.00
001.430.431.60050	Books and Subscriptions	354.88	242.41	324.21	325.00	200.00	200.00	.00
001.430.431.60210	Uniform Supplies	2,808.69	28,739.17	890.95	1,500.00	1,500.00	1,500.00	.00
001.430.431.60220	Weapons and Ammunition	.00	95.70	.00	.00	500.00	250.00	(250.00)
001.430.431.60250	Medical Supplies and Drugs	2,114.37	.00	.00	.00	.00	.00	.00
001.430.431.60490	Equipment < $1000	2,447.68	556.00	.00	.00	.00	.00	.00
001.430.431.63040	Fuel- Vehicles	6,218.64	5,866.79	2,788.09	3,500.00	6,000.00	6,000.00	.00
001.430.431.64010	Cellular Phone	8,089.74	7,870.72	3,764.64	8,100.00	8,100.00	8,100.00	.00
001.430.431.65000	Miscellaneous Supplies	485.09	493.98	78.17	150.00	.00	.00	.00
	Commodities Totals	$56,765.53	$61,686.81	$17,009.04	$23,075.00	$26,800.00	$26,550.00	($250.00)
Capital								
001.430.431.70070	Automotive Equipment	59,132.00	.00	.00	.00	.00	.00	.00
	Capital Totals	$59,132.00	$0.00	$0.00	$0.00	$0.00	$0.00	$0.00
Sub-Department **431 - Adult Court Services** Totals		$3,286,040.30	$3,234,869.92	$1,679,282.95	$3,355,357.00	$3,336,167.00	$3,452,207.00	$116,040.00
Sub-Department **432 - Treatment Alternative Court**								
Services								
001.430.432.45005	Healthcare Contribution Contra Account	.00	.00	.00	.00	.00	(20,836.00)	(20,836.00)
001.430.432.45015	Dental Insurance Contra Account	.00	.00	.00	.00	.00	(856.00)	(856.00)
001.430.432.45105	FICA/SS Contribution Contra Account	.00	.00	.00	.00	.00	(8,228.00)	(8,228.00)
001.430.432.45205	IMRF Contribution Contra Account	.00	.00	.00	.00	.00	(5,915.00)	(5,915.00)
001.430.432.53015	Worker's Comp Contra Account	.00	.00	.00	.00	.00	(1,964.00)	(1,964.00)
	Services Totals	$0.00	$0.00	$0.00	$0.00	$0.00	($37,799.00)	($37,799.00)

2027 DRAFT GF Submitted Lev Department & Account

Budget Year 2027

G/L Account	Account Description	2024 Actual Amount	2025 Actual Amount	2026 Actual Amount	2026 Estimated Amount	2026 Amended Budget	2027 Submitted Budget	Difference
Fund	**001 - General Fund**							
EXPENSE								
Department	**430 - Court Services**							
Sub-Department	**432 - Treatment Alternative Court**							
Personnel Services- Salaries & Wages								
001.430.432.40000	Salaries and Wages	97,337.97	96,984.32	54,151.72	98,167.00	98,167.00	107,835.00	9,668.00
001.430.432.40200	Overtime Salaries	131.58	20.03	162.42	200.00	.00	.00	.00
	Personnel Services- Salaries & Wages Totals	$97,469.55	$97,004.35	$54,314.14	$98,367.00	$98,167.00	$107,835.00	$9,668.00
Personnel Services- Employee Benefits								
001.430.432.45000	Healthcare Contribution	.00	.00	.00	.00	.00	20,836.00	20,836.00
001.430.432.45010	Dental Contribution	.00	.00	.00	.00	.00	856.00	856.00
001.430.432.45100	FICA/SS Contribution	.00	.00	.00	.00	.00	8,228.00	8,228.00
001.430.432.45200	IMRF Contribution	.00	.00	.00	.00	.00	5,915.00	5,915.00
001.430.432.53010	Workers Compensation	.00	.00	.00	.00	.00	1,964.00	1,964.00
	Personnel Services- Employee Benefits Totals	$0.00	$0.00	$0.00	$0.00	$0.00	$37,799.00	$37,799.00
Contractual Services								
001.430.432.50200	Psychological/Psychiatric Srvs	55,040.04	47,251.28	22,070.00	50,000.00	55,000.00	50,000.00	(5,000.00)
001.430.432.50340	Software Licensing Cost	.00	49.97	.00	.00	.00	.00	.00
001.430.432.50500	Lab Services	10,622.61	13,115.05	.00	.00	.00	.00	.00
001.430.432.52240	Repairs and Maint- Office Equip	123.75	.00	.00	.00	125.00	125.00	.00
001.430.432.53100	Conferences and Meetings	5,383.76	1,537.71	1,580.85	1,500.00	2,000.00	2,000.00	.00
001.430.432.53110	Employee Training	2,830.00	1,535.38	138.82	1,000.00	3,000.00	2,000.00	(1,000.00)
001.430.432.53120	Employee Mileage Expense	129.71	.00	.00	.00	50.00	.00	(50.00)
	Contractual Services Totals	$74,129.87	$63,489.39	$23,789.67	$52,500.00	$60,175.00	$54,125.00	($6,050.00)
Commodities								
001.430.432.60000	Office Supplies	61.97	246.53	38.99	100.00	200.00	200.00	.00
001.430.432.60010	Operating Supplies	.00	39.98	.00	.00	.00	.00	.00
001.430.432.60050	Books and Subscriptions	324.29	242.41	.00	250.00	250.00	250.00	.00
001.430.432.60250	Medical Supplies and Drugs	.00	653.00	172.36	200.00	.00	.00	.00
001.430.432.60450	Drug Court Graduation Supplies	827.46	330.74	.00	350.00	500.00	500.00	.00
001.430.432.60520	Incentives	5,038.02	9,959.84	2,287.15	3,000.00	5,000.00	5,000.00	.00
001.430.432.60550	Peer Group Activities Supplies	674.89	3,488.52	436.03	600.00	500.00	500.00	.00
001.430.432.65000	Miscellaneous Supplies	133.76	1,030.12	.00	.00	.00	.00	.00
	Commodities Totals	$7,060.39	$15,991.14	$2,934.53	$4,500.00	$6,450.00	$6,450.00	$0.00
Sub-Department	**432 - Treatment Alternative Court** Totals	$178,659.81	$176,484.88	$81,038.34	$155,367.00	$164,792.00	$168,410.00	$3,618.00
Sub-Department	**434 - Juvenile Court Services**							
Services								
001.430.434.45005	Healthcare Contribution Contra Account	.00	.00	.00	.00	.00	(252,230.00)	(252,230.00)

2027 DRAFT GF Submitted Lev Department & Account

Budget Year 2027

G/L Account	Account Description	2024 Actual Amount	2025 Actual Amount	2026 Actual Amount	2026 Estimated Amount	2026 Amended Budget	2027 Submitted Budget	Difference
Fund **001 - General Fund**								
EXPENSE								
Department **430 - Court Services**								
Sub-Department **434 - Juvenile Court Services**								
Services								
001.430.434.45015	Dental Insurance Contra Account	.00	.00	.00	.00	.00	(7,336.00)	(7,336.00)
001.430.434.45105	FICA/SS Contribution Contra Account	.00	.00	.00	.00	.00	(79,256.00)	(79,256.00)
001.430.434.45205	IMRF Contribution Contra Account	.00	.00	.00	.00	.00	(56,976.00)	(56,976.00)
001.430.434.53015	Worker's Comp Contra Account	.00	.00	.00	.00	.00	(18,892.00)	(18,892.00)
	Services Totals	$0.00	$0.00	$0.00	$0.00	$0.00	($414,690.00)	($414,690.00)
Personnel Services- Salaries & Wages								
001.430.434.40000	Salaries and Wages	921,583.10	990,362.79	512,585.60	1,072,259.00	1,072,259.00	1,037,411.00	(34,848.00)
001.430.434.40200	Overtime Salaries	172.44	1,628.21	440.62	1,000.00	1,500.00	.00	(1,500.00)
	Personnel Services- Salaries & Wages Totals	$921,755.54	$991,991.00	$513,026.22	$1,073,259.00	$1,073,759.00	$1,037,411.00	($36,348.00)
Personnel Services- Employee Benefits								
001.430.434.45000	Healthcare Contribution	.00	.00	.00	.00	.00	252,230.00	252,230.00
001.430.434.45010	Dental Contribution	.00	.00	.00	.00	.00	7,336.00	7,336.00
001.430.434.45100	FICA/SS Contribution	.00	.00	.00	.00	.00	79,256.00	79,256.00
001.430.434.45200	IMRF Contribution	.00	.00	.00	.00	.00	56,976.00	56,976.00
001.430.434.53010	Workers Compensation	.00	.00	.00	.00	.00	18,892.00	18,892.00
	Personnel Services- Employee Benefits Totals	$0.00	$0.00	$0.00	$0.00	$0.00	$414,690.00	$414,690.00
Contractual Services								
001.430.434.50150	Contractual/Consulting Services	3,051.46	.00	.00	.00	.00	.00	.00
001.430.434.50340	Software Licensing Cost	.00	.00	1,667.16	1,700.00	.00	.00	.00
001.430.434.50490	Destruction of Records Services	180.00	120.00	.00	.00	.00	.00	.00
001.430.434.50500	Lab Services	19,043.02	26,172.60	.00	.00	.00	.00	.00
001.430.434.52010	Janitorial Services	9,538.96	.00	.00	.00	.00	.00	.00
001.430.434.52110	Repairs and Maint- Buildings	2,697.58	2,463.63	1,483.79	2,406.00	2,406.00	2,544.00	138.00
001.430.434.52140	Repairs and Maint- Copiers	572.76	102.67	68.82	100.00	300.00	200.00	(100.00)
001.430.434.52180	Building Space Rental	34,079.22	34,760.76	20,648.25	35,400.00	17,700.00	37,176.00	19,476.00
001.430.434.52190	Equipment Rental	5,308.27	1,874.04	.00	500.00	5,000.00	2,000.00	(3,000.00)
001.430.434.52230	Repairs and Maint- Vehicles	9,275.12	7,387.87	342.18	2,000.00	4,000.00	5,000.00	1,000.00
001.430.434.52240	Repairs and Maint- Office Equip	123.75	.00	.00	.00	500.00	.00	(500.00)
001.430.434.53100	Conferences and Meetings	2,235.00	2,496.40	1,215.20	1,400.00	1,000.00	1,000.00	.00
001.430.434.53110	Employee Training	392.48	994.61	3,187.39	5,000.00	800.00	800.00	.00
001.430.434.53120	Employee Mileage Expense	221.94	212.05	68.10	200.00	200.00	200.00	.00
001.430.434.53130	General Association Dues	825.00	206.25	119.10	200.00	300.00	300.00	.00
001.430.434.55000	Miscellaneous Contractual Exp	826.12	1,913.47	407.22	500.00	900.00	900.00	.00
	Contractual Services Totals	$88,370.68	$78,704.35	$29,207.21	$49,406.00	$33,106.00	$50,120.00	$17,014.00

2027 DRAFT GF Submitted Lev Department & Account

Budget Year 2027

G/L Account	Account Description	2024 Actual Amount	2025 Actual Amount	2026 Actual Amount	2026 Estimated Amount	2026 Amended Budget	2027 Submitted Budget	Difference
Fund **001 - General Fund**								
EXPENSE								
Department **430 - Court Services**								
Sub-Department **434 - Juvenile Court Services**								
Commodities								
001.430.434.60000	Office Supplies	3,052.84	13,009.98	968.06	1,500.00	2,000.00	2,000.00	.00
001.430.434.60010	Operating Supplies	3,780.98	1,879.82	93.95	500.00	1,200.00	1,200.00	.00
001.430.434.60020	Computer Related Supplies	6,526.01	7,875.86	5,462.11	5,000.00	3,500.00	3,500.00	.00
001.430.434.60050	Books and Subscriptions	156.88	1,504.77	.00	200.00	200.00	200.00	.00
001.430.434.60210	Uniform Supplies	2,637.77	23,073.83	.00	350.00	750.00	750.00	.00
001.430.434.60250	Medical Supplies and Drugs	552.05	195.77	44.78	.00	.00	.00	.00
001.430.434.63040	Fuel- Vehicles	2,115.90	1,431.32	754.77	1,000.00	2,000.00	1,500.00	(500.00)
001.430.434.64010	Cellular Phone	8,089.73	7,870.72	3,764.64	8,100.00	8,100.00	8,100.00	.00
001.430.434.65000	Miscellaneous Supplies	3,096.62	3,124.55	301.50	200.00	.00	.00	.00
	Commodities Totals	$30,008.78	$59,966.62	$11,389.81	$16,850.00	$17,750.00	$17,250.00	($500.00)
Capital								
001.430.434.70070	Automotive Equipment	29,566.00	.00	.00	.00	.00	.00	.00
	Capital Totals	$29,566.00	$0.00	$0.00	$0.00	$0.00	$0.00	$0.00
Sub-Department **434 - Juvenile Court Services** Totals		$1,069,701.00	$1,130,661.97	$553,623.24	$1,139,515.00	$1,124,615.00	$1,104,781.00	($19,834.00)
Sub-Department **435 - Juvenile Custody**								
Contractual Services								
001.430.435.50420	Juvenile Board and Care	217,115.86	40,624.52	414.16	.00	.00	.00	.00
	Contractual Services Totals	$217,115.86	$40,624.52	$414.16	$0.00	$0.00	$0.00	$0.00
Sub-Department **435 - Juvenile Custody** Totals		$217,115.86	$40,624.52	$414.16	$0.00	$0.00	$0.00	$0.00
Sub-Department **436 - Juvenile Justice Center**								
Services								
001.430.436.45005	Healthcare Contribution Contra Account	(676,928.00)	.00	.00	.00	.00	(692,854.00)	(692,854.00)
001.430.436.45015	Dental Insurance Contra Account	(18,472.00)	.00	.00	.00	.00	(17,558.00)	(17,558.00)
001.430.436.45105	FICA/SS Contribution Contra Account	.00	.00	.00	.00	.00	(331,535.00)	(331,535.00)
001.430.436.45205	IMRF Contribution Contra Account	.00	.00	.00	.00	.00	(271,288.00)	(271,288.00)
001.430.436.53015	Worker's Comp Contra Account	.00	.00	.00	.00	.00	(90,591.00)	(90,591.00)
	Services Totals	($695,400.00)	$0.00	$0.00	$0.00	$0.00	($1,403,826.00)	($1,403,826.00)
Personnel Services- Salaries & Wages								
001.430.436.40000	Salaries and Wages	4,444,372.91	4,395,824.15	2,229,070.51	4,674,266.00	4,674,266.00	4,975,626.00	301,360.00
001.430.436.40200	Overtime Salaries	47,574.88	27,334.51	52,654.24	40,000.00	30,001.00	.00	(30,001.00)
	Personnel Services- Salaries & Wages Totals	$4,491,947.79	$4,423,158.66	$2,281,724.75	$4,714,266.00	$4,704,267.00	$4,975,626.00	$271,359.00
Personnel Services- Employee Benefits								
001.430.436.45000	Healthcare Contribution	676,928.00	.00	.00	.00	.00	692,854.00	692,854.00
001.430.436.45010	Dental Contribution	18,472.00	.00	.00	.00	.00	17,558.00	17,558.00
001.430.436.45100	FICA/SS Contribution	.00	.00	.00	.00	.00	331,535.00	331,535.00

2027 DRAFT GF Submitted Lev Department & Account

Budget Year 2027

G/L Account	Account Description	2024 Actual Amount	2025 Actual Amount	2026 Actual Amount	2026 Estimated Amount	2026 Amended Budget	2027 Submitted Budget	Difference
Fund **001 - General Fund**								
EXPENSE								
Department **430 - Court Services**								
Sub-Department **436 - Juvenile Justice Center**								
Personnel Services- Employee Benefits								
001.430.436.45200	IMRF Contribution	.00	.00	.00	.00	.00	271,288.00	271,288.00
001.430.436.53010	Workers Compensation	.00	.00	.00	.00	.00	90,591.00	90,591.00
	Personnel Services- Employee Benefits Totals	$695,400.00	$0.00	$0.00	$0.00	$0.00	$1,403,826.00	$1,403,826.00
Contractual Services								
001.430.436.50150	Contractual/Consulting Services	20,008.33	38,317.00	40,001.08	30,000.00	16,800.00	16,800.00	.00
001.430.436.50160	Legal Services	.00	37,806.07	.00	.00	.00	.00	.00
001.430.436.50200	Psychological/Psychiatric Srvs	47,358.29	53,391.62	20,000.00	40,000.00	60,000.00	60,000.00	.00
001.430.436.50210	Medical/Dental/Hospital Services	421,440.80	465,591.49	239,007.71	500,000.00	525,000.00	530,000.00	5,000.00
001.430.436.50340	Software Licensing Cost	2,373.00	.00	8,531.32	8,600.00	.00	.00	.00
001.430.436.50420	Juvenile Board and Care	46,426.73	6,522.88	2,235.63	10,000.00	22,000.00	22,000.00	.00
001.430.436.50480	Security Services	28,276.88	31,515.00	11,880.00	25,000.00	42,000.00	42,000.00	.00
001.430.436.50500	Lab Services	3,420.89	3,196.10	244.80	1,500.00	2,300.00	2,300.00	.00
001.430.436.52140	Repairs and Maint- Copiers	398.11	94.41	.00	.00	250.00	100.00	(150.00)
001.430.436.52150	Repairs and Maint- Comm Equip	361,984.87	86,005.83	21,355.21	33,000.00	33,000.00	33,000.00	.00
001.430.436.52160	Repairs and Maint- Equipment	12,005.11	14,683.57	2,552.40	5,250.00	7,000.00	7,000.00	.00
001.430.436.52230	Repairs and Maint- Vehicles	1,098.73	779.58	1,298.49	2,200.00	2,000.00	2,000.00	.00
001.430.436.52240	Repairs and Maint- Office Equip	123.75	242.70	123.48	200.00	500.00	200.00	(300.00)
001.430.436.53040	General Advertising	.00	50.60	.00	.00	.00	.00	.00
001.430.436.53050	Employment Advertising	.00	.00	.00	.00	500.00	.00	(500.00)
001.430.436.53100	Conferences and Meetings	5,966.36	9,542.25	6,328.20	7,000.00	5,000.00	5,000.00	.00
001.430.436.53110	Employee Training	6,539.32	7,350.14	5,775.54	9,000.00	4,000.00	6,000.00	2,000.00
001.430.436.53120	Employee Mileage Expense	503.84	379.40	172.04	.00	500.00	400.00	(100.00)
001.430.436.53130	General Association Dues	190.00	618.75	715.00	715.00	500.00	500.00	.00
001.430.436.53170	Employee Medical Expense	.00	66.00	.00	.00	.00	.00	.00
001.430.436.55000	Miscellaneous Contractual Exp	15,601.44	5,817.78	2,725.68	5,000.00	5,000.00	5,000.00	.00
	Contractual Services Totals	$973,716.45	$761,971.17	$362,946.58	$677,465.00	$726,350.00	$732,300.00	$5,950.00
Commodities								
001.430.436.60000	Office Supplies	6,519.17	5,229.77	740.91	1,000.00	3,000.00	3,000.00	.00
001.430.436.60010	Operating Supplies	41,711.25	54,599.75	7,037.47	17,000.00	35,000.00	35,000.00	.00
001.430.436.60020	Computer Related Supplies	14,896.25	7,924.48	2,199.73	6,000.00	7,500.00	7,500.00	.00
001.430.436.60040	Postage	.00	189.97	.00	.00	.00	.00	.00
001.430.436.60050	Books and Subscriptions	156.88	242.41	1,296.84	1,300.00	.00	200.00	200.00
001.430.436.60055	Office Equipment - Non Capital	.00	.00	.00	.00	5,000.00	5,000.00	.00
001.430.436.60100	Utilities- Water	14,352.67	1,719.37	.00	.00	13,000.00	.00	(13,000.00)
001.430.436.60210	Uniform Supplies	5,950.39	7,428.75	486.62	1,500.00	6,000.00	6,000.00	.00

2027 DRAFT GF Submitted Lev Department & Account

Budget Year 2027

G/L Account	Account Description	2024 Actual Amount	2025 Actual Amount	2026 Actual Amount	2026 Estimated Amount	2026 Amended Budget	2027 Submitted Budget	Difference
Fund	**001 - General Fund**							
EXPENSE								
Department	**430 - Court Services**							
Sub-Department	**436 - Juvenile Justice Center**							
Commodities								
001.430.436.60230	Food	185,110.26	138,371.24	53,647.84	80,000.00	60,000.00	60,000.00	.00
001.430.436.60235	National School Lunch Program	.00	26,342.40	.00	.00	.00	.00	.00
001.430.436.60240	Clothing Supplies	1,918.35	9,562.43	973.20	800.00	2,000.00	2,000.00	.00
001.430.436.60250	Medical Supplies and Drugs	60,705.57	7,380.03	3,795.15	7,500.00	15,000.00	15,000.00	.00
001.430.436.60270	Occupational Therapy Supplies	148.90	.00	.00	.00	.00	.00	.00
001.430.436.60460	Subscription Databases	1,107.68	1,145.68	609.98	500.00	1,000.00	1,000.00	.00
001.430.436.60520	Incentives	2,533.59	600.58	647.17	2,000.00	2,500.00	2,000.00	(500.00)
001.430.436.63040	Fuel- Vehicles	1,674.69	1,049.26	397.12	600.00	1,200.00	1,000.00	(200.00)
001.430.436.65000	Miscellaneous Supplies	2,114.05	.00	.00	.00	.00	.00	.00
	Commodities Totals	$338,899.70	$261,786.12	$71,832.03	$118,200.00	$151,200.00	$137,700.00	($13,500.00)
Capital								
001.430.436.70080	Office Furniture	5,750.01	.00	.00	.00	.00	.00	.00
	Capital Totals	$5,750.01	$0.00	$0.00	$0.00	$0.00	$0.00	$0.00
Sub-Department	**436 - Juvenile Justice Center** Totals	$5,810,313.95	$5,446,915.95	$2,716,503.36	$5,509,931.00	$5,581,817.00	$5,845,626.00	$263,809.00
Sub-Department	**437 - KIDS Education Program**							
Services								
001.430.437.53015	Worker's Comp Contra Account	.00	.00	.00	.00	.00	(474.00)	(474.00)
	Services Totals	$0.00	$0.00	$0.00	$0.00	$0.00	($474.00)	($474.00)
Personnel Services- Salaries & Wages								
001.430.437.40000	Salaries and Wages	.00	.00	.00	.00	.00	26,000.00	26,000.00
001.430.437.40315	Kids First Stipend	18,500.00	18,500.00	9,500.00	15,000.00	18,001.00	.00	(18,001.00)
	Personnel Services- Salaries & Wages Totals	$18,500.00	$18,500.00	$9,500.00	$15,000.00	$18,001.00	$26,000.00	$7,999.00
Personnel Services- Employee Benefits								
001.430.437.53010	Workers Compensation	.00	.00	.00	.00	.00	474.00	474.00
	Personnel Services- Employee Benefits Totals	$0.00	$0.00	$0.00	$0.00	$0.00	$474.00	$474.00
Contractual Services								
001.430.437.50150	Contractual/Consulting Services	3,000.00	3,000.00	1,500.00	2,000.00	3,000.00	3,000.00	.00
	Contractual Services Totals	$3,000.00	$3,000.00	$1,500.00	$2,000.00	$3,000.00	$3,000.00	$0.00
Commodities								
001.430.437.60000	Office Supplies	1,381.97	510.48	253.13	500.00	1,300.00	1,000.00	(300.00)
001.430.437.60010	Operating Supplies	.00	.00	.00	.00	200.00	.00	(200.00)
001.430.437.60020	Computer Related Supplies	1,975.05	1,738.25	236.23	500.00	750.00	750.00	.00
001.430.437.60050	Books and Subscriptions	65.92	34.47	37.98	100.00	150.00	100.00	(50.00)

2027 DRAFT GF Submitted Lev Department & Account

Budget Year 2027

G/L Account	Account Description	2024 Actual Amount	2025 Actual Amount	2026 Actual Amount	2026 Estimated Amount	2026 Amended Budget	2027 Submitted Budget	Difference
Fund	**001 - General Fund**							
EXPENSE								
Department	**430 - Court Services**							
Sub-Department	**437 - KIDS Education Program**							
Commodities								
001.430.437.65000	Miscellaneous Supplies	.00	123.49	.00	.00	.00	.00	.00
	Commodities Totals	$3,422.94	$2,406.69	$527.34	$1,100.00	$2,400.00	$1,850.00	($550.00)
Sub-Department	**437 - KIDS Education Program** Totals	$24,922.94	$23,906.69	$11,527.34	$18,100.00	$23,401.00	$30,850.00	$7,449.00
Sub-Department	**438 - Diagnostic Center**							
Services								
001.430.438.45005	Healthcare Contribution Contra Account	(150,656.00)	.00	.00	.00	.00	(228,195.00)	(228,195.00)
001.430.438.45015	Dental Insurance Contra Account	(4,185.00)	.00	.00	.00	.00	(5,108.00)	(5,108.00)
001.430.438.45105	FICA/SS Contribution Contra Account	.00	.00	.00	.00	.00	(81,893.00)	(81,893.00)
001.430.438.45205	IMRF Contribution Contra Account	.00	.00	.00	.00	.00	(58,876.00)	(58,876.00)
001.430.438.53015	Worker's Comp Contra Account	.00	.00	.00	.00	.00	(22,573.00)	(22,573.00)
	Services Totals	($154,841.00)	$0.00	$0.00	$0.00	$0.00	($396,645.00)	($396,645.00)
Personnel Services- Salaries & Wages								
001.430.438.40000	Salaries and Wages	1,002,827.65	974,865.49	538,881.45	1,136,349.00	1,136,349.00	1,239,872.00	103,523.00
	Personnel Services- Salaries & Wages Totals	$1,002,827.65	$974,865.49	$538,881.45	$1,136,349.00	$1,136,349.00	$1,239,872.00	$103,523.00
Personnel Services- Employee Benefits								
001.430.438.45000	Healthcare Contribution	150,656.00	.00	.00	.00	.00	228,195.00	228,195.00
001.430.438.45010	Dental Contribution	4,185.00	.00	.00	.00	.00	5,108.00	5,108.00
001.430.438.45100	FICA/SS Contribution	.00	.00	.00	.00	.00	81,893.00	81,893.00
001.430.438.45200	IMRF Contribution	.00	.00	.00	.00	.00	58,876.00	58,876.00
001.430.438.53010	Workers Compensation	.00	.00	.00	.00	.00	22,573.00	22,573.00
	Personnel Services- Employee Benefits Totals	$154,841.00	$0.00	$0.00	$0.00	$0.00	$396,645.00	$396,645.00
Contractual Services								
001.430.438.50150	Contractual/Consulting Services	.00	3,179.10	2,791.06	4,000.00	.00	4,800.00	4,800.00
001.430.438.50340	Software Licensing Cost	.00	.00	198.00	200.00	.00	200.00	200.00
001.430.438.50490	Destruction of Records Services	248.00	591.12	.00	250.00	250.00	250.00	.00
001.430.438.52140	Repairs and Maint- Copiers	431.63	625.82	256.92	500.00	500.00	500.00	.00
001.430.438.52190	Equipment Rental	1,274.46	1,219.14	.00	.00	2,000.00	1,500.00	(500.00)
001.430.438.52240	Repairs and Maint- Office Equip	123.75	.00	.00	125.00	125.00	125.00	.00
001.430.438.53000	Liability Insurance	751.00	1,176.39	751.00	3,000.00	3,000.00	2,500.00	(500.00)
001.430.438.53040	General Advertising	66.00	1,804.89	.00	.00	1,000.00	1,000.00	.00
001.430.438.53060	General Printing	.00	.00	.00	.00	50.00	.00	(50.00)
001.430.438.53100	Conferences and Meetings	19,760.75	9,467.11	6,729.87	7,500.00	8,500.00	8,500.00	.00

2027 DRAFT GF Submitted Lev Department & Account

Budget Year 2027

G/L Account	Account Description	2024 Actual Amount	2025 Actual Amount	2026 Actual Amount	2026 Estimated Amount	2026 Amended Budget	2027 Submitted Budget	Difference
Fund **001 - General Fund**								
EXPENSE								
Department **430 - Court Services**								
Sub-Department **438 - Diagnostic Center**								
Contractual Services								
001.430.438.53110	Employee Training	10,475.61	7,617.01	.00	2,000.00	10,000.00	10,000.00	.00
001.430.438.53120	Employee Mileage Expense	520.59	231.70	172.70	300.00	300.00	250.00	(50.00)
001.430.438.53130	General Association Dues	5,240.78	6,404.64	6,542.50	7,000.00	3,500.00	7,000.00	3,500.00
001.430.438.55000	Miscellaneous Contractual Exp	995.64	1,071.04	589.49	700.00	100.00	100.00	.00
	Contractual Services Totals	$39,888.21	$33,387.96	$18,031.54	$25,575.00	$29,325.00	$36,725.00	$7,400.00
Commodities								
001.430.438.60000	Office Supplies	1,432.90	1,139.23	323.60	500.00	1,000.00	1,000.00	.00
001.430.438.60010	Operating Supplies	118.91	.00	.00	.00	.00	.00	.00
001.430.438.60020	Computer Related Supplies	16.99	1,055.00	216.00	500.00	1,000.00	1,000.00	.00
001.430.438.60050	Books and Subscriptions	2,613.41	2,707.81	1,499.42	2,000.00	2,000.00	2,000.00	.00
001.430.438.60250	Medical Supplies and Drugs	48.78	.00	.00	.00	50.00	50.00	.00
001.430.438.60540	Testing Materials	7,042.37	8,375.47	4,983.20	5,000.00	8,000.00	8,000.00	.00
001.430.438.64010	Cellular Phone	2,528.27	899.31	1,176.45	2,600.00	2,600.00	2,600.00	.00
001.430.438.65000	Miscellaneous Supplies	1,826.98	929.43	1,505.09	700.00	350.00	350.00	.00
	Commodities Totals	$15,628.61	$15,106.25	$9,703.76	$11,300.00	$15,000.00	$15,000.00	$0.00
Sub-Department **438 - Diagnostic Center** Totals		$1,058,344.47	$1,023,359.70	$566,616.75	$1,173,224.00	$1,180,674.00	$1,291,597.00	$110,923.00
Sub-Department **440 - Veteran's Court**								
Services								
001.430.440.45005	Healthcare Contribution Contra Account	.00	.00	.00	.00	.00	(22,459.00)	(22,459.00)
001.430.440.45015	Dental Insurance Contra Account	.00	.00	.00	.00	.00	(718.00)	(718.00)
001.430.440.45105	FICA/SS Contribution Contra Account	.00	.00	.00	.00	.00	(5,246.00)	(5,246.00)
001.430.440.45205	IMRF Contribution Contra Account	.00	.00	.00	.00	.00	(3,771.00)	(3,771.00)
001.430.440.53015	Worker's Comp Contra Account	.00	.00	.00	.00	.00	(1,253.00)	(1,253.00)
	Services Totals	$0.00	$0.00	$0.00	$0.00	$0.00	($33,447.00)	($33,447.00)
Personnel Services- Salaries & Wages								
001.430.440.40000	Salaries and Wages	75,134.31	65,272.89	34,560.00	76,767.00	76,767.00	68,821.00	(7,946.00)
	Personnel Services- Salaries & Wages Totals	$75,134.31	$65,272.89	$34,560.00	$76,767.00	$76,767.00	$68,821.00	($7,946.00)
Personnel Services- Employee Benefits								
001.430.440.45000	Healthcare Contribution	.00	.00	.00	.00	.00	22,459.00	22,459.00
001.430.440.45010	Dental Contribution	.00	.00	.00	.00	.00	718.00	718.00
001.430.440.45100	FICA/SS Contribution	.00	.00	.00	.00	.00	5,246.00	5,246.00
001.430.440.45200	IMRF Contribution	.00	.00	.00	.00	.00	3,771.00	3,771.00
001.430.440.53010	Workers Compensation	.00	.00	.00	.00	.00	1,253.00	1,253.00
	Personnel Services- Employee Benefits Totals	$0.00	$0.00	$0.00	$0.00	$0.00	$33,447.00	$33,447.00

2027 DRAFT GF Submitted Lev Department & Account

Budget Year 2027

G/L Account	Account Description	2024 Actual Amount	2025 Actual Amount	2026 Actual Amount	2026 Estimated Amount	2026 Amended Budget	2027 Submitted Budget	Difference
Fund **001 - General Fund**								
EXPENSE								
Department **430 - Court Services**								
Sub-Department **440 - Veteran's Court**								
Contractual Services								
001.430.440.50150	Contractual/Consulting Services	24,000.00	1,275.00	.00	.00	.00	.00	.00
001.430.440.50200	Psychological/Psychiatric Srvs	39,924.00	7,126.00	3,500.00	3,000.00	3,600.00	6,000.00	2,400.00
001.430.440.50340	Software Licensing Cost	.00	49.97	149.90	150.00	.00	.00	.00
001.430.440.50500	Lab Services	22,505.40	11,109.74	63.90	100.00	.00	.00	.00
001.430.440.52240	Repairs and Maint- Office Equip	123.75	.00	.00	.00	.00	.00	.00
001.430.440.53100	Conferences and Meetings	19,018.13	2,045.77	.00	.00	750.00	750.00	.00
001.430.440.53110	Employee Training	1,507.53	.00	2,041.39	3,000.00	.00	.00	.00
001.430.440.53130	General Association Dues	.00	.00	55.00	100.00	.00	.00	.00
	Contractual Services Totals	$107,078.81	$21,606.48	$5,810.19	$6,350.00	$4,350.00	$6,750.00	$2,400.00
Commodities								
001.430.440.60000	Office Supplies	718.98	.00	38.98	.00	.00	.00	.00
001.430.440.60010	Operating Supplies	455.17	63.95	.00	.00	.00	.00	.00
001.430.440.60050	Books and Subscriptions	1,351.29	242.41	.00	.00	.00	.00	.00
001.430.440.60520	Incentives	4,556.88	6,583.55	.00	.00	.00	.00	.00
001.430.440.60550	Peer Group Activities Supplies	76.72	263.20	111.92	300.00	500.00	250.00	(250.00)
001.430.440.65000	Miscellaneous Supplies	.00	1,160.00	.00	.00	.00	.00	.00
	Commodities Totals	$7,159.04	$8,313.11	$150.90	$300.00	$500.00	$250.00	($250.00)
Sub-Department **440 - Veteran's Court** Totals		$189,372.16	$95,192.48	$40,521.09	$83,417.00	$81,617.00	$75,821.00	($5,796.00)
Sub-Department **441 - Drug Court**								
Services								
001.430.441.45005	Healthcare Contribution Contra Account	(73,781.00)	.00	.00	.00	.00	(108,005.00)	(108,005.00)
001.430.441.45015	Dental Insurance Contra Account	(1,843.00)	.00	.00	.00	.00	(2,650.00)	(2,650.00)
001.430.441.45105	FICA/SS Contribution Contra Account	.00	.00	.00	.00	.00	(35,988.00)	(35,988.00)
001.430.441.45205	IMRF Contribution Contra Account	.00	.00	.00	.00	.00	(25,789.00)	(25,789.00)
001.430.441.53015	Worker's Comp Contra Account	.00	.00	.00	.00	.00	(8,646.00)	(8,646.00)
	Services Totals	($75,624.00)	$0.00	$0.00	$0.00	$0.00	($181,078.00)	($181,078.00)
Personnel Services- Salaries & Wages								
001.430.441.40000	Salaries and Wages	450,686.25	450,225.42	230,632.57	491,514.00	491,514.00	474,845.00	(16,669.00)
001.430.441.40200	Overtime Salaries	1,091.70	3,925.40	3,792.47	4,000.00	4,001.00	.00	(4,001.00)
	Personnel Services- Salaries & Wages Totals	$451,777.95	$454,150.82	$234,425.04	$495,514.00	$495,515.00	$474,845.00	($20,670.00)
Personnel Services- Employee Benefits								
001.430.441.45000	Healthcare Contribution	73,781.00	.00	.00	.00	.00	108,005.00	108,005.00
001.430.441.45010	Dental Contribution	1,843.00	.00	.00	.00	.00	2,650.00	2,650.00
001.430.441.45100	FICA/SS Contribution	.00	.00	.00	.00	.00	35,988.00	35,988.00
001.430.441.45200	IMRF Contribution	.00	.00	.00	.00	.00	25,789.00	25,789.00

2027 DRAFT GF Submitted Lev Department & Account

Budget Year 2027

G/L Account	Account Description	2024 Actual Amount	2025 Actual Amount	2026 Actual Amount	2026 Estimated Amount	2026 Amended Budget	2027 Submitted Budget	Difference
Fund	**001 - General Fund**							
EXPENSE								
Department	**430 - Court Services**							
Sub-Department	**441 - Drug Court**							
Personnel Services- Employee Benefits								
001.430.441.53010	Workers Compensation	.00	.00	.00	.00	.00	8,646.00	8,646.00
	Personnel Services- Employee Benefits Totals	$75,624.00	$0.00	$0.00	$0.00	$0.00	$181,078.00	$181,078.00
Contractual Services								
001.430.441.50500	Lab Services	2,466.02	.00	.00	.00	.00	.00	.00
	Contractual Services Totals	$2,466.02	$0.00	$0.00	$0.00	$0.00	$0.00	$0.00
	Sub-Department **441 - Drug Court** Totals	$454,243.97	$454,150.82	$234,425.04	$495,514.00	$495,515.00	$474,845.00	($20,670.00)
Sub-Department	**442 - Pre-Trial**							
Services								
001.430.442.45005	Healthcare Contribution Contra Account	.00	.00	.00	.00	.00	(181,418.00)	(181,418.00)
001.430.442.45015	Dental Insurance Contra Account	.00	.00	.00	.00	.00	(4,638.00)	(4,638.00)
001.430.442.45105	FICA/SS Contribution Contra Account	.00	.00	.00	.00	.00	(57,202.00)	(57,202.00)
001.430.442.45205	IMRF Contribution Contra Account	.00	.00	.00	.00	.00	(41,123.00)	(41,123.00)
001.430.442.53015	Worker's Comp Contra Account	.00	.00	.00	.00	.00	(16,734.00)	(16,734.00)
	Services Totals	$0.00	$0.00	$0.00	$0.00	$0.00	($301,115.00)	($301,115.00)
Personnel Services- Salaries & Wages								
001.430.442.40000	Salaries and Wages	744,527.38	746,659.26	386,821.58	.00	806,257.00	919,084.00	112,827.00
001.430.442.40200	Overtime Salaries	1,692.83	6,259.98	1,028.42	3,000.00	5,001.00	.00	(5,001.00)
	Personnel Services- Salaries & Wages Totals	$746,220.21	$752,919.24	$387,850.00	$3,000.00	$811,258.00	$919,084.00	$107,826.00
Personnel Services- Employee Benefits								
001.430.442.45000	Healthcare Contribution	.00	.00	.00	.00	.00	181,418.00	181,418.00
001.430.442.45010	Dental Contribution	.00	.00	.00	.00	.00	4,638.00	4,638.00
001.430.442.45100	FICA/SS Contribution	.00	.00	.00	.00	.00	57,202.00	57,202.00
001.430.442.45200	IMRF Contribution	.00	.00	.00	.00	.00	41,123.00	41,123.00
001.430.442.53010	Workers Compensation	.00	.00	.00	.00	.00	16,734.00	16,734.00
	Personnel Services- Employee Benefits Totals	$0.00	$0.00	$0.00	$0.00	$0.00	$301,115.00	$301,115.00
	Sub-Department **442 - Pre-Trial** Totals	$746,220.21	$752,919.24	$387,850.00	$3,000.00	$811,258.00	$919,084.00	$107,826.00
Sub-Department	**444 - National School Lunch Program**							
Commodities								
001.430.444.60235	National School Lunch Program	.00	.00	24,494.42	60,000.00	80,000.00	80,000.00	.00
	Commodities Totals	$0.00	$0.00	$24,494.42	$60,000.00	$80,000.00	$80,000.00	$0.00
	Sub-Department **444 - National School Lunch Program** Totals	$0.00	$0.00	$24,494.42	$60,000.00	$80,000.00	$80,000.00	$0.00
	Department **430 - Court Services** Totals	$13,939,808.00	$13,354,368.32	$6,828,596.68	$13,010,195.00	$13,933,396.00	$14,452,612.00	$519,216.00

2027 DRAFT GF Submitted Lev Department & Account

Budget Year 2027

G/L Account	Account Description	2024 Actual Amount	2025 Actual Amount	2026 Actual Amount	2026 Estimated Amount	2026 Amended Budget	2027 Submitted Budget	Difference
Fund **001 - General Fund**								
EXPENSE								
Department **490 - Coroner**								
Sub-Department **490 - Coroner**								
Services								
001.490.490.45005	Healthcare Contribution Contra Account	(201,990.00)	.00	.00	.00	.00	(107,412.00)	(107,412.00)
001.490.490.45015	Dental Insurance Contra Account	(4,574.00)	.00	.00	.00	.00	(4,423.00)	(4,423.00)
001.490.490.45105	FICA/SS Contribution Contra Account	.00	.00	.00	.00	.00	(84,784.00)	(84,784.00)
001.490.490.45205	IMRF Contribution Contra Account	.00	.00	.00	.00	.00	(57,550.00)	(57,550.00)
001.490.490.53015	Worker's Comp Contra Account	.00	.00	.00	.00	.00	(20,865.00)	(20,865.00)
	Services Totals	($206,564.00)	$0.00	$0.00	$0.00	$0.00	($275,034.00)	($275,034.00)
Personnel Services- Salaries & Wages								
001.490.490.40000	Salaries and Wages	791,788.81	821,089.24	430,503.95	1,071,148.00	1,071,148.00	1,012,521.00	(58,627.00)
001.490.490.40200	Overtime Salaries	119,983.36	129,800.84	94,911.13	170,624.00	163,000.00	133,000.00	(30,000.00)
	Personnel Services- Salaries & Wages Totals	$911,772.17	$950,890.08	$525,415.08	$1,241,772.00	$1,234,148.00	$1,145,521.00	($88,627.00)
Personnel Services- Employee Benefits								
001.490.490.45000	Healthcare Contribution	201,990.00	.00	.00	.00	.00	107,412.00	107,412.00
001.490.490.45010	Dental Contribution	4,574.00	.00	.00	.00	.00	4,423.00	4,423.00
001.490.490.45100	FICA/SS Contribution	.00	.00	.00	.00	.00	84,784.00	84,784.00
001.490.490.45200	IMRF Contribution	.00	.00	.00	.00	.00	57,550.00	57,550.00
001.490.490.53010	Workers Compensation	.00	.00	.00	.00	.00	20,865.00	20,865.00
	Personnel Services- Employee Benefits Totals	$206,564.00	$0.00	$0.00	$0.00	$0.00	$275,034.00	$275,034.00
Contractual Services								
001.490.490.50150	Contractual/Consulting Services	(30,000.00)	.00	.00	.00	.00	.00	.00
001.490.490.50430	Autopsies/Consulting	460,650.00	463,450.00	235,634.00	487,500.00	335,500.00	315,500.00	(20,000.00)
001.490.490.50440	Forensic Expense	1,434.00	4,875.80	.00	5,000.00	5,000.00	500.00	(4,500.00)
001.490.490.50450	Toxicology Expense	134,896.35	168,089.85	59,979.55	.00	122,000.00	122,000.00	.00
001.490.490.52230	Repairs and Maint- Vehicles	5,591.74	7,284.17	3,533.09	7,500.00	7,500.00	7,500.00	.00
001.490.490.53100	Conferences and Meetings	3,354.61	2,795.00	5,812.85	3,000.00	3,000.00	3,000.00	.00
001.490.490.53130	General Association Dues	2,615.12	2,300.00	100.00	3,200.00	3,200.00	1,200.00	(2,000.00)
001.490.490.55000	Miscellaneous Contractual Exp	10,852.48	11,420.08	15,213.73	10,500.00	10,500.00	10,500.00	.00
	Contractual Services Totals	$589,394.30	$660,214.90	$320,273.22	$516,700.00	$486,700.00	$460,200.00	($26,500.00)
Commodities								
001.490.490.60010	Operating Supplies	.00	286.50	6,520.40	500.00	.00	35,000.00	35,000.00
001.490.490.60050	Books and Subscriptions	629.28	466.66	380.00	500.00	500.00	180.00	(320.00)
001.490.490.63040	Fuel- Vehicles	9,487.99	9,662.51	3,093.08	15,000.00	15,000.00	10,000.00	(5,000.00)
	Commodities Totals	$10,117.27	$10,415.67	$9,993.48	$16,000.00	$15,500.00	$45,180.00	$29,680.00
	Sub-Department **490 - Coroner** Totals	$1,511,283.74	$1,621,520.65	$855,681.78	$1,774,472.00	$1,736,348.00	$1,650,901.00	($85,447.00)
	Department **490 - Coroner** Totals	$1,511,283.74	$1,621,520.65	$855,681.78	$1,774,472.00	$1,736,348.00	$1,650,901.00	($85,447.00)

2027 DRAFT GF Submitted Lev Department & Account

Budget Year 2027

G/L Account	Account Description	2024 Actual Amount	2025 Actual Amount	2026 Actual Amount	2026 Estimated Amount	2026 Amended Budget	2027 Submitted Budget	Difference
Fund	**001 - General Fund**							
EXPENSE								
Department	**510 - Emergency Management Services**							
Sub-Department	**510 - Emergency Management Services**							
Services								
001.510.510.45005	Healthcare Contribution Contra Account	(30,115.00)	.00	.00	.00	(55,530.00)	(40,563.00)	14,967.00
001.510.510.45015	Dental Insurance Contra Account	(699.00)	.00	.00	.00	(552.00)	(276.00)	276.00
001.510.510.45105	FICA/SS Contribution Contra Account	.00	.00	.00	.00	(37,908.00)	(39,865.00)	(1,957.00)
001.510.510.45205	IMRF Contribution Contra Account	.00	.00	.00	.00	(32,406.00)	(28,450.00)	3,956.00
001.510.510.53015	Worker's Comp Contra Account	.00	.00	.00	.00	(8,573.00)	(9,487.00)	(914.00)
	Services Totals	($30,814.00)	$0.00	$0.00	$0.00	($134,969.00)	($118,641.00)	$16,328.00
Personnel Services- Salaries & Wages								
001.510.510.40000	Salaries and Wages	408,789.89	485,913.72	262,677.73	510,316.00	510,316.00	521,033.00	10,717.00
	Personnel Services- Salaries & Wages Totals	$408,789.89	$485,913.72	$262,677.73	$510,316.00	$510,316.00	$521,033.00	$10,717.00
Personnel Services- Employee Benefits								
001.510.510.45000	Healthcare Contribution	30,115.00	.00	.00	.00	55,530.00	40,563.00	(14,967.00)
001.510.510.45010	Dental Contribution	699.00	.00	.00	.00	552.00	276.00	(276.00)
001.510.510.45100	FICA/SS Contribution	.00	.00	.00	.00	37,908.00	39,865.00	1,957.00
001.510.510.45200	IMRF Contribution	.00	.00	.00	.00	32,406.00	28,450.00	(3,956.00)
001.510.510.53010	Workers Compensation	.00	.00	.00	.00	8,573.00	9,487.00	914.00
	Personnel Services- Employee Benefits Totals	$30,814.00	$0.00	$0.00	$0.00	$134,969.00	$118,641.00	($16,328.00)
Contractual Services								
001.510.510.50150	Contractual/Consulting Services	61,472.14	.00	.00	.00	.00	.00	.00
001.510.510.50340	Software Licensing Cost	.00	.00	1,829.23	12,340.00	12,340.00	13,800.00	1,460.00
001.510.510.52150	Repairs and Maint- Comm Equip	7,945.54	16,841.39	107.26	1,420.00	1,420.00	1,220.00	(200.00)
001.510.510.52160	Repairs and Maint- Equipment	3,063.12	2,294.20	.00	3,100.00	3,100.00	3,100.00	.00
001.510.510.52230	Repairs and Maint- Vehicles	26,359.08	24,304.20	2,568.96	11,500.00	11,500.00	11,500.00	.00
001.510.510.53100	Conferences and Meetings	489.37	447.00	290.09	500.00	500.00	700.00	200.00
001.510.510.53110	Employee Training	3,971.49	5,613.94	1,754.00	2,800.00	2,800.00	3,400.00	600.00
001.510.510.53130	General Association Dues	349.00	768.00	393.00	645.00	645.00	845.00	200.00
001.510.510.55000	Miscellaneous Contractual Exp	15,095.13	21,240.95	720.00	4,600.00	4,600.00	4,600.00	.00
	Contractual Services Totals	$118,744.87	$71,509.68	$7,662.54	$36,905.00	$36,905.00	$39,165.00	$2,260.00
Commodities								
001.510.510.60000	Office Supplies	9,931.25	9,776.91	355.93	2,600.00	2,600.00	2,650.00	50.00
001.510.510.60010	Operating Supplies	37,115.48	36,224.21	1,419.80	4,825.00	4,825.00	4,000.00	(825.00)
001.510.510.60020	Computer Related Supplies	9,127.25	3,333.05	16.73	1,000.00	1,000.00	800.00	(200.00)
001.510.510.60080	Employee Recognition Supplies	.00	.00	.00	1,000.00	1,000.00	1,040.00	40.00
001.510.510.60210	Uniform Supplies	12,009.57	8,969.19	.00	1,500.00	1,500.00	5,750.00	4,250.00
001.510.510.60230	Food	.00	.00	88.65	600.00	600.00	800.00	200.00
001.510.510.60250	Medical Supplies and Drugs	.00	.00	130.00	1,900.00	1,900.00	1,900.00	.00
001.510.510.60590	Communication Equip - Non-Capital	1,131.98	4,043.40	79.69	2,000.00	2,000.00	1,200.00	(800.00)

2027 DRAFT GF Submitted Lev Department & Account

Budget Year 2027

G/L Account	Account Description	2024 Actual Amount	2025 Actual Amount	2026 Actual Amount	2026 Estimated Amount	2026 Amended Budget	2027 Submitted Budget	Difference
Fund **001 - General Fund**								
EXPENSE								
Department **510 - Emergency Management Services**								
Sub-Department **510 - Emergency Management Services**								
Commodities								
001.510.510.63040	Fuel- Vehicles	11,063.38	12,581.61	6,635.61	18,000.00	18,000.00	18,000.00	.00
001.510.510.64000	Telephone	.00	.00	.00	1,800.00	1,800.00	2,000.00	200.00
	Commodities Totals	$80,378.91	$74,928.37	$8,726.41	$35,225.00	$35,225.00	$38,140.00	$2,915.00
Sub-Department **510 - Emergency Management Services** Totals		$607,913.67	$632,351.77	$279,066.68	$582,446.00	$582,446.00	$598,338.00	$15,892.00
Department **510 - Emergency Management Services** Totals		$607,913.67	$632,351.77	$279,066.68	$582,446.00	$582,446.00	$598,338.00	$15,892.00
Department **670 - Environmental Management**								
Sub-Department **692 - Water Resources & Subdivisions**								
Services								
001.670.692.45005	Healthcare Contribution Contra Account	(115,247.00)	.00	.00	.00	(130,788.00)	(127,804.00)	2,984.00
001.670.692.45015	Dental Insurance Contra Account	(2,886.00)	.00	.00	.00	(2,738.00)	(2,673.00)	65.00
001.670.692.45105	FICA/SS Contribution Contra Account	.00	.00	.00	.00	(48,420.00)	(50,300.00)	(1,880.00)
001.670.692.45205	IMRF Contribution Contra Account	.00	.00	.00	.00	(35,300.00)	(36,164.00)	(864.00)
001.670.692.53015	Worker's Comp Contra Account	.00	.00	.00	.00	(10,952.00)	(11,968.00)	(1,016.00)
	Services Totals	($118,133.00)	$0.00	$0.00	$0.00	($228,198.00)	($228,909.00)	($711.00)
Personnel Services- Salaries & Wages								
001.670.692.40000	Salaries and Wages	624,119.11	678,795.16	336,768.32	.00	652,664.00	657,447.00	4,783.00
	Personnel Services- Salaries & Wages Totals	$624,119.11	$678,795.16	$336,768.32	$0.00	$652,664.00	$657,447.00	$4,783.00
Personnel Services- Employee Benefits								
001.670.692.45000	Healthcare Contribution	115,247.00	.00	.00	.00	130,788.00	127,804.00	(2,984.00)
001.670.692.45010	Dental Contribution	2,886.00	.00	.00	.00	2,738.00	2,673.00	(65.00)
001.670.692.45100	FICA/SS Contribution	.00	.00	.00	.00	48,420.00	50,300.00	1,880.00
001.670.692.45200	IMRF Contribution	.00	.00	.00	.00	35,300.00	36,164.00	864.00
001.670.692.53010	Workers Compensation	.00	.00	.00	.00	10,952.00	11,968.00	1,016.00
	Personnel Services- Employee Benefits Totals	$118,133.00	$0.00	$0.00	$0.00	$228,198.00	$228,909.00	$711.00
Contractual Services								
001.670.692.50150	Contractual/Consulting Services	.00	12,947.50	336.18	.00	.00	.00	.00
001.670.692.52140	Repairs and Maint- Copiers	.00	.00	.00	350.00	350.00	350.00	.00
001.670.692.52160	Repairs and Maint- Equipment	.00	.00	.00	100.00	100.00	100.00	.00
001.670.692.52230	Repairs and Maint- Vehicles	143.30	1,113.42	20.00	200.00	200.00	200.00	.00
001.670.692.53070	Legal Printing	145.40	339.10	.00	250.00	250.00	250.00	.00
001.670.692.53100	Conferences and Meetings	2,926.87	2,542.58	2,682.63	3,000.00	3,000.00	3,000.00	.00
001.670.692.53110	Employee Training	.00	214.92	.00	250.00	250.00	250.00	.00
001.670.692.53120	Employee Mileage Expense	.00	.00	.00	69.00	100.00	100.00	.00

2027 DRAFT GF Submitted Lev Department & Account

Budget Year 2027

G/L Account	Account Description	2024 Actual Amount	2025 Actual Amount	2026 Actual Amount	2026 Estimated Amount	2026 Amended Budget	2027 Submitted Budget	Difference
Fund	**001 - General Fund**							
EXPENSE								
Department	**670 - Environmental Management**							
Sub-Department	**692 - Water Resources & Subdivisions**							
Contractual Services								
001.670.692.53130	General Association Dues	50.00	772.62	294.00	400.00	400.00	400.00	.00
	Contractual Services Totals	$3,265.57	$17,930.14	$3,332.81	$4,619.00	$4,650.00	$4,650.00	$0.00
Commodities								
001.670.692.60000	Office Supplies	45.38	180.77	116.36	400.00	400.00	400.00	.00
001.670.692.60010	Operating Supplies	249.55	23.74	130.26	130.00	100.00	100.00	.00
001.670.692.60020	Computer Related Supplies	.00	.00	.00	200.00	200.00	200.00	.00
001.670.692.63040	Fuel- Vehicles	607.75	461.50	340.16	500.00	500.00	500.00	.00
	Commodities Totals	$902.68	$666.01	$586.78	$1,230.00	$1,200.00	$1,200.00	$0.00
Sub-Department	**692 - Water Resources & Subdivisions** Totals	$628,287.36	$697,391.31	$340,687.91	$5,849.00	$658,514.00	$663,297.00	$4,783.00
Sub-Department	**693 - Electrical Aggregation**							
Services								
001.670.693.45005	Healthcare Contribution Contra Account	(7,674.00)	.00	.00	.00	(8,279.00)	.00	8,279.00
001.670.693.45015	Dental Insurance Contra Account	(243.00)	.00	.00	.00	(244.00)	.00	244.00
001.670.693.45105	FICA/SS Contribution Contra Account	.00	.00	.00	.00	(2,222.00)	.00	2,222.00
001.670.693.45205	IMRF Contribution Contra Account	.00	.00	.00	.00	(1,899.00)	.00	1,899.00
001.670.693.53015	Worker's Comp Contra Account	.00	.00	.00	.00	(503.00)	.00	503.00
	Services Totals	($7,917.00)	$0.00	$0.00	$0.00	($13,147.00)	$0.00	$13,147.00
Personnel Services- Salaries & Wages								
001.670.693.40000	Salaries and Wages	28,161.91	28,912.52	15,445.95	.00	29,025.00	.00	(29,025.00)
	Personnel Services- Salaries & Wages Totals	$28,161.91	$28,912.52	$15,445.95	$0.00	$29,025.00	$0.00	($29,025.00)
Personnel Services- Employee Benefits								
001.670.693.45000	Healthcare Contribution	7,674.00	.00	.00	.00	8,279.00	.00	(8,279.00)
001.670.693.45010	Dental Contribution	243.00	.00	.00	.00	244.00	.00	(244.00)
001.670.693.45100	FICA/SS Contribution	.00	.00	.00	.00	2,222.00	.00	(2,222.00)
001.670.693.45200	IMRF Contribution	.00	.00	.00	.00	1,899.00	.00	(1,899.00)
001.670.693.53010	Workers Compensation	.00	.00	.00	.00	503.00	.00	(503.00)
	Personnel Services- Employee Benefits Totals	$7,917.00	$0.00	$0.00	$0.00	$13,147.00	$0.00	($13,147.00)
Sub-Department	**693 - Electrical Aggregation** Totals	$28,161.91	$28,912.52	$15,445.95	$0.00	$29,025.00	$0.00	($29,025.00)
Department	**670 - Environmental Management** Totals	$656,449.27	$726,303.83	$356,133.86	$5,849.00	$687,539.00	$663,297.00	($24,242.00)

2027 DRAFT GF Submitted Lev Department & Account

Budget Year 2027

G/L Account	Account Description	2024 Actual Amount	2025 Actual Amount	2026 Actual Amount	2026 Estimated Amount	2026 Amended Budget	2027 Submitted Budget	Difference
Fund	**001 - General Fund**							
EXPENSE								
Department	**690 - Development**							
Sub-Department	**690 - County Development**							
Services								
001.690.690.45005	Healthcare Contribution Contra Account	(274,216.00)	.00	.00	.00	(247,902.00)	(175,755.00)	72,147.00
001.690.690.45015	Dental Insurance Contra Account	(6,055.00)	.00	.00	.00	(6,674.00)	(4,777.00)	1,897.00
001.690.690.45105	FICA/SS Contribution Contra Account	.00	.00	.00	.00	(78,167.00)	(74,803.00)	3,364.00
001.690.690.45205	IMRF Contribution Contra Account	.00	.00	.00	.00	(66,921.00)	(54,021.00)	12,900.00
001.690.690.53015	Worker's Comp Contra Account	.00	.00	.00	.00	(17,707.00)	(17,843.00)	(136.00)
	Services Totals	($280,271.00)	$0.00	$0.00	$0.00	($417,371.00)	($327,199.00)	$90,172.00
Personnel Services- Salaries & Wages								
001.690.690.40000	Salaries and Wages	1,184,566.39	1,260,711.01	497,700.95	.00	1,051,729.00	979,338.00	(72,391.00)
001.690.690.40200	Overtime Salaries	44.44	412.27	31.93	.00	.00	.00	.00
001.690.690.40300	Employee Per Diem	7,020.00	7,680.00	3,180.00	.00	.00	520.00	520.00
	Personnel Services- Salaries & Wages Totals	$1,191,630.83	$1,268,803.28	$500,912.88	$0.00	$1,051,729.00	$979,858.00	($71,871.00)
Personnel Services- Employee Benefits								
001.690.690.45000	Healthcare Contribution	274,216.00	.00	.00	.00	247,902.00	175,755.00	(72,147.00)
001.690.690.45010	Dental Contribution	6,055.00	.00	.00	.00	6,674.00	4,777.00	(1,897.00)
001.690.690.45100	FICA/SS Contribution	.00	.00	.00	.00	78,167.00	74,803.00	(3,364.00)
001.690.690.45200	IMRF Contribution	.00	.00	.00	.00	66,921.00	54,021.00	(12,900.00)
001.690.690.53010	Workers Compensation	.00	.00	.00	.00	17,707.00	17,843.00	136.00
	Personnel Services- Employee Benefits Totals	$280,271.00	$0.00	$0.00	$0.00	$417,371.00	$327,199.00	($90,172.00)
Contractual Services								
001.690.690.50150	Contractual/Consulting Services	14,010.85	36,212.51	58,917.09	42,152.00	42,152.00	46,915.00	4,763.00
001.690.690.52130	Repairs and Maint- Computers	877.00	.00	.00	.00	.00	.00	.00
001.690.690.52140	Repairs and Maint- Copiers	1,738.78	947.94	283.31	1,000.00	1,000.00	1,000.00	.00
001.690.690.52230	Repairs and Maint- Vehicles	8,848.47	4,096.91	7,665.77	5,000.00	5,000.00	9,900.00	4,900.00
001.690.690.53060	General Printing	.00	.00	871.00	1,000.00	1,000.00	1,000.00	.00
001.690.690.53070	Legal Printing	9,031.80	6,135.65	772.80	4,000.00	4,000.00	4,000.00	.00
001.690.690.53100	Conferences and Meetings	5,939.26	2,864.12	5,044.90	2,000.00	2,000.00	2,000.00	.00
001.690.690.53110	Employee Training	.00	.00	.00	500.00	500.00	1,000.00	500.00
001.690.690.53120	Employee Mileage Expense	309.04	738.15	214.90	1,500.00	1,500.00	1,000.00	(500.00)
001.690.690.53130	General Association Dues	4,022.09	6,063.38	4,748.13	6,000.00	6,000.00	6,000.00	.00
001.690.690.55000	Miscellaneous Contractual Exp	.00	.00	.00	500.00	500.00	500.00	.00
	Contractual Services Totals	$44,777.29	$57,058.66	$78,517.90	$63,652.00	$63,652.00	$73,315.00	$9,663.00
Commodities								
001.690.690.60000	Office Supplies	9,189.37	4,910.13	2,470.99	7,000.00	7,000.00	7,000.00	.00
001.690.690.60010	Operating Supplies	3,251.20	3,316.15	806.74	5,000.00	5,000.00	5,000.00	.00
001.690.690.60020	Computer Related Supplies	.00	.00	.00	1,000.00	1,000.00	1,000.00	.00
001.690.690.60050	Books and Subscriptions	.00	.00	.00	500.00	500.00	500.00	.00

2027 DRAFT GF Submitted Lev Department & Account

Budget Year 2027

G/L Account	Account Description	2024 Actual Amount	2025 Actual Amount	2026 Actual Amount	2026 Estimated Amount	2026 Amended Budget	2027 Submitted Budget	Difference
Fund **001 - General Fund**								
EXPENSE								
Department **690 - Development**								
Sub-Department **690 - County Development**								
Commodities								
001.690.690.60060	Computer Software- Non Capital	35,990.47	51,776.53	1,001.00	52,306.00	52,306.00	52,306.00	.00
001.690.690.60070	Computer Hardware- Non Capital	.00	.00	.00	980.00	980.00	980.00	.00
001.690.690.63040	Fuel- Vehicles	10,735.83	9,955.86	4,431.03	12,000.00	12,000.00	12,000.00	.00
	Commodities Totals	$59,166.87	$69,958.67	$8,709.76	$78,786.00	$78,786.00	$78,786.00	$0.00
Sub-Department **690 - County Development** Totals		$1,295,574.99	$1,395,820.61	$588,140.54	$142,438.00	$1,194,167.00	$1,131,959.00	($62,208.00)
Sub-Department **691 - Administrative Adjudication Prog**								
Contractual Services								
001.690.691.50150	Contractual/Consulting Services	4,800.00	4,800.00	2,000.00	8,294.00	8,294.00	8,294.00	.00
	Contractual Services Totals	$4,800.00	$4,800.00	$2,000.00	$8,294.00	$8,294.00	$8,294.00	$0.00
Sub-Department **691 - Administrative Adjudication Prog** Totals		$4,800.00	$4,800.00	$2,000.00	$8,294.00	$8,294.00	$8,294.00	$0.00
Department **690 - Development** Totals		$1,300,374.99	$1,400,620.61	$590,140.54	$150,732.00	$1,202,461.00	$1,140,253.00	($62,208.00)
Department **800 - Other- Countywide Expenses**								
Sub-Department **800 - Internal Service**								
Contractual Services								
001.800.800.50340	Software Licensing Cost	.00	89.96	.00	.00	.00	.00	.00
	Contractual Services Totals	$0.00	$89.96	$0.00	$0.00	$0.00	$0.00	$0.00
Commodities								
001.800.800.60030	Self-Mailer	2,981.52	3,309.31	.00	.00	8,800.00	8,800.00	.00
001.800.800.60040	Postage	575,414.11	579,848.91	426,506.20	578,668.00	578,668.00	578,668.00	.00
	Commodities Totals	$578,395.63	$583,158.22	$426,506.20	$578,668.00	$587,468.00	$587,468.00	$0.00
Sub-Department **800 - Internal Service** Totals		$578,395.63	$583,248.18	$426,506.20	$578,668.00	$587,468.00	$587,468.00	$0.00
Sub-Department **801 - Communication/Technology**								
Contractual Services								
001.800.801.50340	Software Licensing Cost	1,183,073.29	1,189,323.59	977,879.50	1,874,144.00	1,874,144.00	1,651,568.00	(222,576.00)
001.800.801.55000	Miscellaneous Contractual Exp	151,189.97	178,432.82	197,164.61	.00	.00	.00	.00
	Contractual Services Totals	$1,334,263.26	$1,367,756.41	$1,175,044.11	$1,874,144.00	$1,874,144.00	$1,651,568.00	($222,576.00)
Commodities								
001.800.801.64000	Telephone	188,955.71	238,774.64	90,487.54	300,000.00	319,609.00	319,609.00	.00
001.800.801.64010	Cellular Phone	311,164.39	349,328.64	58,109.62	159,200.00	159,200.00	359,200.00	200,000.00
001.800.801.64020	Internet	100,884.19	101,863.92	55,624.71	126,800.00	126,800.00	126,800.00	.00
001.800.801.65000	Miscellaneous Supplies	7,933.28	10,625.47	4,201.90	5,957.00	5,957.00	10,000.00	4,043.00
	Commodities Totals	$608,937.57	$700,592.67	$208,423.77	$591,957.00	$611,566.00	$815,609.00	$204,043.00
Sub-Department **801 - Communication/Technology** Totals		$1,943,200.83	$2,068,349.08	$1,383,467.88	$2,466,101.00	$2,485,710.00	$2,467,177.00	($18,533.00)

2027 DRAFT GF Submitted Lev Department & Account

Budget Year 2027

G/L Account	Account Description	2024 Actual Amount	2025 Actual Amount	2026 Actual Amount	2026 Estimated Amount	2026 Amended Budget	2027 Submitted Budget	Difference
Fund **001 - General Fund**								
EXPENSE								
Department **800 - Other- Countywide Expenses**								
Sub-Department **808 - Operational Support**								
Contractual Services								
001.800.808.52210	Building Lease	.00	.00	103,616.94	179,998.00	179,998.00	187,198.00	7,200.00
	Contractual Services Totals	$0.00	$0.00	$103,616.94	$179,998.00	$179,998.00	$187,198.00	$7,200.00
Transfers Out								
001.800.808.99269	Transfer to KaneComm Fund 269	967,321.00	1,015,687.00	1,066,471.00	1,066,471.00	1,066,471.00	1,119,794.00	53,323.00
001.800.808.99400	Transfer to Econ Develop Fund 400	500,000.00	1,250,000.00	1,250,000.00	.00	1,250,000.00	.00	(1,250,000.00)
001.800.808.99405	Transfer to Cost Share Drainage Fund 405	250,000.00	.00	.00	.00	.00	.00	.00
001.800.808.99420	Transfer to Stormwater Management Fund 420	30,000.00	.00	.00	.00	.00	.00	.00
001.800.808.99500	Transfer to Capital Projects Fund 500	567,116.00	8,280,000.00	.00	.00	.00	3,648,389.00	3,648,389.00
001.800.808.99610	Transfer to Capital Improvement Debt Service Fund 610	.00	1,987,202.00	3,177,633.00	3,177,633.00	3,177,633.00	3,175,393.00	(2,240.00)
001.800.808.99623	Transfer to JJC/AJC Refunding Debt Service Fund 623	3,041,771.00	.00	.00	.00	.00	.00	.00
001.800.808.99650	Transfer to Enterprise Surcharge Fund 650	285,000.00	.00	.00	.00	.00	.00	.00
	Transfers Out Totals	$5,641,208.00	$12,532,889.00	$5,494,104.00	$4,244,104.00	$5,494,104.00	$7,943,576.00	$2,449,472.00
Sub-Department **808 - Operational Support** Totals		$5,641,208.00	$12,532,889.00	$5,597,720.94	$4,424,102.00	$5,674,102.00	$8,130,774.00	$2,456,672.00
Sub-Department **809 - Central Services**								
Personnel Services- Employee Benefits								
001.800.809.45000	Healthcare Contribution	13,263,378.32	.00	.00	.00	.00	.00	.00
001.800.809.45010	Dental Contribution	363,572.52	.00	.00	.00	.00	.00	.00
	Personnel Services- Employee Benefits Totals	$13,626,950.84	$0.00	$0.00	$0.00	$0.00	$0.00	$0.00
Sub-Department **809 - Central Services** Totals		$13,626,950.84	$0.00	$0.00	$0.00	$0.00	$0.00	$0.00
Department **800 - Other- Countywide Expenses** Totals		$21,789,755.30	$15,184,486.26	$7,407,695.02	$7,468,871.00	$8,747,280.00	$11,185,419.00	$2,438,139.00
Department **850 - Other County-Wide Group Ins**								
Sub-Department **010 - County Board/Liquor**								
Services								
001.850.010.45006	General Fund Health Insurance County-Wide	.00	319,759.40	167,324.12	322,103.00	322,103.00	328,626.00	6,523.00
001.850.010.45016	General Fund Departments Dental Insurance County-Wide	.00	8,119.08	4,543.92	8,067.00	8,067.00	9,971.00	1,904.00
	Services Totals	$0.00	$327,878.48	$171,868.04	$330,170.00	$330,170.00	$338,597.00	$8,427.00
Sub-Department **010 - County Board/Liquor** Totals		$0.00	$327,878.48	$171,868.04	$330,170.00	$330,170.00	$338,597.00	$8,427.00

2027 DRAFT GF Submitted Lev Department & Account

Budget Year 2027

G/L Account	Account Description	2024 Actual Amount	2025 Actual Amount	2026 Actual Amount	2026 Estimated Amount	2026 Amended Budget	2027 Submitted Budget	Difference
Fund **001 - General Fund**								
EXPENSE								
Department **850 - Other County-Wide Group Ins**								
Sub-Department **040 - Finance**								
Services								
001.850.040.45006	General Fund Health Insurance County-Wide	.00	185,628.94	94,268.09	176,507.00	176,507.00	189,451.00	12,944.00
001.850.040.45016	General Fund Departments Dental Insurance County-Wide	.00	4,759.72	2,445.61	4,584.00	4,584.00	4,955.00	371.00
	Services Totals	$0.00	$190,388.66	$96,713.70	$181,091.00	$181,091.00	$194,406.00	$13,315.00
	Sub-Department **040 - Finance** Totals	$0.00	$190,388.66	$96,713.70	$181,091.00	$181,091.00	$194,406.00	$13,315.00
Sub-Department **060 - Information Technologies**								
Services								
001.850.060.45006	General Fund Health Insurance County-Wide	.00	707,109.94	386,077.82	726,461.00	726,461.00	806,285.00	79,824.00
001.850.060.45016	General Fund Departments Dental Insurance County-Wide	.00	16,966.71	9,312.08	16,934.00	16,934.00	20,516.00	3,582.00
	Services Totals	$0.00	$724,076.65	$395,389.90	$743,395.00	$743,395.00	$826,801.00	$83,406.00
Sub-Department **060 - Information Technologies** Totals		$0.00	$724,076.65	$395,389.90	$743,395.00	$743,395.00	$826,801.00	$83,406.00
Sub-Department **080 - Building Mgmt- Government Center**								
Services								
001.850.080.45006	General Fund Health Insurance County-Wide	.00	602,131.36	360,734.02	573,582.00	573,582.00	740,088.00	166,506.00
001.850.080.45016	General Fund Departments Dental Insurance County-Wide	.00	14,206.74	9,720.66	13,127.00	13,127.00	20,783.00	7,656.00
	Services Totals	$0.00	$616,338.10	$370,454.68	$586,709.00	$586,709.00	$760,871.00	$174,162.00
Sub-Department **080 - Building Mgmt- Government Center** Totals		$0.00	$616,338.10	$370,454.68	$586,709.00	$586,709.00	$760,871.00	$174,162.00
Sub-Department **120 - Human Resource Management**								
Services								
001.850.120.45006	General Fund Health Insurance County-Wide	.00	65,061.71	35,203.44	59,644.00	59,644.00	69,600.00	9,956.00
001.850.120.45016	General Fund Departments Dental Insurance County-Wide	.00	1,930.40	1,145.30	1,764.00	1,764.00	2,435.00	671.00
	Services Totals	$0.00	$66,992.11	$36,348.74	$61,408.00	$61,408.00	$72,035.00	$10,627.00
Sub-Department **120 - Human Resource Management** Totals		$0.00	$66,992.11	$36,348.74	$61,408.00	$61,408.00	$72,035.00	$10,627.00
Sub-Department **140 - County Auditor**								
Services								
001.850.140.45006	General Fund Health Insurance County-Wide	.00	34,809.92	20,679.36	38,179.00	38,179.00	43,906.00	5,727.00

2027 DRAFT GF Submitted Lev Department & Account

Budget Year 2027

G/L Account	Account Description	2024 Actual Amount	2025 Actual Amount	2026 Actual Amount	2026 Estimated Amount	2026 Amended Budget	2027 Submitted Budget	Difference
Fund **001 - General Fund**								
EXPENSE								
Department **850 - Other County-Wide Group Ins**								
Sub-Department **140 - County Auditor**								
Services								
001.850.140.45016	General Fund Departments Dental Insurance County-Wide	.00	886.48	509.72	943.00	943.00	1,085.00	142.00
	Services Totals	$0.00	$35,696.40	$21,189.08	$39,122.00	$39,122.00	$44,991.00	$5,869.00
Sub-Department **140 - County Auditor** Totals		$0.00	$35,696.40	$21,189.08	$39,122.00	$39,122.00	$44,991.00	$5,869.00
Sub-Department **150 - Treasurer/Collector**								
Services								
001.850.150.45006	General Fund Health Insurance County-Wide	.00	138,210.45	94,865.50	172,878.00	172,878.00	145,948.00	(26,930.00)
001.850.150.45016	General Fund Departments Dental Insurance County-Wide	.00	3,001.72	1,893.32	4,418.00	4,418.00	2,933.00	(1,485.00)
	Services Totals	$0.00	$141,212.17	$96,758.82	$177,296.00	$177,296.00	$148,881.00	($28,415.00)
Sub-Department **150 - Treasurer/Collector** Totals		$0.00	$141,212.17	$96,758.82	$177,296.00	$177,296.00	$148,881.00	($28,415.00)
Sub-Department **170 - Supervisor of Assessments**								
Services								
001.850.170.45006	General Fund Health Insurance County-Wide	.00	271,534.34	148,225.15	273,654.00	273,654.00	314,703.00	41,049.00
001.850.170.45016	General Fund Departments Dental Insurance County-Wide	.00	7,963.08	4,195.40	8,010.00	8,010.00	8,895.00	885.00
	Services Totals	$0.00	$279,497.42	$152,420.55	$281,664.00	$281,664.00	$323,598.00	$41,934.00
Sub-Department **170 - Supervisor of Assessments** Totals		$0.00	$279,497.42	$152,420.55	$281,664.00	$281,664.00	$323,598.00	$41,934.00
Sub-Department **171 - Board of Review**								
Services								
001.850.171.45006	General Fund Health Insurance County-Wide	.00	36,579.17	19,887.40	36,716.00	36,716.00	42,224.00	5,508.00
001.850.171.45016	General Fund Departments Dental Insurance County-Wide	.00	.00	137.76	.00	.00	318.00	318.00
	Services Totals	$0.00	$36,579.17	$20,025.16	$36,716.00	$36,716.00	$42,542.00	$5,826.00
Sub-Department **171 - Board of Review** Totals		$0.00	$36,579.17	$20,025.16	$36,716.00	$36,716.00	$42,542.00	$5,826.00
Sub-Department **190 - County Clerk**								
Services								
001.850.190.45006	General Fund Health Insurance County-Wide	.00	170,515.10	83,669.07	190,314.00	190,314.00	177,565.00	(12,749.00)
001.850.190.45016	General Fund Departments Dental Insurance County-Wide	.00	5,083.45	2,791.66	5,908.00	5,908.00	5,900.00	(8.00)
	Services Totals	$0.00	$175,598.55	$86,460.73	$196,222.00	$196,222.00	$183,465.00	($12,757.00)
Sub-Department **190 - County Clerk** Totals		$0.00	$175,598.55	$86,460.73	$196,222.00	$196,222.00	$183,465.00	($12,757.00)

2027 DRAFT GF Submitted Lev Department & Account

Budget Year 2027

G/L Account	Account Description	2024 Actual Amount	2025 Actual Amount	2026 Actual Amount	2026 Estimated Amount	2026 Amended Budget	2027 Submitted Budget	Difference
Fund **001 - General Fund**								
EXPENSE								
Department **850 - Other County-Wide Group Ins**								
Sub-Department **191 - Elections**								
Services								
001.850.191.45006	General Fund Health Insurance County-Wide	.00	120,606.73	54,950.04	113,846.00	113,846.00	104,659.00	(9,187.00)
001.850.191.45016	General Fund Departments Dental Insurance County-Wide	.00	2,840.19	1,318.97	3,450.00	3,450.00	2,731.00	(719.00)
	Services Totals	$0.00	$123,446.92	$56,269.01	$117,296.00	$117,296.00	$107,390.00	($9,906.00)
	Sub-Department **191 - Elections** Totals	$0.00	$123,446.92	$56,269.01	$117,296.00	$117,296.00	$107,390.00	($9,906.00)
Sub-Department **192 - Alternate Language Coordination**								
Services								
001.850.192.45006	General Fund Health Insurance County-Wide	.00	11,728.69	6,373.51	11,767.00	11,767.00	13,533.00	1,766.00
001.850.192.45016	General Fund Departments Dental Insurance County-Wide	.00	275.52	149.24	276.00	276.00	318.00	42.00
	Services Totals	$0.00	$12,004.21	$6,522.75	$12,043.00	$12,043.00	$13,851.00	$1,808.00
	Sub-Department **192 - Alternate Language Coordination** Totals	$0.00	$12,004.21	$6,522.75	$12,043.00	$12,043.00	$13,851.00	$1,808.00
Sub-Department **210 - Recorder**								
Services								
001.850.210.45006	General Fund Health Insurance County-Wide	.00	122,141.82	66,300.26	142,838.00	142,838.00	149,400.00	6,562.00
001.850.210.45016	General Fund Departments Dental Insurance County-Wide	.00	3,942.24	2,135.38	4,666.00	4,666.00	4,858.00	192.00
	Services Totals	$0.00	$126,084.06	$68,435.64	$147,504.00	$147,504.00	$154,258.00	$6,754.00
	Sub-Department **210 - Recorder** Totals	$0.00	$126,084.06	$68,435.64	$147,504.00	$147,504.00	$154,258.00	$6,754.00
Sub-Department **230 - Regional Office of Education**								
Services								
001.850.230.45006	General Fund Health Insurance County-Wide	.00	109,085.09	66,807.78	117,542.00	117,542.00	57,338.00	(60,204.00)
001.850.230.45016	General Fund Departments Dental Insurance County-Wide	.00	275.52	507.80	552.00	552.00	1,144.00	592.00
	Services Totals	$0.00	$109,360.61	$67,315.58	$118,094.00	$118,094.00	$58,482.00	($59,612.00)
Sub-Department **230 - Regional Office of Education** Totals		$0.00	$109,360.61	$67,315.58	$118,094.00	$118,094.00	$58,482.00	($59,612.00)
Sub-Department **240 - Judiciary and Courts**								
Services								
001.850.240.45006	General Fund Health Insurance County-Wide	.00	407,289.59	190,546.63	469,655.00	469,655.00	393,173.00	(76,482.00)
001.850.240.45016	General Fund Departments Dental Insurance County-Wide	.00	12,683.67	5,981.98	15,189.00	15,189.00	12,933.00	(2,256.00)
	Services Totals	$0.00	$419,973.26	$196,528.61	$484,844.00	$484,844.00	$406,106.00	($78,738.00)
Sub-Department **240 - Judiciary and Courts** Totals		$0.00	$419,973.26	$196,528.61	$484,844.00	$484,844.00	$406,106.00	($78,738.00)

2027 DRAFT GF Submitted Lev Department & Account

Budget Year 2027

G/L Account	Account Description	2024 Actual Amount	2025 Actual Amount	2026 Actual Amount	2026 Estimated Amount	2026 Amended Budget	2027 Submitted Budget	Difference
Fund **001 - General Fund**								
EXPENSE								
Department **850 - Other County-Wide Group Ins**								
Sub-Department **250 - Circuit Clerk- Administration**								
Services								
001.850.250.45006	General Fund Health Insurance County-Wide	.00	982,484.04	474,456.15	900,589.00	900,589.00	1,181,827.00	281,238.00
001.850.250.45016	General Fund Departments Dental Insurance County-Wide	.00	29,070.77	14,262.85	27,332.00	27,332.00	34,006.00	6,674.00
	Services Totals	$0.00	$1,011,554.81	$488,719.00	$927,921.00	$927,921.00	$1,215,833.00	$287,912.00
Sub-Department **250 - Circuit Clerk- Administration** Totals		$0.00	$1,011,554.81	$488,719.00	$927,921.00	$927,921.00	$1,215,833.00	$287,912.00
Sub-Department **300 - State's Attorney- Criminal Div**								
Services								
001.850.300.45006	General Fund Health Insurance County-Wide	.00	1,484,012.49	898,640.92	1,700,560.00	1,700,560.00	1,803,148.00	102,588.00
001.850.300.45016	General Fund Departments Dental Insurance County-Wide	.00	38,765.96	21,926.16	46,501.00	46,501.00	47,667.00	1,166.00
	Services Totals	$0.00	$1,522,778.45	$920,567.08	$1,747,061.00	$1,747,061.00	$1,850,815.00	$103,754.00
Sub-Department **300 - State's Attorney- Criminal Div** Totals		$0.00	$1,522,778.45	$920,567.08	$1,747,061.00	$1,747,061.00	$1,850,815.00	$103,754.00
Sub-Department **301 - Child Advocacy Center**								
Services								
001.850.301.45006	General Fund Health Insurance County-Wide	.00	.00	13,698.06	40,859.00	40,859.00	25,828.00	(15,031.00)
001.850.301.45016	General Fund Departments Dental Insurance County-Wide	.00	.00	388.44	718.00	718.00	826.00	108.00
	Services Totals	$0.00	$0.00	$14,086.50	$41,577.00	$41,577.00	$26,654.00	($14,923.00)
Sub-Department **301 - Child Advocacy Center** Totals		$0.00	$0.00	$14,086.50	$41,577.00	$41,577.00	$26,654.00	($14,923.00)
Sub-Department **305 - Child Exploitation**								
Services								
001.850.305.45006	General Fund Health Insurance County-Wide	.00	.00	.00	.00	.00	82,476.00	82,476.00
001.850.305.45016	General Fund Departments Dental Insurance County-Wide	.00	.00	.00	.00	.00	1,969.00	1,969.00
	Services Totals	$0.00	$0.00	$0.00	$0.00	$0.00	$84,445.00	$84,445.00
Sub-Department **305 - Child Exploitation** Totals		$0.00	$0.00	$0.00	$0.00	$0.00	$84,445.00	$84,445.00
Sub-Department **306 - Collaborative Diversion Program**								
Services								
001.850.306.45006	General Fund Health Insurance County-Wide	.00	19,315.68	14,336.19	19,274.00	19,274.00	50,857.00	31,583.00

2027 DRAFT GF Submitted Lev Department & Account

Budget Year 2027

G/L Account	Account Description	2024 Actual Amount	2025 Actual Amount	2026 Actual Amount	2026 Estimated Amount	2026 Amended Budget	2027 Submitted Budget	Difference
Fund **001 - General Fund**								
EXPENSE								
Department **850 - Other County-Wide Group Ins**								
Sub-Department **306 - Collaborative Diversion Program**								
Services								
001.850.306.45016	General Fund Departments Dental Insurance County-Wide	.00	552.47	339.66	552.00	552.00	953.00	401.00
	Services Totals	$0.00	$19,868.15	$14,675.85	$19,826.00	$19,826.00	$51,810.00	$31,984.00
Sub-Department **306 - Collaborative Diversion Program** Totals		$0.00	$19,868.15	$14,675.85	$19,826.00	$19,826.00	$51,810.00	$31,984.00
Sub-Department **307 - Human Exploitation Unit**								
Services								
001.850.307.45006	General Fund Health Insurance County-Wide	.00	114,689.60	91,514.02	101,475.00	101,475.00	194,295.00	92,820.00
001.850.307.45016	General Fund Departments Dental Insurance County-Wide	.00	2,179.05	1,765.00	2,103.00	2,103.00	3,753.00	1,650.00
	Services Totals	$0.00	$116,868.65	$93,279.02	$103,578.00	$103,578.00	$198,048.00	$94,470.00
Sub-Department **307 - Human Exploitation Unit** Totals		$0.00	$116,868.65	$93,279.02	$103,578.00	$103,578.00	$198,048.00	$94,470.00
Sub-Department **360 - Public Defender**								
Services								
001.850.360.45006	General Fund Health Insurance County-Wide	.00	787,158.13	462,552.23	749,660.00	749,660.00	936,762.00	187,102.00
001.850.360.45016	General Fund Departments Dental Insurance County-Wide	.00	18,918.30	11,443.10	17,724.00	17,724.00	24,826.00	7,102.00
	Services Totals	$0.00	$806,076.43	$473,995.33	$767,384.00	$767,384.00	$961,588.00	$194,204.00
Sub-Department **360 - Public Defender** Totals		$0.00	$806,076.43	$473,995.33	$767,384.00	$767,384.00	$961,588.00	$194,204.00
Sub-Department **380 - Sheriff**								
Services								
001.850.380.45006	General Fund Health Insurance County-Wide	.00	1,961,902.95	1,115,607.61	2,013,915.00	2,013,915.00	2,434,470.00	420,555.00
001.850.380.45016	General Fund Departments Dental Insurance County-Wide	.00	56,503.27	31,565.54	58,756.00	58,756.00	68,041.00	9,285.00
	Services Totals	$0.00	$2,018,406.22	$1,147,173.15	$2,072,671.00	$2,072,671.00	$2,502,511.00	$429,840.00
Sub-Department **380 - Sheriff** Totals		$0.00	$2,018,406.22	$1,147,173.15	$2,072,671.00	$2,072,671.00	$2,502,511.00	$429,840.00
Sub-Department **382 - Adult Corrections**								
Services								
001.850.382.45006	General Fund Health Insurance County-Wide	.00	2,053,759.75	1,100,698.80	2,150,567.00	2,150,567.00	2,735,879.00	585,312.00

2027 DRAFT GF Submitted Lev Department & Account

Budget Year 2027

G/L Account	Account Description	2024 Actual Amount	2025 Actual Amount	2026 Actual Amount	2026 Estimated Amount	2026 Amended Budget	2027 Submitted Budget	Difference
Fund **001 - General Fund**								
EXPENSE								
Department **850 - Other County-Wide Group Ins**								
Sub-Department **382 - Adult Corrections**								
Services								
001.850.382.45016	General Fund Departments Dental Insurance County-Wide	.00	57,380.26	31,486.44	62,081.00	62,081.00	78,739.00	16,658.00
	Services Totals	$0.00	$2,111,140.01	$1,132,185.24	$2,212,648.00	$2,212,648.00	$2,814,618.00	$601,970.00
Sub-Department **382 - Adult Corrections** Totals		$0.00	$2,111,140.01	$1,132,185.24	$2,212,648.00	$2,212,648.00	$2,814,618.00	$601,970.00
Sub-Department **396 - Sheriff DCFS Grant**								
Services								
001.850.396.45006	General Fund Health Insurance County-Wide	.00	25,951.00	13,471.91	25,000.00	.00	28,002.00	28,002.00
001.850.396.45016	General Fund Departments Dental Insurance County-Wide	.00	.00	358.56	.00	.00	826.00	826.00
	Services Totals	$0.00	$25,951.00	$13,830.47	$25,000.00	$0.00	$28,828.00	$28,828.00
Sub-Department **396 - Sheriff DCFS Grant** Totals		$0.00	$25,951.00	$13,830.47	$25,000.00	$0.00	$28,828.00	$28,828.00
Sub-Department **400 - Court Security**								
Services								
001.850.400.45006	General Fund Health Insurance County-Wide	.00	447,951.29	275,119.11	595,570.00	595,570.00	614,221.00	18,651.00
001.850.400.45016	General Fund Departments Dental Insurance County-Wide	.00	12,704.24	7,257.34	18,268.00	18,268.00	17,173.00	(1,095.00)
	Services Totals	$0.00	$460,655.53	$282,376.45	$613,838.00	$613,838.00	$631,394.00	$17,556.00
Sub-Department **400 - Court Security** Totals		$0.00	$460,655.53	$282,376.45	$613,838.00	$613,838.00	$631,394.00	$17,556.00
Sub-Department **420 - Merit Commission**								
Services								
001.850.420.45006	General Fund Health Insurance County-Wide	.00	7,694.21	4,066.01	7,507.00	7,507.00	8,634.00	1,127.00
001.850.420.45016	General Fund Departments Dental Insurance County-Wide	.00	275.52	149.24	276.00	276.00	318.00	42.00
	Services Totals	$0.00	$7,969.73	$4,215.25	$7,783.00	$7,783.00	$8,952.00	$1,169.00
Sub-Department **420 - Merit Commission** Totals		$0.00	$7,969.73	$4,215.25	$7,783.00	$7,783.00	$8,952.00	$1,169.00
Sub-Department **430 - Court Services Administration**								
Services								
001.850.430.45006	General Fund Health Insurance County-Wide	.00	178,479.11	95,643.21	188,386.00	188,386.00	160,181.00	(28,205.00)
001.850.430.45016	General Fund Departments Dental Insurance County-Wide	.00	2,674.33	1,595.37	3,004.00	3,004.00	3,456.00	452.00
	Services Totals	$0.00	$181,153.44	$97,238.58	$191,390.00	$191,390.00	$163,637.00	($27,753.00)
Sub-Department **430 - Court Services Administration** Totals		$0.00	$181,153.44	$97,238.58	$191,390.00	$191,390.00	$163,637.00	($27,753.00)

2027 DRAFT GF Submitted Lev Department & Account

Budget Year 2027

G/L Account	Account Description	2024 Actual Amount	2025 Actual Amount	2026 Actual Amount	2026 Estimated Amount	2026 Amended Budget	2027 Submitted Budget	Difference
Fund **001 - General Fund**								
EXPENSE								
Department **850 - Other County-Wide Group Ins**								
Sub-Department **431 - Adult Court Services**								
Services								
001.850.431.45006	General Fund Health Insurance County-Wide	.00	687,398.41	363,052.63	683,857.00	683,857.00	730,361.00	46,504.00
001.850.431.45016	General Fund Departments Dental Insurance County-Wide	.00	20,596.68	11,116.04	20,367.00	20,367.00	23,694.00	3,327.00
	Services Totals	$0.00	$707,995.09	$374,168.67	$704,224.00	$704,224.00	$754,055.00	$49,831.00
Sub-Department **431 - Adult Court Services** Totals		$0.00	$707,995.09	$374,168.67	$704,224.00	$704,224.00	$754,055.00	$49,831.00
Sub-Department **432 - Treatment Alternative Court**								
Services								
001.850.432.45006	General Fund Health Insurance County-Wide	.00	20,508.74	11,272.92	20,536.00	20,536.00	23,962.00	3,426.00
001.850.432.45016	General Fund Departments Dental Insurance County-Wide	.00	854.88	463.06	856.00	856.00	985.00	129.00
	Services Totals	$0.00	$21,363.62	$11,735.98	$21,392.00	$21,392.00	$24,947.00	$3,555.00
Sub-Department **432 - Treatment Alternative Court** Totals		$0.00	$21,363.62	$11,735.98	$21,392.00	$21,392.00	$24,947.00	$3,555.00
Sub-Department **434 - Juvenile Court Services**								
Services								
001.850.434.45006	General Fund Health Insurance County-Wide	.00	270,626.79	148,949.69	291,781.00	291,781.00	274,885.00	(16,896.00)
001.850.434.45016	General Fund Departments Dental Insurance County-Wide	.00	6,467.32	3,907.36	7,449.00	7,449.00	8,437.00	988.00
	Services Totals	$0.00	$277,094.11	$152,857.05	$299,230.00	$299,230.00	$283,322.00	($15,908.00)
Sub-Department **434 - Juvenile Court Services** Totals		$0.00	$277,094.11	$152,857.05	$299,230.00	$299,230.00	$283,322.00	($15,908.00)
Sub-Department **436 - Juvenile Justice Center**								
Services								
001.850.436.45006	General Fund Health Insurance County-Wide	.00	734,677.41	396,185.36	762,055.00	762,055.00	789,193.00	27,138.00
001.850.436.45016	General Fund Departments Dental Insurance County-Wide	.00	19,487.53	9,917.75	20,427.00	20,427.00	20,192.00	(235.00)
	Services Totals	$0.00	$754,164.94	$406,103.11	$782,482.00	$782,482.00	$809,385.00	$26,903.00
Sub-Department **436 - Juvenile Justice Center** Totals		$0.00	$754,164.94	$406,103.11	$782,482.00	$782,482.00	$809,385.00	$26,903.00
Sub-Department **437 - KIDS Education Program**								
Services								
001.850.437.45006	General Fund Health Insurance County-Wide	.00	2,597.24	2,141.48	.00	.00	.00	.00
001.850.437.45016	General Fund Departments Dental Insurance County-Wide	.00	73.70	39.98	.00	.00	.00	.00
	Services Totals	$0.00	$2,670.94	$2,181.46	$0.00	$0.00	$0.00	$0.00
Sub-Department **437 - KIDS Education Program** Totals		$0.00	$2,670.94	$2,181.46	$0.00	$0.00	$0.00	$0.00

2027 DRAFT GF Submitted Lev Department & Account

Budget Year 2027

G/L Account	Account Description	2024 Actual Amount	2025 Actual Amount	2026 Actual Amount	2026 Estimated Amount	2026 Amended Budget	2027 Submitted Budget	Difference
Fund **001 - General Fund**								
EXPENSE								
Department **850 - Other County-Wide Group Ins**								
Sub-Department **438 - Diagnostic Center**								
Services								
001.850.438.45006	General Fund Health Insurance County-Wide	.00	182,943.34	127,587.75	240,740.00	240,740.00	254,835.00	14,095.00
001.850.438.45016	General Fund Departments Dental Insurance County-Wide	.00	4,311.83	2,710.22	6,406.00	6,406.00	5,875.00	(531.00)
	Services Totals	$0.00	$187,255.17	$130,297.97	$247,146.00	$247,146.00	$260,710.00	$13,564.00
Sub-Department **438 - Diagnostic Center** Totals		$0.00	$187,255.17	$130,297.97	$247,146.00	$247,146.00	$260,710.00	$13,564.00
Sub-Department **440 - Veteran's Court**								
Services								
001.850.440.45006	General Fund Health Insurance County-Wide	.00	16,628.17	12,164.88	18,400.00	18,400.00	25,828.00	7,428.00
001.850.440.45016	General Fund Departments Dental Insurance County-Wide	.00	89.64	388.44	.00	.00	826.00	826.00
	Services Totals	$0.00	$16,717.81	$12,553.32	$18,400.00	$18,400.00	$26,654.00	$8,254.00
Sub-Department **440 - Veteran's Court** Totals		$0.00	$16,717.81	$12,553.32	$18,400.00	$18,400.00	$26,654.00	$8,254.00
Sub-Department **441 - Drug Court**								
Services								
001.850.441.45006	General Fund Health Insurance County-Wide	.00	112,217.51	52,613.71	111,159.00	111,159.00	124,206.00	13,047.00
001.850.441.45016	General Fund Departments Dental Insurance County-Wide	.00	2,661.51	1,336.21	2,700.00	2,700.00	3,048.00	348.00
	Services Totals	$0.00	$114,879.02	$53,949.92	$113,859.00	$113,859.00	$127,254.00	$13,395.00
Sub-Department **441 - Drug Court** Totals		$0.00	$114,879.02	$53,949.92	$113,859.00	$113,859.00	$127,254.00	$13,395.00
Sub-Department **442 - Pre-Trial**								
Services								
001.850.442.45006	General Fund Health Insurance County-Wide	.00	167,050.47	95,823.84	172,499.00	172,499.00	208,631.00	36,132.00
001.850.442.45016	General Fund Departments Dental Insurance County-Wide	.00	4,358.76	2,458.00	4,201.00	4,201.00	5,334.00	1,133.00
	Services Totals	$0.00	$171,409.23	$98,281.84	$176,700.00	$176,700.00	$213,965.00	$37,265.00
Sub-Department **442 - Pre-Trial** Totals		$0.00	$171,409.23	$98,281.84	$176,700.00	$176,700.00	$213,965.00	$37,265.00
Sub-Department **490 - Coroner**								
Services								
001.850.490.45006	General Fund Health Insurance County-Wide	.00	174,333.90	74,970.93	259,245.00	259,245.00	108,344.00	(150,901.00)
001.850.490.45016	General Fund Departments Dental Insurance County-Wide	.00	4,979.51	2,433.80	8,008.00	8,008.00	5,087.00	(2,921.00)
	Services Totals	$0.00	$179,313.41	$77,404.73	$267,253.00	$267,253.00	$113,431.00	($153,822.00)
Sub-Department **490 - Coroner** Totals		$0.00	$179,313.41	$77,404.73	$267,253.00	$267,253.00	$113,431.00	($153,822.00)

2027 DRAFT GF Submitted Lev Department & Account

Budget Year 2027

G/L Account	Account Description	2024 Actual Amount	2025 Actual Amount	2026 Actual Amount	2026 Estimated Amount	2026 Amended Budget	2027 Submitted Budget	Difference
Fund **001 - General Fund**								
EXPENSE								
Department **850 - Other County-Wide Group Ins**								
Sub-Department **510 - Emergency Management Services**								
Services								
001.850.510.45006	General Fund Health Insurance County-Wide	.00	51,062.41	27,979.54	55,530.00	55,530.00	39,058.00	(16,472.00)
001.850.510.45016	General Fund Departments Dental Insurance County-Wide	.00	493.64	149.24	552.00	552.00	318.00	(234.00)
	Services Totals	$0.00	$51,556.05	$28,128.78	$56,082.00	$56,082.00	$39,376.00	($16,706.00)
Sub-Department **510 - Emergency Management Services** Totals		$0.00	$51,556.05	$28,128.78	$56,082.00	$56,082.00	$39,376.00	($16,706.00)
Sub-Department **670 - Environmental Management**								
Services								
001.850.670.45006	General Fund Health Insurance County-Wide	.00	.00	.00	139,067.00	139,067.00	146,975.00	7,908.00
001.850.670.45016	General Fund Departments Dental Insurance County-Wide	.00	.00	.00	2,982.00	2,982.00	3,074.00	92.00
	Services Totals	$0.00	$0.00	$0.00	$142,049.00	$142,049.00	$150,049.00	$8,000.00
Sub-Department **670 - Environmental Management** Totals		$0.00	$0.00	$0.00	$142,049.00	$142,049.00	$150,049.00	$8,000.00
Sub-Department **690 - County Development**								
Services								
001.850.690.45006	General Fund Health Insurance County-Wide	.00	257,140.75	118,070.62	247,902.00	247,902.00	189,265.00	(58,637.00)
001.850.690.45016	General Fund Departments Dental Insurance County-Wide	.00	5,781.07	2,588.70	6,674.00	6,674.00	5,560.00	(1,114.00)
	Services Totals	$0.00	$262,921.82	$120,659.32	$254,576.00	$254,576.00	$194,825.00	($59,751.00)
Sub-Department **690 - County Development** Totals		$0.00	$262,921.82	$120,659.32	$254,576.00	$254,576.00	$194,825.00	($59,751.00)
Sub-Department **692 - Water Resources & Subdivisions**								
Services								
001.850.692.45006	General Fund Health Insurance County-Wide	.00	143,297.05	70,734.69	.00	.00	.00	.00
001.850.692.45016	General Fund Departments Dental Insurance County-Wide	.00	3,142.80	1,489.48	.00	.00	.00	.00
	Services Totals	$0.00	$146,439.85	$72,224.17	$0.00	$0.00	$0.00	$0.00
Sub-Department **692 - Water Resources & Subdivisions** Totals		$0.00	$146,439.85	$72,224.17	$0.00	$0.00	$0.00	$0.00
Sub-Department **693 - Electrical Aggregation**								
Services								
001.850.693.45006	General Fund Health Insurance County-Wide	.00	8,253.66	4,484.22	.00	.00	.00	.00

2027 DRAFT GF Submitted Lev Department & Account

Budget Year 2027

G/L Account	Account Description	2024 Actual Amount	2025 Actual Amount	2026 Actual Amount	2026 Estimated Amount	2026 Amended Budget	2027 Submitted Budget	Difference
Fund **001 - General Fund**								
EXPENSE								
Department **850 - Other County-Wide Group Ins**								
Sub-Department **693 - Electrical Aggregation**								
Services								
001.850.693.45016	General Fund Departments Dental Insurance County-Wide	.00	243.84	132.07	.00	.00	.00	.00
	Services Totals	$0.00	$8,497.50	$4,616.29	$0.00	$0.00	$0.00	$0.00
Sub-Department **693 - Electrical Aggregation** Totals		$0.00	$8,497.50	$4,616.29	$0.00	$0.00	$0.00	$0.00
Department **850 - Other County-Wide Group Ins** Totals		$0.00	$14,569,827.75	$8,070,205.52	$15,327,644.00	$15,302,644.00	$17,213,380.00	$1,910,736.00
	EXPENSE TOTALS	$124,099,469.96	$138,319,196.98	$69,738,595.77	$124,111,607.00	$130,223,675.00	$131,618,193.00	$1,394,518.00
Fund **001 - General Fund** Totals								
	REVENUE TOTALS	$115,051,304.91	$120,693,877.71	$60,444,424.66	$124,600,247.00	$130,223,675.00	$131,618,193.00	$1,394,518.00
	EXPENSE TOTALS	$124,099,469.96	$138,319,196.98	$69,738,595.77	$124,111,607.00	$130,223,675.00	$131,618,193.00	$1,394,518.00
Fund **001 - General Fund** Totals		($9,048,165.05)	($17,625,319.27)	($9,294,171.11)	$488,640.00	$0.00	$0.00	$0.00
	Net Grand Totals							
	REVENUE GRAND TOTALS	$115,051,304.91	$120,693,877.71	$60,444,424.66	$124,600,247.00	$130,223,675.00	$131,618,193.00	$1,394,518.00
	EXPENSE GRAND TOTALS	$124,099,469.96	$138,319,196.98	$69,738,595.77	$124,111,607.00	$130,223,675.00	$131,618,193.00	$1,394,518.00
	Net Grand Totals	($9,048,165.05)	($17,625,319.27)	($9,294,171.11)	$488,640.00	$0.00	$0.00	$0.00

2027 SUMMARY DRAFT SRF Submitted Level Department & Account

Budget Year 2027

G/L Account	Account Description	2024 Actual Amount	2025 Actual Amount	2026 Actual Amount	2026 Estimated Amount	2026 Amended Budget	2027 Submitted Budget	Difference
Fund **010 - Insurance Liability**								
REVENUE								
Department **000 - General Government Revenue**								
Sub-Department **000 - Revenues**								
Property Taxes								
010.000.000.30000	Property Taxes	6,400,065.00	6,398,702.00	3,164,572.78	6,411,918.00	6,411,918.00	6,411,918.00	.00
010.000.000.30005	Property Tax Revenue Recapture	22,341.92	15,740.92	.00	.00	.00	.00	.00
	Property Taxes Totals	$6,422,406.92	$6,414,442.92	$3,164,572.78	$6,411,918.00	$6,411,918.00	$6,411,918.00	$0.00
Other Taxes								
010.000.000.30170	TIF Distribution Tax	4,477.14	8,150.97	.00	.00	.00	.00	.00
	Other Taxes Totals	$4,477.14	$8,150.97	$0.00	$0.00	$0.00	$0.00	$0.00
Charges for Services								
010.000.000.35900	Miscellaneous Fees	3,864.33	.00	.00	.00	.00	.00	.00
	Charges for Services Totals	$3,864.33	$0.00	$0.00	$0.00	$0.00	$0.00	$0.00
Reimbursements								
010.000.000.37900	Miscellaneous Reimbursement	793,447.69	501,921.73	1,102,225.72	1,200,000.00	49,774.00	49,774.00	.00
	Reimbursements Totals	$793,447.69	$501,921.73	$1,102,225.72	$1,200,000.00	$49,774.00	$49,774.00	$0.00
Interest Revenue								
010.000.000.38000	Investment Income	500,341.20	545,882.66	122,229.60	232,320.00	232,320.00	281,089.00	48,769.00
	Interest Revenue Totals	$500,341.20	$545,882.66	$122,229.60	$232,320.00	$232,320.00	$281,089.00	$48,769.00
Other								
010.000.000.39900	Fund Balance Utilization	.00	.00	.00	.00	1,378,652.00	1,369,492.00	(9,160.00)
	Other Totals	$0.00	$0.00	$0.00	$0.00	$1,378,652.00	$1,369,492.00	($9,160.00)
Transfers In								
010.000.000.39300	Transfer from County Highway Fund 300	100,000.00	.00	.00	.00	.00	.00	.00
	Transfers In Totals	$100,000.00	$0.00	$0.00	$0.00	$0.00	$0.00	$0.00
Insurance Recovery								
010.000.000.38905	Insurance Recovery	.00	.00	349,561.48	500,000.00	180,000.00	180,000.00	.00
	Insurance Recovery Totals	$0.00	$0.00	$349,561.48	$500,000.00	$180,000.00	$180,000.00	$0.00
	Sub-Department **000 - Revenues** Totals	$7,824,537.28	$7,470,398.28	$4,738,589.58	$8,344,238.00	$8,252,664.00	$8,292,273.00	$39,609.00
Department **000 - General Government Revenue** Totals		$7,824,537.28	$7,470,398.28	$4,738,589.58	$8,344,238.00	$8,252,664.00	$8,292,273.00	$39,609.00
Department **300 - State's Attorney**								
Sub-Department **000 - Revenues**								
Transfers In								
010.300.000.39300	Transfer from County Highway Fund 300	.00	125,000.00	130,000.00	130,000.00	130,000.00	140,000.00	10,000.00
	Transfers In Totals	$0.00	$125,000.00	$130,000.00	$130,000.00	$130,000.00	$140,000.00	$10,000.00
	Sub-Department **000 - Revenues** Totals	$0.00	$125,000.00	$130,000.00	$130,000.00	$130,000.00	$140,000.00	$10,000.00
	Department **300 - State's Attorney** Totals	$0.00	$125,000.00	$130,000.00	$130,000.00	$130,000.00	$140,000.00	$10,000.00
	REVENUE TOTALS	$7,824,537.28	$7,595,398.28	$4,868,589.58	$8,474,238.00	$8,382,664.00	$8,432,273.00	$49,609.00

2027 SUMMARY DRAFT SRF Submitted Level Department & Account

Budget Year 2027

G/L Account	Account Description	2024 Actual Amount	2025 Actual Amount	2026 Actual Amount	2026 Estimated Amount	2026 Amended Budget	2027 Submitted Budget	Difference
Fund	**010 - Insurance Liability**							
EXPENSE								
Department	**120 - Human Resource Management**							
Sub-Department	**130 - Insurance Liability- HRM**							
Services								
010.120.130.53011	Worker's Compensation Claims	.00	.00	134,011.61	1,874,999.00	1,874,999.00	1,874,999.00	.00
	Services Totals	$0.00	$0.00	$134,011.61	$1,874,999.00	$1,874,999.00	$1,874,999.00	$0.00
Personnel Services- Salaries & Wages								
010.120.130.40000	Salaries and Wages	171,310.43	249,010.79	142,286.51	275,388.00	275,388.00	282,233.00	6,845.00
	Personnel Services- Salaries & Wages Totals	$171,310.43	$249,010.79	$142,286.51	$275,388.00	$275,388.00	$282,233.00	$6,845.00
Personnel Services- Employee Benefits								
010.120.130.45000	Healthcare Contribution	21,218.63	44,227.96	27,427.47	44,150.00	44,150.00	47,657.00	3,507.00
010.120.130.45010	Dental Contribution	1,026.59	1,302.92	946.14	1,220.00	1,220.00	1,749.00	529.00
010.120.130.45100	FICA/SS Contribution	12,514.98	18,146.17	10,366.43	21,072.00	21,072.00	21,598.00	526.00
010.120.130.45200	IMRF Contribution	7,516.31	12,923.03	8,809.42	16,109.00	16,109.00	15,525.00	(584.00)
010.120.130.53010	Workers Compensation	1,922,479.83	1,236,121.40	292,905.96	4,628.00	4,628.00	5,140.00	512.00
	Personnel Services- Employee Benefits Totals	$1,964,756.34	$1,312,721.48	$340,455.42	$87,179.00	$87,179.00	$91,669.00	$4,490.00
Contractual Services								
010.120.130.50000	Project Administration Services	79,431.89	53,770.00	112,739.45	135,500.00	135,500.00	137,500.00	2,000.00
010.120.130.50150	Contractual/Consulting Services	1,093.75	.00	1,881.25	5,000.00	185,000.00	5,000.00	(180,000.00)
010.120.130.53000	Liability Insurance	3,140,822.79	2,305,584.28	1,569,507.71	2,837,940.00	2,837,940.00	2,837,940.00	.00
010.120.130.53020	Unemployment Claims	77,755.73	80,759.04	107,542.00	80,000.00	80,000.00	120,000.00	40,000.00
010.120.130.53130	General Association Dues	.00	264.00	299.00	1,200.00	1,200.00	1,200.00	.00
	Contractual Services Totals	$3,299,104.16	$2,440,377.32	$1,791,969.41	$3,059,640.00	$3,239,640.00	$3,101,640.00	($138,000.00)
Contingency and Other								
010.120.130.89000	Addition to Fund Balance	.00	.00	.00	.00	.00	39,855.00	39,855.00
	Contingency and Other Totals	$0.00	$0.00	$0.00	$0.00	$0.00	$39,855.00	$39,855.00
Transfers Out								
010.120.130.99001	Transfer to General Fund 001	3,981.00	4,935.00	4,935.00	4,935.00	4,935.00	2,057.00	(2,878.00)
	Transfers Out Totals	$3,981.00	$4,935.00	$4,935.00	$4,935.00	$4,935.00	$2,057.00	($2,878.00)
Sub-Department	**130 - Insurance Liability- HRM** Totals	$5,439,151.93	$4,007,044.59	$2,413,657.95	$5,302,141.00	$5,482,141.00	$5,392,453.00	($89,688.00)
Department	**120 - Human Resource Management** Totals	$5,439,151.93	$4,007,044.59	$2,413,657.95	$5,302,141.00	$5,482,141.00	$5,392,453.00	($89,688.00)
Department	**300 - State's Attorney**							
Sub-Department	**320 - Insurance Liability- SAO**							
Personnel Services- Salaries & Wages								
010.300.320.40000	Salaries and Wages	1,622,758.67	1,636,578.54	915,847.37	1,740,799.00	1,762,150.00	1,799,784.00	37,634.00
	Personnel Services- Salaries & Wages Totals	$1,622,758.67	$1,636,578.54	$915,847.37	$1,740,799.00	$1,762,150.00	$1,799,784.00	$37,634.00

2027 SUMMARY DRAFT SRF Submitted Level Department & Account

Budget Year 2027

G/L Account	Account Description	2024 Actual Amount	2025 Actual Amount	2026 Actual Amount	2026 Estimated Amount	2026 Amended Budget	2027 Submitted Budget	Difference
Fund	**010 - Insurance Liability**							
EXPENSE								
Department	**300 - State's Attorney**							
Sub-Department	**320 - Insurance Liability- SAO**							
Personnel Services- Employee Benefits								
010.300.320.45000	Healthcare Contribution	300,491.99	309,411.98	165,696.81	310,990.00	319,164.00	277,805.00	(41,359.00)
010.300.320.45010	Dental Contribution	6,557.30	6,898.36	3,967.13	7,410.00	7,499.00	7,499.00	.00
010.300.320.45100	FICA/SS Contribution	117,874.83	119,678.92	66,769.15	130,862.00	133,468.00	135,981.00	2,513.00
010.300.320.45200	IMRF Contribution	70,895.45	87,524.57	56,581.68	111,374.00	115,252.00	98,219.00	(17,033.00)
010.300.320.53010	Workers Compensation	33,935.00	29,252.00	30,493.00	30,493.00	30,493.00	32,762.00	2,269.00
	Personnel Services- Employee Benefits Totals	$529,754.57	$552,765.83	$323,507.77	$591,129.00	$605,876.00	$552,266.00	($53,610.00)
Contractual Services								
010.300.320.50150	Contractual/Consulting Services	3,000.00	.00	.00	.00	.00	.00	.00
010.300.320.50160	Legal Services	435,213.89	493,863.59	132,925.95	368,505.00	350,000.00	500,000.00	150,000.00
010.300.320.50240	Trials and Costs of Hearing	6,389.60	1,771.51	348.50	93.00	12,500.00	15,000.00	2,500.00
010.300.320.50250	Legal Trial Notices	6,146.09	6,979.55	1,600.02	4,710.00	10,000.00	8,000.00	(2,000.00)
010.300.320.50260	Witness Costs	2,898.00	11,622.00	.00	.00	13,000.00	13,000.00	.00
010.300.320.50270	Court Reporter Costs	20,129.90	6,081.10	3,445.60	8,972.00	10,000.00	10,000.00	.00
010.300.320.50290	Investigations	200.00	.00	.00	.00	.00	.00	.00
010.300.320.52140	Repairs and Maint- Copiers	4,450.57	4,180.32	2,071.45	5,260.00	4,500.00	5,000.00	500.00
010.300.320.53000	Liability Insurance	49,316.00	64,648.00	61,328.00	61,328.00	61,328.00	61,328.00	.00
010.300.320.53020	Unemployment Claims	794.00	876.00	987.00	987.00	987.00	987.00	.00
010.300.320.53100	Conferences and Meetings	351.45	257.86	551.01	224.00	6,000.00	2,500.00	(3,500.00)
010.300.320.53110	Employee Training	10,008.74	7,965.35	2,289.00	2,289.00	9,000.00	10,000.00	1,000.00
010.300.320.53120	Employee Mileage Expense	.00	192.50	.00	.00	.00	200.00	200.00
010.300.320.53130	General Association Dues	5,775.00	10,660.00	4,930.50	10,513.00	10,513.00	11,372.00	859.00
	Contractual Services Totals	$544,673.24	$609,097.78	$210,477.03	$462,881.00	$487,828.00	$637,387.00	$149,559.00
Commodities								
010.300.320.60000	Office Supplies	3,459.33	2,552.39	616.68	1,850.00	6,000.00	5,000.00	(1,000.00)
010.300.320.60050	Books and Subscriptions	1,032.43	375.00	101.95	306.00	2,000.00	2,000.00	.00
010.300.320.60060	Computer Software- Non Capital	11,434.50	39,288.84	21,724.15	33,500.00	33,500.00	36,800.00	3,300.00
	Commodities Totals	$15,926.26	$42,216.23	$22,442.78	$35,656.00	$41,500.00	$43,800.00	$2,300.00
Capital								
010.300.320.70100	Copiers	.00	.00	332.00	.00	.00	.00	.00
	Capital Totals	$0.00	$0.00	$332.00	$0.00	$0.00	$0.00	$0.00
Transfers Out								
010.300.320.99001	Transfer to General Fund 001	.00	.00	3,169.00	3,169.00	3,169.00	6,583.00	3,414.00
	Transfers Out Totals	$0.00	$0.00	$3,169.00	$3,169.00	$3,169.00	$6,583.00	$3,414.00
Sub-Department	**320 - Insurance Liability- SAO** Totals	$2,713,112.74	$2,840,658.38	$1,475,775.95	$2,833,634.00	$2,900,523.00	$3,039,820.00	$139,297.00

2027 SUMMARY DRAFT SRF Submitted Level Department & Account

Budget Year 2027

G/L Account	Account Description	2024 Actual Amount	2025 Actual Amount	2026 Actual Amount	2026 Estimated Amount	2026 Amended Budget	2027 Submitted Budget	Difference
Fund	**010 - Insurance Liability**							
EXPENSE								
	Department **300 - State's Attorney** Totals	$2,713,112.74	$2,840,658.38	$1,475,775.95	$2,833,634.00	$2,900,523.00	$3,039,820.00	$139,297.00
	EXPENSE TOTALS	$8,152,264.67	$6,847,702.97	$3,889,433.90	$8,135,775.00	$8,382,664.00	$8,432,273.00	$49,609.00
	Fund **010 - Insurance Liability** Totals							
	REVENUE TOTALS	$7,824,537.28	$7,595,398.28	$4,868,589.58	$8,474,238.00	$8,382,664.00	$8,432,273.00	$49,609.00
	EXPENSE TOTALS	$8,152,264.67	$6,847,702.97	$3,889,433.90	$8,135,775.00	$8,382,664.00	$8,432,273.00	$49,609.00
	Fund **010 - Insurance Liability** Totals	($327,727.39)	$747,695.31	$979,155.68	$338,463.00	$0.00	$0.00	$0.00
Fund	**020 - The Stipend Fund**							
REVENUE								
Department	**140 - County Auditor**							
Sub-Department	**000 - Revenues**							
Reimbursements								
020.140.000.37115	State Stipend Certain EO and DH	6,500.00	6,500.00	6,500.00	6,500.00	6,500.00	6,500.00	.00
	Reimbursements Totals	$6,500.00	$6,500.00	$6,500.00	$6,500.00	$6,500.00	$6,500.00	$0.00
	Sub-Department **000 - Revenues** Totals	$6,500.00	$6,500.00	$6,500.00	$6,500.00	$6,500.00	$6,500.00	$0.00
	Department **140 - County Auditor** Totals	$6,500.00	$6,500.00	$6,500.00	$6,500.00	$6,500.00	$6,500.00	$0.00
Department	**150 - Treasurer/Collector**							
Sub-Department	**000 - Revenues**							
Reimbursements								
020.150.000.37115	State Stipend Certain EO and DH	6,500.00	6,500.00	6,500.00	6,500.00	6,500.00	6,500.00	.00
	Reimbursements Totals	$6,500.00	$6,500.00	$6,500.00	$6,500.00	$6,500.00	$6,500.00	$0.00
	Sub-Department **000 - Revenues** Totals	$6,500.00	$6,500.00	$6,500.00	$6,500.00	$6,500.00	$6,500.00	$0.00
	Department **150 - Treasurer/Collector** Totals	$6,500.00	$6,500.00	$6,500.00	$6,500.00	$6,500.00	$6,500.00	$0.00
Department	**170 - Supervisor of Assessments**							
Sub-Department	**000 - Revenues**							
Reimbursements								
020.170.000.37115	State Stipend Certain EO and DH	3,000.00	3,000.00	3,000.00	3,000.00	3,000.00	3,000.00	.00
	Reimbursements Totals	$3,000.00	$3,000.00	$3,000.00	$3,000.00	$3,000.00	$3,000.00	$0.00
	Sub-Department **000 - Revenues** Totals	$3,000.00	$3,000.00	$3,000.00	$3,000.00	$3,000.00	$3,000.00	$0.00
	Department **170 - Supervisor of Assessments** Totals	$3,000.00	$3,000.00	$3,000.00	$3,000.00	$3,000.00	$3,000.00	$0.00
Department	**190 - County Clerk**							
Sub-Department	**000 - Revenues**							
Reimbursements								
020.190.000.37115	State Stipend Certain EO and DH	.00	7,289.75	.00	6,500.00	6,500.00	6,500.00	.00
	Reimbursements Totals	$0.00	$7,289.75	$0.00	$6,500.00	$6,500.00	$6,500.00	$0.00
	Sub-Department **000 - Revenues** Totals	$0.00	$7,289.75	$0.00	$6,500.00	$6,500.00	$6,500.00	$0.00
	Department **190 - County Clerk** Totals	$0.00	$7,289.75	$0.00	$6,500.00	$6,500.00	$6,500.00	$0.00

2027 SUMMARY DRAFT SRF Submitted Level
Department & Account

Budget Year 2027

G/L Account	Account Description	2024 Actual Amount	2025 Actual Amount	2026 Actual Amount	2026 Estimated Amount	2026 Amended Budget	2027 Submitted Budget	Difference
Fund	**020 - The Stipend Fund**							
REVENUE								
Department	**210 - Recorder**							
Sub-Department	**000 - Revenues**							
Reimbursements								
020.210.000.37115	State Stipend Certain EO and DH	.00	6,500.00	.00	6,500.00	6,500.00	6,500.00	.00
	Reimbursements Totals	$0.00	$6,500.00	$0.00	$6,500.00	$6,500.00	$6,500.00	$0.00
	Sub-Department **000 - Revenues** Totals	$0.00	$6,500.00	$0.00	$6,500.00	$6,500.00	$6,500.00	$0.00
	Department **210 - Recorder** Totals	$0.00	$6,500.00	$0.00	$6,500.00	$6,500.00	$6,500.00	$0.00
Department	**380 - Sheriff**							
Sub-Department	**000 - Revenues**							
Reimbursements								
020.380.000.37115	State Stipend Certain EO and DH	6,500.00	6,500.00	6,500.00	6,500.00	6,500.00	6,500.00	.00
	Reimbursements Totals	$6,500.00	$6,500.00	$6,500.00	$6,500.00	$6,500.00	$6,500.00	$0.00
	Sub-Department **000 - Revenues** Totals	$6,500.00	$6,500.00	$6,500.00	$6,500.00	$6,500.00	$6,500.00	$0.00
	Department **380 - Sheriff** Totals	$6,500.00	$6,500.00	$6,500.00	$6,500.00	$6,500.00	$6,500.00	$0.00
Department	**490 - Coroner**							
Sub-Department	**000 - Revenues**							
Reimbursements								
020.490.000.37115	State Stipend Certain EO and DH	6,500.00	6,500.00	6,500.00	6,500.00	6,500.00	6,500.00	.00
	Reimbursements Totals	$6,500.00	$6,500.00	$6,500.00	$6,500.00	$6,500.00	$6,500.00	$0.00
	Sub-Department **000 - Revenues** Totals	$6,500.00	$6,500.00	$6,500.00	$6,500.00	$6,500.00	$6,500.00	$0.00
	Department **490 - Coroner** Totals	$6,500.00	$6,500.00	$6,500.00	$6,500.00	$6,500.00	$6,500.00	$0.00
	REVENUE TOTALS	$29,000.00	$42,789.75	$29,000.00	$42,000.00	$42,000.00	$42,000.00	$0.00
EXPENSE								
Department	**140 - County Auditor**							
Sub-Department	**140 - County Auditor**							
Services								
020.140.140.45105	FICA/SS Contribution Contra Account	.00	.00	.00	(497.00)	(498.00)	(498.00)	.00
020.140.140.45205	IMRF Contribution Contra Account	.00	.00	.00	.00	(426.00)	(358.00)	68.00
020.140.140.53015	Worker's Comp Contra Account	.00	.00	.00	.00	(113.00)	(119.00)	(6.00)
	Services Totals	$0.00	$0.00	$0.00	($497.00)	($1,037.00)	($975.00)	$62.00
Personnel Services- Salaries & Wages								
020.140.140.40000	Salaries and Wages	6,500.00	6,500.00	6,500.00	6,500.00	6,500.00	6,500.00	.00
	Personnel Services- Salaries & Wages Totals	$6,500.00	$6,500.00	$6,500.00	$6,500.00	$6,500.00	$6,500.00	$0.00
Personnel Services- Employee Benefits								
020.140.140.45100	FICA/SS Contribution	.00	.00	497.25	497.00	498.00	498.00	.00

2027 SUMMARY DRAFT SRF Submitted Level Department & Account

Budget Year 2027

G/L Account	Account Description	2024 Actual Amount	2025 Actual Amount	2026 Actual Amount	2026 Estimated Amount	2026 Amended Budget	2027 Submitted Budget	Difference
Fund	**020 - The Stipend Fund**							
EXPENSE								
Department	**140 - County Auditor**							
Sub-Department	**140 - County Auditor**							
Personnel Services- Employee Benefits								
020.140.140.45200	IMRF Contribution	.00	.00	.00	.00	426.00	358.00	(68.00)
020.140.140.53010	Workers Compensation	.00	.00	.00	.00	113.00	119.00	6.00
	Personnel Services- Employee Benefits Totals	$0.00	$0.00	$497.25	$497.00	$1,037.00	$975.00	($62.00)
Sub-Department	**140 - County Auditor** Totals	$6,500.00	$6,500.00	$6,997.25	$6,500.00	$6,500.00	$6,500.00	$0.00
Department	**140 - County Auditor** Totals	$6,500.00	$6,500.00	$6,997.25	$6,500.00	$6,500.00	$6,500.00	$0.00
Department	**150 - Treasurer/Collector**							
Sub-Department	**150 - Treasurer/Collector**							
Services								
020.150.150.45105	FICA/SS Contribution Contra Account	.00	.00	.00	(498.00)	(498.00)	(498.00)	.00
020.150.150.53015	Worker's Comp Contra Account	.00	.00	.00	(113.00)	(113.00)	(119.00)	(6.00)
	Services Totals	$0.00	$0.00	$0.00	($611.00)	($611.00)	($617.00)	($6.00)
Personnel Services- Salaries & Wages								
020.150.150.40000	Salaries and Wages	6,500.00	6,500.00	6,500.00	6,500.00	6,500.00	6,500.00	.00
	Personnel Services- Salaries & Wages Totals	$6,500.00	$6,500.00	$6,500.00	$6,500.00	$6,500.00	$6,500.00	$0.00
Personnel Services- Employee Benefits								
020.150.150.45100	FICA/SS Contribution	.00	.00	497.25	498.00	498.00	498.00	.00
020.150.150.53010	Workers Compensation	.00	.00	.00	113.00	113.00	119.00	6.00
	Personnel Services- Employee Benefits Totals	$0.00	$0.00	$497.25	$611.00	$611.00	$617.00	$6.00
Sub-Department	**150 - Treasurer/Collector** Totals	$6,500.00	$6,500.00	$6,997.25	$6,500.00	$6,500.00	$6,500.00	$0.00
Department	**150 - Treasurer/Collector** Totals	$6,500.00	$6,500.00	$6,997.25	$6,500.00	$6,500.00	$6,500.00	$0.00
Department	**170 - Supervisor of Assessments**							
Sub-Department	**170 - Supervisor of Assessments**							
Services								
020.170.170.45105	FICA/SS Contribution Contra Account	.00	.00	.00	(229.00)	(230.00)	(230.00)	.00
020.170.170.45205	IMRF Contribution Contra Account	.00	.00	.00	.00	(197.00)	(166.00)	31.00
020.170.170.53015	Worker's Comp Contra Account	.00	.00	.00	.00	(52.00)	(55.00)	(3.00)
	Services Totals	$0.00	$0.00	$0.00	($229.00)	($479.00)	($451.00)	$28.00

2027 SUMMARY DRAFT SRF Submitted Level Department & Account

Budget Year 2027

G/L Account	Account Description	2024 Actual Amount	2025 Actual Amount	2026 Actual Amount	2026 Estimated Amount	2026 Amended Budget	2027 Submitted Budget	Difference
Fund	**020 - The Stipend Fund**							
EXPENSE								
Department	**170 - Supervisor of Assessments**							
Sub-Department	**170 - Supervisor of Assessments**							
Personnel Services- Salaries & Wages								
020.170.170.40000	Salaries and Wages	3,000.00	3,000.00	3,000.00	3,000.00	3,000.00	3,000.00	.00
	Personnel Services- Salaries & Wages Totals	$3,000.00	$3,000.00	$3,000.00	$3,000.00	$3,000.00	$3,000.00	$0.00
Personnel Services- Employee Benefits								
020.170.170.45100	FICA/SS Contribution	.00	.00	229.50	229.00	230.00	230.00	.00
020.170.170.45200	IMRF Contribution	.00	.00	.00	.00	197.00	166.00	(31.00)
020.170.170.53010	Workers Compensation	.00	.00	.00	.00	52.00	55.00	3.00
	Personnel Services- Employee Benefits Totals	$0.00	$0.00	$229.50	$229.00	$479.00	$451.00	($28.00)
Sub-Department	**170 - Supervisor of Assessments** Totals	$3,000.00	$3,000.00	$3,229.50	$3,000.00	$3,000.00	$3,000.00	$0.00
Department	**170 - Supervisor of Assessments** Totals	$3,000.00	$3,000.00	$3,229.50	$3,000.00	$3,000.00	$3,000.00	$0.00
Department	**190 - County Clerk**							
Sub-Department	**190 - County Clerk**							
Services								
020.190.190.45105	FICA/SS Contribution Contra Account	.00	.00	.00	.00	(498.00)	(498.00)	.00
020.190.190.45205	IMRF Contribution Contra Account	.00	.00	.00	.00	(426.00)	(358.00)	68.00
020.190.190.53015	Worker's Comp Contra Account	.00	.00	.00	.00	(113.00)	(119.00)	(6.00)
	Services Totals	$0.00	$0.00	$0.00	$0.00	($1,037.00)	($975.00)	$62.00
Personnel Services- Salaries & Wages								
020.190.190.40000	Salaries and Wages	.00	6,500.00	.00	6,500.00	6,500.00	6,500.00	.00
	Personnel Services- Salaries & Wages Totals	$0.00	$6,500.00	$0.00	$6,500.00	$6,500.00	$6,500.00	$0.00
Personnel Services- Employee Benefits								
020.190.190.45100	FICA/SS Contribution	.00	.00	.00	.00	498.00	498.00	.00
020.190.190.45200	IMRF Contribution	.00	.00	.00	.00	426.00	358.00	(68.00)
020.190.190.53010	Workers Compensation	.00	.00	.00	.00	113.00	119.00	6.00
	Personnel Services- Employee Benefits Totals	$0.00	$0.00	$0.00	$0.00	$1,037.00	$975.00	($62.00)
Sub-Department	**190 - County Clerk** Totals	$0.00	$6,500.00	$0.00	$6,500.00	$6,500.00	$6,500.00	$0.00
Department	**190 - County Clerk** Totals	$0.00	$6,500.00	$0.00	$6,500.00	$6,500.00	$6,500.00	$0.00

2027 SUMMARY DRAFT SRF Submitted Level Department & Account

Budget Year 2027

G/L Account	Account Description	2024 Actual Amount	2025 Actual Amount	2026 Actual Amount	2026 Estimated Amount	2026 Amended Budget	2027 Submitted Budget	Difference
Fund **020 - The Stipend Fund**								
EXPENSE								
Department **210 - Recorder**								
Sub-Department **210 - Recorder**								
Services								
020.210.210.45105	FICA/SS Contribution Contra Account	.00	.00	.00	.00	(498.00)	(498.00)	.00
020.210.210.45205	IMRF Contribution Contra Account	.00	.00	.00	.00	(426.00)	(358.00)	68.00
020.210.210.53015	Worker's Comp Contra Account	.00	.00	.00	.00	(113.00)	(119.00)	(6.00)
	Services Totals	$0.00	$0.00	$0.00	$0.00	($1,037.00)	($975.00)	$62.00
Personnel Services- Salaries & Wages								
020.210.210.40000	Salaries and Wages	.00	6,500.00	.00	6,500.00	6,500.00	6,500.00	.00
	Personnel Services- Salaries & Wages Totals	$0.00	$6,500.00	$0.00	$6,500.00	$6,500.00	$6,500.00	$0.00
Personnel Services- Employee Benefits								
020.210.210.45100	FICA/SS Contribution	.00	.00	.00	.00	498.00	498.00	.00
020.210.210.45200	IMRF Contribution	.00	.00	.00	.00	426.00	358.00	(68.00)
020.210.210.53010	Workers Compensation	.00	.00	.00	.00	113.00	119.00	6.00
	Personnel Services- Employee Benefits Totals	$0.00	$0.00	$0.00	$0.00	$1,037.00	$975.00	($62.00)
	Sub-Department **210 - Recorder** Totals	$0.00	$6,500.00	$0.00	$6,500.00	$6,500.00	$6,500.00	$0.00
	Department **210 - Recorder** Totals	$0.00	$6,500.00	$0.00	$6,500.00	$6,500.00	$6,500.00	$0.00
Department **380 - Sheriff**								
Sub-Department **380 - Sheriff**								
Services								
020.380.380.45105	FICA/SS Contribution Contra Account	.00	.00	.00	.00	(498.00)	(498.00)	.00
020.380.380.45215	SLEP Contribution Contra Account	.00	.00	.00	.00	(1,224.00)	(1,070.00)	154.00
020.380.380.53015	Worker's Comp Contra Account	.00	.00	.00	.00	(113.00)	(119.00)	(6.00)
	Services Totals	$0.00	$0.00	$0.00	$0.00	($1,835.00)	($1,687.00)	$148.00
Personnel Services- Salaries & Wages								
020.380.380.40000	Salaries and Wages	.00	.00	.00	.00	6,500.00	6,500.00	.00
	Personnel Services- Salaries & Wages Totals	$0.00	$0.00	$0.00	$0.00	$6,500.00	$6,500.00	$0.00
Personnel Services- Employee Benefits								
020.380.380.45100	FICA/SS Contribution	.00	.00	.00	.00	498.00	498.00	.00
020.380.380.45210	SLEP Contribution	.00	.00	.00	.00	1,224.00	1,070.00	(154.00)
020.380.380.53010	Workers Compensation	.00	.00	.00	.00	113.00	119.00	6.00
	Personnel Services- Employee Benefits Totals	$0.00	$0.00	$0.00	$0.00	$1,835.00	$1,687.00	($148.00)
	Sub-Department **380 - Sheriff** Totals	$0.00	$0.00	$0.00	$0.00	$6,500.00	$6,500.00	$0.00

2027 SUMMARY DRAFT SRF Submitted Level Department & Account

Budget Year 2027

G/L Account	Account Description	2024 Actual Amount	2025 Actual Amount	2026 Actual Amount	2026 Estimated Amount	2026 Amended Budget	2027 Submitted Budget	Difference
Fund	**020 - The Stipend Fund**							
EXPENSE								
Department	**380 - Sheriff**							
Sub-Department	**382 - Adult Corrections**							
Services								
020.380.382.45105	FICA/SS Contribution Contra Account	.00	.00	.00	(497.00)	.00	.00	.00
	Services Totals	$0.00	$0.00	$0.00	($497.00)	$0.00	$0.00	$0.00
Personnel Services- Salaries & Wages								
020.380.382.40000	Salaries and Wages	6,500.00	6,500.00	6,500.00	6,500.00	.00	.00	.00
	Personnel Services- Salaries & Wages Totals	$6,500.00	$6,500.00	$6,500.00	$6,500.00	$0.00	$0.00	$0.00
Personnel Services- Employee Benefits								
020.380.382.45100	FICA/SS Contribution	.00	.00	497.25	497.00	.00	.00	.00
	Personnel Services- Employee Benefits Totals	$0.00	$0.00	$497.25	$497.00	$0.00	$0.00	$0.00
	Sub-Department **382 - Adult Corrections** Totals	$6,500.00	$6,500.00	$6,997.25	$6,500.00	$0.00	$0.00	$0.00
	Department **380 - Sheriff** Totals	$6,500.00	$6,500.00	$6,997.25	$6,500.00	$6,500.00	$6,500.00	$0.00
Department	**490 - Coroner**							
Sub-Department	**490 - Coroner**							
Services								
020.490.490.45105	FICA/SS Contribution Contra Account	.00	.00	.00	.00	(498.00)	(498.00)	.00
020.490.490.45205	IMRF Contribution Contra Account	.00	.00	.00	.00	(426.00)	(358.00)	68.00
020.490.490.53015	Worker's Comp Contra Account	.00	.00	.00	.00	(113.00)	(119.00)	(6.00)
	Services Totals	$0.00	$0.00	$0.00	$0.00	($1,037.00)	($975.00)	$62.00
Personnel Services- Salaries & Wages								
020.490.490.40000	Salaries and Wages	6,500.00	6,500.00	6,500.00	6,500.00	6,500.00	6,500.00	.00
	Personnel Services- Salaries & Wages Totals	$6,500.00	$6,500.00	$6,500.00	$6,500.00	$6,500.00	$6,500.00	$0.00
Personnel Services- Employee Benefits								
020.490.490.45100	FICA/SS Contribution	.00	.00	.00	.00	498.00	498.00	.00
020.490.490.45200	IMRF Contribution	.00	.00	.00	.00	426.00	358.00	(68.00)
020.490.490.53010	Workers Compensation	.00	.00	.00	.00	113.00	119.00	6.00
	Personnel Services- Employee Benefits Totals	$0.00	$0.00	$0.00	$0.00	$1,037.00	$975.00	($62.00)
	Sub-Department **490 - Coroner** Totals	$6,500.00	$6,500.00	$6,500.00	$6,500.00	$6,500.00	$6,500.00	$0.00
	Department **490 - Coroner** Totals	$6,500.00	$6,500.00	$6,500.00	$6,500.00	$6,500.00	$6,500.00	$0.00
	EXPENSE TOTALS	$29,000.00	$42,000.00	$30,721.25	$42,000.00	$42,000.00	$42,000.00	$0.00
	Fund **020 - The Stipend Fund** Totals							
	REVENUE TOTALS	$29,000.00	$42,789.75	$29,000.00	$42,000.00	$42,000.00	$42,000.00	$0.00
	EXPENSE TOTALS	$29,000.00	$42,000.00	$30,721.25	$42,000.00	$42,000.00	$42,000.00	$0.00
	Fund **020 - The Stipend Fund** Totals	$0.00	$789.75	($1,721.25)	$0.00	$0.00	$0.00	$0.00

2027 SUMMARY DRAFT SRF Submitted Level Department & Account

Budget Year 2027

G/L Account	Account Description	2024 Actual Amount	2025 Actual Amount	2026 Actual Amount	2026 Estimated Amount	2026 Amended Budget	2027 Submitted Budget	Difference
Fund	**100 - County Automation**							
REVENUE								
Department	**800 - Other- Countywide Expenses**							
Sub-Department	**000 - Revenues**							
Charges for Services								
100.800.000.34150	Recording Fees	3,861.75	3,523.00	1,761.50	6,775.00	6,775.00	6,775.00	.00
	Charges for Services Totals	$3,861.75	$3,523.00	$1,761.50	$6,775.00	$6,775.00	$6,775.00	$0.00
Interest Revenue								
100.800.000.38000	Investment Income	4,727.96	5,190.15	1,617.31	2,119.00	2,119.00	2,564.00	445.00
	Interest Revenue Totals	$4,727.96	$5,190.15	$1,617.31	$2,119.00	$2,119.00	$2,564.00	$445.00
Sub-Department	**000 - Revenues** Totals	$8,589.71	$8,713.15	$3,378.81	$8,894.00	$8,894.00	$9,339.00	$445.00
Department	**800 - Other- Countywide Expenses** Totals	$8,589.71	$8,713.15	$3,378.81	$8,894.00	$8,894.00	$9,339.00	$445.00
	REVENUE TOTALS	$8,589.71	$8,713.15	$3,378.81	$8,894.00	$8,894.00	$9,339.00	$445.00
EXPENSE								
Department	**800 - Other- Countywide Expenses**							
Sub-Department	**804 - County Automation**							
Contractual Services								
100.800.804.52130	Repairs and Maint- Computers	.00	.00	.00	8,894.00	8,894.00	8,894.00	.00
	Contractual Services Totals	$0.00	$0.00	$0.00	$8,894.00	$8,894.00	$8,894.00	$0.00
Contingency and Other								
100.800.804.89000	Addition to Fund Balance	.00	.00	.00	.00	.00	445.00	445.00
	Contingency and Other Totals	$0.00	$0.00	$0.00	$0.00	$0.00	$445.00	$445.00
Sub-Department	**804 - County Automation** Totals	$0.00	$0.00	$0.00	$8,894.00	$8,894.00	$9,339.00	$445.00
Department	**800 - Other- Countywide Expenses** Totals	$0.00	$0.00	$0.00	$8,894.00	$8,894.00	$9,339.00	$445.00
	EXPENSE TOTALS	$0.00	$0.00	$0.00	$8,894.00	$8,894.00	$9,339.00	$445.00
Fund	**100 - County Automation** Totals							
	REVENUE TOTALS	$8,589.71	$8,713.15	$3,378.81	$8,894.00	$8,894.00	$9,339.00	$445.00
	EXPENSE TOTALS	$0.00	$0.00	$0.00	$8,894.00	$8,894.00	$9,339.00	$445.00
Fund	**100 - County Automation** Totals	$8,589.71	$8,713.15	$3,378.81	$0.00	$0.00	$0.00	$0.00
Fund	**101 - Geographic Information Systems**							
REVENUE								
Department	**060 - Information Technologies**							
Sub-Department	**000 - Revenues**							
Charges for Services								
101.060.000.34010	GIS Counter Sale Fees	170.00	620.00	90.00	500.00	500.00	500.00	.00

2027 SUMMARY DRAFT SRF Submitted Level Department & Account

Budget Year 2027

G/L Account	Account Description	2024 Actual Amount	2025 Actual Amount	2026 Actual Amount	2026 Estimated Amount	2026 Amended Budget	2027 Submitted Budget	Difference
Fund	**101 - Geographic Information Systems**							
REVENUE								
Department	**060 - Information Technologies**							
Sub-Department	**000 - Revenues**							
Charges for Services								
101.060.000.34180	GIS Fees	1,369,680.00	2,395,512.00	1,381,106.00	2,329,073.00	2,256,000.00	2,397,000.00	141,000.00
	Charges for Services Totals	$1,369,850.00	$2,396,132.00	$1,381,196.00	$2,329,573.00	$2,256,500.00	$2,397,500.00	$141,000.00
Interest Revenue								
101.060.000.38000	Investment Income	47,033.10	71,208.78	28,697.22	35,306.00	35,306.00	42,717.00	7,411.00
	Interest Revenue Totals	$47,033.10	$71,208.78	$28,697.22	$35,306.00	$35,306.00	$42,717.00	$7,411.00
Other								
101.060.000.39900	Fund Balance Utilization	.00	.00	.00	.00	32,867.00	.00	(32,867.00)
	Other Totals	$0.00	$0.00	$0.00	$0.00	$32,867.00	$0.00	($32,867.00)
	Sub-Department **000 - Revenues** Totals	$1,416,883.10	$2,467,340.78	$1,409,893.22	$2,364,879.00	$2,324,673.00	$2,440,217.00	$115,544.00
	Department **060 - Information Technologies** Totals	$1,416,883.10	$2,467,340.78	$1,409,893.22	$2,364,879.00	$2,324,673.00	$2,440,217.00	$115,544.00
	REVENUE TOTALS	$1,416,883.10	$2,467,340.78	$1,409,893.22	$2,364,879.00	$2,324,673.00	$2,440,217.00	$115,544.00
EXPENSE								
Department	**060 - Information Technologies**							
Sub-Department	**070 - Geographic Information Systems**							
Services								
101.060.070.45007	Healthcare Contribution Budget Increase	.00	.00	.00	.00	.00	23,338.00	23,338.00
101.060.070.45017	Dental Contribution Budget Increase	.00	.00	.00	.00	.00	650.00	650.00
	Services Totals	$0.00	$0.00	$0.00	$0.00	$0.00	$23,988.00	$23,988.00
Personnel Services- Salaries & Wages								
101.060.070.40000	Salaries and Wages	756,608.71	719,884.67	439,591.28	935,495.00	935,495.00	949,846.00	14,351.00
101.060.070.40200	Overtime Salaries	460.56	118.72	2,389.95	2,389.00	.00	2,600.00	2,600.00
	Personnel Services- Salaries & Wages Totals	$757,069.27	$720,003.39	$441,981.23	$937,884.00	$935,495.00	$952,446.00	$16,951.00
Personnel Services- Employee Benefits								
101.060.070.45000	Healthcare Contribution	118,738.24	106,198.65	65,906.90	147,362.00	147,362.00	156,352.00	8,990.00
101.060.070.45010	Dental Contribution	3,661.02	3,254.49	1,943.63	4,329.00	4,329.00	4,353.00	24.00
101.060.070.45100	FICA/SS Contribution	55,989.08	53,059.87	32,774.35	71,329.00	71,329.00	72,450.00	1,121.00
101.060.070.45200	IMRF Contribution	33,639.67	37,912.85	27,879.37	56,439.00	56,439.00	52,284.00	(4,155.00)
101.060.070.53010	Workers Compensation	15,678.00	13,720.00	15,696.00	15,696.00	15,696.00	17,342.00	1,646.00
	Personnel Services- Employee Benefits Totals	$227,706.01	$214,145.86	$144,200.25	$295,155.00	$295,155.00	$302,781.00	$7,626.00

2027 SUMMARY DRAFT SRF Submitted Level Department & Account

Budget Year 2027

G/L Account	Account Description	2024 Actual Amount	2025 Actual Amount	2026 Actual Amount	2026 Estimated Amount	2026 Amended Budget	2027 Submitted Budget	Difference
Fund	**101 - Geographic Information Systems**							
EXPENSE								
Department	**060 - Information Technologies**							
Sub-Department	**070 - Geographic Information Systems**							
Contractual Services								
101.060.070.50150	Contractual/Consulting Services	154,956.17	335,936.63	93,122.60	384,575.00	384,575.00	410,057.00	25,482.00
101.060.070.50340	Software Licensing Cost	.00	.00	6,185.64	20,500.00	20,500.00	28,225.00	7,725.00
101.060.070.52130	Repairs and Maint- Computers	285,543.55	305,017.58	619.15	1,300.00	1,300.00	1,400.00	100.00
101.060.070.53000	Liability Insurance	22,785.00	29,368.00	33,821.00	33,281.00	33,821.00	34,206.00	385.00
101.060.070.53020	Unemployment Claims	367.00	396.00	544.00	544.00	544.00	571.00	27.00
101.060.070.53100	Conferences and Meetings	297.00	2,490.00	.00	5,000.00	5,000.00	5,000.00	.00
101.060.070.53110	Employee Training	1,125.00	.00	4,400.00	10,000.00	10,000.00	10,000.00	.00
101.060.070.53120	Employee Mileage Expense	.00	54.74	.00	150.00	150.00	150.00	.00
101.060.070.53130	General Association Dues	1,610.00	1,460.00	1,375.00	1,230.00	1,230.00	1,230.00	.00
	Contractual Services Totals	$466,683.72	$674,722.95	$140,067.39	$456,580.00	$457,120.00	$490,839.00	$33,719.00
Commodities								
101.060.070.60000	Office Supplies	364.66	3,289.01	39.18	2,200.00	2,200.00	2,200.00	.00
101.060.070.60010	Operating Supplies	.00	.00	361.81	2,100.00	2,100.00	2,100.00	.00
101.060.070.60020	Computer Related Supplies	2,764.66	1,351.24	1,424.73	2,500.00	2,500.00	2,500.00	.00
101.060.070.60050	Books and Subscriptions	1,415.00	12,700.20	.00	500.00	500.00	1,000.00	500.00
101.060.070.60060	Computer Software- Non Capital	.00	.00	5,816.42	15,106.00	15,106.00	14,106.00	(1,000.00)
101.060.070.60070	Computer Hardware- Non Capital	539.96	2,423.94	1,682.90	14,350.00	14,350.00	14,350.00	.00
101.060.070.60570	Office Furniture - Non-Capital	.00	915.99	.00	6,000.00	6,000.00	6,000.00	.00
101.060.070.64000	Telephone	3,964.81	3,991.56	1,861.51	6,000.00	6,000.00	6,000.00	.00
101.060.070.64010	Cellular Phone	2,352.21	2,867.93	1,277.34	3,000.00	3,000.00	3,000.00	.00
	Commodities Totals	$11,401.30	$27,539.87	$12,463.89	$51,756.00	$51,756.00	$51,256.00	($500.00)
Capital								
101.060.070.70000	Computers	.00	37,681.97	.00	15,000.00	15,000.00	15,000.00	.00
101.060.070.70020	Computer Software- Capital	.00	.00	51,290.19	80,000.00	80,000.00	80,000.00	.00
101.060.070.70030	Computer Software License Cost	.00	.00	363,353.56	452,600.00	452,600.00	494,000.00	41,400.00
	Capital Totals	$0.00	$37,681.97	$414,643.75	$547,600.00	$547,600.00	$589,000.00	$41,400.00
Transfers Out								
101.060.070.99001	Transfer to General Fund 001	34,585.00	32,775.00	37,547.00	37,547.00	37,547.00	29,907.00	(7,640.00)
	Transfers Out Totals	$34,585.00	$32,775.00	$37,547.00	$37,547.00	$37,547.00	$29,907.00	($7,640.00)
Sub-Department	**070 - Geographic Information Systems** Totals	$1,497,445.30	$1,706,869.04	$1,190,903.51	$2,326,522.00	$2,324,673.00	$2,440,217.00	$115,544.00
Department	**060 - Information Technologies** Totals	$1,497,445.30	$1,706,869.04	$1,190,903.51	$2,326,522.00	$2,324,673.00	$2,440,217.00	$115,544.00
	EXPENSE TOTALS	$1,497,445.30	$1,706,869.04	$1,190,903.51	$2,326,522.00	$2,324,673.00	$2,440,217.00	$115,544.00
Fund	**101 - Geographic Information Systems** Totals							

2027 SUMMARY DRAFT SRF Submitted Level Department & Account

Budget Year 2027

G/L Account	Account Description	2024 Actual Amount	2025 Actual Amount	2026 Actual Amount	2026 Estimated Amount	2026 Amended Budget	2027 Submitted Budget	Difference
	REVENUE TOTALS	$1,416,883.10	$2,467,340.78	$1,409,893.22	$2,364,879.00	$2,324,673.00	$2,440,217.00	$115,544.00
	EXPENSE TOTALS	$1,497,445.30	$1,706,869.04	$1,190,903.51	$2,326,522.00	$2,324,673.00	$2,440,217.00	$115,544.00
Fund	**101 - Geographic Information Systems** Totals	($80,562.20)	$760,471.74	$218,989.71	$38,357.00	$0.00	$0.00	$0.00
Fund	**110 - Illinois Municipal Retirement**							
REVENUE								
Department	**800 - Other- Countywide Expenses**							
Sub-Department	**000 - Revenues**							
Property Taxes								
110.800.000.30000	Property Taxes	4,908,574.00	4,907,485.00	2,917,905.18	5,917,586.00	5,917,586.00	5,917,586.00	.00
110.800.000.30005	Property Tax Revenue Recapture	26,764.98	31,160.21	.00	.00	.00	.00	.00
	Property Taxes Totals	$4,935,338.98	$4,938,645.21	$2,917,905.18	$5,917,586.00	$5,917,586.00	$5,917,586.00	$0.00
Other Taxes								
110.800.000.30170	TIF Distribution Tax	5,365.84	9,768.92	.00	.00	.00	.00	.00
	Other Taxes Totals	$5,365.84	$9,768.92	$0.00	$0.00	$0.00	$0.00	$0.00
Interest Revenue								
110.800.000.38000	Investment Income	398,324.07	271,536.07	56,475.78	197,013.00	197,013.00	238,370.00	41,357.00
	Interest Revenue Totals	$398,324.07	$271,536.07	$56,475.78	$197,013.00	$197,013.00	$238,370.00	$41,357.00
Other								
110.800.000.39900	Fund Balance Utilization	.00	.00	.00	.00	2,820,164.00	1,909,244.00	(910,920.00)
	Other Totals	$0.00	$0.00	$0.00	$0.00	$2,820,164.00	$1,909,244.00	($910,920.00)
Sub-Department	**000 - Revenues** Totals	$5,339,028.89	$5,219,950.20	$2,974,380.96	$6,114,599.00	$8,934,763.00	$8,065,200.00	($869,563.00)
Department	**800 - Other- Countywide Expenses** Totals	$5,339,028.89	$5,219,950.20	$2,974,380.96	$6,114,599.00	$8,934,763.00	$8,065,200.00	($869,563.00)
	REVENUE TOTALS	$5,339,028.89	$5,219,950.20	$2,974,380.96	$6,114,599.00	$8,934,763.00	$8,065,200.00	($869,563.00)
EXPENSE								
Department	**800 - Other- Countywide Expenses**							
Sub-Department	**802 - Illinois Municipal Retirement**							
Services								
110.800.802.45201	IMRF Contribution From General Fund	.00	.00	.00	3,670,000.00	3,989,838.00	3,351,905.00	(637,933.00)
110.800.802.45211	SLEP Contribution from the General Fund	.00	.00	.00	4,350,000.00	4,944,925.00	4,713,295.00	(231,630.00)
	Services Totals	$0.00	$0.00	$0.00	$8,020,000.00	$8,934,763.00	$8,065,200.00	($869,563.00)
Personnel Services- Employee Benefits								
110.800.802.45200	IMRF Contribution	2,564,207.98	3,020,105.73	1,904,884.20	.00	.00	.00	.00
110.800.802.45210	SLEP Contribution	3,383,729.89	3,872,369.66	2,196,666.45	.00	.00	.00	.00
	Personnel Services- Employee Benefits Totals	$5,947,937.87	$6,892,475.39	$4,101,550.65	$0.00	$0.00	$0.00	$0.00
Sub-Department	**802 - Illinois Municipal Retirement** Totals	$5,947,937.87	$6,892,475.39	$4,101,550.65	$8,020,000.00	$8,934,763.00	$8,065,200.00	($869,563.00)
Department	**800 - Other- Countywide Expenses** Totals	$5,947,937.87	$6,892,475.39	$4,101,550.65	$8,020,000.00	$8,934,763.00	$8,065,200.00	($869,563.00)
	EXPENSE TOTALS	$5,947,937.87	$6,892,475.39	$4,101,550.65	$8,020,000.00	$8,934,763.00	$8,065,200.00	($869,563.00)
Fund	**110 - Illinois Municipal Retirement** Totals							
	REVENUE TOTALS	$5,339,028.89	$5,219,950.20	$2,974,380.96	$6,114,599.00	$8,934,763.00	$8,065,200.00	($869,563.00)

2027 SUMMARY DRAFT SRF Submitted Level Department & Account

Budget Year 2027

G/L Account	Account Description	2024 Actual Amount	2025 Actual Amount	2026 Actual Amount	2026 Estimated Amount	2026 Amended Budget	2027 Submitted Budget	Difference
	EXPENSE TOTALS	$5,947,937.87	$6,892,475.39	$4,101,550.65	$8,020,000.00	$8,934,763.00	$8,065,200.00	($869,563.00)
	Fund **110 - Illinois Municipal Retirement** Totals	($608,908.98)	($1,672,525.19)	($1,127,169.69)	($1,905,401.00)	$0.00	$0.00	$0.00
Fund **111 - FICA/Social Security**								
REVENUE								
Department **800 - Other- Countywide Expenses**								
Sub-Department **000 - Revenues**								
Property Taxes								
111.800.000.30000	Property Taxes	5,052,019.00	5,683,053.00	2,319,729.59	4,694,843.00	4,694,843.00	4,694,843.00	.00
111.800.000.30005	Property Tax Revenue Recapture	18,441.28	23,569.72	.00	.00	.00	.00	.00
	Property Taxes Totals	$5,070,460.28	$5,706,622.72	$2,319,729.59	$4,694,843.00	$4,694,843.00	$4,694,843.00	$0.00
Other Taxes								
111.800.000.30170	TIF Distribution Tax	3,688.30	6,714.85	.00	.00	.00	.00	.00
	Other Taxes Totals	$3,688.30	$6,714.85	$0.00	$0.00	$0.00	$0.00	$0.00
Reimbursements								
111.800.000.37900	Miscellaneous Reimbursement	821.38	6,003.18	7,620.24	7,620.00	.00	.00	.00
	Reimbursements Totals	$821.38	$6,003.18	$7,620.24	$7,620.00	$0.00	$0.00	$0.00
Interest Revenue								
111.800.000.38000	Investment Income	178,013.00	137,113.47	19,624.10	94,623.00	94,623.00	114,486.00	19,863.00
	Interest Revenue Totals	$178,013.00	$137,113.47	$19,624.10	$94,623.00	$94,623.00	$114,486.00	$19,863.00
Other								
111.800.000.39900	Fund Balance Utilization	.00	.00	.00	.00	2,048,194.00	1,228,352.00	(819,842.00)
	Other Totals	$0.00	$0.00	$0.00	$0.00	$2,048,194.00	$1,228,352.00	($819,842.00)
	Sub-Department **000 - Revenues** Totals	$5,252,982.96	$5,856,454.22	$2,346,973.93	$4,797,086.00	$6,837,660.00	$6,037,681.00	($799,979.00)
	Department **800 - Other- Countywide Expenses** Totals	$5,252,982.96	$5,856,454.22	$2,346,973.93	$4,797,086.00	$6,837,660.00	$6,037,681.00	($799,979.00)
	REVENUE TOTALS	$5,252,982.96	$5,856,454.22	$2,346,973.93	$4,797,086.00	$6,837,660.00	$6,037,681.00	($799,979.00)
EXPENSE								
Department **800 - Other- Countywide Expenses**								
Sub-Department **803 - FICA/Social Security**								
Services								
111.800.803.45101	FICA/SS Contribution from General Fund	.00	.00	.00	6,500,000.00	6,837,660.00	6,037,681.00	(799,979.00)
	Services Totals	$0.00	$0.00	$0.00	$6,500,000.00	$6,837,660.00	$6,037,681.00	($799,979.00)

2027 SUMMARY DRAFT SRF Submitted Level Department & Account

Budget Year 2027

G/L Account	Account Description	2024 Actual Amount	2025 Actual Amount	2026 Actual Amount	2026 Estimated Amount	2026 Amended Budget	2027 Submitted Budget	Difference
Fund	**111 - FICA/Social Security**							
EXPENSE								
Department	**800 - Other- Countywide Expenses**							
Sub-Department	**803 - FICA/Social Security**							
Personnel Services- Employee Benefits								
111.800.803.45100	FICA/SS Contribution	5,832,121.53	6,165,922.68	3,223,727.35	.00	.00	.00	.00
111.800.803.45300	Payroll Taxes	.00	3,304.78	.00	.00	.00	.00	.00
	Personnel Services- Employee Benefits Totals	$5,832,121.53	$6,169,227.46	$3,223,727.35	$0.00	$0.00	$0.00	$0.00
Sub-Department	**803 - FICA/Social Security** Totals	$5,832,121.53	$6,169,227.46	$3,223,727.35	$6,500,000.00	$6,837,660.00	$6,037,681.00	($799,979.00)
Department	**800 - Other- Countywide Expenses** Totals	$5,832,121.53	$6,169,227.46	$3,223,727.35	$6,500,000.00	$6,837,660.00	$6,037,681.00	($799,979.00)
	EXPENSE TOTALS	$5,832,121.53	$6,169,227.46	$3,223,727.35	$6,500,000.00	$6,837,660.00	$6,037,681.00	($799,979.00)
Fund	**111 - FICA/Social Security** Totals							
	REVENUE TOTALS	$5,252,982.96	$5,856,454.22	$2,346,973.93	$4,797,086.00	$6,837,660.00	$6,037,681.00	($799,979.00)
	EXPENSE TOTALS	$5,832,121.53	$6,169,227.46	$3,223,727.35	$6,500,000.00	$6,837,660.00	$6,037,681.00	($799,979.00)
Fund	**111 - FICA/Social Security** Totals	($579,138.57)	($312,773.24)	($876,753.42)	($1,702,914.00)	$0.00	$0.00	$0.00
Fund	**112 - Special Reserve**							
REVENUE								
Department	**800 - Other- Countywide Expenses**							
Sub-Department	**000 - Revenues**							
Interest Revenue								
112.800.000.38000	Investment Income	1,326,223.27	1,413,412.06	430,329.40	850,000.00	417,379.00	800,000.00	382,621.00
	Interest Revenue Totals	$1,326,223.27	$1,413,412.06	$430,329.40	$850,000.00	$417,379.00	$800,000.00	$382,621.00
Sub-Department	**000 - Revenues** Totals	$1,326,223.27	$1,413,412.06	$430,329.40	$850,000.00	$417,379.00	$800,000.00	$382,621.00
Department	**800 - Other- Countywide Expenses** Totals	$1,326,223.27	$1,413,412.06	$430,329.40	$850,000.00	$417,379.00	$800,000.00	$382,621.00
	REVENUE TOTALS	$1,326,223.27	$1,413,412.06	$430,329.40	$850,000.00	$417,379.00	$800,000.00	$382,621.00

2027 SUMMARY DRAFT SRF Submitted Level Department & Account

Budget Year 2027

G/L Account	Account Description	2024 Actual Amount	2025 Actual Amount	2026 Actual Amount	2026 Estimated Amount	2026 Amended Budget	2027 Submitted Budget	Difference
Fund **112 - Special Reserve**								
EXPENSE								
Department **800 - Other- Countywide Expenses**								
Sub-Department **806 - Special Reserve**								
Contingency and Other								
112.800.806.89000	Addition to Fund Balance	.00	.00	.00	.00	417,379.00	800,000.00	382,621.00
	Contingency and Other Totals	$0.00	$0.00	$0.00	$0.00	$417,379.00	$800,000.00	$382,621.00
Sub-Department **806 - Special Reserve** Totals		$0.00	$0.00	$0.00	$0.00	$417,379.00	$800,000.00	$382,621.00
Department **800 - Other- Countywide Expenses** Totals		$0.00	$0.00	$0.00	$0.00	$417,379.00	$800,000.00	$382,621.00
	EXPENSE TOTALS	$0.00	$0.00	$0.00	$0.00	$417,379.00	$800,000.00	$382,621.00
Fund **112 - Special Reserve** Totals								
	REVENUE TOTALS	$1,326,223.27	$1,413,412.06	$430,329.40	$850,000.00	$417,379.00	$800,000.00	$382,621.00
	EXPENSE TOTALS	$0.00	$0.00	$0.00	$0.00	$417,379.00	$800,000.00	$382,621.00
Fund **112 - Special Reserve** Totals		$1,326,223.27	$1,413,412.06	$430,329.40	$850,000.00	$0.00	$0.00	$0.00
Fund **120 - Grand Victoria Casino Elgin**								
REVENUE								
Department **010 - County Board**								
Sub-Department **000 - Revenues**								
Reimbursements								
120.010.000.37900	Miscellaneous Reimbursement	1,483.20	.00	735.00	735.00	.00	.00	.00
	Reimbursements Totals	$1,483.20	$0.00	$735.00	$735.00	$0.00	$0.00	$0.00
Interest Revenue								
120.010.000.38000	Investment Income	578,846.97	599,448.12	128,296.94	500,000.00	228,790.00	230,000.00	1,210.00
	Interest Revenue Totals	$578,846.97	$599,448.12	$128,296.94	$500,000.00	$228,790.00	$230,000.00	$1,210.00
Other								
120.010.000.38550	Riverboat Proceeds	5,116,617.64	4,896,289.97	4,910,025.89	4,910,026.00	4,896,290.00	4,910,026.00	13,736.00
120.010.000.39900	Fund Balance Utilization	.00	.00	.00	.00	114,357.00	.00	(114,357.00)
	Other Totals	$5,116,617.64	$4,896,289.97	$4,910,025.89	$4,910,026.00	$5,010,647.00	$4,910,026.00	($100,621.00)
Sub-Department **000 - Revenues** Totals		$5,696,947.81	$5,495,738.09	$5,039,057.83	$5,410,761.00	$5,239,437.00	$5,140,026.00	($99,411.00)
Department **010 - County Board** Totals		$5,696,947.81	$5,495,738.09	$5,039,057.83	$5,410,761.00	$5,239,437.00	$5,140,026.00	($99,411.00)
Department **040 - Finance**								
Sub-Department **000 - Revenues**								
Other								
120.040.000.39900	Fund Balance Utilization	.00	.00	.00	.00	3,035.00	.00	(3,035.00)
	Other Totals	$0.00	$0.00	$0.00	$0.00	$3,035.00	$0.00	($3,035.00)
Sub-Department **000 - Revenues** Totals		$0.00	$0.00	$0.00	$0.00	$3,035.00	$0.00	($3,035.00)
Department **040 - Finance** Totals		$0.00	$0.00	$0.00	$0.00	$3,035.00	$0.00	($3,035.00)
	REVENUE TOTALS	$5,696,947.81	$5,495,738.09	$5,039,057.83	$5,410,761.00	$5,242,472.00	$5,140,026.00	($102,446.00)

2027 SUMMARY DRAFT SRF Submitted Level Department & Account

Budget Year 2027

G/L Account	Account Description	2024 Actual Amount	2025 Actual Amount	2026 Actual Amount	2026 Estimated Amount	2026 Amended Budget	2027 Submitted Budget	Difference
Fund	**120 - Grand Victoria Casino Elgin**							
EXPENSE								
Department	**010 - County Board**							
Sub-Department	**020 - Riverboat**							
Services								
120.010.020.45420	Tuition Reimbursement	13,357.60	18,550.20	9,013.44	.00	35,000.00	35,000.00	.00
	Services Totals	$13,357.60	$18,550.20	$9,013.44	$0.00	$35,000.00	$35,000.00	$0.00
Personnel Services- Salaries & Wages								
120.010.020.40000	Salaries and Wages	37,268.91	39,884.85	30,802.39	.00	160,743.00	86,805.00	(73,938.00)
	Personnel Services- Salaries & Wages Totals	$37,268.91	$39,884.85	$30,802.39	$0.00	$160,743.00	$86,805.00	($73,938.00)
Personnel Services- Employee Benefits								
120.010.020.45000	Healthcare Contribution	3,798.72	14,658.94	4,633.62	.00	17,199.00	13,533.00	(3,666.00)
120.010.020.45010	Dental Contribution	148.79	51.53	101.86	.00	576.00	174.00	(402.00)
120.010.020.45100	FICA/SS Contribution	2,774.65	2,844.88	2,236.87	.00	12,290.00	6,627.00	(5,663.00)
120.010.020.45200	IMRF Contribution	1,662.95	2,025.16	1,908.89	.00	10,515.00	4,779.00	(5,736.00)
120.010.020.53010	Workers Compensation	615.86	664.39	2,756.00	.00	2,756.00	1,584.00	(1,172.00)
	Personnel Services- Employee Benefits Totals	$9,000.97	$20,244.90	$11,637.24	$0.00	$43,336.00	$26,697.00	($16,639.00)
Contractual Services								
120.010.020.50340	Software Licensing Cost	93.51	571.00	.00	.00	381.00	381.00	.00
120.010.020.50590	Professional Services	23.85	33.34	.00	.00	.00	.00	.00
120.010.020.52010	Janitorial Services	208.41	205.03	.00	.00	.00	.00	.00
120.010.020.52110	Repairs and Maint- Buildings	23.43	36.86	.00	.00	.00	.00	.00
120.010.020.52140	Repairs and Maint- Copiers	23.82	46.85	.00	.00	.00	.00	.00
120.010.020.52180	Building Space Rental	1,965.39	1,674.61	.00	.00	.00	.00	.00
120.010.020.53000	Liability Insurance	1,159.08	1,479.73	2,634.00	.00	2,634.00	2,633.00	(1.00)
120.010.020.53020	Unemployment Claims	18.63	19.93	43.00	.00	43.00	42.00	(1.00)
120.010.020.53100	Conferences and Meetings	.00	.00	.00	.00	50.00	50.00	.00
120.010.020.53110	Employee Training	.00	663.37	.00	.00	15,000.00	15,000.00	.00
120.010.020.55010	External Grants	1,018,723.71	982,359.31	403,415.12	.00	1,066,613.00	1,066,613.00	.00
	Contractual Services Totals	$1,022,239.83	$987,090.03	$406,092.12	$0.00	$1,084,721.00	$1,084,719.00	($2.00)
Commodities								
120.010.020.60000	Office Supplies	30.17	.00	.00	.00	30.00	30.00	.00
120.010.020.60050	Books and Subscriptions	5,166.67	8,500.00	3,500.00	.00	.00	.00	.00
120.010.020.60070	Computer Hardware- Non Capital	2,060.00	1,095.00	.00	.00	.00	.00	.00
120.010.020.63000	Utilities- Natural Gas	18.21	36.92	.00	.00	.00	.00	.00
120.010.020.63010	Utilities- Electric	16.49	25.01	.00	.00	.00	.00	.00
120.010.020.64000	Telephone	156.76	346.72	15.04	.00	.00	.00	.00
120.010.020.64010	Cellular Phone	120.53	449.96	23.54	.00	.00	.00	.00
120.010.020.64020	Internet	48.75	61.48	.00	.00	.00	.00	.00
	Commodities Totals	$7,617.58	$10,515.09	$3,538.58	$0.00	$30.00	$30.00	$0.00

2027 SUMMARY DRAFT SRF Submitted Level Department & Account

Budget Year 2027

G/L Account	Account Description	2024 Actual Amount	2025 Actual Amount	2026 Actual Amount	2026 Estimated Amount	2026 Amended Budget	2027 Submitted Budget	Difference
Fund	**120 - Grand Victoria Casino Elgin**							
EXPENSE								
Department	**010 - County Board**							
Sub-Department	**020 - Riverboat**							
Contingency and Other								
120.010.020.89000	Addition to Fund Balance	.00	.00	.00	.00	.00	339,567.00	339,567.00
	Contingency and Other Totals	$0.00	$0.00	$0.00	$0.00	$0.00	$339,567.00	$339,567.00
Transfers Out								
120.010.020.99001	Transfer to General Fund 001	1,252.86	1,543.43	.00	.00	2,177.00	76,347.00	74,170.00
120.010.020.99220	Transfer to Title IV-D Fund 220	29,828.00	4,933.00	.00	.00	.00	.00	.00
120.010.020.99221	Transfer to Drug Prosecution Fund 221	356,327.00	246,976.00	288,226.00	.00	288,226.00	112,423.00	(175,803.00)
120.010.020.99222	Transfer to Victim Coordinator Services Fund 222	246,804.00	254,583.00	295,833.00	.00	295,833.00	.00	(295,833.00)
120.010.020.99223	Transfer to Domestic Violence Fund 223	450,755.00	164,831.00	206,081.00	.00	206,081.00	42,483.00	(163,598.00)
120.010.020.99230	Transfer to Child Advocacy Center Fund 230	888,556.00	1,064,481.00	1,105,731.00	.00	1,105,731.00	1,056,057.00	(49,674.00)
120.010.020.99290	Transfer to Animal Control Fund 290	.00	.00	.00	.00	.00	35,000.00	35,000.00
120.010.020.99351	Transfer to Kane Kares Fund 351	213,229.00	213,229.00	213,229.00	.00	213,229.00	213,229.00	.00
120.010.020.99390	Transfer to Web Technical Services Fund 390	297,500.00	292,500.00	306,500.00	.00	306,500.00	306,500.00	.00
120.010.020.99400	Transfer to Econ Develop Fund 400	280,375.00	280,375.00	580,375.00	.00	580,375.00	550,375.00	(30,000.00)
120.010.020.99405	Transfer to Cost Share Drainage Fund 405	4,555.00	4,555.00	5,055.00	.00	5,055.00	151,716.00	146,661.00
120.010.020.99407	Transfer to Quality of Kane Grants Fund 407	20,000.00	.00	.00	.00	.00	.00	.00
120.010.020.99430	Transfer to Farmland Preservation Fund 430	700,000.00	750,000.00	750,000.00	.00	750,000.00	750,000.00	.00
120.010.020.99500	Transfer to Capital Projects Fund 500	250,000.00	.00	.00	.00	.00	.00	.00
120.010.020.99650	Transfer to Enterprise Surcharge Fund 650	79,825.00	96,800.00	162,400.00	.00	162,400.00	170,000.00	7,600.00
	Transfers Out Totals	$3,819,006.86	$3,374,806.43	$3,913,430.00	$0.00	$3,915,607.00	$3,464,130.00	($451,477.00)
	Sub-Department **020 - Riverboat** Totals	$4,908,491.75	$4,451,091.50	$4,374,513.77	$0.00	$5,239,437.00	$5,036,948.00	($202,489.00)
	Department **010 - County Board** Totals	$4,908,491.75	$4,451,091.50	$4,374,513.77	$0.00	$5,239,437.00	$5,036,948.00	($202,489.00)
Department	**040 - Finance**							
Sub-Department	**020 - Riverboat**							
Personnel Services- Salaries & Wages								
120.040.020.40000	Salaries and Wages	.00	.00	47,331.46	.00	2,658.00	89,674.00	87,016.00
	Personnel Services- Salaries & Wages Totals	$0.00	$0.00	$47,331.46	$0.00	$2,658.00	$89,674.00	$87,016.00
Personnel Services- Employee Benefits								
120.040.020.45100	FICA/SS Contribution	.00	64.78	3,541.88	.00	203.00	6,862.00	6,659.00

2027 SUMMARY DRAFT SRF Submitted Level Department & Account

Budget Year 2027

G/L Account	Account Description	2024 Actual Amount	2025 Actual Amount	2026 Actual Amount	2026 Estimated Amount	2026 Amended Budget	2027 Submitted Budget	Difference
Fund	**120 - Grand Victoria Casino Elgin**							
EXPENSE								
Department	**040 - Finance**							
Sub-Department	**020 - Riverboat**							
Personnel Services- Employee Benefits								
120.040.020.45200	IMRF Contribution	.00	46.23	3,018.84	.00	174.00	4,909.00	4,735.00
120.040.020.53010	Workers Compensation	.00	.00	.00	.00	.00	1,633.00	1,633.00
	Personnel Services- Employee Benefits Totals	$0.00	$111.01	$6,560.72	$0.00	$377.00	$13,404.00	$13,027.00
	Sub-Department **020 - Riverboat** Totals	$0.00	$111.01	$53,892.18	$0.00	$3,035.00	$103,078.00	$100,043.00
	Department **040 - Finance** Totals	$0.00	$111.01	$53,892.18	$0.00	$3,035.00	$103,078.00	$100,043.00
	EXPENSE TOTALS	$4,908,491.75	$4,451,202.51	$4,428,405.95	$0.00	$5,242,472.00	$5,140,026.00	($102,446.00)
	Fund **120 - Grand Victoria Casino Elgin** Totals							
	REVENUE TOTALS	$5,696,947.81	$5,495,738.09	$5,039,057.83	$5,410,761.00	$5,242,472.00	$5,140,026.00	($102,446.00)
	EXPENSE TOTALS	$4,908,491.75	$4,451,202.51	$4,428,405.95	$0.00	$5,242,472.00	$5,140,026.00	($102,446.00)
	Fund **120 - Grand Victoria Casino Elgin** Totals	$788,456.06	$1,044,535.58	$610,651.88	$5,410,761.00	$0.00	$0.00	$0.00
Fund	**125 - Public Safety Sales Tax**							
REVENUE								
Department	**800 - Other- Countywide Expenses**							
Sub-Department	**000 - Revenues**							
Other Taxes								
125.800.000.30105	Sales Tax- RTA	2,348,234.78	2,604,060.71	1,102,326.99	2,467,349.00	2,467,349.00	2,777,400.00	310,051.00
	Other Taxes Totals	$2,348,234.78	$2,604,060.71	$1,102,326.99	$2,467,349.00	$2,467,349.00	$2,777,400.00	$310,051.00
Interest Revenue								
125.800.000.38000	Investment Income	125,152.12	112,116.30	20,407.50	45,193.00	45,193.00	54,680.00	9,487.00
	Interest Revenue Totals	$125,152.12	$112,116.30	$20,407.50	$45,193.00	$45,193.00	$54,680.00	$9,487.00
Other								
125.800.000.39900	Fund Balance Utilization	.00	.00	.00	.00	1,928,636.00	596,131.00	(1,332,505.00)
	Other Totals	$0.00	$0.00	$0.00	$0.00	$1,928,636.00	$596,131.00	($1,332,505.00)
	Sub-Department **000 - Revenues** Totals	$2,473,386.90	$2,716,177.01	$1,122,734.49	$2,512,542.00	$4,441,178.00	$3,428,211.00	($1,012,967.00)
	Department **800 - Other- Countywide Expenses** Totals	$2,473,386.90	$2,716,177.01	$1,122,734.49	$2,512,542.00	$4,441,178.00	$3,428,211.00	($1,012,967.00)
	REVENUE TOTALS	$2,473,386.90	$2,716,177.01	$1,122,734.49	$2,512,542.00	$4,441,178.00	$3,428,211.00	($1,012,967.00)

2027 SUMMARY DRAFT SRF Submitted Level Department & Account

Budget Year 2027

G/L Account	Account Description	2024 Actual Amount	2025 Actual Amount	2026 Actual Amount	2026 Estimated Amount	2026 Amended Budget	2027 Submitted Budget	Difference
Fund	**125 - Public Safety Sales Tax**							
EXPENSE								
Department	**800 - Other- Countywide Expenses**							
Sub-Department	**810 - Public Safety Sales Tax - IT**							
Services								
125.800.810.45007	Healthcare Contribution Budget Increase	.00	.00	.00	.00	.00	10,251.00	10,251.00
125.800.810.45017	Dental Contribution Budget Increase	.00	.00	.00	.00	.00	143.00	143.00
	Services Totals	$0.00	$0.00	$0.00	$0.00	$0.00	$10,394.00	$10,394.00
Personnel Services- Salaries & Wages								
125.800.810.40000	Salaries and Wages	79,565.54	148,306.87	88,691.44	202,271.00	202,271.00	207,025.00	4,754.00
125.800.810.40200	Overtime Salaries	600.00	300.00	2,650.00	2,230.00	.00	.00	.00
	Personnel Services- Salaries & Wages Totals	$80,165.54	$148,606.87	$91,341.44	$204,501.00	$202,271.00	$207,025.00	$4,754.00
Personnel Services- Employee Benefits								
125.800.810.45000	Healthcare Contribution	17,911.99	21,409.68	22,318.39	42,054.00	42,054.00	68,339.00	26,285.00
125.800.810.45010	Dental Contribution	228.35	283.43	298.38	1,380.00	1,380.00	952.00	(428.00)
125.800.810.45100	FICA/SS Contribution	5,837.33	11,019.25	6,592.14	15,479.00	15,479.00	15,796.00	317.00
125.800.810.45200	IMRF Contribution	3,566.18	7,992.60	5,776.65	13,822.00	13,822.00	11,798.00	(2,024.00)
125.800.810.53010	Workers Compensation	.00	2,529.00	3,394.00	3,394.00	3,394.00	3,770.00	376.00
	Personnel Services- Employee Benefits Totals	$27,543.85	$43,233.96	$38,379.56	$76,129.00	$76,129.00	$100,655.00	$24,526.00
Contractual Services								
125.800.810.50150	Contractual/Consulting Services	219,073.25	202,375.25	75,191.12	190,000.00	218,000.00	218,000.00	.00
125.800.810.50340	Software Licensing Cost	958,180.53	806,189.83	258,029.31	985,344.00	985,344.00	1,145,164.00	159,820.00
125.800.810.52010	Janitorial Services	.00	.00	.00	.00	.00	94,740.00	94,740.00
125.800.810.52110	Repairs and Maint- Buildings	.00	.00	.00	.00	.00	142,000.00	142,000.00
125.800.810.53000	Liability Insurance	.00	2,269.00	7,316.00	7,316.00	7,316.00	7,315.00	(1.00)
125.800.810.53020	Unemployment Claims	.00	31.00	118.00	118.00	118.00	118.00	.00
	Contractual Services Totals	$1,177,253.78	$1,010,865.08	$340,654.43	$1,182,778.00	$1,210,778.00	$1,607,337.00	$396,559.00
Capital								
125.800.810.70060	Communications Equipment	507,811.82	325,559.47	107,695.66	618,000.00	818,000.00	268,800.00	(549,200.00)
125.800.810.72010	Building Improvements	.00	.00	.00	900,000.00	900,000.00	.00	(900,000.00)
	Capital Totals	$507,811.82	$325,559.47	$107,695.66	$1,518,000.00	$1,718,000.00	$268,800.00	($1,449,200.00)
Transfers Out								
125.800.810.99001	Transfer to General Fund 001	185,702.00	.00	.00	.00	.00	.00	.00
	Transfers Out Totals	$185,702.00	$0.00	$0.00	$0.00	$0.00	$0.00	$0.00
Sub-Department	**810 - Public Safety Sales Tax - IT** Totals	$1,978,476.99	$1,528,265.38	$578,071.09	$2,981,408.00	$3,207,178.00	$2,194,211.00	($1,012,967.00)

2027 SUMMARY DRAFT SRF Submitted Level Department & Account

Budget Year 2027

G/L Account	Account Description	2024 Actual Amount	2025 Actual Amount	2026 Actual Amount	2026 Estimated Amount	2026 Amended Budget	2027 Submitted Budget	Difference
Fund	**125 - Public Safety Sales Tax**							
EXPENSE								
Department	**800 - Other- Countywide Expenses**							
Sub-Department	**821 - Public Safety Sales Tax - Sherif**							
Transfers Out								
125.800.821.99128	Transfer to Sheriff's Vehicle & Equipment Fund 128	434,000.00	1,234,000.00	1,234,000.00	1,234,000.00	1,234,000.00	1,234,000.00	.00
	Transfers Out Totals	$434,000.00	$1,234,000.00	$1,234,000.00	$1,234,000.00	$1,234,000.00	$1,234,000.00	$0.00
Sub-Department	**821 - Public Safety Sales Tax - Sherif** Totals	$434,000.00	$1,234,000.00	$1,234,000.00	$1,234,000.00	$1,234,000.00	$1,234,000.00	$0.00
Department	**800 - Other- Countywide Expenses** Totals	$2,412,476.99	$2,762,265.38	$1,812,071.09	$4,215,408.00	$4,441,178.00	$3,428,211.00	($1,012,967.00)
	EXPENSE TOTALS	$2,412,476.99	$2,762,265.38	$1,812,071.09	$4,215,408.00	$4,441,178.00	$3,428,211.00	($1,012,967.00)
Fund	**125 - Public Safety Sales Tax** Totals							
	REVENUE TOTALS	$2,473,386.90	$2,716,177.01	$1,122,734.49	$2,512,542.00	$4,441,178.00	$3,428,211.00	($1,012,967.00)
	EXPENSE TOTALS	$2,412,476.99	$2,762,265.38	$1,812,071.09	$4,215,408.00	$4,441,178.00	$3,428,211.00	($1,012,967.00)
Fund	**125 - Public Safety Sales Tax** Totals	$60,909.91	($46,088.37)	($689,336.60)	($1,702,866.00)	$0.00	$0.00	$0.00
Fund	**127 - Judicial Technology Sales Tax**							
REVENUE								
Department	**800 - Other- Countywide Expenses**							
Sub-Department	**000 - Revenues**							
Other Taxes								
127.800.000.30105	Sales Tax- RTA	1,565,489.84	1,736,040.47	734,884.67	1,644,900.00	1,644,900.00	1,851,600.00	206,700.00
	Other Taxes Totals	$1,565,489.84	$1,736,040.47	$734,884.67	$1,644,900.00	$1,644,900.00	$1,851,600.00	$206,700.00
Interest Revenue								
127.800.000.38000	Investment Income	81,903.95	84,123.01	28,145.69	31,777.00	31,777.00	38,448.00	6,671.00
	Interest Revenue Totals	$81,903.95	$84,123.01	$28,145.69	$31,777.00	$31,777.00	$38,448.00	$6,671.00
Other								
127.800.000.39900	Fund Balance Utilization	.00	.00	.00	.00	365,937.00	200,694.00	(165,243.00)
	Other Totals	$0.00	$0.00	$0.00	$0.00	$365,937.00	$200,694.00	($165,243.00)
Sub-Department	**000 - Revenues** Totals	$1,647,393.79	$1,820,163.48	$763,030.36	$1,676,677.00	$2,042,614.00	$2,090,742.00	$48,128.00
Department	**800 - Other- Countywide Expenses** Totals	$1,647,393.79	$1,820,163.48	$763,030.36	$1,676,677.00	$2,042,614.00	$2,090,742.00	$48,128.00
	REVENUE TOTALS	$1,647,393.79	$1,820,163.48	$763,030.36	$1,676,677.00	$2,042,614.00	$2,090,742.00	$48,128.00
EXPENSE								
Department	**800 - Other- Countywide Expenses**							
Sub-Department	**812 - Judicial Technology Sales Tax**							
Services								
127.800.812.45007	Healthcare Contribution Budget Increase	.00	.00	.00	.00	.00	7,596.00	7,596.00
127.800.812.45017	Dental Contribution Budget Increase	.00	.00	.00	.00	.00	231.00	231.00
	Services Totals	$0.00	$0.00	$0.00	$0.00	$0.00	$7,827.00	$7,827.00

2027 SUMMARY DRAFT SRF Submitted Level Department & Account

Budget Year 2027

G/L Account	Account Description	2024 Actual Amount	2025 Actual Amount	2026 Actual Amount	2026 Estimated Amount	2026 Amended Budget	2027 Submitted Budget	Difference
Fund	**127 - Judicial Technology Sales Tax**							
EXPENSE								
Department	**800 - Other- Countywide Expenses**							
Sub-Department	**812 - Judicial Technology Sales Tax**							
Personnel Services- Salaries & Wages								
127.800.812.40000	Salaries and Wages	293,466.32	295,909.58	170,641.43	363,570.00	363,570.00	359,854.00	(3,716.00)
127.800.812.40200	Overtime Salaries	1,200.00	319.89	210.00	.00	.00	.00	.00
	Personnel Services- Salaries & Wages Totals	$294,666.32	$296,229.47	$170,851.43	$363,570.00	$363,570.00	$359,854.00	($3,716.00)
Personnel Services- Employee Benefits								
127.800.812.45000	Healthcare Contribution	56,689.13	55,347.33	35,715.09	.00	55,048.00	50,638.00	(4,410.00)
127.800.812.45010	Dental Contribution	2,020.39	1,767.35	891.14	.00	1,836.00	1,540.00	(296.00)
127.800.812.45100	FICA/SS Contribution	22,035.32	22,100.14	12,586.34	.00	27,818.00	27,445.00	(373.00)
127.800.812.45200	IMRF Contribution	13,448.58	16,037.17	10,844.44	.00	22,214.00	19,896.00	(2,318.00)
127.800.812.53010	Workers Compensation	6,760.00	5,656.00	6,109.00	.00	6,109.00	6,552.00	443.00
	Personnel Services- Employee Benefits Totals	$100,953.42	$100,907.99	$66,146.01	$0.00	$113,025.00	$106,071.00	($6,954.00)
Contractual Services								
127.800.812.50150	Contractual/Consulting Services	154,071.22	157,999.95	81,749.98	260,000.00	260,000.00	260,000.00	.00
127.800.812.50340	Software Licensing Cost	818,031.41	890,295.58	1,146,895.35	1,247,000.00	1,247,000.00	1,297,000.00	50,000.00
127.800.812.53000	Liability Insurance	9,160.00	12,122.00	13,163.00	.00	13,163.00	13,163.00	.00
127.800.812.53020	Unemployment Claims	126.00	164.00	212.00	.00	212.00	212.00	.00
127.800.812.53100	Conferences and Meetings	22,742.21	16,976.21	27,672.87	30,000.00	30,000.00	30,000.00	.00
	Contractual Services Totals	$1,004,130.84	$1,077,557.74	$1,269,693.20	$1,537,000.00	$1,550,375.00	$1,600,375.00	$50,000.00
Transfers Out								
127.800.812.99001	Transfer to General Fund 001	124,557.00	8,709.00	15,644.00	15,644.00	15,644.00	16,615.00	971.00
	Transfers Out Totals	$124,557.00	$8,709.00	$15,644.00	$15,644.00	$15,644.00	$16,615.00	$971.00
Sub-Department	**812 - Judicial Technology Sales Tax** Totals	$1,524,307.58	$1,483,404.20	$1,522,334.64	$1,916,214.00	$2,042,614.00	$2,090,742.00	$48,128.00
Department	**800 - Other- Countywide Expenses** Totals	$1,524,307.58	$1,483,404.20	$1,522,334.64	$1,916,214.00	$2,042,614.00	$2,090,742.00	$48,128.00
	EXPENSE TOTALS	$1,524,307.58	$1,483,404.20	$1,522,334.64	$1,916,214.00	$2,042,614.00	$2,090,742.00	$48,128.00
Fund	**127 - Judicial Technology Sales Tax** Totals							
	REVENUE TOTALS	$1,647,393.79	$1,820,163.48	$763,030.36	$1,676,677.00	$2,042,614.00	$2,090,742.00	$48,128.00
	EXPENSE TOTALS	$1,524,307.58	$1,483,404.20	$1,522,334.64	$1,916,214.00	$2,042,614.00	$2,090,742.00	$48,128.00
Fund	**127 - Judicial Technology Sales Tax** Totals	$123,086.21	$336,759.28	($759,304.28)	($239,537.00)	$0.00	$0.00	$0.00

2027 SUMMARY DRAFT SRF Submitted Level Department & Account

Budget Year 2027

G/L Account	Account Description	2024 Actual Amount	2025 Actual Amount	2026 Actual Amount	2026 Estimated Amount	2026 Amended Budget	2027 Submitted Budget	Difference
Fund **128 - Sheriff's Vehicle & Equipment**								
REVENUE								
Department **380 - Sheriff**								
Sub-Department **000 - Revenues**								
Interest Revenue								
128.380.000.38000	Investment Income	36,401.69	60,167.70	25,844.44	41,660.00	41,663.00	53,372.00	11,709.00
	Interest Revenue Totals	$36,401.69	$60,167.70	$25,844.44	$41,660.00	$41,663.00	$53,372.00	$11,709.00
Other								
128.380.000.39900	Fund Balance Utilization	.00	.00	.00	.00	519,403.00	309,403.00	(210,000.00)
	Other Totals	$0.00	$0.00	$0.00	$0.00	$519,403.00	$309,403.00	($210,000.00)
Transfers In								
128.380.000.39125	Transfer from Public Safety Sales Tax Fund 125	434,000.00	1,234,000.00	1,234,000.00	1,234,000.00	1,234,000.00	1,234,000.00	.00
	Transfers In Totals	$434,000.00	$1,234,000.00	$1,234,000.00	$1,234,000.00	$1,234,000.00	$1,234,000.00	$0.00
	Sub-Department **000 - Revenues** Totals	$470,401.69	$1,294,167.70	$1,259,844.44	$1,275,660.00	$1,795,066.00	$1,596,775.00	($198,291.00)
	Department **380 - Sheriff** Totals	$470,401.69	$1,294,167.70	$1,259,844.44	$1,275,660.00	$1,795,066.00	$1,596,775.00	($198,291.00)
	REVENUE TOTALS	$470,401.69	$1,294,167.70	$1,259,844.44	$1,275,660.00	$1,795,066.00	$1,596,775.00	($198,291.00)
EXPENSE								
Department **380 - Sheriff**								
Sub-Department **395 - Sheriff's Vehicle & Equipment**								
Contractual Services								
128.380.395.52220	Equipment Lease	148,221.22	204,663.00	511,007.00	529,137.00	529,137.00	540,846.00	11,709.00
	Contractual Services Totals	$148,221.22	$204,663.00	$511,007.00	$529,137.00	$529,137.00	$540,846.00	$11,709.00
Capital								
128.380.395.70070	Automotive Equipment	404,596.28	685,328.39	1,021,447.22	1,265,929.00	1,265,929.00	1,055,929.00	(210,000.00)
	Capital Totals	$404,596.28	$685,328.39	$1,021,447.22	$1,265,929.00	$1,265,929.00	$1,055,929.00	($210,000.00)
	Sub-Department **395 - Sheriff's Vehicle & Equipment** Totals	$552,817.50	$889,991.39	$1,532,454.22	$1,795,066.00	$1,795,066.00	$1,596,775.00	($198,291.00)
	Department **380 - Sheriff** Totals	$552,817.50	$889,991.39	$1,532,454.22	$1,795,066.00	$1,795,066.00	$1,596,775.00	($198,291.00)
	EXPENSE TOTALS	$552,817.50	$889,991.39	$1,532,454.22	$1,795,066.00	$1,795,066.00	$1,596,775.00	($198,291.00)
Fund **128 - Sheriff's Vehicle & Equipment** Totals								
	REVENUE TOTALS	$470,401.69	$1,294,167.70	$1,259,844.44	$1,275,660.00	$1,795,066.00	$1,596,775.00	($198,291.00)
	EXPENSE TOTALS	$552,817.50	$889,991.39	$1,532,454.22	$1,795,066.00	$1,795,066.00	$1,596,775.00	($198,291.00)
Fund **128 - Sheriff's Vehicle & Equipment** Totals		($82,415.81)	$404,176.31	($272,609.78)	($519,406.00)	$0.00	$0.00	$0.00
Fund **150 - Tax Sale Automation**								
REVENUE								
Department **150 - Treasurer/Collector**								
Sub-Department **000 - Revenues**								
Charges for Services								
150.150.000.34040	Electronic Information Srvs Fees	26,510.00	25,970.00	.00	25,300.00	25,300.00	25,300.00	.00

2027 SUMMARY DRAFT SRF Submitted Level Department & Account

Budget Year 2027

G/L Account	Account Description	2024 Actual Amount	2025 Actual Amount	2026 Actual Amount	2026 Estimated Amount	2026 Amended Budget	2027 Submitted Budget	Difference
Fund	**150 - Tax Sale Automation**							
REVENUE								
Department	**150 - Treasurer/Collector**							
Sub-Department	**000 - Revenues**							
Charges for Services								
150.150.000.34850	Treasurer/Collector Fees	60,928.00	59,040.00	.00	55,100.00	55,100.00	55,100.00	.00
150.150.000.35420	KEEP/C-PACE Admin Fees	1,200.00	1,200.00	600.00	21,000.00	21,000.00	21,000.00	.00
150.150.000.35900	Miscellaneous Fees	4,650.01	5,196.01	.00	4,700.00	4,700.00	4,700.00	.00
	Charges for Services Totals	$93,288.01	$91,406.01	$600.00	$106,100.00	$106,100.00	$106,100.00	$0.00
Interest Revenue								
150.150.000.38000	Investment Income	44,482.86	49,398.87	15,964.23	28,000.00	28,000.00	33,878.00	5,878.00
	Interest Revenue Totals	$44,482.86	$49,398.87	$15,964.23	$28,000.00	$28,000.00	$33,878.00	$5,878.00
Other								
150.150.000.38900	Miscellaneous Other	11,276.13	15,440.24	.00	6,100.00	6,100.00	6,100.00	.00
150.150.000.39900	Fund Balance Utilization	.00	.00	.00	138,010.00	138,010.00	490,518.00	352,508.00
	Other Totals	$11,276.13	$15,440.24	$0.00	$144,110.00	$144,110.00	$496,618.00	$352,508.00
	Sub-Department **000 - Revenues** Totals	$149,047.00	$156,245.12	$16,564.23	$278,210.00	$278,210.00	$636,596.00	$358,386.00
	Department **150 - Treasurer/Collector** Totals	$149,047.00	$156,245.12	$16,564.23	$278,210.00	$278,210.00	$636,596.00	$358,386.00
	REVENUE TOTALS	$149,047.00	$156,245.12	$16,564.23	$278,210.00	$278,210.00	$636,596.00	$358,386.00
EXPENSE								
Department	**150 - Treasurer/Collector**							
Sub-Department	**160 - Tax Sale Automation**							
Personnel Services- Salaries & Wages								
150.150.160.40000	Salaries and Wages	40,644.43	39,104.86	12,533.33	59,051.00	59,051.00	356,180.00	297,129.00
	Personnel Services- Salaries & Wages Totals	$40,644.43	$39,104.86	$12,533.33	$59,051.00	$59,051.00	$356,180.00	$297,129.00
Personnel Services- Employee Benefits								
150.150.160.45000	Healthcare Contribution	.00	.00	.00	.00	.00	33,213.00	33,213.00
150.150.160.45010	Dental Contribution	.00	.00	.00	.00	.00	1,104.00	1,104.00
150.150.160.45100	FICA/SS Contribution	3,109.31	2,991.51	958.79	4,522.00	4,522.00	14,760.00	10,238.00
150.150.160.45200	IMRF Contribution	59.89	.00	.00	.00	.00	7,006.00	7,006.00
150.150.160.53010	Workers Compensation	1,475.00	5,091.00	1,023.00	1,023.00	1,023.00	6,488.00	5,465.00
	Personnel Services- Employee Benefits Totals	$4,644.20	$8,082.51	$1,981.79	$5,545.00	$5,545.00	$62,571.00	$57,026.00
Contractual Services								
150.150.160.50150	Contractual/Consulting Services	.00	.00	.00	10,516.00	10,516.00	10,516.00	.00
150.150.160.52130	Repairs and Maint- Computers	.00	.00	.00	3,090.00	3,090.00	3,090.00	.00
150.150.160.52140	Repairs and Maint- Copiers	.00	.00	.00	2,575.00	2,575.00	2,575.00	.00
150.150.160.52240	Repairs and Maint- Office Equip	.00	.00	.00	2,060.00	2,060.00	2,060.00	.00
150.150.160.53000	Liability Insurance	2,143.00	7,595.00	2,203.00	2,203.00	2,203.00	2,269.00	66.00
150.150.160.53020	Unemployment Claims	35.00	103.00	36.00	36.00	36.00	38.00	2.00
150.150.160.53060	General Printing	.00	.00	.00	22,660.00	22,660.00	22,660.00	.00

2027 SUMMARY DRAFT SRF Submitted Level Department & Account

Budget Year 2027

G/L Account	Account Description	2024 Actual Amount	2025 Actual Amount	2026 Actual Amount	2026 Estimated Amount	2026 Amended Budget	2027 Submitted Budget	Difference
Fund	**150 - Tax Sale Automation**							
EXPENSE								
Department	**150 - Treasurer/Collector**							
Sub-Department	**160 - Tax Sale Automation**							
Contractual Services								
150.150.160.53070	Legal Printing	.00	.00	.00	38,625.00	38,625.00	38,625.00	.00
150.150.160.53100	Conferences and Meetings	.00	.00	.00	5,778.00	5,778.00	5,778.00	.00
150.150.160.53110	Employee Training	.00	.00	.00	2,575.00	2,575.00	2,575.00	.00
150.150.160.53120	Employee Mileage Expense	.00	.00	.00	3,090.00	3,090.00	3,090.00	.00
150.150.160.53130	General Association Dues	.00	.00	.00	4,120.00	4,120.00	4,120.00	.00
150.150.160.55000	Miscellaneous Contractual Exp	.00	.00	.00	66,680.00	66,680.00	66,680.00	.00
	Contractual Services Totals	$2,178.00	$7,698.00	$2,239.00	$164,008.00	$164,008.00	$164,076.00	$68.00
Commodities								
150.150.160.60000	Office Supplies	.00	.00	.00	3,090.00	3,090.00	3,090.00	.00
150.150.160.60010	Operating Supplies	.00	.00	.00	2,575.00	2,575.00	2,575.00	.00
150.150.160.60020	Computer Related Supplies	.00	.00	.00	2,575.00	2,575.00	2,575.00	.00
150.150.160.60050	Books and Subscriptions	.00	.00	.00	2,060.00	2,060.00	2,060.00	.00
	Commodities Totals	$0.00	$0.00	$0.00	$10,300.00	$10,300.00	$10,300.00	$0.00
Capital								
150.150.160.70050	Printers	.00	.00	.00	10,000.00	10,000.00	10,000.00	.00
150.150.160.70080	Office Furniture	.00	.00	.00	3,500.00	3,500.00	3,500.00	.00
150.150.160.70090	Office Equipment	.00	.00	.00	10,000.00	10,000.00	10,000.00	.00
150.150.160.70100	Copiers	.00	.00	.00	10,000.00	10,000.00	10,000.00	.00
	Capital Totals	$0.00	$0.00	$0.00	$33,500.00	$33,500.00	$33,500.00	$0.00
Transfers Out								
150.150.160.99001	Transfer to General Fund 001	2,971.00	5,806.00	5,806.00	5,806.00	5,806.00	9,969.00	4,163.00
	Transfers Out Totals	$2,971.00	$5,806.00	$5,806.00	$5,806.00	$5,806.00	$9,969.00	$4,163.00
Sub-Department	**160 - Tax Sale Automation** Totals	$50,437.63	$60,691.37	$22,560.12	$278,210.00	$278,210.00	$636,596.00	$358,386.00
Department	**150 - Treasurer/Collector** Totals	$50,437.63	$60,691.37	$22,560.12	$278,210.00	$278,210.00	$636,596.00	$358,386.00
	EXPENSE TOTALS	$50,437.63	$60,691.37	$22,560.12	$278,210.00	$278,210.00	$636,596.00	$358,386.00
Fund	**150 - Tax Sale Automation** Totals							
	REVENUE TOTALS	$149,047.00	$156,245.12	$16,564.23	$278,210.00	$278,210.00	$636,596.00	$358,386.00
	EXPENSE TOTALS	$50,437.63	$60,691.37	$22,560.12	$278,210.00	$278,210.00	$636,596.00	$358,386.00
Fund	**150 - Tax Sale Automation** Totals	$98,609.37	$95,553.75	($5,995.89)	$0.00	$0.00	$0.00	$0.00

2027 SUMMARY DRAFT SRF Submitted Level Department & Account

Budget Year 2027

G/L Account	Account Description	2024 Actual Amount	2025 Actual Amount	2026 Actual Amount	2026 Estimated Amount	2026 Amended Budget	2027 Submitted Budget	Difference
Fund	**160 - Vital Records Automation**							
REVENUE								
Department	**190 - County Clerk**							
Sub-Department	**000 - Revenues**							
Charges for Services								
160.190.000.34100	Certified Copy Fees	181,407.20	209,053.00	97,026.60	220,000.00	220,000.00	220,000.00	.00
	Charges for Services Totals	$181,407.20	$209,053.00	$97,026.60	$220,000.00	$220,000.00	$220,000.00	$0.00
Interest Revenue								
160.190.000.38000	Investment Income	25,021.68	31,734.30	10,789.23	.00	9,180.00	11,107.00	1,927.00
	Interest Revenue Totals	$25,021.68	$31,734.30	$10,789.23	$0.00	$9,180.00	$11,107.00	$1,927.00
	Sub-Department **000 - Revenues** Totals	$206,428.88	$240,787.30	$107,815.83	$220,000.00	$229,180.00	$231,107.00	$1,927.00
	Department **190 - County Clerk** Totals	$206,428.88	$240,787.30	$107,815.83	$220,000.00	$229,180.00	$231,107.00	$1,927.00
	REVENUE TOTALS	$206,428.88	$240,787.30	$107,815.83	$220,000.00	$229,180.00	$231,107.00	$1,927.00
EXPENSE								
Department	**190 - County Clerk**							
Sub-Department	**200 - Vital Records Automation**							
Personnel Services- Salaries & Wages								
160.190.200.40000	Salaries and Wages	69,970.05	39,390.91	22,637.96	.00	35,621.00	43,207.00	7,586.00
160.190.200.40200	Overtime Salaries	5.84	58.35	.00	.00	.00	.00	.00
	Personnel Services- Salaries & Wages Totals	$69,975.89	$39,449.26	$22,637.96	$0.00	$35,621.00	$43,207.00	$7,586.00
Personnel Services- Employee Benefits								
160.190.200.45000	Healthcare Contribution	191.61	2,955.70	1,279.65	.00	2,474.00	2,354.00	(120.00)
160.190.200.45010	Dental Contribution	79.61	79.94	167.66	.00	56.00	332.00	276.00
160.190.200.45100	FICA/SS Contribution	5,299.05	2,927.70	1,666.70	.00	2,728.00	3,308.00	580.00
160.190.200.45200	IMRF Contribution	2,044.95	2,083.53	1,417.01	.00	2,222.00	2,849.00	627.00
160.190.200.53010	Workers Compensation	803.00	695.00	617.00	.00	617.00	789.00	172.00
	Personnel Services- Employee Benefits Totals	$8,418.22	$8,741.87	$5,148.02	$0.00	$8,097.00	$9,632.00	$1,535.00
Contractual Services								
160.190.200.52130	Repairs and Maint- Computers	.00	.00	.00	1,000.00	1,000.00	1,000.00	.00
160.190.200.52140	Repairs and Maint- Copiers	.00	1,617.25	.00	3,200.00	3,200.00	3,200.00	.00
160.190.200.52240	Repairs and Maint- Office Equip	1,345.44	.00	788.00	2,000.00	2,000.00	2,000.00	.00
160.190.200.53000	Liability Insurance	1,166.00	1,489.00	1,329.00	.00	1,329.00	1,283.00	(46.00)
160.190.200.53020	Unemployment Claims	19.00	21.00	22.00	.00	22.00	21.00	(1.00)
160.190.200.53060	General Printing	3,780.00	6,535.00	.00	15,000.00	20,000.00	20,000.00	.00
160.190.200.53100	Conferences and Meetings	.00	.00	.00	3,000.00	3,000.00	3,000.00	.00
160.190.200.53110	Employee Training	.00	.00	.00	1,000.00	1,000.00	1,000.00	.00
	Contractual Services Totals	$6,310.44	$9,662.25	$2,139.00	$25,200.00	$31,551.00	$31,504.00	($47.00)
Commodities								
160.190.200.60010	Operating Supplies	334.65	7,336.00	.00	8,000.00	15,000.00	8,000.00	(7,000.00)
160.190.200.60020	Computer Related Supplies	.00	.00	.00	1,200.00	2,045.00	1,200.00	(845.00)
	Commodities Totals	$334.65	$7,336.00	$0.00	$9,200.00	$17,045.00	$9,200.00	($7,845.00)

2027 SUMMARY DRAFT SRF Submitted Level Department & Account

Budget Year 2027

G/L Account	Account Description	2024 Actual Amount	2025 Actual Amount	2026 Actual Amount	2026 Estimated Amount	2026 Amended Budget	2027 Submitted Budget	Difference
Fund **160 - Vital Records Automation**								
EXPENSE								
Department **190 - County Clerk**								
Sub-Department **200 - Vital Records Automation**								
Capital								
160.190.200.70020	Computer Software- Capital	30,926.85	38,658.56	7,731.72	47,000.00	46,927.00	47,000.00	73.00
	Capital Totals	$30,926.85	$38,658.56	$7,731.72	$47,000.00	$46,927.00	$47,000.00	$73.00
Contingency and Other								
160.190.200.89000	Addition to Fund Balance	.00	.00	.00	.00	86,810.00	86,576.00	(234.00)
	Contingency and Other Totals	$0.00	$0.00	$0.00	$0.00	$86,810.00	$86,576.00	($234.00)
Transfers Out								
160.190.200.99001	Transfer to General Fund 001	594.00	2,032.00	3,129.00	.00	3,129.00	3,988.00	859.00
	Transfers Out Totals	$594.00	$2,032.00	$3,129.00	$0.00	$3,129.00	$3,988.00	$859.00
Sub-Department **200 - Vital Records Automation** Totals		$116,560.05	$105,879.94	$40,785.70	$81,400.00	$229,180.00	$231,107.00	$1,927.00
Department **190 - County Clerk** Totals		$116,560.05	$105,879.94	$40,785.70	$81,400.00	$229,180.00	$231,107.00	$1,927.00
EXPENSE TOTALS		$116,560.05	$105,879.94	$40,785.70	$81,400.00	$229,180.00	$231,107.00	$1,927.00
Fund **160 - Vital Records Automation** Totals								
REVENUE TOTALS		$206,428.88	$240,787.30	$107,815.83	$220,000.00	$229,180.00	$231,107.00	$1,927.00
EXPENSE TOTALS		$116,560.05	$105,879.94	$40,785.70	$81,400.00	$229,180.00	$231,107.00	$1,927.00
Fund **160 - Vital Records Automation** Totals		$89,868.83	$134,907.36	$67,030.13	$138,600.00	$0.00	$0.00	$0.00
Fund **161 - Election Equipment Fund**								
REVENUE								
Department **190 - County Clerk**								
Sub-Department **000 - Revenues**								
Interest Revenue								
161.190.000.38000	Investment Income	20,395.93	23,413.10	7,128.36	.00	22,597.00	27,341.00	4,744.00
	Interest Revenue Totals	$20,395.93	$23,413.10	$7,128.36	$0.00	$22,597.00	$27,341.00	$4,744.00
Sub-Department **000 - Revenues** Totals		$20,395.93	$23,413.10	$7,128.36	$0.00	$22,597.00	$27,341.00	$4,744.00
Department **190 - County Clerk** Totals		$20,395.93	$23,413.10	$7,128.36	$0.00	$22,597.00	$27,341.00	$4,744.00
REVENUE TOTALS		$20,395.93	$23,413.10	$7,128.36	$0.00	$22,597.00	$27,341.00	$4,744.00

2027 SUMMARY DRAFT SRF Submitted Level Department & Account

Budget Year 2027

G/L Account	Account Description	2024 Actual Amount	2025 Actual Amount	2026 Actual Amount	2026 Estimated Amount	2026 Amended Budget	2027 Submitted Budget	Difference
Fund	**161 - Election Equipment Fund**							
EXPENSE								
Department	**190 - County Clerk**							
Sub-Department	**195 - Election Equipment**							
Contingency and Other								
161.190.195.89000	Addition to Fund Balance	.00	.00	.00	.00	22,597.00	27,341.00	4,744.00
	Contingency and Other Totals	$0.00	$0.00	$0.00	$0.00	$22,597.00	$27,341.00	$4,744.00
Sub-Department	**195 - Election Equipment** Totals	$0.00	$0.00	$0.00	$0.00	$22,597.00	$27,341.00	$4,744.00
Department	**190 - County Clerk** Totals	$0.00	$0.00	$0.00	$0.00	$22,597.00	$27,341.00	$4,744.00
	EXPENSE TOTALS	$0.00	$0.00	$0.00	$0.00	$22,597.00	$27,341.00	$4,744.00
Fund	**161 - Election Equipment Fund** Totals							
	REVENUE TOTALS	$20,395.93	$23,413.10	$7,128.36	$0.00	$22,597.00	$27,341.00	$4,744.00
	EXPENSE TOTALS	$0.00	$0.00	$0.00	$0.00	$22,597.00	$27,341.00	$4,744.00
Fund	**161 - Election Equipment Fund** Totals	$20,395.93	$23,413.10	$7,128.36	$0.00	$0.00	$0.00	$0.00
Fund	**170 - Recorder's Automation**							
REVENUE								
Department	**210 - Recorder**							
Sub-Department	**000 - Revenues**							
Charges for Services								
170.210.000.34150	Recording Fees	495,957.50	535,918.00	309,022.00	554,102.00	496,000.00	536,000.00	40,000.00
170.210.000.34180	GIS Fees	47,600.00	51,516.00	29,683.00	53,322.00	48,000.00	51,000.00	3,000.00
	Charges for Services Totals	$543,557.50	$587,434.00	$338,705.00	$607,424.00	$544,000.00	$587,000.00	$43,000.00
Interest Revenue								
170.210.000.38000	Investment Income	57,163.04	53,627.15	13,288.86	.00	34,601.00	.00	(34,601.00)
	Interest Revenue Totals	$57,163.04	$53,627.15	$13,288.86	$0.00	$34,601.00	$0.00	($34,601.00)
Other								
170.210.000.39900	Fund Balance Utilization	.00	.00	.00	.00	387,456.00	363,396.00	(24,060.00)
	Other Totals	$0.00	$0.00	$0.00	$0.00	$387,456.00	$363,396.00	($24,060.00)
Sub-Department	**000 - Revenues** Totals	$600,720.54	$641,061.15	$351,993.86	$607,424.00	$966,057.00	$950,396.00	($15,661.00)
Department	**210 - Recorder** Totals	$600,720.54	$641,061.15	$351,993.86	$607,424.00	$966,057.00	$950,396.00	($15,661.00)
	REVENUE TOTALS	$600,720.54	$641,061.15	$351,993.86	$607,424.00	$966,057.00	$950,396.00	($15,661.00)
EXPENSE								
Department	**210 - Recorder**							
Sub-Department	**220 - Recorder's Automation**							
Services								
170.210.220.45007	Healthcare Contribution Budget Increase	.00	.00	.00	.00	.00	3,090.00	3,090.00
170.210.220.45017	Dental Contribution Budget Increase	.00	.00	.00	.00	.00	104.00	104.00
	Services Totals	$0.00	$0.00	$0.00	$0.00	$0.00	$3,194.00	$3,194.00

2027 SUMMARY DRAFT SRF Submitted Level Department & Account

Budget Year 2027

G/L Account	Account Description	2024 Actual Amount	2025 Actual Amount	2026 Actual Amount	2026 Estimated Amount	2026 Amended Budget	2027 Submitted Budget	Difference
Fund	**170 - Recorder's Automation**							
EXPENSE								
Department	**210 - Recorder**							
Sub-Department	**220 - Recorder's Automation**							
Personnel Services- Salaries & Wages								
170.210.220.40000	Salaries and Wages	116,601.01	124,660.93	64,075.65	125,780.00	180,390.00	180,390.00	.00
	Personnel Services- Salaries & Wages Totals	$116,601.01	$124,660.93	$64,075.65	$125,780.00	$180,390.00	$180,390.00	$0.00
Personnel Services- Employee Benefits								
170.210.220.45000	Healthcare Contribution	12,967.28	13,660.09	7,115.20	13,115.00	34,123.00	20,598.00	(13,525.00)
170.210.220.45010	Dental Contribution	412.06	413.28	223.86	414.00	1,132.00	690.00	(442.00)
170.210.220.45100	FICA/SS Contribution	8,696.49	9,302.70	4,756.96	9,623.00	13,803.00	13,803.00	.00
170.210.220.45200	IMRF Contribution	5,229.37	6,619.77	4,041.78	7,912.00	11,799.00	6,985.00	(4,814.00)
170.210.220.53010	Workers Compensation	3,643.00	3,074.00	3,122.00	3,122.00	3,122.00	3,283.00	161.00
	Personnel Services- Employee Benefits Totals	$30,948.20	$33,069.84	$19,259.80	$34,186.00	$63,979.00	$45,359.00	($18,620.00)
Contractual Services								
170.210.220.50150	Contractual/Consulting Services	455,183.00	414,033.00	416,209.00	465,000.00	493,000.00	493,000.00	.00
170.210.220.52130	Repairs and Maint- Computers	.00	.00	.00	4,000.00	4,000.00	4,000.00	.00
170.210.220.52140	Repairs and Maint- Copiers	2,532.73	2,429.14	2,385.20	4,000.00	6,150.00	6,150.00	.00
170.210.220.53000	Liability Insurance	5,294.00	6,590.00	6,729.00	6,729.00	6,729.00	6,495.00	(234.00)
170.210.220.53020	Unemployment Claims	86.00	89.00	109.00	109.00	109.00	108.00	(1.00)
170.210.220.53090	Film Conversion/Book Binding	.00	.00	.00	5,000.00	5,000.00	5,000.00	.00
170.210.220.53100	Conferences and Meetings	1,820.18	.00	.00	500.00	500.00	500.00	.00
170.210.220.53110	Employee Training	.00	.00	.00	2,000.00	2,000.00	2,000.00	.00
	Contractual Services Totals	$464,915.91	$423,141.14	$425,432.20	$487,338.00	$517,488.00	$517,253.00	($235.00)
Commodities								
170.210.220.60000	Office Supplies	.00	241.67	.00	2,500.00	4,000.00	4,000.00	.00
170.210.220.60010	Operating Supplies	4,481.40	4,604.49	1,942.10	6,000.00	8,000.00	8,000.00	.00
170.210.220.60020	Computer Related Supplies	29,901.91	22,330.81	7,762.33	50,000.00	190,500.00	190,500.00	.00
170.210.220.60050	Books and Subscriptions	670.00	710.00	.00	.00	800.00	800.00	.00
170.210.220.64000	Telephone	552.04	576.10	.00	.00	900.00	900.00	.00
	Commodities Totals	$35,605.35	$28,463.07	$9,704.43	$58,500.00	$204,200.00	$204,200.00	$0.00
Sub-Department	**220 - Recorder's Automation** Totals	$648,070.47	$609,334.98	$518,472.08	$705,804.00	$966,057.00	$950,396.00	($15,661.00)
Department	**210 - Recorder** Totals	$648,070.47	$609,334.98	$518,472.08	$705,804.00	$966,057.00	$950,396.00	($15,661.00)
	EXPENSE TOTALS	$648,070.47	$609,334.98	$518,472.08	$705,804.00	$966,057.00	$950,396.00	($15,661.00)
Fund	**170 - Recorder's Automation** Totals							
	REVENUE TOTALS	$600,720.54	$641,061.15	$351,993.86	$607,424.00	$966,057.00	$950,396.00	($15,661.00)
	EXPENSE TOTALS	$648,070.47	$609,334.98	$518,472.08	$705,804.00	$966,057.00	$950,396.00	($15,661.00)
Fund	**170 - Recorder's Automation** Totals	($47,349.93)	$31,726.17	($166,478.22)	($98,380.00)	$0.00	$0.00	$0.00

2027 SUMMARY DRAFT SRF Submitted Level Department & Account

Budget Year 2027

G/L Account	Account Description	2024 Actual Amount	2025 Actual Amount	2026 Actual Amount	2026 Estimated Amount	2026 Amended Budget	2027 Submitted Budget	Difference
Fund	**195 - Children's Waiting Room**							
REVENUE								
Department	**240 - Judiciary and Courts**							
Sub-Department	**000 - Revenues**							
Charges for Services								
195.240.000.34270	Children's Waiting Room Fees	287,479.94	309,303.81	174,472.45	200,000.00	200,000.00	200,000.00	.00
	Charges for Services Totals	$287,479.94	$309,303.81	$174,472.45	$200,000.00	$200,000.00	$200,000.00	$0.00
Interest Revenue								
195.240.000.38000	Investment Income	26,812.69	37,627.49	12,749.02	12,000.00	12,001.00	14,520.00	2,519.00
	Interest Revenue Totals	$26,812.69	$37,627.49	$12,749.02	$12,000.00	$12,001.00	$14,520.00	$2,519.00
	Sub-Department **000 - Revenues** Totals	$314,292.63	$346,931.30	$187,221.47	$212,000.00	$212,001.00	$214,520.00	$2,519.00
	Department **240 - Judiciary and Courts** Totals	$314,292.63	$346,931.30	$187,221.47	$212,000.00	$212,001.00	$214,520.00	$2,519.00
	REVENUE TOTALS	$314,292.63	$346,931.30	$187,221.47	$212,000.00	$212,001.00	$214,520.00	$2,519.00
EXPENSE								
Department	**240 - Judiciary and Courts**							
Sub-Department	**245 - Children's Waiting Room**							
Contractual Services								
195.240.245.50150	Contractual/Consulting Services	149,289.90	175,407.78	61,239.29	200,000.00	200,000.00	202,519.00	2,519.00
	Contractual Services Totals	$149,289.90	$175,407.78	$61,239.29	$200,000.00	$200,000.00	$202,519.00	$2,519.00
Contingency and Other								
195.240.245.89000	Addition to Fund Balance	.00	.00	.00	.00	1.00	1.00	.00
	Contingency and Other Totals	$0.00	$0.00	$0.00	$0.00	$1.00	$1.00	$0.00
Transfers Out								
195.240.245.99001	Transfer to General Fund 001	12,000.00	12,000.00	12,000.00	12,000.00	12,000.00	12,000.00	.00
	Transfers Out Totals	$12,000.00	$12,000.00	$12,000.00	$12,000.00	$12,000.00	$12,000.00	$0.00
	Sub-Department **245 - Children's Waiting Room** Totals	$161,289.90	$187,407.78	$73,239.29	$212,000.00	$212,001.00	$214,520.00	$2,519.00
	Department **240 - Judiciary and Courts** Totals	$161,289.90	$187,407.78	$73,239.29	$212,000.00	$212,001.00	$214,520.00	$2,519.00
	EXPENSE TOTALS	$161,289.90	$187,407.78	$73,239.29	$212,000.00	$212,001.00	$214,520.00	$2,519.00
	Fund **195 - Children's Waiting Room** Totals							
	REVENUE TOTALS	$314,292.63	$346,931.30	$187,221.47	$212,000.00	$212,001.00	$214,520.00	$2,519.00
	EXPENSE TOTALS	$161,289.90	$187,407.78	$73,239.29	$212,000.00	$212,001.00	$214,520.00	$2,519.00
	Fund **195 - Children's Waiting Room** Totals	$153,002.73	$159,523.52	$113,982.18	$0.00	$0.00	$0.00	$0.00

2027 SUMMARY DRAFT SRF Submitted Level Department & Account

Budget Year 2027

G/L Account	Account Description	2024 Actual Amount	2025 Actual Amount	2026 Actual Amount	2026 Estimated Amount	2026 Amended Budget	2027 Submitted Budget	Difference
Fund **196 - D.U.I.**								
REVENUE								
Department **240 - Judiciary and Courts**								
Sub-Department **000 - Revenues**								
Fines								
196.240.000.36050	DUI Fines	1,716.67	2,287.17	353.40	12,000.00	12,000.00	12,000.00	.00
	Fines Totals	$1,716.67	$2,287.17	$353.40	$12,000.00	$12,000.00	$12,000.00	$0.00
Interest Revenue								
196.240.000.38000	Investment Income	13,440.95	14,194.76	4,343.04	5,650.00	5,650.00	6,836.00	1,186.00
	Interest Revenue Totals	$13,440.95	$14,194.76	$4,343.04	$5,650.00	$5,650.00	$6,836.00	$1,186.00
	Sub-Department **000 - Revenues** Totals	$15,157.62	$16,481.93	$4,696.44	$17,650.00	$17,650.00	$18,836.00	$1,186.00
	Department **240 - Judiciary and Courts** Totals	$15,157.62	$16,481.93	$4,696.44	$17,650.00	$17,650.00	$18,836.00	$1,186.00
	REVENUE TOTALS	$15,157.62	$16,481.93	$4,696.44	$17,650.00	$17,650.00	$18,836.00	$1,186.00
EXPENSE								
Department **240 - Judiciary and Courts**								
Sub-Department **246 - D.U.I.**								
Contractual Services								
196.240.246.50150	Contractual/Consulting Services	.00	.00	.00	.00	12,000.00	13,186.00	1,186.00
	Contractual Services Totals	$0.00	$0.00	$0.00	$0.00	$12,000.00	$13,186.00	$1,186.00
Contingency and Other								
196.240.246.89000	Addition to Fund Balance	.00	.00	.00	.00	5,650.00	5,650.00	.00
	Contingency and Other Totals	$0.00	$0.00	$0.00	$0.00	$5,650.00	$5,650.00	$0.00
	Sub-Department **246 - D.U.I.** Totals	$0.00	$0.00	$0.00	$0.00	$17,650.00	$18,836.00	$1,186.00
	Department **240 - Judiciary and Courts** Totals	$0.00	$0.00	$0.00	$0.00	$17,650.00	$18,836.00	$1,186.00
	EXPENSE TOTALS	$0.00	$0.00	$0.00	$0.00	$17,650.00	$18,836.00	$1,186.00
	Fund **196 - D.U.I.** Totals							
	REVENUE TOTALS	$15,157.62	$16,481.93	$4,696.44	$17,650.00	$17,650.00	$18,836.00	$1,186.00
	EXPENSE TOTALS	$0.00	$0.00	$0.00	$0.00	$17,650.00	$18,836.00	$1,186.00
	Fund **196 - D.U.I.** Totals	$15,157.62	$16,481.93	$4,696.44	$17,650.00	$0.00	$0.00	$0.00
Fund **197 - Foreclosure Mediation Fund**								
REVENUE								
Department **240 - Judiciary and Courts**								
Sub-Department **000 - Revenues**								
Charges for Services								
197.240.000.34375	Foreclosure Filing Fee	.00	.00	.00	.00	2.00	2.00	.00
	Charges for Services Totals	$0.00	$0.00	$0.00	$0.00	$2.00	$2.00	$0.00

2027 SUMMARY DRAFT SRF Submitted Level Department & Account

Budget Year 2027

G/L Account	Account Description	2024 Actual Amount	2025 Actual Amount	2026 Actual Amount	2026 Estimated Amount	2026 Amended Budget	2027 Submitted Budget	Difference
Fund	**197 - Foreclosure Mediation Fund**							
REVENUE								
Department	**240 - Judiciary and Courts**							
Sub-Department	**000 - Revenues**							
Interest Revenue								
197.240.000.38000	Investment Income	7,315.83	7,749.28	2,359.35	4,065.00	3,360.00	4,065.00	705.00
	Interest Revenue Totals	$7,315.83	$7,749.28	$2,359.35	$4,065.00	$3,360.00	$4,065.00	$705.00
Sub-Department	**000 - Revenues** Totals	$7,315.83	$7,749.28	$2,359.35	$4,065.00	$3,362.00	$4,067.00	$705.00
Department	**240 - Judiciary and Courts** Totals	$7,315.83	$7,749.28	$2,359.35	$4,065.00	$3,362.00	$4,067.00	$705.00
	REVENUE TOTALS	$7,315.83	$7,749.28	$2,359.35	$4,065.00	$3,362.00	$4,067.00	$705.00
EXPENSE								
Department	**240 - Judiciary and Courts**							
Sub-Department	**247 - Foreclosure Mediation**							
Contractual Services								
197.240.247.50150	Contractual/Consulting Services	.00	.00	.00	.00	3,359.00	4,067.00	708.00
	Contractual Services Totals	$0.00	$0.00	$0.00	$0.00	$3,359.00	$4,067.00	$708.00
Commodities								
197.240.247.60000	Office Supplies	.00	.00	.00	.00	1.00	.00	(1.00)
	Commodities Totals	$0.00	$0.00	$0.00	$0.00	$1.00	$0.00	($1.00)
Contingency and Other								
197.240.247.89000	Addition to Fund Balance	.00	.00	.00	.00	2.00	.00	(2.00)
	Contingency and Other Totals	$0.00	$0.00	$0.00	$0.00	$2.00	$0.00	($2.00)
Sub-Department	**247 - Foreclosure Mediation** Totals	$0.00	$0.00	$0.00	$0.00	$3,362.00	$4,067.00	$705.00
Department	**240 - Judiciary and Courts** Totals	$0.00	$0.00	$0.00	$0.00	$3,362.00	$4,067.00	$705.00
	EXPENSE TOTALS	$0.00	$0.00	$0.00	$0.00	$3,362.00	$4,067.00	$705.00
Fund	**197 - Foreclosure Mediation Fund** Totals							
	REVENUE TOTALS	$7,315.83	$7,749.28	$2,359.35	$4,065.00	$3,362.00	$4,067.00	$705.00
	EXPENSE TOTALS	$0.00	$0.00	$0.00	$0.00	$3,362.00	$4,067.00	$705.00
Fund	**197 - Foreclosure Mediation Fund** Totals	$7,315.83	$7,749.28	$2,359.35	$4,065.00	$0.00	$0.00	$0.00

2027 SUMMARY DRAFT SRF Submitted Level Department & Account

Budget Year 2027

G/L Account	Account Description	2024 Actual Amount	2025 Actual Amount	2026 Actual Amount	2026 Estimated Amount	2026 Amended Budget	2027 Submitted Budget	Difference
Fund	**200 - Court Automation**							
REVENUE								
Department	**250 - Circuit Clerk**							
Sub-Department	**000 - Revenues**							
Charges for Services								
200.250.000.35900	Miscellaneous Fees	829,418.30	865,200.93	448,726.01	850,000.00	850,000.00	850,000.00	.00
	Charges for Services Totals	$829,418.30	$865,200.93	$448,726.01	$850,000.00	$850,000.00	$850,000.00	$0.00
Interest Revenue								
200.250.000.38000	Investment Income	69,071.81	100,710.82	33,169.70	19,066.00	19,066.00	23,068.00	4,002.00
	Interest Revenue Totals	$69,071.81	$100,710.82	$33,169.70	$19,066.00	$19,066.00	$23,068.00	$4,002.00
Other								
200.250.000.39900	Fund Balance Utilization	.00	.00	.00	.00	776,316.00	598,263.00	(178,053.00)
	Other Totals	$0.00	$0.00	$0.00	$0.00	$776,316.00	$598,263.00	($178,053.00)
	Sub-Department **000 - Revenues** Totals	$898,490.11	$965,911.75	$481,895.71	$869,066.00	$1,645,382.00	$1,471,331.00	($174,051.00)
	Department **250 - Circuit Clerk** Totals	$898,490.11	$965,911.75	$481,895.71	$869,066.00	$1,645,382.00	$1,471,331.00	($174,051.00)
	REVENUE TOTALS	$898,490.11	$965,911.75	$481,895.71	$869,066.00	$1,645,382.00	$1,471,331.00	($174,051.00)
EXPENSE								
Department	**250 - Circuit Clerk**							
Sub-Department	**280 - Court Automation- CIC**							
Services								
200.250.280.45007	Healthcare Contribution Budget Increase	.00	.00	.00	.00	.00	26,208.00	26,208.00
200.250.280.45017	Dental Contribution Budget Increase	.00	.00	.00	.00	.00	580.00	580.00
	Services Totals	$0.00	$0.00	$0.00	$0.00	$0.00	$26,788.00	$26,788.00
Personnel Services- Salaries & Wages								
200.250.280.40000	Salaries and Wages	113,842.56	256,020.65	222,697.25	670,004.00	670,004.00	536,649.00	(133,355.00)
	Personnel Services- Salaries & Wages Totals	$113,842.56	$256,020.65	$222,697.25	$670,004.00	$670,004.00	$536,649.00	($133,355.00)
Personnel Services- Employee Benefits								
200.250.280.45000	Healthcare Contribution	30,190.65	62,678.44	68,121.77	174,426.00	174,426.00	111,707.00	(62,719.00)
200.250.280.45010	Dental Contribution	742.78	1,419.30	1,609.98	6,020.00	6,020.00	2,816.00	(3,204.00)
200.250.280.45100	FICA/SS Contribution	8,298.00	18,364.42	15,633.73	51,269.00	51,269.00	41,060.00	(10,209.00)
200.250.280.45200	IMRF Contribution	4,993.96	13,078.86	13,298.73	43,823.00	43,823.00	29,519.00	(14,304.00)
200.250.280.53010	Workers Compensation	6,469.00	5,040.00	11,598.00	11,598.00	11,598.00	9,771.00	(1,827.00)
	Personnel Services- Employee Benefits Totals	$50,694.39	$100,581.02	$110,262.21	$287,136.00	$287,136.00	$194,873.00	($92,263.00)
Contractual Services								
200.250.280.52140	Repairs and Maint- Copiers	.00	39.01	.00	.00	.00	.00	.00
200.250.280.52160	Repairs and Maint- Equipment	2,138.00	2,159.00	2,159.00	80,200.00	80,200.00	80,200.00	.00
200.250.280.53000	Liability Insurance	9,400.00	10,803.00	10,152.00	10,152.00	10,152.00	10,152.00	.00
200.250.280.53020	Unemployment Claims	152.00	146.00	64.00	64.00	64.00	64.00	.00
200.250.280.53060	General Printing	.00	.00	7,975.68	33,000.00	33,000.00	33,000.00	.00
200.250.280.53100	Conferences and Meetings	11,461.98	6,837.90	4,132.98	37,000.00	37,000.00	37,000.00	.00

2027 SUMMARY DRAFT SRF Submitted Level Department & Account

Budget Year 2027

G/L Account	Account Description	2024 Actual Amount	2025 Actual Amount	2026 Actual Amount	2026 Estimated Amount	2026 Amended Budget	2027 Submitted Budget	Difference
Fund **200 - Court Automation**								
EXPENSE								
Department **250 - Circuit Clerk**								
Sub-Department **280 - Court Automation- CIC**								
Contractual Services								
200.250.280.53110	Employee Training	.00	320.80	599.38	.00	.00	.00	.00
200.250.280.53120	Employee Mileage Expense	1,024.57	758.08	1,080.27	3,000.00	3,000.00	3,000.00	.00
	Contractual Services Totals	$24,176.55	$21,063.79	$26,163.31	$163,416.00	$163,416.00	$163,416.00	$0.00
Commodities								
200.250.280.60000	Office Supplies	.00	.00	259.08	25,000.00	25,000.00	25,000.00	.00
200.250.280.60070	Computer Hardware- Non Capital	.00	5,154.98	5,813.50	148,750.00	148,750.00	148,750.00	.00
200.250.280.64010	Cellular Phone	3,744.20	3,768.71	.00	4,500.00	4,500.00	4,500.00	.00
	Commodities Totals	$3,744.20	$8,923.69	$6,072.58	$178,250.00	$178,250.00	$178,250.00	$0.00
Capital								
200.250.280.70020	Computer Software- Capital	.00	.00	.00	193,812.00	193,812.00	193,812.00	.00
	Capital Totals	$0.00	$0.00	$0.00	$193,812.00	$193,812.00	$193,812.00	$0.00
Transfers Out								
200.250.280.99001	Transfer to General Fund 001	23,770.00	17,418.00	12,516.00	12,516.00	12,516.00	26,584.00	14,068.00
	Transfers Out Totals	$23,770.00	$17,418.00	$12,516.00	$12,516.00	$12,516.00	$26,584.00	$14,068.00
Sub-Department **280 - Court Automation- CIC** Totals		$216,227.70	$404,007.15	$377,711.35	$1,505,134.00	$1,505,134.00	$1,320,372.00	($184,762.00)
Sub-Department **285 - Court Automation- CH JDG**								
Services								
200.250.285.45007	Healthcare Contribution Budget Increase	.00	.00	.00	.00	.00	3,369.00	3,369.00
200.250.285.45017	Dental Contribution Budget Increase	.00	.00	.00	.00	.00	45.00	45.00
	Services Totals	$0.00	$0.00	$0.00	$0.00	$0.00	$3,414.00	$3,414.00
Personnel Services- Salaries & Wages								
200.250.285.40000	Salaries and Wages	87,941.69	88,745.80	47,922.98	92,296.00	92,296.00	94,968.00	2,672.00
	Personnel Services- Salaries & Wages Totals	$87,941.69	$88,745.80	$47,922.98	$92,296.00	$92,296.00	$94,968.00	$2,672.00
Personnel Services- Employee Benefits								
200.250.285.45000	Healthcare Contribution	21,741.23	22,429.18	12,164.88	22,459.00	22,459.00	22,459.00	.00
200.250.285.45010	Dental Contribution	297.32	297.84	161.45	298.00	298.00	299.00	1.00
200.250.285.45100	FICA/SS Contribution	6,370.33	6,422.85	3,475.10	7,062.00	7,062.00	7,267.00	205.00
200.250.285.45200	IMRF Contribution	3,825.48	4,570.05	2,952.84	6,037.00	6,037.00	5,225.00	(812.00)
200.250.285.53010	Workers Compensation	1,859.00	1,536.00	1,597.00	1,597.00	1,597.00	1,729.00	132.00
	Personnel Services- Employee Benefits Totals	$34,093.36	$35,255.92	$20,351.27	$37,453.00	$37,453.00	$36,979.00	($474.00)
Contractual Services								
200.250.285.53000	Liability Insurance	2,701.00	3,293.00	3,443.00	3,443.00	3,443.00	3,443.00	.00
200.250.285.53020	Unemployment Claims	44.00	45.00	56.00	56.00	56.00	55.00	(1.00)
200.250.285.53100	Conferences and Meetings	.00	.00	.00	.00	.00	5,000.00	5,000.00

2027 SUMMARY DRAFT SRF Submitted Level Department & Account

Budget Year 2027

G/L Account	Account Description	2024 Actual Amount	2025 Actual Amount	2026 Actual Amount	2026 Estimated Amount	2026 Amended Budget	2027 Submitted Budget	Difference
Fund	**200 - Court Automation**							
EXPENSE								
Department	**250 - Circuit Clerk**							
Sub-Department	**285 - Court Automation- CH JDG**							
Contractual Services								
200.250.285.53120	Employee Mileage Expense	.00	.00	.00	.00	.00	100.00	100.00
	Contractual Services Totals	$2,745.00	$3,338.00	$3,499.00	$3,499.00	$3,499.00	$8,598.00	$5,099.00
Commodities								
200.250.285.60070	Computer Hardware- Non Capital	.00	.00	.00	7,000.00	7,000.00	7,000.00	.00
	Commodities Totals	$0.00	$0.00	$0.00	$7,000.00	$7,000.00	$7,000.00	$0.00
Sub-Department	**285 - Court Automation- CH JDG** Totals	$124,780.05	$127,339.72	$71,773.25	$140,248.00	$140,248.00	$150,959.00	$10,711.00
Department	**250 - Circuit Clerk** Totals	$341,007.75	$531,346.87	$449,484.60	$1,645,382.00	$1,645,382.00	$1,471,331.00	($174,051.00)
	EXPENSE TOTALS	$341,007.75	$531,346.87	$449,484.60	$1,645,382.00	$1,645,382.00	$1,471,331.00	($174,051.00)
Fund	**200 - Court Automation** Totals							
	REVENUE TOTALS	$898,490.11	$965,911.75	$481,895.71	$869,066.00	$1,645,382.00	$1,471,331.00	($174,051.00)
	EXPENSE TOTALS	$341,007.75	$531,346.87	$449,484.60	$1,645,382.00	$1,645,382.00	$1,471,331.00	($174,051.00)
Fund	**200 - Court Automation** Totals	$557,482.36	$434,564.88	$32,411.11	($776,316.00)	$0.00	$0.00	$0.00
Fund	**201 - Court Document Storage**							
REVENUE								
Department	**250 - Circuit Clerk**							
Sub-Department	**000 - Revenues**							
Fines								
201.250.000.36060	Traffic Violation Fines	827,508.74	863,563.23	448,006.62	850,000.00	850,000.00	850,000.00	.00
	Fines Totals	$827,508.74	$863,563.23	$448,006.62	$850,000.00	$850,000.00	$850,000.00	$0.00
Interest Revenue								
201.250.000.38000	Investment Income	34,470.78	72,332.58	27,843.60	4,237.00	4,237.00	5,126.00	889.00
	Interest Revenue Totals	$34,470.78	$72,332.58	$27,843.60	$4,237.00	$4,237.00	$5,126.00	$889.00
Sub-Department	**000 - Revenues** Totals	$861,979.52	$935,895.81	$475,850.22	$854,237.00	$854,237.00	$855,126.00	$889.00
Department	**250 - Circuit Clerk** Totals	$861,979.52	$935,895.81	$475,850.22	$854,237.00	$854,237.00	$855,126.00	$889.00
	REVENUE TOTALS	$861,979.52	$935,895.81	$475,850.22	$854,237.00	$854,237.00	$855,126.00	$889.00
EXPENSE								
Department	**250 - Circuit Clerk**							
Sub-Department	**281 - Court Document Storage**							
Services								
201.250.281.45007	Healthcare Contribution Budget Increase	.00	.00	.00	.00	.00	18,269.00	18,269.00

2027 SUMMARY DRAFT SRF Submitted Level Department & Account

Budget Year 2027

G/L Account	Account Description	2024 Actual Amount	2025 Actual Amount	2026 Actual Amount	2026 Estimated Amount	2026 Amended Budget	2027 Submitted Budget	Difference
Fund	**201 - Court Document Storage**							
EXPENSE								
Department	**250 - Circuit Clerk**							
Sub-Department	**281 - Court Document Storage**							
Services								
201.250.281.45017	Dental Contribution Budget Increase	.00	.00	.00	.00	.00	431.00	431.00
	Services Totals	$0.00	$0.00	$0.00	$0.00	$0.00	$18,700.00	$18,700.00
Personnel Services- Salaries & Wages								
201.250.281.40000	Salaries and Wages	171,893.49	173,747.29	91,706.13	237,191.00	237,191.00	295,067.00	57,876.00
	Personnel Services- Salaries & Wages Totals	$171,893.49	$173,747.29	$91,706.13	$237,191.00	$237,191.00	$295,067.00	$57,876.00
Personnel Services- Employee Benefits								
201.250.281.45000	Healthcare Contribution	56,404.44	46,704.66	25,353.77	67,240.00	67,240.00	96,667.00	29,427.00
201.250.281.45010	Dental Contribution	1,457.79	1,434.24	776.88	2,154.00	2,154.00	2,430.00	276.00
201.250.281.45100	FICA/SS Contribution	12,197.42	12,488.95	6,596.98	18,150.00	18,150.00	22,579.00	4,429.00
201.250.281.45200	IMRF Contribution	7,332.95	8,887.12	5,606.61	15,515.00	15,515.00	16,231.00	716.00
201.250.281.53010	Workers Compensation	4,200.00	3,607.00	4,105.00	4,105.00	4,105.00	5,373.00	1,268.00
	Personnel Services- Employee Benefits Totals	$81,592.60	$73,121.97	$42,439.24	$107,164.00	$107,164.00	$143,280.00	$36,116.00
Contractual Services								
201.250.281.50490	Destruction of Records Services	3,769.26	6,184.95	3,151.70	15,000.00	15,000.00	15,000.00	.00
201.250.281.52140	Repairs and Maint- Copiers	4,701.23	5,352.34	1,423.60	10,720.00	10,720.00	11,900.00	1,180.00
201.250.281.52160	Repairs and Maint- Equipment	43,123.83	19,297.78	10,639.69	18,340.00	18,340.00	19,970.00	1,630.00
201.250.281.53000	Liability Insurance	6,103.00	7,692.00	6,788.00	6,788.00	6,788.00	6,788.00	.00
201.250.281.53020	Unemployment Claims	99.00	104.00	110.00	110.00	110.00	109.00	(1.00)
	Contractual Services Totals	$57,796.32	$38,631.07	$22,112.99	$50,958.00	$50,958.00	$53,767.00	$2,809.00
Commodities								
201.250.281.60000	Office Supplies	2,297.90	16,628.05	8,321.78	52,500.00	52,500.00	58,500.00	6,000.00
201.250.281.60020	Computer Related Supplies	.00	.00	.00	1,500.00	1,500.00	2,000.00	500.00
201.250.281.60070	Computer Hardware- Non Capital	.00	.00	12,885.66	40,020.00	40,020.00	.00	(40,020.00)
201.250.281.64010	Cellular Phone	180.73	42.64	.00	.00	.00	.00	.00
	Commodities Totals	$2,478.63	$16,670.69	$21,207.44	$94,020.00	$94,020.00	$60,500.00	($33,520.00)
Capital								
201.250.281.70020	Computer Software- Capital	.00	.00	.00	193,812.00	193,812.00	193,812.00	.00
	Capital Totals	$0.00	$0.00	$0.00	$193,812.00	$193,812.00	$193,812.00	$0.00
Contingency and Other								
201.250.281.89000	Addition to Fund Balance	.00	.00	.00	.00	164,834.00	76,708.00	(88,126.00)
	Contingency and Other Totals	$0.00	$0.00	$0.00	$0.00	$164,834.00	$76,708.00	($88,126.00)
Transfers Out								
201.250.281.99001	Transfer to General Fund 001	11,885.00	11,612.00	6,258.00	.00	6,258.00	13,292.00	7,034.00
	Transfers Out Totals	$11,885.00	$11,612.00	$6,258.00	$0.00	$6,258.00	$13,292.00	$7,034.00

2027 SUMMARY DRAFT SRF Submitted Level Department & Account

Budget Year 2027

G/L Account	Account Description	2024 Actual Amount	2025 Actual Amount	2026 Actual Amount	2026 Estimated Amount	2026 Amended Budget	2027 Submitted Budget	Difference
Fund **201 - Court Document Storage**								
EXPENSE								
Department **250 - Circuit Clerk**								
Sub-Department **281 - Court Document Storage** Totals		$325,646.04	$313,783.02	$183,723.80	$683,145.00	$854,237.00	$855,126.00	$889.00
Department **250 - Circuit Clerk** Totals		$325,646.04	$313,783.02	$183,723.80	$683,145.00	$854,237.00	$855,126.00	$889.00
EXPENSE TOTALS		$325,646.04	$313,783.02	$183,723.80	$683,145.00	$854,237.00	$855,126.00	$889.00
Fund **201 - Court Document Storage** Totals								
REVENUE TOTALS		$861,979.52	$935,895.81	$475,850.22	$854,237.00	$854,237.00	$855,126.00	$889.00
EXPENSE TOTALS		$325,646.04	$313,783.02	$183,723.80	$683,145.00	$854,237.00	$855,126.00	$889.00
Fund **201 - Court Document Storage** Totals		$536,333.48	$622,112.79	$292,126.42	$171,092.00	$0.00	$0.00	$0.00
Fund **202 - Child Support**								
REVENUE								
Department **250 - Circuit Clerk**								
Sub-Department **000 - Revenues**								
Grants								
202.250.000.33903	Grants - Federal Government	.00	.00	.00	37,028.00	37,028.00	37,028.00	.00
202.250.000.34835	Court Clerk/HFS-SDU	19,614.00	28,938.00	11,067.00	.00	.00	.00	.00
	Grants Totals	$19,614.00	$28,938.00	$11,067.00	$37,028.00	$37,028.00	$37,028.00	$0.00
Charges for Services								
202.250.000.34830	Child Support Annual Admin Fees	45,820.94	58,347.21	24,918.20	50,000.00	50,000.00	55,000.00	5,000.00
202.250.000.35900	Miscellaneous Fees	.00	3,960.00	.00	.00	.00	.00	.00
	Charges for Services Totals	$45,820.94	$62,307.21	$24,918.20	$50,000.00	$50,000.00	$55,000.00	$5,000.00
Interest Revenue								
202.250.000.38000	Investment Income	17,797.80	19,541.04	5,923.83	8,474.00	8,474.00	10,253.00	1,779.00
	Interest Revenue Totals	$17,797.80	$19,541.04	$5,923.83	$8,474.00	$8,474.00	$10,253.00	$1,779.00
Other								
202.250.000.39900	Fund Balance Utilization	.00	.00	.00	.00	62,958.00	54,786.00	(8,172.00)
	Other Totals	$0.00	$0.00	$0.00	$0.00	$62,958.00	$54,786.00	($8,172.00)
Sub-Department **000 - Revenues** Totals		$83,232.74	$110,786.25	$41,909.03	$95,502.00	$158,460.00	$157,067.00	($1,393.00)
Department **250 - Circuit Clerk** Totals		$83,232.74	$110,786.25	$41,909.03	$95,502.00	$158,460.00	$157,067.00	($1,393.00)
REVENUE TOTALS		$83,232.74	$110,786.25	$41,909.03	$95,502.00	$158,460.00	$157,067.00	($1,393.00)
EXPENSE								
Department **250 - Circuit Clerk**								
Sub-Department **282 - Child Support**								
Services								
202.250.282.45007	Healthcare Contribution Budget Increase	.00	.00	.00	.00	.00	8,993.00	8,993.00
202.250.282.45017	Dental Contribution Budget Increase	.00	.00	.00	.00	.00	216.00	216.00
	Services Totals	$0.00	$0.00	$0.00	$0.00	$0.00	$9,209.00	$9,209.00

2027 SUMMARY DRAFT SRF Submitted Level Department & Account

Budget Year 2027

G/L Account	Account Description	2024 Actual Amount	2025 Actual Amount	2026 Actual Amount	2026 Estimated Amount	2026 Amended Budget	2027 Submitted Budget	Difference
Fund	**202 - Child Support**							
EXPENSE								
Department	**250 - Circuit Clerk**							
Sub-Department	**282 - Child Support**							
Personnel Services- Salaries & Wages								
202.250.282.40000	Salaries and Wages	50,622.44	57,807.39	22,338.94	101,618.00	101,618.00	85,515.00	(16,103.00)
202.250.282.40200	Overtime Salaries	.00	.00	.00	1,000.00	1,000.00	.00	(1,000.00)
	Personnel Services- Salaries & Wages Totals	$50,622.44	$57,807.39	$22,338.94	$102,618.00	$102,618.00	$85,515.00	($17,103.00)
Personnel Services- Employee Benefits								
202.250.282.45000	Healthcare Contribution	.00	.00	11,229.12	20,432.00	20,432.00	29,966.00	9,534.00
202.250.282.45010	Dental Contribution	.00	.00	358.56	718.00	718.00	833.00	115.00
202.250.282.45100	FICA/SS Contribution	3,898.58	4,422.25	1,515.44	7,854.00	7,854.00	6,545.00	(1,309.00)
202.250.282.45200	IMRF Contribution	2,336.92	3,147.29	1,295.58	6,713.00	6,713.00	4,705.00	(2,008.00)
202.250.282.53010	Workers Compensation	1,064.00	915.00	1,777.00	1,777.00	1,777.00	1,558.00	(219.00)
	Personnel Services- Employee Benefits Totals	$7,299.50	$8,484.54	$16,175.70	$37,494.00	$37,494.00	$43,607.00	$6,113.00
Contractual Services								
202.250.282.52160	Repairs and Maint- Equipment	.00	.00	.00	.00	800.00	800.00	.00
202.250.282.53000	Liability Insurance	1,546.00	1,960.00	3,828.00	3,828.00	3,828.00	3,828.00	.00
202.250.282.53020	Unemployment Claims	25.00	27.00	62.00	62.00	62.00	62.00	.00
202.250.282.53060	General Printing	.00	.00	.00	7,400.00	7,400.00	7,400.00	.00
	Contractual Services Totals	$1,571.00	$1,987.00	$3,890.00	$11,290.00	$12,090.00	$12,090.00	$0.00
Transfers Out								
202.250.282.99001	Transfer to General Fund 001	5,942.00	5,806.00	6,258.00	6,258.00	6,258.00	6,646.00	388.00
	Transfers Out Totals	$5,942.00	$5,806.00	$6,258.00	$6,258.00	$6,258.00	$6,646.00	$388.00
Sub-Department	**282 - Child Support** Totals	$65,434.94	$74,084.93	$48,662.64	$157,660.00	$158,460.00	$157,067.00	($1,393.00)
Department	**250 - Circuit Clerk** Totals	$65,434.94	$74,084.93	$48,662.64	$157,660.00	$158,460.00	$157,067.00	($1,393.00)
	EXPENSE TOTALS	$65,434.94	$74,084.93	$48,662.64	$157,660.00	$158,460.00	$157,067.00	($1,393.00)
Fund	**202 - Child Support** Totals							
	REVENUE TOTALS	$83,232.74	$110,786.25	$41,909.03	$95,502.00	$158,460.00	$157,067.00	($1,393.00)
	EXPENSE TOTALS	$65,434.94	$74,084.93	$48,662.64	$157,660.00	$158,460.00	$157,067.00	($1,393.00)
Fund	**202 - Child Support** Totals	$17,797.80	$36,701.32	($6,753.61)	($62,158.00)	$0.00	$0.00	$0.00

2027 SUMMARY DRAFT SRF Submitted Level Department & Account

Budget Year 2027

G/L Account	Account Description	2024 Actual Amount	2025 Actual Amount	2026 Actual Amount	2026 Estimated Amount	2026 Amended Budget	2027 Submitted Budget	Difference
Fund	**203 - Circuit Clerk Admin Services**							
REVENUE								
Department	**250 - Circuit Clerk**							
Sub-Department	**000 - Revenues**							
Charges for Services								
203.250.000.35900	Miscellaneous Fees	256,597.81	255,085.29	132,734.89	270,000.00	270,000.00	270,000.00	.00
	Charges for Services Totals	$256,597.81	$255,085.29	$132,734.89	$270,000.00	$270,000.00	$270,000.00	$0.00
Interest Revenue								
203.250.000.38000	Investment Income	51,962.76	56,932.35	17,090.69	23,303.00	23,303.00	28,195.00	4,892.00
	Interest Revenue Totals	$51,962.76	$56,932.35	$17,090.69	$23,303.00	$23,303.00	$28,195.00	$4,892.00
Other								
203.250.000.39900	Fund Balance Utilization	.00	.00	.00	.00	254,610.00	200,563.00	(54,047.00)
	Other Totals	$0.00	$0.00	$0.00	$0.00	$254,610.00	$200,563.00	($54,047.00)
	Sub-Department **000 - Revenues** Totals	$308,560.57	$312,017.64	$149,825.58	$293,303.00	$547,913.00	$498,758.00	($49,155.00)
	Department **250 - Circuit Clerk** Totals	$308,560.57	$312,017.64	$149,825.58	$293,303.00	$547,913.00	$498,758.00	($49,155.00)
	REVENUE TOTALS	$308,560.57	$312,017.64	$149,825.58	$293,303.00	$547,913.00	$498,758.00	($49,155.00)
EXPENSE								
Department	**250 - Circuit Clerk**							
Sub-Department	**283 - Circuit Clerk Admin Services**							
Services								
203.250.283.45007	Healthcare Contribution Budget Increase	.00	.00	.00	.00	.00	12,258.00	12,258.00
203.250.283.45017	Dental Contribution Budget Increase	.00	.00	.00	.00	.00	232.00	232.00
	Services Totals	$0.00	$0.00	$0.00	$0.00	$0.00	$12,490.00	$12,490.00
Personnel Services- Salaries & Wages								
203.250.283.40000	Salaries and Wages	141,885.63	172,317.27	121,654.82	310,943.00	310,943.00	284,436.00	(26,507.00)
203.250.283.40200	Overtime Salaries	.00	.00	.00	.00	1,000.00	.00	(1,000.00)
	Personnel Services- Salaries & Wages Totals	$141,885.63	$172,317.27	$121,654.82	$310,943.00	$311,943.00	$284,436.00	($27,507.00)
Personnel Services- Employee Benefits								
203.250.283.45000	Healthcare Contribution	14,218.68	19,824.55	23,914.02	87,114.00	87,114.00	56,590.00	(30,524.00)
203.250.283.45010	Dental Contribution	559.67	396.48	680.20	2,545.00	2,545.00	1,546.00	(999.00)
203.250.283.45100	FICA/SS Contribution	10,532.65	12,718.46	8,680.42	23,869.00	23,869.00	21,764.00	(2,105.00)
203.250.283.45200	IMRF Contribution	6,334.80	9,053.37	7,380.88	20,088.00	20,088.00	15,646.00	(4,442.00)
203.250.283.53010	Workers Compensation	4,109.00	3,226.00	5,400.00	5,400.00	5,400.00	5,178.00	(222.00)
	Personnel Services- Employee Benefits Totals	$35,754.80	$45,218.86	$46,055.52	$139,016.00	$139,016.00	$100,724.00	($38,292.00)
Contractual Services								
203.250.283.52160	Repairs and Maint- Equipment	2,981.12	3,252.88	1,244.84	.00	23,000.00	23,000.00	.00
203.250.283.53000	Liability Insurance	5,972.00	6,876.00	8,086.00	8,086.00	8,086.00	8,086.00	.00
203.250.283.53020	Unemployment Claims	96.00	93.00	131.00	131.00	131.00	130.00	(1.00)
203.250.283.53060	General Printing	2,072.38	.00	.00	10,000.00	10,000.00	10,000.00	.00
203.250.283.53100	Conferences and Meetings	2,130.79	467.60	2,750.73	13,100.00	13,100.00	13,100.00	.00

2027 SUMMARY DRAFT SRF Submitted Level Department & Account

Budget Year 2027

G/L Account	Account Description	2024 Actual Amount	2025 Actual Amount	2026 Actual Amount	2026 Estimated Amount	2026 Amended Budget	2027 Submitted Budget	Difference
Fund **203 - Circuit Clerk Admin Services**								
EXPENSE								
Department **250 - Circuit Clerk**								
Sub-Department **283 - Circuit Clerk Admin Services**								
Contractual Services								
203.250.283.53110	Employee Training	210.00	.00	.00	2,000.00	2,000.00	2,000.00	.00
203.250.283.53120	Employee Mileage Expense	.00	162.47	72.48	500.00	500.00	750.00	250.00
203.250.283.53130	General Association Dues	100.00	100.00	200.00	300.00	300.00	300.00	.00
	Contractual Services Totals	$13,562.29	$10,951.95	$12,485.05	$34,117.00	$57,117.00	$57,366.00	$249.00
Commodities								
203.250.283.60000	Office Supplies	2,735.46	1,000.47	185.75	30,000.00	30,000.00	30,000.00	.00
203.250.283.64010	Cellular Phone	450.00	.00	.00	450.00	450.00	450.00	.00
	Commodities Totals	$3,185.46	$1,000.47	$185.75	$30,450.00	$30,450.00	$30,450.00	$0.00
Transfers Out								
203.250.283.99001	Transfer to General Fund 001	8,914.00	8,709.00	9,387.00	9,387.00	9,387.00	13,292.00	3,905.00
	Transfers Out Totals	$8,914.00	$8,709.00	$9,387.00	$9,387.00	$9,387.00	$13,292.00	$3,905.00
Sub-Department **283 - Circuit Clerk Admin Services** Totals		$203,302.18	$238,197.55	$189,768.14	$523,913.00	$547,913.00	$498,758.00	($49,155.00)
Department **250 - Circuit Clerk** Totals		$203,302.18	$238,197.55	$189,768.14	$523,913.00	$547,913.00	$498,758.00	($49,155.00)
EXPENSE TOTALS		$203,302.18	$238,197.55	$189,768.14	$523,913.00	$547,913.00	$498,758.00	($49,155.00)
Fund **203 - Circuit Clerk Admin Services** Totals								
REVENUE TOTALS		$308,560.57	$312,017.64	$149,825.58	$293,303.00	$547,913.00	$498,758.00	($49,155.00)
EXPENSE TOTALS		$203,302.18	$238,197.55	$189,768.14	$523,913.00	$547,913.00	$498,758.00	($49,155.00)
Fund **203 - Circuit Clerk Admin Services** Totals		$105,258.39	$73,820.09	($39,942.56)	($230,610.00)	$0.00	$0.00	$0.00
Fund **204 - Circuit Clk Electronic Citation**								
REVENUE								
Department **250 - Circuit Clerk**								
Sub-Department **000 - Revenues**								
Charges for Services								
204.250.000.35210	Electronic Citation Fee	214,763.16	222,824.17	110,750.57	200,000.00	200,000.00	220,000.00	20,000.00
	Charges for Services Totals	$214,763.16	$222,824.17	$110,750.57	$200,000.00	$200,000.00	$220,000.00	$20,000.00
Interest Revenue								
204.250.000.38000	Investment Income	7,225.88	11,855.53	4,295.40	2,825.00	2,825.00	3,418.00	593.00
	Interest Revenue Totals	$7,225.88	$11,855.53	$4,295.40	$2,825.00	$2,825.00	$3,418.00	$593.00

2027 SUMMARY DRAFT SRF Submitted Level Department & Account

Budget Year 2027

G/L Account	Account Description	2024 Actual Amount	2025 Actual Amount	2026 Actual Amount	2026 Estimated Amount	2026 Amended Budget	2027 Submitted Budget	Difference
Fund	**204 - Circuit Clk Electronic Citation**							
REVENUE								
Department	**250 - Circuit Clerk**							
Sub-Department	**000 - Revenues**							
Other								
204.250.000.39900	Fund Balance Utilization	.00	.00	.00	.00	56,422.00	69,022.00	12,600.00
	Other Totals	$0.00	$0.00	$0.00	$0.00	$56,422.00	$69,022.00	$12,600.00
	Sub-Department **000 - Revenues** Totals	$221,989.04	$234,679.70	$115,045.97	$202,825.00	$259,247.00	$292,440.00	$33,193.00
	Department **250 - Circuit Clerk** Totals	$221,989.04	$234,679.70	$115,045.97	$202,825.00	$259,247.00	$292,440.00	$33,193.00
	REVENUE TOTALS	$221,989.04	$234,679.70	$115,045.97	$202,825.00	$259,247.00	$292,440.00	$33,193.00
EXPENSE								
Department	**250 - Circuit Clerk**							
Sub-Department	**287 - Electronic Citation**							
Services								
204.250.287.45007	Healthcare Contribution Budget Increase	.00	.00	.00	.00	.00	10,386.00	10,386.00
204.250.287.45017	Dental Contribution Budget Increase	.00	.00	.00	.00	.00	216.00	216.00
	Services Totals	$0.00	$0.00	$0.00	$0.00	$0.00	$10,602.00	$10,602.00
Personnel Services- Salaries & Wages								
204.250.287.40000	Salaries and Wages	104,833.10	103,548.03	53,151.49	105,927.00	105,927.00	154,592.00	48,665.00
	Personnel Services- Salaries & Wages Totals	$104,833.10	$103,548.03	$53,151.49	$105,927.00	$105,927.00	$154,592.00	$48,665.00
Personnel Services- Employee Benefits								
204.250.287.45000	Healthcare Contribution	22,570.71	24,275.48	8,776.11	24,349.00	24,349.00	69,234.00	44,885.00
204.250.287.45010	Dental Contribution	715.01	717.12	266.56	718.00	718.00	1,436.00	718.00
204.250.287.45100	FICA/SS Contribution	7,628.78	7,505.43	4,009.20	8,106.00	8,106.00	11,829.00	3,723.00
204.250.287.45200	IMRF Contribution	4,581.29	5,340.83	3,408.00	6,929.00	6,929.00	8,504.00	1,575.00
204.250.287.53010	Workers Compensation	2,857.00	2,438.00	1,834.00	1,834.00	1,834.00	2,815.00	981.00
	Personnel Services- Employee Benefits Totals	$38,352.79	$40,276.86	$18,293.87	$41,936.00	$41,936.00	$93,818.00	$51,882.00
Contractual Services								
204.250.287.50340	Software Licensing Cost	.00	.00	.00	1,052.00	1,052.00	1,052.00	.00
204.250.287.52160	Repairs and Maint- Equipment	.00	.00	.00	1,000.00	1,000.00	1,000.00	.00
204.250.287.53000	Liability Insurance	4,152.00	5,187.00	3,952.00	3,952.00	3,952.00	3,951.00	(1.00)
204.250.287.53020	Unemployment Claims	67.00	70.00	64.00	64.00	64.00	64.00	.00
204.250.287.53100	Conferences and Meetings	3,165.31	859.86	50.00	13,800.00	13,800.00	13,800.00	.00
204.250.287.53110	Employee Training	.00	.00	.00	1,800.00	1,800.00	1,800.00	.00
204.250.287.53120	Employee Mileage Expense	478.92	310.01	.00	2,100.00	2,100.00	2,100.00	.00

2027 SUMMARY DRAFT SRF Submitted Level Department & Account

Budget Year 2027

G/L Account	Account Description	2024 Actual Amount	2025 Actual Amount	2026 Actual Amount	2026 Estimated Amount	2026 Amended Budget	2027 Submitted Budget	Difference
Fund **204 - Circuit Clk Electronic Citation**								
EXPENSE								
Department **250 - Circuit Clerk**								
Sub-Department **287 - Electronic Citation**								
Contractual Services								
204.250.287.53130	General Association Dues	100.00	.00	.00	500.00	500.00	500.00	.00
	Contractual Services Totals	$7,963.23	$6,426.87	$4,066.00	$24,268.00	$24,268.00	$24,267.00	($1.00)
Commodities								
204.250.287.60000	Office Supplies	295.87	456.32	260.26	1,575.00	1,575.00	1,575.00	.00
204.250.287.64010	Cellular Phone	702.73	491.92	.00	940.00	940.00	940.00	.00
	Commodities Totals	$998.60	$948.24	$260.26	$2,515.00	$2,515.00	$2,515.00	$0.00
Contingency and Other								
204.250.287.89000	Addition to Fund Balance	.00	.00	.00	.00	81,472.00	.00	(81,472.00)
	Contingency and Other Totals	$0.00	$0.00	$0.00	$0.00	$81,472.00	$0.00	($81,472.00)
Transfers Out								
204.250.287.99001	Transfer to General Fund 001	5,942.00	5,806.00	3,129.00	3,129.00	3,129.00	6,646.00	3,517.00
	Transfers Out Totals	$5,942.00	$5,806.00	$3,129.00	$3,129.00	$3,129.00	$6,646.00	$3,517.00
Sub-Department **287 - Electronic Citation** Totals		$158,089.72	$157,006.00	$78,900.62	$177,775.00	$259,247.00	$292,440.00	$33,193.00
Department **250 - Circuit Clerk** Totals		$158,089.72	$157,006.00	$78,900.62	$177,775.00	$259,247.00	$292,440.00	$33,193.00
EXPENSE TOTALS		$158,089.72	$157,006.00	$78,900.62	$177,775.00	$259,247.00	$292,440.00	$33,193.00
Fund **204 - Circuit Clk Electronic Citation** Totals								
REVENUE TOTALS		$221,989.04	$234,679.70	$115,045.97	$202,825.00	$259,247.00	$292,440.00	$33,193.00
EXPENSE TOTALS		$158,089.72	$157,006.00	$78,900.62	$177,775.00	$259,247.00	$292,440.00	$33,193.00
Fund **204 - Circuit Clk Electronic Citation** Totals		$63,899.32	$77,673.70	$36,145.35	$25,050.00	$0.00	$0.00	$0.00
Fund **205 - Circuit Ct Clerk Op and Admin**								
REVENUE								
Department **250 - Circuit Clerk**								
Sub-Department **000 - Revenues**								
Charges for Services								
205.250.000.35410	Operation & Admin Fee	89,662.21	103,702.36	60,005.82	100,000.00	100,000.00	100,000.00	.00
	Charges for Services Totals	$89,662.21	$103,702.36	$60,005.82	$100,000.00	$100,000.00	$100,000.00	$0.00
Interest Revenue								
205.250.000.38000	Investment Income	20,007.77	26,822.69	9,099.17	6,356.00	6,356.00	7,690.00	1,334.00
	Interest Revenue Totals	$20,007.77	$26,822.69	$9,099.17	$6,356.00	$6,356.00	$7,690.00	$1,334.00

2027 SUMMARY DRAFT SRF Submitted Level Department & Account

Budget Year 2027

G/L Account	Account Description	2024 Actual Amount	2025 Actual Amount	2026 Actual Amount	2026 Estimated Amount	2026 Amended Budget	2027 Submitted Budget	Difference
Fund	**205 - Circuit Ct Clerk Op and Admin**							
REVENUE								
Department	**250 - Circuit Clerk**							
Sub-Department	**000 - Revenues**							
Other								
205.250.000.39900	Fund Balance Utilization	.00	.00	.00	.00	.00	77,242.00	77,242.00
	Other Totals	$0.00	$0.00	$0.00	$0.00	$0.00	$77,242.00	$77,242.00
	Sub-Department **000 - Revenues** Totals	$109,669.98	$130,525.05	$69,104.99	$106,356.00	$106,356.00	$184,932.00	$78,576.00
	Department **250 - Circuit Clerk** Totals	$109,669.98	$130,525.05	$69,104.99	$106,356.00	$106,356.00	$184,932.00	$78,576.00
	REVENUE TOTALS	$109,669.98	$130,525.05	$69,104.99	$106,356.00	$106,356.00	$184,932.00	$78,576.00
EXPENSE								
Department	**250 - Circuit Clerk**							
Sub-Department	**288 - CIC Operations & Admin**							
Personnel Services- Salaries & Wages								
205.250.288.40000	Salaries and Wages	.00	.00	.00	.00	.00	99,584.00	99,584.00
	Personnel Services- Salaries & Wages Totals	$0.00	$0.00	$0.00	$0.00	$0.00	$99,584.00	$99,584.00
Personnel Services- Employee Benefits								
205.250.288.45000	Healthcare Contribution	.00	.00	.00	.00	.00	39,001.00	39,001.00
205.250.288.45010	Dental Contribution	.00	.00	.00	.00	.00	1,436.00	1,436.00
205.250.288.45100	FICA/SS Contribution	.00	.00	.00	.00	.00	7,620.00	7,620.00
205.250.288.45200	IMRF Contribution	.00	.00	.00	.00	.00	5,478.00	5,478.00
205.250.288.53010	Workers Compensation	.00	.00	.00	.00	.00	1,813.00	1,813.00
	Personnel Services- Employee Benefits Totals	$0.00	$0.00	$0.00	$0.00	$0.00	$55,348.00	$55,348.00
Contractual Services								
205.250.288.50150	Contractual/Consulting Services	.00	16,000.00	12,000.00	20,000.00	20,000.00	20,000.00	.00
	Contractual Services Totals	$0.00	$16,000.00	$12,000.00	$20,000.00	$20,000.00	$20,000.00	$0.00
Commodities								
205.250.288.60010	Operating Supplies	.00	.00	.00	10,000.00	10,000.00	10,000.00	.00
	Commodities Totals	$0.00	$0.00	$0.00	$10,000.00	$10,000.00	$10,000.00	$0.00
Contingency and Other								
205.250.288.89000	Addition to Fund Balance	.00	.00	.00	.00	76,356.00	.00	(76,356.00)
	Contingency and Other Totals	$0.00	$0.00	$0.00	$0.00	$76,356.00	$0.00	($76,356.00)
	Sub-Department **288 - CIC Operations & Admin** Totals	$0.00	$16,000.00	$12,000.00	$30,000.00	$106,356.00	$184,932.00	$78,576.00
	Department **250 - Circuit Clerk** Totals	$0.00	$16,000.00	$12,000.00	$30,000.00	$106,356.00	$184,932.00	$78,576.00
	EXPENSE TOTALS	$0.00	$16,000.00	$12,000.00	$30,000.00	$106,356.00	$184,932.00	$78,576.00

2027 SUMMARY DRAFT SRF Submitted Level Department & Account

Budget Year 2027

G/L Account	Account Description	2024 Actual Amount	2025 Actual Amount	2026 Actual Amount	2026 Estimated Amount	2026 Amended Budget	2027 Submitted Budget	Difference
Fund	**205 - Circuit Ct Clerk Op and Admin** Totals							
	REVENUE TOTALS	$109,669.98	$130,525.05	$69,104.99	$106,356.00	$106,356.00	$184,932.00	$78,576.00
	EXPENSE TOTALS	$0.00	$16,000.00	$12,000.00	$30,000.00	$106,356.00	$184,932.00	$78,576.00
Fund	**205 - Circuit Ct Clerk Op and Admin** Totals	$109,669.98	$114,525.05	$57,104.99	$76,356.00	$0.00	$0.00	$0.00
Fund	**220 - Title IV-D**							
REVENUE								
Department	**300 - State's Attorney**							
Sub-Department	**000 - Revenues**							
Grants								
220.300.000.32020	Title IV-D Grant	765,898.26	428,317.44	.00	.00	.00	.00	.00
220.300.000.33903	Grants - Federal Government	.00	259,009.70	394,536.57	812,258.00	812,258.00	841,288.00	29,030.00
	Grants Totals	$765,898.26	$687,327.14	$394,536.57	$812,258.00	$812,258.00	$841,288.00	$29,030.00
Interest Revenue								
220.300.000.38000	Investment Income	25,830.38	15,837.19	3,442.42	3,531.00	3,531.00	4,272.00	741.00
	Interest Revenue Totals	$25,830.38	$15,837.19	$3,442.42	$3,531.00	$3,531.00	$4,272.00	$741.00
Other								
220.300.000.39900	Fund Balance Utilization	.00	.00	.00	70,793.00	92,000.00	20,803.00	(71,197.00)
	Other Totals	$0.00	$0.00	$0.00	$70,793.00	$92,000.00	$20,803.00	($71,197.00)
Transfers In								
220.300.000.39120	Transfer from Grand Victoria Casino Elgin Fund 120	29,828.00	4,933.00	.00	.00	.00	.00	.00
	Transfers In Totals	$29,828.00	$4,933.00	$0.00	$0.00	$0.00	$0.00	$0.00
Sub-Department	**000 - Revenues** Totals	$821,556.64	$708,097.33	$397,978.99	$886,582.00	$907,789.00	$866,363.00	($41,426.00)
Department	**300 - State's Attorney** Totals	$821,556.64	$708,097.33	$397,978.99	$886,582.00	$907,789.00	$866,363.00	($41,426.00)
	REVENUE TOTALS	$821,556.64	$708,097.33	$397,978.99	$886,582.00	$907,789.00	$866,363.00	($41,426.00)
EXPENSE								
Department	**300 - State's Attorney**							
Sub-Department	**321 - Title IV-D**							
Services								
220.300.321.45007	Healthcare Contribution Budget Increase	.00	.00	.00	.00	.00	13,547.00	13,547.00
220.300.321.45017	Dental Contribution Budget Increase	.00	.00	.00	.00	.00	390.00	390.00
	Services Totals	$0.00	$0.00	$0.00	$0.00	$0.00	$13,937.00	$13,937.00
Personnel Services- Salaries & Wages								
220.300.321.40000	Salaries and Wages	646,307.13	645,938.40	333,970.23	659,179.00	669,590.00	622,779.00	(46,811.00)
	Personnel Services- Salaries & Wages Totals	$646,307.13	$645,938.40	$333,970.23	$659,179.00	$669,590.00	$622,779.00	($46,811.00)
Personnel Services- Employee Benefits								
220.300.321.45000	Healthcare Contribution	98,602.12	90,985.11	50,075.55	93,398.00	88,120.00	90,310.00	2,190.00
220.300.321.45010	Dental Contribution	3,489.94	2,937.72	1,458.83	2,737.00	2,793.00	2,598.00	(195.00)
220.300.321.45100	FICA/SS Contribution	47,936.98	47,702.47	24,646.07	49,807.00	51,235.00	47,517.00	(3,718.00)
220.300.321.45200	IMRF Contribution	28,785.12	34,270.00	20,948.54	42,458.00	43,798.00	34,160.00	(9,638.00)

2027 SUMMARY DRAFT SRF Submitted Level Department & Account

Budget Year 2027

G/L Account	Account Description	2024 Actual Amount	2025 Actual Amount	2026 Actual Amount	2026 Estimated Amount	2026 Amended Budget	2027 Submitted Budget	Difference
Fund **220 - Title IV-D**								
EXPENSE								
Department **300 - State's Attorney**								
Sub-Department **321 - Title IV-D**								
Personnel Services- Employee Benefits								
220.300.321.53010	Workers Compensation	13,240.00	11,542.00	11,590.00	11,590.00	11,590.00	11,338.00	(252.00)
	Personnel Services- Employee Benefits Totals	$192,054.16	$187,437.30	$108,718.99	$199,990.00	$197,536.00	$185,923.00	($11,613.00)
Contractual Services								
220.300.321.50150	Contractual/Consulting Services	.00	.00	.00	.00	5,000.00	2,500.00	(2,500.00)
220.300.321.50240	Trials and Costs of Hearing	.00	.00	.00	.00	2,500.00	2,500.00	.00
220.300.321.53000	Liability Insurance	19,241.00	24,742.00	24,912.00	24,912.00	24,912.00	24,912.00	.00
220.300.321.53020	Unemployment Claims	310.00	334.00	401.00	401.00	401.00	401.00	.00
220.300.321.53100	Conferences and Meetings	369.96	.00	.00	.00	2,500.00	2,000.00	(500.00)
220.300.321.53110	Employee Training	.00	.00	.00	.00	2,500.00	2,000.00	(500.00)
220.300.321.53120	Employee Mileage Expense	.00	48.90	.00	.00	.00	.00	.00
220.300.321.53130	General Association Dues	2,100.00	2,290.00	1,540.00	2,100.00	2,100.00	2,140.00	40.00
	Contractual Services Totals	$22,020.96	$27,414.90	$26,853.00	$27,413.00	$39,913.00	$36,453.00	($3,460.00)
Commodities								
220.300.321.60000	Office Supplies	.00	1,064.11	.00	.00	750.00	500.00	(250.00)
	Commodities Totals	$0.00	$1,064.11	$0.00	$0.00	$750.00	$500.00	($250.00)
Contingency and Other								
220.300.321.89000	Addition to Fund Balance	.00	.00	.00	.00	.00	6,771.00	6,771.00
	Contingency and Other Totals	$0.00	$0.00	$0.00	$0.00	$0.00	$6,771.00	$6,771.00
	Sub-Department **321 - Title IV-D** Totals	$860,382.25	$861,854.71	$469,542.22	$886,582.00	$907,789.00	$866,363.00	($41,426.00)
	Department **300 - State's Attorney** Totals	$860,382.25	$861,854.71	$469,542.22	$886,582.00	$907,789.00	$866,363.00	($41,426.00)
	EXPENSE TOTALS	$860,382.25	$861,854.71	$469,542.22	$886,582.00	$907,789.00	$866,363.00	($41,426.00)
	Fund **220 - Title IV-D** Totals							
	REVENUE TOTALS	$821,556.64	$708,097.33	$397,978.99	$886,582.00	$907,789.00	$866,363.00	($41,426.00)
	EXPENSE TOTALS	$860,382.25	$861,854.71	$469,542.22	$886,582.00	$907,789.00	$866,363.00	($41,426.00)
	Fund **220 - Title IV-D** Totals	($38,825.61)	($153,757.38)	($71,563.23)	$0.00	$0.00	$0.00	$0.00
Fund **221 - Drug Prosecution**								
REVENUE								
Department **300 - State's Attorney**								
Sub-Department **000 - Revenues**								
Grants								
221.300.000.32030	Drug Prosecution Grant	127,431.00	31,858.00	.00	.00	.00	.00	.00
	Grants Totals	$127,431.00	$31,858.00	$0.00	$0.00	$0.00	$0.00	$0.00

2027 SUMMARY DRAFT SRF Submitted Level Department & Account

Budget Year 2027

G/L Account	Account Description	2024 Actual Amount	2025 Actual Amount	2026 Actual Amount	2026 Estimated Amount	2026 Amended Budget	2027 Submitted Budget	Difference
Fund **221 - Drug Prosecution**								
REVENUE								
Department **300 - State's Attorney**								
Sub-Department **000 - Revenues**								
Fines								
221.300.000.36020	Drug Fines	30,775.34	33,005.59	47,088.60	62,717.00	30,000.00	50,000.00	20,000.00
221.300.000.36025	Forfeited Funds	82,828.98	15,035.65	4,462.64	5,631.00	15,000.00	10,000.00	(5,000.00)
	Fines Totals	$113,604.32	$48,041.24	$51,551.24	$68,348.00	$45,000.00	$60,000.00	$15,000.00
Interest Revenue								
221.300.000.38000	Investment Income	20,169.62	8,016.43	3,604.12	7,053.00	7,053.00	8,534.00	1,481.00
	Interest Revenue Totals	$20,169.62	$8,016.43	$3,604.12	$7,053.00	$7,053.00	$8,534.00	$1,481.00
Other								
221.300.000.39900	Fund Balance Utilization	.00	.00	.00	.00	.00	1,832.00	1,832.00
	Other Totals	$0.00	$0.00	$0.00	$0.00	$0.00	$1,832.00	$1,832.00
Transfers In								
221.300.000.39120	Transfer from Grand Victoria Casino Elgin Fund 120	356,327.00	246,976.00	288,226.00	288,226.00	288,226.00	112,423.00	(175,803.00)
	Transfers In Totals	$356,327.00	$246,976.00	$288,226.00	$288,226.00	$288,226.00	$112,423.00	($175,803.00)
	Sub-Department **000 - Revenues** Totals	$617,531.94	$334,891.67	$343,381.36	$363,627.00	$340,279.00	$182,789.00	($157,490.00)
	Department **300 - State's Attorney** Totals	$617,531.94	$334,891.67	$343,381.36	$363,627.00	$340,279.00	$182,789.00	($157,490.00)
	REVENUE TOTALS	$617,531.94	$334,891.67	$343,381.36	$363,627.00	$340,279.00	$182,789.00	($157,490.00)
EXPENSE								
Department **300 - State's Attorney**								
Sub-Department **322 - Drug Prosecution**								
Services								
221.300.322.45007	Healthcare Contribution Budget Increase	.00	.00	.00	.00	.00	3,193.00	3,193.00
221.300.322.45017	Dental Contribution Budget Increase	.00	.00	.00	.00	.00	108.00	108.00
	Services Totals	$0.00	$0.00	$0.00	$0.00	$0.00	$3,301.00	$3,301.00
Personnel Services- Salaries & Wages								
221.300.322.40000	Salaries and Wages	464,660.02	443,568.05	62,218.16	119,779.00	121,588.00	123,430.00	1,842.00
	Personnel Services- Salaries & Wages Totals	$464,660.02	$443,568.05	$62,218.16	$119,779.00	$121,588.00	$123,430.00	$1,842.00
Personnel Services- Employee Benefits								
221.300.322.45000	Healthcare Contribution	74,805.92	127,388.17	11,656.73	21,625.00	24,349.00	21,285.00	(3,064.00)
221.300.322.45010	Dental Contribution	2,144.90	2,942.25	388.44	717.00	718.00	718.00	.00
221.300.322.45100	FICA/SS Contribution	34,223.72	31,701.10	4,586.39	9,045.00	9,303.00	9,407.00	104.00
221.300.322.45200	IMRF Contribution	21,144.30	22,989.93	3,897.95	7,709.00	7,953.00	6,758.00	(1,195.00)
221.300.322.53010	Workers Compensation	9,622.00	8,392.00	2,105.00	2,105.00	2,105.00	2,247.00	142.00
	Personnel Services- Employee Benefits Totals	$141,940.84	$193,413.45	$22,634.51	$41,201.00	$44,428.00	$40,415.00	($4,013.00)

2027 SUMMARY DRAFT SRF Submitted Level Department & Account

Budget Year 2027

G/L Account	Account Description	2024 Actual Amount	2025 Actual Amount	2026 Actual Amount	2026 Estimated Amount	2026 Amended Budget	2027 Submitted Budget	Difference
Fund	**221 - Drug Prosecution**							
EXPENSE								
Department	**300 - State's Attorney**							
Sub-Department	**322 - Drug Prosecution**							
Contractual Services								
221.300.322.50240	Trials and Costs of Hearing	.00	15.50	59.80	180.00	.00	.00	.00
221.300.322.50270	Court Reporter Costs	9,209.75	6,377.50	4,222.25	8,401.00	6,000.00	7,000.00	1,000.00
221.300.322.53000	Liability Insurance	13,983.00	17,994.00	4,535.00	4,535.00	4,535.00	4,535.00	.00
221.300.322.53020	Unemployment Claims	225.00	243.00	73.00	73.00	73.00	73.00	.00
221.300.322.53100	Conferences and Meetings	6,301.18	2,020.00	2,750.03	5,500.00	5,500.00	3,500.00	(2,000.00)
221.300.322.53130	General Association Dues	1,810.00	2,290.00	385.00	1,155.00	2,100.00	535.00	(1,565.00)
	Contractual Services Totals	$31,528.93	$28,940.00	$12,025.08	$19,844.00	$18,208.00	$15,643.00	($2,565.00)
Contingency and Other								
221.300.322.89000	Addition to Fund Balance	.00	.00	.00	182,803.00	156,055.00	.00	(156,055.00)
	Contingency and Other Totals	$0.00	$0.00	$0.00	$182,803.00	$156,055.00	$0.00	($156,055.00)
Sub-Department	**322 - Drug Prosecution** Totals	$638,129.79	$665,921.50	$96,877.75	$363,627.00	$340,279.00	$182,789.00	($157,490.00)
Department	**300 - State's Attorney** Totals	$638,129.79	$665,921.50	$96,877.75	$363,627.00	$340,279.00	$182,789.00	($157,490.00)
	EXPENSE TOTALS	$638,129.79	$665,921.50	$96,877.75	$363,627.00	$340,279.00	$182,789.00	($157,490.00)
Fund	**221 - Drug Prosecution** Totals							
	REVENUE TOTALS	$617,531.94	$334,891.67	$343,381.36	$363,627.00	$340,279.00	$182,789.00	($157,490.00)
	EXPENSE TOTALS	$638,129.79	$665,921.50	$96,877.75	$363,627.00	$340,279.00	$182,789.00	($157,490.00)
Fund	**221 - Drug Prosecution** Totals	($20,597.85)	($331,029.83)	$246,503.61	$0.00	$0.00	$0.00	$0.00
Fund	**222 - Victim Coordinator Services**							
REVENUE								
Department	**300 - State's Attorney**							
Sub-Department	**000 - Revenues**							
Grants								
222.300.000.32050	Atty General Victim Coord Grant	100,000.00	100,000.00	.00	.00	.00	.00	.00
222.300.000.33902	Grants - State Government	.00	30,460.00	61,848.00	100,000.00	100,000.00	100,000.00	.00
	Grants Totals	$100,000.00	$130,460.00	$61,848.00	$100,000.00	$100,000.00	$100,000.00	$0.00

2027 SUMMARY DRAFT SRF Submitted Level Department & Account

Budget Year 2027

G/L Account	Account Description	2024 Actual Amount	2025 Actual Amount	2026 Actual Amount	2026 Estimated Amount	2026 Amended Budget	2027 Submitted Budget	Difference
Fund	**222 - Victim Coordinator Services**							
REVENUE								
Department	**300 - State's Attorney**							
Sub-Department	**000 - Revenues**							
Interest Revenue								
222.300.000.38000	Investment Income	2,774.82	8,822.26	7,296.77	707.00	707.00	855.00	148.00
	Interest Revenue Totals	$2,774.82	$8,822.26	$7,296.77	$707.00	$707.00	$855.00	$148.00
Other								
222.300.000.39900	Fund Balance Utilization	.00	.00	.00	.00	.00	177,068.00	177,068.00
	Other Totals	$0.00	$0.00	$0.00	$0.00	$0.00	$177,068.00	$177,068.00
Transfers In								
222.300.000.39120	Transfer from Grand Victoria Casino Elgin Fund 120	246,804.00	254,583.00	295,833.00	295,833.00	295,833.00	.00	(295,833.00)
	Transfers In Totals	$246,804.00	$254,583.00	$295,833.00	$295,833.00	$295,833.00	$0.00	($295,833.00)
	Sub-Department **000 - Revenues** Totals	$349,578.82	$393,865.26	$364,977.77	$396,540.00	$396,540.00	$277,923.00	($118,617.00)
	Department **300 - State's Attorney** Totals	$349,578.82	$393,865.26	$364,977.77	$396,540.00	$396,540.00	$277,923.00	($118,617.00)
	REVENUE TOTALS	$349,578.82	$393,865.26	$364,977.77	$396,540.00	$396,540.00	$277,923.00	($118,617.00)
EXPENSE								
Department	**300 - State's Attorney**							
Sub-Department	**323 - Victim Coordinator Services**							
Services								
222.300.323.45007	Healthcare Contribution Budget Increase	.00	.00	.00	.00	.00	8,306.00	8,306.00
222.300.323.45017	Dental Contribution Budget Increase	.00	.00	.00	.00	.00	297.00	297.00
	Services Totals	$0.00	$0.00	$0.00	$0.00	$0.00	$8,603.00	$8,603.00
Personnel Services- Salaries & Wages								
222.300.323.40000	Salaries and Wages	211,568.02	147,234.81	79,091.66	152,201.00	153,393.00	155,714.00	2,321.00
	Personnel Services- Salaries & Wages Totals	$211,568.02	$147,234.81	$79,091.66	$152,201.00	$153,393.00	$155,714.00	$2,321.00
Personnel Services- Employee Benefits								
222.300.323.45000	Healthcare Contribution	60,729.01	55,267.75	29,992.69	55,371.00	55,373.00	55,373.00	.00
222.300.323.45010	Dental Contribution	1,865.07	1,954.61	1,068.21	1,973.00	1,974.00	1,974.00	.00
222.300.323.45100	FICA/SS Contribution	15,218.23	10,300.77	5,548.47	11,302.00	11,738.00	11,915.00	177.00
222.300.323.45200	IMRF Contribution	9,146.94	7,329.97	4,715.79	9,634.00	10,033.00	8,565.00	(1,468.00)
222.300.323.53010	Workers Compensation	3,951.00	4,508.00	2,655.00	2,655.00	2,655.00	2,836.00	181.00
	Personnel Services- Employee Benefits Totals	$90,910.25	$79,361.10	$43,980.16	$80,935.00	$81,773.00	$80,663.00	($1,110.00)
Contractual Services								
222.300.323.53000	Liability Insurance	5,742.00	9,663.00	5,722.00	5,722.00	5,722.00	5,722.00	.00

2027 SUMMARY DRAFT SRF Submitted Level Department & Account

Budget Year 2027

G/L Account	Account Description	2024 Actual Amount	2025 Actual Amount	2026 Actual Amount	2026 Estimated Amount	2026 Amended Budget	2027 Submitted Budget	Difference
Fund	**222 - Victim Coordinator Services**							
EXPENSE								
Department	**300 - State's Attorney**							
Sub-Department	**323 - Victim Coordinator Services**							
Contractual Services								
222.300.323.53020	Unemployment Claims	93.00	131.00	93.00	93.00	93.00	93.00	.00
	Contractual Services Totals	$5,835.00	$9,794.00	$5,815.00	$5,815.00	$5,815.00	$5,815.00	$0.00
Contingency and Other								
222.300.323.89000	Addition to Fund Balance	.00	.00	.00	131,894.00	129,504.00	.00	(129,504.00)
	Contingency and Other Totals	$0.00	$0.00	$0.00	$131,894.00	$129,504.00	$0.00	($129,504.00)
Sub-Department	**323 - Victim Coordinator Services** Totals	$308,313.27	$236,389.91	$128,886.82	$370,845.00	$370,485.00	$250,795.00	($119,690.00)
Sub-Department	**331 - Law Enforcement & Victim Assist**							
Services								
222.300.331.45007	Healthcare Contribution Budget Increase	.00	.00	.00	.00	.00	914.00	914.00
222.300.331.45017	Dental Contribution Budget Increase	.00	.00	.00	.00	.00	27.00	27.00
	Services Totals	$0.00	$0.00	$0.00	$0.00	$0.00	$941.00	$941.00
Personnel Services- Salaries & Wages								
222.300.331.40000	Salaries and Wages	22,755.27	15,820.44	8,456.97	16,277.00	16,528.00	16,778.00	250.00
	Personnel Services- Salaries & Wages Totals	$22,755.27	$15,820.44	$8,456.97	$16,277.00	$16,528.00	$16,778.00	$250.00
Personnel Services- Employee Benefits								
222.300.331.45000	Healthcare Contribution	8,461.40	6,068.79	3,297.19	6,087.00	6,088.00	6,088.00	.00
222.300.331.45010	Dental Contribution	267.86	179.28	97.11	179.00	180.00	180.00	.00
222.300.331.45100	FICA/SS Contribution	1,596.27	1,106.17	592.64	1,208.00	1,265.00	1,285.00	20.00
222.300.331.45200	IMRF Contribution	961.20	787.07	503.68	1,031.00	1,081.00	923.00	(158.00)
222.300.331.53010	Workers Compensation	639.00	274.00	286.00	286.00	286.00	306.00	20.00
	Personnel Services- Employee Benefits Totals	$11,925.73	$8,415.31	$4,776.62	$8,791.00	$8,900.00	$8,782.00	($118.00)
Contractual Services								
222.300.331.53000	Liability Insurance	929.00	588.00	617.00	617.00	617.00	617.00	.00
222.300.331.53020	Unemployment Claims	15.00	8.00	10.00	10.00	10.00	10.00	.00
	Contractual Services Totals	$944.00	$596.00	$627.00	$627.00	$627.00	$627.00	$0.00
Sub-Department	**331 - Law Enforcement & Victim Assist** Totals	$35,625.00	$24,831.75	$13,860.59	$25,695.00	$26,055.00	$27,128.00	$1,073.00
Department	**300 - State's Attorney** Totals	$343,938.27	$261,221.66	$142,747.41	$396,540.00	$396,540.00	$277,923.00	($118,617.00)
	EXPENSE TOTALS	$343,938.27	$261,221.66	$142,747.41	$396,540.00	$396,540.00	$277,923.00	($118,617.00)
Fund	**222 - Victim Coordinator Services** Totals							
	REVENUE TOTALS	$349,578.82	$393,865.26	$364,977.77	$396,540.00	$396,540.00	$277,923.00	($118,617.00)
	EXPENSE TOTALS	$343,938.27	$261,221.66	$142,747.41	$396,540.00	$396,540.00	$277,923.00	($118,617.00)
Fund	**222 - Victim Coordinator Services** Totals	$5,640.55	$132,643.60	$222,230.36	$0.00	$0.00	$0.00	$0.00

2027 SUMMARY DRAFT SRF Submitted Level Department & Account

Budget Year 2027

G/L Account	Account Description	2024 Actual Amount	2025 Actual Amount	2026 Actual Amount	2026 Estimated Amount	2026 Amended Budget	2027 Submitted Budget	Difference
Fund **223 - Domestic Violence**								
REVENUE								
Department **300 - State's Attorney**								
Sub-Department **000 - Revenues**								
Interest Revenue								
223.300.000.38000	Investment Income	13,876.22	10,084.06	4,652.26	4,943.00	4,943.00	5,981.00	1,038.00
	Interest Revenue Totals	$13,876.22	$10,084.06	$4,652.26	$4,943.00	$4,943.00	$5,981.00	$1,038.00
Other								
223.300.000.39900	Fund Balance Utilization	.00	.00	.00	.00	.00	99,421.00	99,421.00
	Other Totals	$0.00	$0.00	$0.00	$0.00	$0.00	$99,421.00	$99,421.00
Transfers In								
223.300.000.39120	Transfer from Grand Victoria Casino Elgin Fund 120	450,755.00	164,831.00	206,081.00	206,081.00	206,081.00	42,483.00	(163,598.00)
	Transfers In Totals	$450,755.00	$164,831.00	$206,081.00	$206,081.00	$206,081.00	$42,483.00	($163,598.00)
	Sub-Department **000 - Revenues** Totals	$464,631.22	$174,915.06	$210,733.26	$211,024.00	$211,024.00	$147,885.00	($63,139.00)
	Department **300 - State's Attorney** Totals	$464,631.22	$174,915.06	$210,733.26	$211,024.00	$211,024.00	$147,885.00	($63,139.00)
	REVENUE TOTALS	$464,631.22	$174,915.06	$210,733.26	$211,024.00	$211,024.00	$147,885.00	($63,139.00)
EXPENSE								
Department **300 - State's Attorney**								
Sub-Department **324 - Domestic Violence**								
Personnel Services- Salaries & Wages								
223.300.324.40000	Salaries and Wages	257,505.68	217,925.57	61,748.73	118,871.00	120,671.00	122,499.00	1,828.00
	Personnel Services- Salaries & Wages Totals	$257,505.68	$217,925.57	$61,748.73	$118,871.00	$120,671.00	$122,499.00	$1,828.00
Personnel Services- Employee Benefits								
223.300.324.45000	Healthcare Contribution	47,103.51	42,208.41	.00	.00	.00	.00	.00
223.300.324.45010	Dental Contribution	1,101.34	975.06	.00	.00	.00	.00	.00
223.300.324.45100	FICA/SS Contribution	18,909.74	15,959.85	4,723.77	9,094.00	9,232.00	9,336.00	104.00
223.300.324.45200	IMRF Contribution	11,909.40	11,407.34	4,014.34	7,750.00	7,893.00	6,712.00	(1,181.00)
223.300.324.53010	Workers Compensation	8,074.00	3,836.00	2,089.00	2,089.00	2,089.00	2,230.00	141.00
	Personnel Services- Employee Benefits Totals	$87,097.99	$74,386.66	$10,827.11	$18,933.00	$19,214.00	$18,278.00	($936.00)
Contractual Services								
223.300.324.50240	Trials and Costs of Hearing	.00	.00	.00	500.00	500.00	500.00	.00
223.300.324.50270	Court Reporter Costs	196.00	176.00	131.50	500.00	500.00	500.00	.00
223.300.324.53000	Liability Insurance	11,734.00	8,224.00	4,501.00	4,501.00	4,501.00	4,501.00	.00
223.300.324.53020	Unemployment Claims	189.00	111.00	72.00	72.00	72.00	72.00	.00
223.300.324.53100	Conferences and Meetings	150.00	.00	.00	500.00	500.00	500.00	.00
223.300.324.53110	Employee Training	.00	.00	.00	500.00	500.00	500.00	.00
223.300.324.53130	General Association Dues	1,295.00	385.00	385.00	525.00	525.00	535.00	10.00
	Contractual Services Totals	$13,564.00	$8,896.00	$5,089.50	$7,098.00	$7,098.00	$7,108.00	$10.00

2027 SUMMARY DRAFT SRF Submitted Level Department & Account

Budget Year 2027

G/L Account	Account Description	2024 Actual Amount	2025 Actual Amount	2026 Actual Amount	2026 Estimated Amount	2026 Amended Budget	2027 Submitted Budget	Difference
Fund	**223 - Domestic Violence**							
EXPENSE								
Department	**300 - State's Attorney**							
Sub-Department	**324 - Domestic Violence**							
Contingency and Other								
223.300.324.89000	Addition to Fund Balance	.00	.00	.00	66,122.00	64,041.00	.00	(64,041.00)
	Contingency and Other Totals	$0.00	$0.00	$0.00	$66,122.00	$64,041.00	$0.00	($64,041.00)
Sub-Department	**324 - Domestic Violence** Totals	$358,167.67	$301,208.23	$77,665.34	$211,024.00	$211,024.00	$147,885.00	($63,139.00)
Department	**300 - State's Attorney** Totals	$358,167.67	$301,208.23	$77,665.34	$211,024.00	$211,024.00	$147,885.00	($63,139.00)
	EXPENSE TOTALS	$358,167.67	$301,208.23	$77,665.34	$211,024.00	$211,024.00	$147,885.00	($63,139.00)
Fund	**223 - Domestic Violence** Totals							
	REVENUE TOTALS	$464,631.22	$174,915.06	$210,733.26	$211,024.00	$211,024.00	$147,885.00	($63,139.00)
	EXPENSE TOTALS	$358,167.67	$301,208.23	$77,665.34	$211,024.00	$211,024.00	$147,885.00	($63,139.00)
Fund	**223 - Domestic Violence** Totals	$106,463.55	($126,293.17)	$133,067.92	$0.00	$0.00	$0.00	$0.00
Fund	**225 - Auto Theft Task Force**							
REVENUE								
Department	**300 - State's Attorney**							
Sub-Department	**000 - Revenues**							
Interest Revenue								
225.300.000.38000	Investment Income	2,346.75	2,458.12	748.41	1,413.00	1,413.00	1,710.00	297.00
	Interest Revenue Totals	$2,346.75	$2,458.12	$748.41	$1,413.00	$1,413.00	$1,710.00	$297.00
Sub-Department	**000 - Revenues** Totals	$2,346.75	$2,458.12	$748.41	$1,413.00	$1,413.00	$1,710.00	$297.00
Department	**300 - State's Attorney** Totals	$2,346.75	$2,458.12	$748.41	$1,413.00	$1,413.00	$1,710.00	$297.00
	REVENUE TOTALS	$2,346.75	$2,458.12	$748.41	$1,413.00	$1,413.00	$1,710.00	$297.00

2027 SUMMARY DRAFT SRF Submitted Level Department & Account

Budget Year 2027

G/L Account	Account Description	2024 Actual Amount	2025 Actual Amount	2026 Actual Amount	2026 Estimated Amount	2026 Amended Budget	2027 Submitted Budget	Difference
Fund **225 - Auto Theft Task Force**								
EXPENSE								
Department **300 - State's Attorney**								
Sub-Department **326 - Auto Theft Task Force**								
Contingency and Other								
225.300.326.89000	Addition to Fund Balance	.00	.00	.00	1,413.00	1,413.00	1,710.00	297.00
	Contingency and Other Totals	$0.00	$0.00	$0.00	$1,413.00	$1,413.00	$1,710.00	$297.00
Sub-Department **326 - Auto Theft Task Force** Totals		$0.00	$0.00	$0.00	$1,413.00	$1,413.00	$1,710.00	$297.00
Department **300 - State's Attorney** Totals		$0.00	$0.00	$0.00	$1,413.00	$1,413.00	$1,710.00	$297.00
EXPENSE TOTALS		$0.00	$0.00	$0.00	$1,413.00	$1,413.00	$1,710.00	$297.00
Fund **225 - Auto Theft Task Force** Totals								
REVENUE TOTALS		$2,346.75	$2,458.12	$748.41	$1,413.00	$1,413.00	$1,710.00	$297.00
EXPENSE TOTALS		$0.00	$0.00	$0.00	$1,413.00	$1,413.00	$1,710.00	$297.00
Fund **225 - Auto Theft Task Force** Totals		$2,346.75	$2,458.12	$748.41	$0.00	$0.00	$0.00	$0.00
Fund **226 - Weed and Seed**								
REVENUE								
Department **300 - State's Attorney**								
Sub-Department **000 - Revenues**								
Interest Revenue								
226.300.000.38000	Investment Income	1,442.37	1,176.26	317.76	436.00	436.00	528.00	92.00
	Interest Revenue Totals	$1,442.37	$1,176.26	$317.76	$436.00	$436.00	$528.00	$92.00
Other								
226.300.000.39900	Fund Balance Utilization	.00	.00	.00	9,564.00	9,564.00	9,472.00	(92.00)
	Other Totals	$0.00	$0.00	$0.00	$9,564.00	$9,564.00	$9,472.00	($92.00)
Sub-Department **000 - Revenues** Totals		$1,442.37	$1,176.26	$317.76	$10,000.00	$10,000.00	$10,000.00	$0.00
Department **300 - State's Attorney** Totals		$1,442.37	$1,176.26	$317.76	$10,000.00	$10,000.00	$10,000.00	$0.00
REVENUE TOTALS		$1,442.37	$1,176.26	$317.76	$10,000.00	$10,000.00	$10,000.00	$0.00
EXPENSE								
Department **300 - State's Attorney**								
Sub-Department **327 - Weed and Seed**								
Contractual Services								
226.300.327.50150	Contractual/Consulting Services	.00	.00	.00	5,000.00	5,000.00	5,000.00	.00
226.300.327.53100	Conferences and Meetings	332.41	.00	.00	.00	.00	.00	.00
	Contractual Services Totals	$332.41	$0.00	$0.00	$5,000.00	$5,000.00	$5,000.00	$0.00

2027 SUMMARY DRAFT SRF Submitted Level Department & Account

Budget Year 2027

G/L Account	Account Description	2024 Actual Amount	2025 Actual Amount	2026 Actual Amount	2026 Estimated Amount	2026 Amended Budget	2027 Submitted Budget	Difference
Fund **226 - Weed and Seed**								
EXPENSE								
Department **300 - State's Attorney**								
Sub-Department **327 - Weed and Seed**								
Commodities								
226.300.327.60000	Office Supplies	1,469.35	4,185.00	.00	5,000.00	5,000.00	5,000.00	.00
	Commodities Totals	$1,469.35	$4,185.00	$0.00	$5,000.00	$5,000.00	$5,000.00	$0.00
Sub-Department **327 - Weed and Seed** Totals		$1,801.76	$4,185.00	$0.00	$10,000.00	$10,000.00	$10,000.00	$0.00
Department **300 - State's Attorney** Totals		$1,801.76	$4,185.00	$0.00	$10,000.00	$10,000.00	$10,000.00	$0.00
	EXPENSE TOTALS	$1,801.76	$4,185.00	$0.00	$10,000.00	$10,000.00	$10,000.00	$0.00
Fund **226 - Weed and Seed** Totals								
	REVENUE TOTALS	$1,442.37	$1,176.26	$317.76	$10,000.00	$10,000.00	$10,000.00	$0.00
	EXPENSE TOTALS	$1,801.76	$4,185.00	$0.00	$10,000.00	$10,000.00	$10,000.00	$0.00
Fund **226 - Weed and Seed** Totals		($359.39)	($3,008.74)	$317.76	$0.00	$0.00	$0.00	$0.00
Fund **230 - Child Advocacy Center**								
REVENUE								
Department **300 - State's Attorney**								
Sub-Department **000 - Revenues**								
Grants								
230.300.000.32000	Attorney General CAC Grant	9,700.09	85,975.00	.00	.00	.00	.00	.00
230.300.000.32010	DCFS- Child Advocacy Cntr Grant	451,770.65	513,580.96	135,959.64	.00	.00	.00	.00
230.300.000.32715	Fit For Kids Grant	.00	3,000.00	.00	.00	.00	.00	.00
230.300.000.33550	VOCA Grant	127,149.82	82,604.69	.00	.00	.00	.00	.00
230.300.000.33902	Grants - State Government	.00	(17,664.84)	225,600.52	720,858.00	754,664.00	804,665.00	50,001.00
230.300.000.33903	Grants - Federal Government	.00	63,904.40	78,283.01	49,864.00	50,000.00	50,000.00	.00
	Grants Totals	$588,620.56	$731,400.21	$439,843.17	$770,722.00	$804,664.00	$854,665.00	$50,001.00
Charges for Services								
230.300.000.35020	Child Advocacy Center Fees	502,677.98	525,478.99	289,168.89	543,711.00	500,000.00	525,000.00	25,000.00
	Charges for Services Totals	$502,677.98	$525,478.99	$289,168.89	$543,711.00	$500,000.00	$525,000.00	$25,000.00
Reimbursements								
230.300.000.37040	CAC Invest Salary Reimbursement	.00	70,000.00	35,000.00	35,000.00	35,000.00	35,000.00	.00
	Reimbursements Totals	$0.00	$70,000.00	$35,000.00	$35,000.00	$35,000.00	$35,000.00	$0.00
Interest Revenue								
230.300.000.38000	Investment Income	35,767.53	29,214.47	18,642.35	20,479.00	20,479.00	24,778.00	4,299.00
	Interest Revenue Totals	$35,767.53	$29,214.47	$18,642.35	$20,479.00	$20,479.00	$24,778.00	$4,299.00

2027 SUMMARY DRAFT SRF Submitted Level Department & Account

Budget Year 2027

G/L Account	Account Description	2024 Actual Amount	2025 Actual Amount	2026 Actual Amount	2026 Estimated Amount	2026 Amended Budget	2027 Submitted Budget	Difference
Fund **230 - Child Advocacy Center**								
REVENUE								
Department **300 - State's Attorney**								
Sub-Department **000 - Revenues**								
Other								
230.300.000.38900	Miscellaneous Other	1,990.68	55.00	25.00	25.00	.00	.00	.00
	Other Totals	$1,990.68	$55.00	$25.00	$25.00	$0.00	$0.00	$0.00
Transfers In								
230.300.000.39120	Transfer from Grand Victoria Casino Elgin Fund 120	888,556.00	1,064,481.00	1,105,731.00	1,105,731.00	1,105,731.00	1,056,057.00	(49,674.00)
	Transfers In Totals	$888,556.00	$1,064,481.00	$1,105,731.00	$1,105,731.00	$1,105,731.00	$1,056,057.00	($49,674.00)
	Sub-Department **000 - Revenues** Totals	$2,017,612.75	$2,420,629.67	$1,888,410.41	$2,475,668.00	$2,465,874.00	$2,495,500.00	$29,626.00
	Department **300 - State's Attorney** Totals	$2,017,612.75	$2,420,629.67	$1,888,410.41	$2,475,668.00	$2,465,874.00	$2,495,500.00	$29,626.00
	REVENUE TOTALS	$2,017,612.75	$2,420,629.67	$1,888,410.41	$2,475,668.00	$2,465,874.00	$2,495,500.00	$29,626.00
EXPENSE								
Department **300 - State's Attorney**								
Sub-Department **301 - Child Advocacy Center**								
Services								
230.300.301.45007	Healthcare Contribution Budget Increase	.00	.00	.00	.00	.00	40,421.00	40,421.00
230.300.301.45017	Dental Contribution Budget Increase	.00	.00	.00	.00	.00	1,020.00	1,020.00
	Services Totals	$0.00	$0.00	$0.00	$0.00	$0.00	$41,441.00	$41,441.00
Personnel Services- Salaries & Wages								
230.300.301.40000	Salaries and Wages	1,600,823.46	1,763,614.68	771,824.43	1,487,663.00	1,512,333.00	1,535,326.00	22,993.00
230.300.301.40300	Employee Per Diem	15,600.00	15,600.00	8,100.00	15,600.00	15,600.00	15,600.00	.00
	Personnel Services- Salaries & Wages Totals	$1,616,423.46	$1,779,214.68	$779,924.43	$1,503,263.00	$1,527,933.00	$1,550,926.00	$22,993.00
Personnel Services- Employee Benefits								
230.300.301.45000	Healthcare Contribution	336,061.89	353,733.17	155,229.09	290,593.00	272,826.00	269,470.00	(3,356.00)
230.300.301.45010	Dental Contribution	9,505.57	8,620.57	3,689.51	6,832.00	8,072.00	6,797.00	(1,275.00)
230.300.301.45100	FICA/SS Contribution	118,475.73	131,056.78	57,153.93	113,274.00	115,714.00	118,524.00	2,810.00
230.300.301.45200	IMRF Contribution	71,312.49	93,543.93	48,657.95	96,600.00	98,917.00	84,348.00	(14,569.00)
230.300.301.53010	Workers Compensation	34,013.00	32,347.00	26,445.00	26,445.00	26,445.00	28,236.00	1,791.00
	Personnel Services- Employee Benefits Totals	$569,368.68	$619,301.45	$291,175.48	$533,744.00	$521,974.00	$507,375.00	($14,599.00)
Contractual Services								
230.300.301.50150	Contractual/Consulting Services	6,848.85	7,053.45	4,524.79	13,575.00	7,500.00	7,500.00	.00
230.300.301.50205	Examinations	.00	.00	.00	.00	2,500.00	1,000.00	(1,500.00)
230.300.301.50240	Trials and Costs of Hearing	2,393.44	315.63	.00	.00	2,500.00	2,500.00	.00
230.300.301.50260	Witness Costs	288.98	4,931.13	.00	.00	7,500.00	6,000.00	(1,500.00)

2027 SUMMARY DRAFT SRF Submitted Level Department & Account

Budget Year 2027

G/L Account	Account Description	2024 Actual Amount	2025 Actual Amount	2026 Actual Amount	2026 Estimated Amount	2026 Amended Budget	2027 Submitted Budget	Difference
Fund	**230 - Child Advocacy Center**							
EXPENSE								
Department	**300 - State's Attorney**							
Sub-Department	**301 - Child Advocacy Center**							
Contractual Services								
230.300.301.50270	Court Reporter Costs	3,484.50	2,996.00	1,730.50	3,912.00	4,000.00	4,000.00	.00
230.300.301.50620	Counseling Services	12,300.00	.00	5,000.00	.00	10,000.00	120,000.00	110,000.00
230.300.301.52140	Repairs and Maint- Copiers	6,481.60	7,668.39	4,044.39	5,926.00	6,500.00	8,000.00	1,500.00
230.300.301.52230	Repairs and Maint- Vehicles	.00	403.68	.00	.00	2,000.00	2,000.00	.00
230.300.301.53000	Liability Insurance	49,431.00	68,770.00	56,992.00	56,992.00	56,992.00	56,992.00	.00
230.300.301.53020	Unemployment Claims	795.00	927.00	917.00	917.00	917.00	917.00	.00
230.300.301.53060	General Printing	752.75	623.35	.00	.00	.00	1,000.00	1,000.00
230.300.301.53100	Conferences and Meetings	30,231.59	69,267.23	16,427.00	64,664.00	73,700.00	75,000.00	1,300.00
230.300.301.53110	Employee Training	9,506.19	5,020.72	1,086.70	11,087.00	15,000.00	15,000.00	.00
230.300.301.53120	Employee Mileage Expense	(57.25)	.00	.00	.00	500.00	500.00	.00
230.300.301.53130	General Association Dues	3,365.00	4,910.00	3,775.00	4,975.00	5,125.00	6,740.00	1,615.00
	Contractual Services Totals	$125,821.65	$172,886.58	$94,497.38	$162,048.00	$194,734.00	$307,149.00	$112,415.00
Commodities								
230.300.301.60000	Office Supplies	103.36	75.32	.00	.00	1,000.00	1,000.00	.00
230.300.301.60010	Operating Supplies	21,303.76	23,601.60	13,495.32	3,366.00	13,190.00	25,000.00	11,810.00
230.300.301.60020	Computer Related Supplies	.00	1,321.80	.00	.00	.00	1,000.00	1,000.00
230.300.301.60050	Books and Subscriptions	982.67	1,945.89	476.99	678.00	1,800.00	2,000.00	200.00
230.300.301.60060	Computer Software- Non Capital	2,635.87	163.90	101.94	204.00	1,000.00	1,000.00	.00
230.300.301.60070	Computer Hardware- Non Capital	6,508.00	5,066.99	.00	.00	6,000.00	5,000.00	(1,000.00)
230.300.301.60290	Photography Supplies	.00	.00	.00	.00	1,000.00	1,000.00	.00
230.300.301.63040	Fuel- Vehicles	2,804.81	2,058.99	2,685.63	6,701.00	2,500.00	2,500.00	.00
230.300.301.64000	Telephone	8,408.32	8,619.32	4,466.10	.00	2,500.00	8,600.00	6,100.00
	Commodities Totals	$42,746.79	$42,853.81	$21,225.98	$10,949.00	$28,990.00	$47,100.00	$18,110.00
Capital								
230.300.301.70070	Automotive Equipment	71,097.06	.00	.00	.00	.00	.00	.00
	Capital Totals	$71,097.06	$0.00	$0.00	$0.00	$0.00	$0.00	$0.00
Contingency and Other								
230.300.301.89000	Addition to Fund Balance	.00	.00	.00	265,664.00	192,243.00	41,509.00	(150,734.00)
	Contingency and Other Totals	$0.00	$0.00	$0.00	$265,664.00	$192,243.00	$41,509.00	($150,734.00)
Sub-Department	**301 - Child Advocacy Center** Totals	$2,425,457.64	$2,614,256.52	$1,186,823.27	$2,475,668.00	$2,465,874.00	$2,495,500.00	$29,626.00
Department	**300 - State's Attorney** Totals	$2,425,457.64	$2,614,256.52	$1,186,823.27	$2,475,668.00	$2,465,874.00	$2,495,500.00	$29,626.00
	EXPENSE TOTALS	$2,425,457.64	$2,614,256.52	$1,186,823.27	$2,475,668.00	$2,465,874.00	$2,495,500.00	$29,626.00
Fund	**230 - Child Advocacy Center** Totals							
	REVENUE TOTALS	$2,017,612.75	$2,420,629.67	$1,888,410.41	$2,475,668.00	$2,465,874.00	$2,495,500.00	$29,626.00

2027 SUMMARY DRAFT SRF Submitted Level Department & Account

Budget Year 2027

G/L Account	Account Description	2024 Actual Amount	2025 Actual Amount	2026 Actual Amount	2026 Estimated Amount	2026 Amended Budget	2027 Submitted Budget	Difference
	EXPENSE TOTALS	$2,425,457.64	$2,614,256.52	$1,186,823.27	$2,475,668.00	$2,465,874.00	$2,495,500.00	$29,626.00
	Fund **230 - Child Advocacy Center** Totals	($407,844.89)	($193,626.85)	$701,587.14	$0.00	$0.00	$0.00	$0.00
Fund **231 - Equitable Sharing Program**								
REVENUE								
Department **300 - State's Attorney**								
Sub-Department **000 - Revenues**								
Interest Revenue								
231.300.000.38000	Investment Income	2,721.48	2,841.14	865.02	1,413.00	1,413.00	1,710.00	297.00
	Interest Revenue Totals	$2,721.48	$2,841.14	$865.02	$1,413.00	$1,413.00	$1,710.00	$297.00
	Sub-Department **000 - Revenues** Totals	$2,721.48	$2,841.14	$865.02	$1,413.00	$1,413.00	$1,710.00	$297.00
	Department **300 - State's Attorney** Totals	$2,721.48	$2,841.14	$865.02	$1,413.00	$1,413.00	$1,710.00	$297.00
	REVENUE TOTALS	$2,721.48	$2,841.14	$865.02	$1,413.00	$1,413.00	$1,710.00	$297.00
EXPENSE								
Department **300 - State's Attorney**								
Sub-Department **332 - Equitable Sharing Program**								
Contingency and Other								
231.300.332.89000	Addition to Fund Balance	.00	.00	.00	1,413.00	1,413.00	1,710.00	297.00
	Contingency and Other Totals	$0.00	$0.00	$0.00	$1,413.00	$1,413.00	$1,710.00	$297.00
	Sub-Department **332 - Equitable Sharing Program** Totals	$0.00	$0.00	$0.00	$1,413.00	$1,413.00	$1,710.00	$297.00
	Department **300 - State's Attorney** Totals	$0.00	$0.00	$0.00	$1,413.00	$1,413.00	$1,710.00	$297.00
	EXPENSE TOTALS	$0.00	$0.00	$0.00	$1,413.00	$1,413.00	$1,710.00	$297.00
	Fund **231 - Equitable Sharing Program** Totals							
	REVENUE TOTALS	$2,721.48	$2,841.14	$865.02	$1,413.00	$1,413.00	$1,710.00	$297.00
	EXPENSE TOTALS	$0.00	$0.00	$0.00	$1,413.00	$1,413.00	$1,710.00	$297.00
	Fund **231 - Equitable Sharing Program** Totals	$2,721.48	$2,841.14	$865.02	$0.00	$0.00	$0.00	$0.00
Fund **232 - State's Atty Records Automation**								
REVENUE								
Department **300 - State's Attorney**								
Sub-Department **000 - Revenues**								
Charges for Services								
232.300.000.35300	Records Automation Fees	20,855.93	18,856.85	8,925.98	18,056.00	15,000.00	18,000.00	3,000.00
	Charges for Services Totals	$20,855.93	$18,856.85	$8,925.98	$18,056.00	$15,000.00	$18,000.00	$3,000.00
Interest Revenue								
232.300.000.38000	Investment Income	4,416.37	3,372.69	1,167.37	2,825.00	2,825.00	3,418.00	593.00
	Interest Revenue Totals	$4,416.37	$3,372.69	$1,167.37	$2,825.00	$2,825.00	$3,418.00	$593.00
	Sub-Department **000 - Revenues** Totals	$25,272.30	$22,229.54	$10,093.35	$20,881.00	$17,825.00	$21,418.00	$3,593.00
	Department **300 - State's Attorney** Totals	$25,272.30	$22,229.54	$10,093.35	$20,881.00	$17,825.00	$21,418.00	$3,593.00
	REVENUE TOTALS	$25,272.30	$22,229.54	$10,093.35	$20,881.00	$17,825.00	$21,418.00	$3,593.00

2027 SUMMARY DRAFT SRF Submitted Level Department & Account

Budget Year 2027

G/L Account	Account Description	2024 Actual Amount	2025 Actual Amount	2026 Actual Amount	2026 Estimated Amount	2026 Amended Budget	2027 Submitted Budget	Difference
Fund	**232 - State's Atty Records Automation**							
EXPENSE								
Department	**300 - State's Attorney**							
Sub-Department	**333 - State's Atty Records Automation**							
Personnel Services- Salaries & Wages								
232.300.333.40000	Salaries and Wages	36,115.72	15,207.87	.00	.00	.00	.00	.00
	Personnel Services- Salaries & Wages Totals	$36,115.72	$15,207.87	$0.00	$0.00	$0.00	$0.00	$0.00
Personnel Services- Employee Benefits								
232.300.333.45000	Healthcare Contribution	7,675.80	2,737.37	.00	.00	.00	.00	.00
232.300.333.45010	Dental Contribution	387.19	64.54	.00	.00	.00	.00	.00
232.300.333.45100	FICA/SS Contribution	2,622.82	1,112.79	.00	.00	.00	.00	.00
232.300.333.45200	IMRF Contribution	1,577.85	788.92	.00	.00	.00	.00	.00
232.300.333.53010	Workers Compensation	835.00	597.00	.00	.00	.00	.00	.00
	Personnel Services- Employee Benefits Totals	$13,098.66	$5,300.62	$0.00	$0.00	$0.00	$0.00	$0.00
Contractual Services								
232.300.333.53000	Liability Insurance	1,213.00	1,279.00	.00	.00	.00	.00	.00
232.300.333.53020	Unemployment Claims	20.00	18.00	.00	.00	.00	.00	.00
	Contractual Services Totals	$1,233.00	$1,297.00	$0.00	$0.00	$0.00	$0.00	$0.00
Contingency and Other								
232.300.333.89000	Addition to Fund Balance	.00	.00	.00	20,881.00	17,825.00	21,418.00	3,593.00
	Contingency and Other Totals	$0.00	$0.00	$0.00	$20,881.00	$17,825.00	$21,418.00	$3,593.00
Sub-Department	**333 - State's Atty Records Automation** Totals	$50,447.38	$21,805.49	$0.00	$20,881.00	$17,825.00	$21,418.00	$3,593.00
Department	**300 - State's Attorney** Totals	$50,447.38	$21,805.49	$0.00	$20,881.00	$17,825.00	$21,418.00	$3,593.00
	EXPENSE TOTALS	$50,447.38	$21,805.49	$0.00	$20,881.00	$17,825.00	$21,418.00	$3,593.00
Fund	**232 - State's Atty Records Automation** Totals							
	REVENUE TOTALS	$25,272.30	$22,229.54	$10,093.35	$20,881.00	$17,825.00	$21,418.00	$3,593.00
	EXPENSE TOTALS	$50,447.38	$21,805.49	$0.00	$20,881.00	$17,825.00	$21,418.00	$3,593.00
Fund	**232 - State's Atty Records Automation** Totals	($25,175.08)	$424.05	$10,093.35	$0.00	$0.00	$0.00	$0.00

2027 SUMMARY DRAFT SRF Submitted Level Department & Account

Budget Year 2027

G/L Account	Account Description	2024 Actual Amount	2025 Actual Amount	2026 Actual Amount	2026 Estimated Amount	2026 Amended Budget	2027 Submitted Budget	Difference
Fund	**233 - Bad Check Restitution**							
REVENUE								
Department	**300 - State's Attorney**							
Sub-Department	**000 - Revenues**							
Interest Revenue								
233.300.000.38000	Investment Income	2,791.07	2,923.54	890.12	1,413.00	1,413.00	1,710.00	297.00
	Interest Revenue Totals	$2,791.07	$2,923.54	$890.12	$1,413.00	$1,413.00	$1,710.00	$297.00
Sub-Department	**000 - Revenues** Totals	$2,791.07	$2,923.54	$890.12	$1,413.00	$1,413.00	$1,710.00	$297.00
Department	**300 - State's Attorney** Totals	$2,791.07	$2,923.54	$890.12	$1,413.00	$1,413.00	$1,710.00	$297.00
	REVENUE TOTALS	$2,791.07	$2,923.54	$890.12	$1,413.00	$1,413.00	$1,710.00	$297.00
EXPENSE								
Department	**300 - State's Attorney**							
Sub-Department	**338 - Bad Check Restitution**							
Contingency and Other								
233.300.338.89000	Addition to Fund Balance	.00	.00	.00	1,413.00	1,413.00	1,710.00	297.00
	Contingency and Other Totals	$0.00	$0.00	$0.00	$1,413.00	$1,413.00	$1,710.00	$297.00
Sub-Department	**338 - Bad Check Restitution** Totals	$0.00	$0.00	$0.00	$1,413.00	$1,413.00	$1,710.00	$297.00
Department	**300 - State's Attorney** Totals	$0.00	$0.00	$0.00	$1,413.00	$1,413.00	$1,710.00	$297.00
	EXPENSE TOTALS	$0.00	$0.00	$0.00	$1,413.00	$1,413.00	$1,710.00	$297.00
Fund	**233 - Bad Check Restitution** Totals							
	REVENUE TOTALS	$2,791.07	$2,923.54	$890.12	$1,413.00	$1,413.00	$1,710.00	$297.00
	EXPENSE TOTALS	$0.00	$0.00	$0.00	$1,413.00	$1,413.00	$1,710.00	$297.00
Fund	**233 - Bad Check Restitution** Totals	$2,791.07	$2,923.54	$890.12	$0.00	$0.00	$0.00	$0.00
Fund	**234 - Drug Asset Forfeiture**							
REVENUE								
Department	**300 - State's Attorney**							
Sub-Department	**000 - Revenues**							
Interest Revenue								
234.300.000.38000	Investment Income	300.92	1,039.16	316.39	8,474.00	8,474.00	10,253.00	1,779.00
	Interest Revenue Totals	$300.92	$1,039.16	$316.39	$8,474.00	$8,474.00	$10,253.00	$1,779.00
Sub-Department	**000 - Revenues** Totals	$300.92	$1,039.16	$316.39	$8,474.00	$8,474.00	$10,253.00	$1,779.00
Department	**300 - State's Attorney** Totals	$300.92	$1,039.16	$316.39	$8,474.00	$8,474.00	$10,253.00	$1,779.00
	REVENUE TOTALS	$300.92	$1,039.16	$316.39	$8,474.00	$8,474.00	$10,253.00	$1,779.00

2027 SUMMARY DRAFT SRF Submitted Level Department & Account

Budget Year 2027

G/L Account	Account Description	2024 Actual Amount	2025 Actual Amount	2026 Actual Amount	2026 Estimated Amount	2026 Amended Budget	2027 Submitted Budget	Difference
Fund	**234 - Drug Asset Forfeiture**							
EXPENSE								
Department	**300 - State's Attorney**							
Sub-Department	**339 - Drug Asset Forfeiture**							
Contingency and Other								
234.300.339.89000	Addition to Fund Balance	.00	.00	.00	8,474.00	8,474.00	10,253.00	1,779.00
	Contingency and Other Totals	$0.00	$0.00	$0.00	$8,474.00	$8,474.00	$10,253.00	$1,779.00
Sub-Department	**339 - Drug Asset Forfeiture** Totals	$0.00	$0.00	$0.00	$8,474.00	$8,474.00	$10,253.00	$1,779.00
Department	**300 - State's Attorney** Totals	$0.00	$0.00	$0.00	$8,474.00	$8,474.00	$10,253.00	$1,779.00
	EXPENSE TOTALS	$0.00	$0.00	$0.00	$8,474.00	$8,474.00	$10,253.00	$1,779.00
Fund	**234 - Drug Asset Forfeiture** Totals							
	REVENUE TOTALS	$300.92	$1,039.16	$316.39	$8,474.00	$8,474.00	$10,253.00	$1,779.00
	EXPENSE TOTALS	$0.00	$0.00	$0.00	$8,474.00	$8,474.00	$10,253.00	$1,779.00
Fund	**234 - Drug Asset Forfeiture** Totals	$300.92	$1,039.16	$316.39	$0.00	$0.00	$0.00	$0.00
Fund	**235 - State's Attorney Employee Events**							
REVENUE								
Department	**300 - State's Attorney**							
Sub-Department	**000 - Revenues**							
Interest Revenue								
235.300.000.38000	Investment Income	95.18	99.69	30.36	39.00	39.00	47.00	8.00
	Interest Revenue Totals	$95.18	$99.69	$30.36	$39.00	$39.00	$47.00	$8.00
Sub-Department	**000 - Revenues** Totals	$95.18	$99.69	$30.36	$39.00	$39.00	$47.00	$8.00
Department	**300 - State's Attorney** Totals	$95.18	$99.69	$30.36	$39.00	$39.00	$47.00	$8.00
	REVENUE TOTALS	$95.18	$99.69	$30.36	$39.00	$39.00	$47.00	$8.00
EXPENSE								
Department	**300 - State's Attorney**							
Sub-Department	**340 - State's Attorney Employee Events**							
Contingency and Other								
235.300.340.89000	Addition to Fund Balance	.00	.00	.00	39.00	39.00	47.00	8.00
	Contingency and Other Totals	$0.00	$0.00	$0.00	$39.00	$39.00	$47.00	$8.00
Sub-Department	**340 - State's Attorney Employee Events** Totals	$0.00	$0.00	$0.00	$39.00	$39.00	$47.00	$8.00
Department	**300 - State's Attorney** Totals	$0.00	$0.00	$0.00	$39.00	$39.00	$47.00	$8.00
	EXPENSE TOTALS	$0.00	$0.00	$0.00	$39.00	$39.00	$47.00	$8.00
Fund	**235 - State's Attorney Employee Events** Totals							
	REVENUE TOTALS	$95.18	$99.69	$30.36	$39.00	$39.00	$47.00	$8.00
	EXPENSE TOTALS	$0.00	$0.00	$0.00	$39.00	$39.00	$47.00	$8.00
Fund	**235 - State's Attorney Employee Events** Totals	$95.18	$99.69	$30.36	$0.00	$0.00	$0.00	$0.00

2027 SUMMARY DRAFT SRF Submitted Level Department & Account

Budget Year 2027

G/L Account	Account Description	2024 Actual Amount	2025 Actual Amount	2026 Actual Amount	2026 Estimated Amount	2026 Amended Budget	2027 Submitted Budget	Difference
Fund	**236 - Child Advocacy Advisory Board**							
REVENUE								
Department	**300 - State's Attorney**							
Sub-Department	**000 - Revenues**							
Interest Revenue								
236.300.000.38000	Investment Income	1,734.27	1,729.94	551.68	707.00	707.00	855.00	148.00
	Interest Revenue Totals	$1,734.27	$1,729.94	$551.68	$707.00	$707.00	$855.00	$148.00
Sub-Department	**000 - Revenues** Totals	$1,734.27	$1,729.94	$551.68	$707.00	$707.00	$855.00	$148.00
Department	**300 - State's Attorney** Totals	$1,734.27	$1,729.94	$551.68	$707.00	$707.00	$855.00	$148.00
	REVENUE TOTALS	$1,734.27	$1,729.94	$551.68	$707.00	$707.00	$855.00	$148.00
EXPENSE								
Department	**300 - State's Attorney**							
Sub-Department	**341 - Child Advocacy Advisory Board**							
Contingency and Other								
236.300.341.89000	Addition to Fund Balance	.00	.00	.00	707.00	707.00	855.00	148.00
	Contingency and Other Totals	$0.00	$0.00	$0.00	$707.00	$707.00	$855.00	$148.00
Sub-Department	**341 - Child Advocacy Advisory Board** Totals	$0.00	$0.00	$0.00	$707.00	$707.00	$855.00	$148.00
Department	**300 - State's Attorney** Totals	$0.00	$0.00	$0.00	$707.00	$707.00	$855.00	$148.00
	EXPENSE TOTALS	$0.00	$0.00	$0.00	$707.00	$707.00	$855.00	$148.00
Fund	**236 - Child Advocacy Advisory Board** Totals							
	REVENUE TOTALS	$1,734.27	$1,729.94	$551.68	$707.00	$707.00	$855.00	$148.00
	EXPENSE TOTALS	$0.00	$0.00	$0.00	$707.00	$707.00	$855.00	$148.00
Fund	**236 - Child Advocacy Advisory Board** Totals	$1,734.27	$1,729.94	$551.68	$0.00	$0.00	$0.00	$0.00
Fund	**237 - Money Laundering - State's Atty**							
REVENUE								
Department	**300 - State's Attorney**							
Sub-Department	**000 - Revenues**							
Fines								
237.300.000.36025	Forfeited Funds	239,442.46	.00	.00	.00	.00	.00	.00
	Fines Totals	$239,442.46	$0.00	$0.00	$0.00	$0.00	$0.00	$0.00
Interest Revenue								
237.300.000.38000	Investment Income	21,935.65	29,208.52	7,471.17	7,062.00	7,062.00	8,544.00	1,482.00
	Interest Revenue Totals	$21,935.65	$29,208.52	$7,471.17	$7,062.00	$7,062.00	$8,544.00	$1,482.00

2027 SUMMARY DRAFT SRF Submitted Level Department & Account

Budget Year 2027

G/L Account	Account Description	2024 Actual Amount	2025 Actual Amount	2026 Actual Amount	2026 Estimated Amount	2026 Amended Budget	2027 Submitted Budget	Difference
Fund	**237 - Money Laundering - State's Atty**							
REVENUE								
Department	**300 - State's Attorney**							
Sub-Department	**000 - Revenues**							
Other								
237.300.000.39900	Fund Balance Utilization	.00	.00	.00	161,251.00	161,251.00	159,769.00	(1,482.00)
	Other Totals	$0.00	$0.00	$0.00	$161,251.00	$161,251.00	$159,769.00	($1,482.00)
Sub-Department	**000 - Revenues** Totals	$261,378.11	$29,208.52	$7,471.17	$168,313.00	$168,313.00	$168,313.00	$0.00
Department	**300 - State's Attorney** Totals	$261,378.11	$29,208.52	$7,471.17	$168,313.00	$168,313.00	$168,313.00	$0.00
	REVENUE TOTALS	$261,378.11	$29,208.52	$7,471.17	$168,313.00	$168,313.00	$168,313.00	$0.00
EXPENSE								
Department	**300 - State's Attorney**							
Sub-Department	**342 - Money Laundering**							
Contractual Services								
237.300.342.50150	Contractual/Consulting Services	9,200.00	.00	55,000.00	60,000.00	60,000.00	60,000.00	.00
	Contractual Services Totals	$9,200.00	$0.00	$55,000.00	$60,000.00	$60,000.00	$60,000.00	$0.00
Commodities								
237.300.342.60050	Books and Subscriptions	.00	.00	50,439.03	108,313.00	108,313.00	108,313.00	.00
	Commodities Totals	$0.00	$0.00	$50,439.03	$108,313.00	$108,313.00	$108,313.00	$0.00
Sub-Department	**342 - Money Laundering** Totals	$9,200.00	$0.00	$105,439.03	$168,313.00	$168,313.00	$168,313.00	$0.00
Department	**300 - State's Attorney** Totals	$9,200.00	$0.00	$105,439.03	$168,313.00	$168,313.00	$168,313.00	$0.00
	EXPENSE TOTALS	$9,200.00	$0.00	$105,439.03	$168,313.00	$168,313.00	$168,313.00	$0.00
Fund	**237 - Money Laundering - State's Atty** Totals							
	REVENUE TOTALS	$261,378.11	$29,208.52	$7,471.17	$168,313.00	$168,313.00	$168,313.00	$0.00
	EXPENSE TOTALS	$9,200.00	$0.00	$105,439.03	$168,313.00	$168,313.00	$168,313.00	$0.00
Fund	**237 - Money Laundering - State's Atty** Totals	$252,178.11	$29,208.52	($97,967.86)	$0.00	$0.00	$0.00	$0.00

2027 SUMMARY DRAFT SRF Submitted Level Department & Account

Budget Year 2027

G/L Account	Account Description	2024 Actual Amount	2025 Actual Amount	2026 Actual Amount	2026 Estimated Amount	2026 Amended Budget	2027 Submitted Budget	Difference
Fund **243 - Public Defender Special Fund**								
REVENUE								
Department **360 - Public Defender**								
Sub-Department **000 - Revenues**								
Grants								
243.360.000.33701	Pub Defender IL Supreme Court Allocation	208,295.44	107,385.45	.00	.00	.00	.00	.00
243.360.000.33902	Grants - State Government	.00	.00	.00	107,385.00	104,198.00	107,385.00	3,187.00
	Grants Totals	$208,295.44	$107,385.45	$0.00	$107,385.00	$104,198.00	$107,385.00	$3,187.00
Interest Revenue								
243.360.000.38000	Investment Income	4,562.51	10,515.72	3,309.90	4,361.00	3,604.00	4,361.00	757.00
	Interest Revenue Totals	$4,562.51	$10,515.72	$3,309.90	$4,361.00	$3,604.00	$4,361.00	$757.00
	Sub-Department **000 - Revenues** Totals	$212,857.95	$117,901.17	$3,309.90	$111,746.00	$107,802.00	$111,746.00	$3,944.00
	Department **360 - Public Defender** Totals	$212,857.95	$117,901.17	$3,309.90	$111,746.00	$107,802.00	$111,746.00	$3,944.00
	REVENUE TOTALS	$212,857.95	$117,901.17	$3,309.90	$111,746.00	$107,802.00	$111,746.00	$3,944.00
EXPENSE								
Department **360 - Public Defender**								
Sub-Department **360 - Public Defender**								
Contractual Services								
243.360.360.53100	Conferences and Meetings	1,123.22	.00	.00	8,639.00	.00	8,639.00	8,639.00
	Contractual Services Totals	$1,123.22	$0.00	$0.00	$8,639.00	$0.00	$8,639.00	$8,639.00
Commodities								
243.360.360.60000	Office Supplies	.00	798.99	.00	4,844.00	.00	4,844.00	4,844.00
243.360.360.60010	Operating Supplies	965.53	32,242.27	36,605.03	13,188.00	.00	13,188.00	13,188.00
243.360.360.60055	Office Equipment - Non Capital	23,912.55	34,239.53	.00	85,075.00	.00	85,075.00	85,075.00
	Commodities Totals	$24,878.08	$67,280.79	$36,605.03	$103,107.00	$0.00	$103,107.00	$103,107.00
Contingency and Other								
243.360.360.89000	Addition to Fund Balance	.00	.00	.00	.00	107,802.00	.00	(107,802.00)
	Contingency and Other Totals	$0.00	$0.00	$0.00	$0.00	$107,802.00	$0.00	($107,802.00)
	Sub-Department **360 - Public Defender** Totals	$26,001.30	$67,280.79	$36,605.03	$111,746.00	$107,802.00	$111,746.00	$3,944.00
	Department **360 - Public Defender** Totals	$26,001.30	$67,280.79	$36,605.03	$111,746.00	$107,802.00	$111,746.00	$3,944.00
	EXPENSE TOTALS	$26,001.30	$67,280.79	$36,605.03	$111,746.00	$107,802.00	$111,746.00	$3,944.00
Fund **243 - Public Defender Special Fund** Totals								
	REVENUE TOTALS	$212,857.95	$117,901.17	$3,309.90	$111,746.00	$107,802.00	$111,746.00	$3,944.00
	EXPENSE TOTALS	$26,001.30	$67,280.79	$36,605.03	$111,746.00	$107,802.00	$111,746.00	$3,944.00
Fund **243 - Public Defender Special Fund** Totals		$186,856.65	$50,620.38	($33,295.13)	$0.00	$0.00	$0.00	$0.00

2027 SUMMARY DRAFT SRF Submitted Level Department & Account

Budget Year 2027

G/L Account	Account Description	2024 Actual Amount	2025 Actual Amount	2026 Actual Amount	2026 Estimated Amount	2026 Amended Budget	2027 Submitted Budget	Difference
Fund	**244 - Public Defender Rec Automation**							
REVENUE								
Department	**360 - Public Defender**							
Sub-Department	**000 - Revenues**							
Charges for Services								
244.360.000.35300	Records Automation Fees	10,560.75	9,546.30	4,613.39	3,000.00	1,000.00	1,000.00	.00
	Charges for Services Totals	$10,560.75	$9,546.30	$4,613.39	$3,000.00	$1,000.00	$1,000.00	$0.00
Interest Revenue								
244.360.000.38000	Investment Income	2,349.54	3,139.33	1,053.59	707.00	707.00	855.00	148.00
	Interest Revenue Totals	$2,349.54	$3,139.33	$1,053.59	$707.00	$707.00	$855.00	$148.00
	Sub-Department **000 - Revenues** Totals	$12,910.29	$12,685.63	$5,666.98	$3,707.00	$1,707.00	$1,855.00	$148.00
	Department **360 - Public Defender** Totals	$12,910.29	$12,685.63	$5,666.98	$3,707.00	$1,707.00	$1,855.00	$148.00
	REVENUE TOTALS	$12,910.29	$12,685.63	$5,666.98	$3,707.00	$1,707.00	$1,855.00	$148.00
EXPENSE								
Department	**360 - Public Defender**							
Sub-Department	**362 - PD Records Automation**							
Contractual Services								
244.360.362.50150	Contractual/Consulting Services	.00	.00	.00	1,000.00	1,000.00	1,855.00	855.00
	Contractual Services Totals	$0.00	$0.00	$0.00	$1,000.00	$1,000.00	$1,855.00	$855.00
Contingency and Other								
244.360.362.89000	Addition to Fund Balance	.00	.00	.00	.00	707.00	.00	(707.00)
	Contingency and Other Totals	$0.00	$0.00	$0.00	$0.00	$707.00	$0.00	($707.00)
	Sub-Department **362 - PD Records Automation** Totals	$0.00	$0.00	$0.00	$1,000.00	$1,707.00	$1,855.00	$148.00
	Department **360 - Public Defender** Totals	$0.00	$0.00	$0.00	$1,000.00	$1,707.00	$1,855.00	$148.00
	EXPENSE TOTALS	$0.00	$0.00	$0.00	$1,000.00	$1,707.00	$1,855.00	$148.00
Fund	**244 - Public Defender Rec Automation** Totals							
	REVENUE TOTALS	$12,910.29	$12,685.63	$5,666.98	$3,707.00	$1,707.00	$1,855.00	$148.00
	EXPENSE TOTALS	$0.00	$0.00	$0.00	$1,000.00	$1,707.00	$1,855.00	$148.00
Fund	**244 - Public Defender Rec Automation** Totals	$12,910.29	$12,685.63	$5,666.98	$2,707.00	$0.00	$0.00	$0.00

2027 SUMMARY DRAFT SRF Submitted Level Department & Account

Budget Year 2027

G/L Account	Account Description	2024 Actual Amount	2025 Actual Amount	2026 Actual Amount	2026 Estimated Amount	2026 Amended Budget	2027 Submitted Budget	Difference
Fund **246 - Employee Events Fund**								
REVENUE								
Department **120 - Human Resource Management**								
Sub-Department **000 - Revenues**								
Reimbursements								
246.120.000.37900	Miscellaneous Reimbursement	1,003.67	998.86	445.99	800.00	800.00	800.00	.00
	Reimbursements Totals	$1,003.67	$998.86	$445.99	$800.00	$800.00	$800.00	$0.00
Interest Revenue								
246.120.000.38000	Investment Income	1,280.19	1,416.63	441.95	501.00	501.00	606.00	105.00
	Interest Revenue Totals	$1,280.19	$1,416.63	$441.95	$501.00	$501.00	$606.00	$105.00
	Sub-Department **000 - Revenues** Totals	$2,283.86	$2,415.49	$887.94	$1,301.00	$1,301.00	$1,406.00	$105.00
	Department **120 - Human Resource Management** Totals	$2,283.86	$2,415.49	$887.94	$1,301.00	$1,301.00	$1,406.00	$105.00
	REVENUE TOTALS	$2,283.86	$2,415.49	$887.94	$1,301.00	$1,301.00	$1,406.00	$105.00
EXPENSE								
Department **120 - Human Resource Management**								
Sub-Department **135 - EE Events**								
Commodities								
246.120.135.60080	Employee Recognition Supplies	.00	.00	.00	984.00	984.00	984.00	.00
	Commodities Totals	$0.00	$0.00	$0.00	$984.00	$984.00	$984.00	$0.00
Contingency and Other								
246.120.135.89000	Addition to Fund Balance	.00	.00	.00	.00	317.00	422.00	105.00
	Contingency and Other Totals	$0.00	$0.00	$0.00	$0.00	$317.00	$422.00	$105.00
	Sub-Department **135 - EE Events** Totals	$0.00	$0.00	$0.00	$984.00	$1,301.00	$1,406.00	$105.00
	Department **120 - Human Resource Management** Totals	$0.00	$0.00	$0.00	$984.00	$1,301.00	$1,406.00	$105.00
	EXPENSE TOTALS	$0.00	$0.00	$0.00	$984.00	$1,301.00	$1,406.00	$105.00
	Fund **246 - Employee Events Fund** Totals							
	REVENUE TOTALS	$2,283.86	$2,415.49	$887.94	$1,301.00	$1,301.00	$1,406.00	$105.00
	EXPENSE TOTALS	$0.00	$0.00	$0.00	$984.00	$1,301.00	$1,406.00	$105.00
	Fund **246 - Employee Events Fund** Totals	$2,283.86	$2,415.49	$887.94	$317.00	$0.00	$0.00	$0.00
Fund **247 - EMA Volunteer Fund**								
REVENUE								
Department **380 - Sheriff**								
Sub-Department **000 - Revenues**								
Interest Revenue								
247.380.000.38000	Investment Income	1,690.13	2,880.96	858.16	.00	.00	.00	.00
	Interest Revenue Totals	$1,690.13	$2,880.96	$858.16	$0.00	$0.00	$0.00	$0.00

2027 SUMMARY DRAFT SRF Submitted Level Department & Account

Budget Year 2027

G/L Account	Account Description	2024 Actual Amount	2025 Actual Amount	2026 Actual Amount	2026 Estimated Amount	2026 Amended Budget	2027 Submitted Budget	Difference
Fund	**247 - EMA Volunteer Fund**							
REVENUE								
Department	**380 - Sheriff**							
Sub-Department	**000 - Revenues**							
Other								
247.380.000.38520	General Donations	1,500.00	.00	.00	.00	.00	.00	.00
	Other Totals	$1,500.00	$0.00	$0.00	$0.00	$0.00	$0.00	$0.00
	Sub-Department **000 - Revenues** Totals	$3,190.13	$2,880.96	$858.16	$0.00	$0.00	$0.00	$0.00
	Department **380 - Sheriff** Totals	$3,190.13	$2,880.96	$858.16	$0.00	$0.00	$0.00	$0.00
Department	**510 - Emergency Management Services**							
Sub-Department	**000 - Revenues**							
Interest Revenue								
247.510.000.38000	Investment Income	797.03	.00	.00	707.00	707.00	855.00	148.00
	Interest Revenue Totals	$797.03	$0.00	$0.00	$707.00	$707.00	$855.00	$148.00
Other								
247.510.000.38520	General Donations	8,800.00	16,300.00	1,490.00	3,000.00	3,000.00	3,000.00	.00
247.510.000.39900	Fund Balance Utilization	.00	.00	.00	7,993.00	7,993.00	12,445.00	4,452.00
	Other Totals	$8,800.00	$16,300.00	$1,490.00	$10,993.00	$10,993.00	$15,445.00	$4,452.00
	Sub-Department **000 - Revenues** Totals	$9,597.03	$16,300.00	$1,490.00	$11,700.00	$11,700.00	$16,300.00	$4,600.00
	Department **510 - Emergency Management Services** Totals	$9,597.03	$16,300.00	$1,490.00	$11,700.00	$11,700.00	$16,300.00	$4,600.00
	REVENUE TOTALS	$12,787.16	$19,180.96	$2,348.16	$11,700.00	$11,700.00	$16,300.00	$4,600.00
EXPENSE								
Department	**510 - Emergency Management Services**							
Sub-Department	**511 - EMA Volunteers**							
Contractual Services								
247.510.511.55000	Miscellaneous Contractual Exp	3,103.09	4,232.84	8,703.96	6,800.00	6,800.00	10,000.00	3,200.00
	Contractual Services Totals	$3,103.09	$4,232.84	$8,703.96	$6,800.00	$6,800.00	$10,000.00	$3,200.00
Commodities								
247.510.511.60010	Operating Supplies	1,245.66	2,780.73	4,462.88	4,900.00	4,900.00	6,300.00	1,400.00
	Commodities Totals	$1,245.66	$2,780.73	$4,462.88	$4,900.00	$4,900.00	$6,300.00	$1,400.00
	Sub-Department **511 - EMA Volunteers** Totals	$4,348.75	$7,013.57	$13,166.84	$11,700.00	$11,700.00	$16,300.00	$4,600.00
	Department **510 - Emergency Management Services** Totals	$4,348.75	$7,013.57	$13,166.84	$11,700.00	$11,700.00	$16,300.00	$4,600.00
	EXPENSE TOTALS	$4,348.75	$7,013.57	$13,166.84	$11,700.00	$11,700.00	$16,300.00	$4,600.00
	Fund **247 - EMA Volunteer Fund** Totals							
	REVENUE TOTALS	$12,787.16	$19,180.96	$2,348.16	$11,700.00	$11,700.00	$16,300.00	$4,600.00

2027 SUMMARY DRAFT SRF Submitted Level Department & Account

Budget Year 2027

G/L Account	Account Description	2024 Actual Amount	2025 Actual Amount	2026 Actual Amount	2026 Estimated Amount	2026 Amended Budget	2027 Submitted Budget	Difference
	EXPENSE TOTALS	$4,348.75	$7,013.57	$13,166.84	$11,700.00	$11,700.00	$16,300.00	$4,600.00
	Fund **247 - EMA Volunteer Fund** Totals	$8,438.41	$12,167.39	($10,818.68)	$0.00	$0.00	$0.00	$0.00
Fund **248 - KC Emergency Planning**								
REVENUE								
Department **380 - Sheriff**								
Sub-Department **000 - Revenues**								
Interest Revenue								
248.380.000.38000	Investment Income	1,391.42	2,319.04	768.63	.00	.00	.00	.00
	Interest Revenue Totals	$1,391.42	$2,319.04	$768.63	$0.00	$0.00	$0.00	$0.00
	Sub-Department **000 - Revenues** Totals	$1,391.42	$2,319.04	$768.63	$0.00	$0.00	$0.00	$0.00
	Department **380 - Sheriff** Totals	$1,391.42	$2,319.04	$768.63	$0.00	$0.00	$0.00	$0.00
Department **510 - Emergency Management Services**								
Sub-Department **000 - Revenues**								
Grants								
248.510.000.33903	Grants - Federal Government	.00	.00	.00	.00	.00	11,666.00	11,666.00
	Grants Totals	$0.00	$0.00	$0.00	$0.00	$0.00	$11,666.00	$11,666.00
Reimbursements								
248.510.000.37900	Miscellaneous Reimbursement	750.00	.00	.00	.00	.00	.00	.00
	Reimbursements Totals	$750.00	$0.00	$0.00	$0.00	$0.00	$0.00	$0.00
Interest Revenue								
248.510.000.38000	Investment Income	632.36	.00	.00	707.00	707.00	855.00	148.00
	Interest Revenue Totals	$632.36	$0.00	$0.00	$707.00	$707.00	$855.00	$148.00
Other								
248.510.000.38520	General Donations	4,550.00	3,000.00	5,550.00	3,000.00	3,000.00	3,000.00	.00
	Other Totals	$4,550.00	$3,000.00	$5,550.00	$3,000.00	$3,000.00	$3,000.00	$0.00
	Sub-Department **000 - Revenues** Totals	$5,932.36	$3,000.00	$5,550.00	$3,707.00	$3,707.00	$15,521.00	$11,814.00
	Department **510 - Emergency Management Services** Totals	$5,932.36	$3,000.00	$5,550.00	$3,707.00	$3,707.00	$15,521.00	$11,814.00
	REVENUE TOTALS	$7,323.78	$5,319.04	$6,318.63	$3,707.00	$3,707.00	$15,521.00	$11,814.00
EXPENSE								
Department **510 - Emergency Management Services**								
Sub-Department **512 - KC Emergency Planning**								
Contractual Services								
248.510.512.55000	Miscellaneous Contractual Exp	1,398.85	709.09	1,800.00	1,500.00	1,500.00	13,166.00	11,666.00
	Contractual Services Totals	$1,398.85	$709.09	$1,800.00	$1,500.00	$1,500.00	$13,166.00	$11,666.00

2027 SUMMARY DRAFT SRF Submitted Level Department & Account

Budget Year 2027

G/L Account	Account Description	2024 Actual Amount	2025 Actual Amount	2026 Actual Amount	2026 Estimated Amount	2026 Amended Budget	2027 Submitted Budget	Difference
Fund **248 - KC Emergency Planning**								
EXPENSE								
Department **510 - Emergency Management Services**								
Sub-Department **512 - KC Emergency Planning**								
Commodities								
248.510.512.60010	Operating Supplies	138.00	.00	.00	465.00	465.00	465.00	.00
248.510.512.65000	Miscellaneous Supplies	.00	140.00	140.00	210.00	210.00	210.00	.00
	Commodities Totals	$138.00	$140.00	$140.00	$675.00	$675.00	$675.00	$0.00
Contingency and Other								
248.510.512.89000	Addition to Fund Balance	.00	.00	.00	1,532.00	1,532.00	1,680.00	148.00
	Contingency and Other Totals	$0.00	$0.00	$0.00	$1,532.00	$1,532.00	$1,680.00	$148.00
Sub-Department **512 - KC Emergency Planning** Totals		$1,536.85	$849.09	$1,940.00	$3,707.00	$3,707.00	$15,521.00	$11,814.00
Department **510 - Emergency Management Services** Totals		$1,536.85	$849.09	$1,940.00	$3,707.00	$3,707.00	$15,521.00	$11,814.00
	EXPENSE TOTALS	$1,536.85	$849.09	$1,940.00	$3,707.00	$3,707.00	$15,521.00	$11,814.00
Fund **248 - KC Emergency Planning** Totals								
	REVENUE TOTALS	$7,323.78	$5,319.04	$6,318.63	$3,707.00	$3,707.00	$15,521.00	$11,814.00
	EXPENSE TOTALS	$1,536.85	$849.09	$1,940.00	$3,707.00	$3,707.00	$15,521.00	$11,814.00
Fund **248 - KC Emergency Planning** Totals		$5,786.93	$4,469.95	$4,378.63	$0.00	$0.00	$0.00	$0.00
Fund **249 - Bomb Squad SWAT**								
REVENUE								
Department **380 - Sheriff**								
Sub-Department **000 - Revenues**								
Interest Revenue								
249.380.000.38000	Investment Income	121.10	150.42	45.80	63.00	52.00	63.00	11.00
	Interest Revenue Totals	$121.10	$150.42	$45.80	$63.00	$52.00	$63.00	$11.00

2027 SUMMARY DRAFT SRF Submitted Level Department & Account

Budget Year 2027

G/L Account	Account Description	2024 Actual Amount	2025 Actual Amount	2026 Actual Amount	2026 Estimated Amount	2026 Amended Budget	2027 Submitted Budget	Difference
Fund	**249 - Bomb Squad SWAT**							
REVENUE								
Department	**380 - Sheriff**							
Sub-Department	**000 - Revenues**							
Other								
249.380.000.38900	Miscellaneous Other	63,898.00	2,285.00	.00	.00	5,000.00	2,747.00	(2,253.00)
	Other Totals	$63,898.00	$2,285.00	$0.00	$0.00	$5,000.00	$2,747.00	($2,253.00)
	Sub-Department **000 - Revenues** Totals	$64,019.10	$2,435.42	$45.80	$63.00	$5,052.00	$2,810.00	($2,242.00)
	Department **380 - Sheriff** Totals	$64,019.10	$2,435.42	$45.80	$63.00	$5,052.00	$2,810.00	($2,242.00)
	REVENUE TOTALS	$64,019.10	$2,435.42	$45.80	$63.00	$5,052.00	$2,810.00	($2,242.00)
EXPENSE								
Department	**380 - Sheriff**							
Sub-Department	**385 - Bomb Squad SWAT**							
Contractual Services								
249.380.385.50150	Contractual/Consulting Services	.00	.00	.00	299.00	2,552.00	2,552.00	.00
	Contractual Services Totals	$0.00	$0.00	$0.00	$299.00	$2,552.00	$2,552.00	$0.00
Commodities								
249.380.385.65000	Miscellaneous Supplies	7,019.58	3,584.95	.00	2,500.00	2,500.00	258.00	(2,242.00)
	Commodities Totals	$7,019.58	$3,584.95	$0.00	$2,500.00	$2,500.00	$258.00	($2,242.00)
	Sub-Department **385 - Bomb Squad SWAT** Totals	$7,019.58	$3,584.95	$0.00	$2,799.00	$5,052.00	$2,810.00	($2,242.00)
	Department **380 - Sheriff** Totals	$7,019.58	$3,584.95	$0.00	$2,799.00	$5,052.00	$2,810.00	($2,242.00)
	EXPENSE TOTALS	$7,019.58	$3,584.95	$0.00	$2,799.00	$5,052.00	$2,810.00	($2,242.00)
	Fund **249 - Bomb Squad SWAT** Totals							
	REVENUE TOTALS	$64,019.10	$2,435.42	$45.80	$63.00	$5,052.00	$2,810.00	($2,242.00)
	EXPENSE TOTALS	$7,019.58	$3,584.95	$0.00	$2,799.00	$5,052.00	$2,810.00	($2,242.00)
	Fund **249 - Bomb Squad SWAT** Totals	$56,999.52	($1,149.53)	$45.80	($2,736.00)	$0.00	$0.00	$0.00

2027 SUMMARY DRAFT SRF Submitted Level Department & Account

Budget Year 2027

G/L Account	Account Description	2024 Actual Amount	2025 Actual Amount	2026 Actual Amount	2026 Estimated Amount	2026 Amended Budget	2027 Submitted Budget	Difference
Fund **250 - Law Library**								
REVENUE								
Department **370 - Law Library**								
Sub-Department **000 - Revenues**								
Charges for Services								
250.370.000.34275	Conference Room Fees	30.00	.00	.00	.00	10.00	10.00	.00
250.370.000.34280	Photocopy Fees	6.00	20.70	423.00	600.00	180.00	600.00	420.00
250.370.000.34290	Invoicing Fees	.00	.00	.00	.00	10.00	.00	(10.00)
250.370.000.34300	Document Delivery Fees	.00	.00	.00	.00	10.00	.00	(10.00)
250.370.000.34320	Boy Scout Law Merit Badge Fees	.00	.00	.00	.00	450.00	450.00	.00
250.370.000.34330	Law Library Fees	292,397.84	316,976.81	179,296.83	300,000.00	332,556.00	324,000.00	(8,556.00)
250.370.000.34340	Computer Printout Fees	730.46	616.72	350.60	645.00	645.00	645.00	.00
250.370.000.35900	Miscellaneous Fees	1,618.84	159.00	.00	.00	10.00	.00	(10.00)
	Charges for Services Totals	$294,783.14	$317,773.23	$180,070.43	$301,245.00	$333,871.00	$325,705.00	($8,166.00)
Reimbursements								
250.370.000.37900	Miscellaneous Reimbursement	158.31	338.00	64.47	.00	.00	100.00	100.00
	Reimbursements Totals	$158.31	$338.00	$64.47	$0.00	$0.00	$100.00	$100.00
Interest Revenue								
250.370.000.38000	Investment Income	13,686.42	12,404.36	4,143.86	.00	5,650.00	10,056.00	4,406.00
	Interest Revenue Totals	$13,686.42	$12,404.36	$4,143.86	$0.00	$5,650.00	$10,056.00	$4,406.00
Other								
250.370.000.35080	Law Library Donations	58.00	19.13	.00	400.00	500.00	400.00	(100.00)
250.370.000.38900	Miscellaneous Other	20,350.27	1,500.00	.00	.00	30,000.00	10,000.00	(20,000.00)
250.370.000.39900	Fund Balance Utilization	.00	.00	.00	.00	1,806.00	1,806.00	.00
	Other Totals	$20,408.27	$1,519.13	$0.00	$400.00	$32,306.00	$12,206.00	($20,100.00)
	Sub-Department **000 - Revenues** Totals	$329,036.14	$332,034.72	$184,278.76	$301,645.00	$371,827.00	$348,067.00	($23,760.00)
	Department **370 - Law Library** Totals	$329,036.14	$332,034.72	$184,278.76	$301,645.00	$371,827.00	$348,067.00	($23,760.00)
	REVENUE TOTALS	$329,036.14	$332,034.72	$184,278.76	$301,645.00	$371,827.00	$348,067.00	($23,760.00)
EXPENSE								
Department **370 - Law Library**								
Sub-Department **370 - Law Library**								
Services								
250.370.370.45007	Healthcare Contribution Budget Increase	.00	.00	.00	.00	.00	1,856.00	1,856.00
250.370.370.45017	Dental Contribution Budget Increase	.00	.00	.00	.00	.00	15.00	15.00
	Services Totals	$0.00	$0.00	$0.00	$0.00	$0.00	$1,871.00	$1,871.00
Personnel Services- Salaries & Wages								
250.370.370.40000	Salaries and Wages	97,326.45	102,634.08	53,802.63	104,019.00	104,019.00	106,620.00	2,601.00
	Personnel Services- Salaries & Wages Totals	$97,326.45	$102,634.08	$53,802.63	$104,019.00	$104,019.00	$106,620.00	$2,601.00
Personnel Services- Employee Benefits								
250.370.370.45000	Healthcare Contribution	11,447.84	12,328.69	6,698.51	12,367.00	12,367.00	12,367.00	.00
250.370.370.45010	Dental Contribution	274.71	275.52	149.24	276.00	276.00	276.00	.00

2027 SUMMARY DRAFT SRF Submitted Level Department & Account

Budget Year 2027

G/L Account	Account Description	2024 Actual Amount	2025 Actual Amount	2026 Actual Amount	2026 Estimated Amount	2026 Amended Budget	2027 Submitted Budget	Difference
Fund **250 - Law Library**								
EXPENSE								
Department **370 - Law Library**								
Sub-Department **370 - Law Library**								
Personnel Services- Employee Benefits								
250.370.370.45100	FICA/SS Contribution	7,106.86	7,470.49	3,894.08	7,959.00	7,959.00	8,159.00	200.00
250.370.370.45200	IMRF Contribution	4,267.47	5,315.81	3,308.69	6,803.00	6,803.00	5,870.00	(933.00)
250.370.370.53010	Workers Compensation	1,932.00	1,661.00	1,801.00	1,801.00	1,801.00	1,942.00	141.00
	Personnel Services- Employee Benefits Totals	$25,028.88	$27,051.51	$15,851.52	$29,206.00	$29,206.00	$28,614.00	($592.00)
Contractual Services								
250.370.370.50590	Professional Services	10,456.47	9,361.70	2,639.13	10,000.00	12,000.00	12,000.00	.00
250.370.370.52140	Repairs and Maint- Copiers	2,916.05	3,106.03	648.20	1,000.00	3,000.00	1,200.00	(1,800.00)
250.370.370.53000	Liability Insurance	2,808.00	3,560.00	3,737.00	3,737.00	3,737.00	3,737.00	.00
250.370.370.53020	Unemployment Claims	46.00	48.00	61.00	61.00	61.00	60.00	(1.00)
250.370.370.53100	Conferences and Meetings	.00	205.00	445.24	2,500.00	5,000.00	5,000.00	.00
250.370.370.53110	Employee Training	.00	.00	25.02	50.00	.00	100.00	100.00
250.370.370.53120	Employee Mileage Expense	1,069.99	982.59	157.72	500.00	1,200.00	1,050.00	(150.00)
250.370.370.53130	General Association Dues	649.00	575.00	460.00	1,100.00	1,165.00	1,000.00	(165.00)
250.370.370.55000	Miscellaneous Contractual Exp	13,623.00	9,489.00	7,269.00	.00	12,048.00	28,664.00	16,616.00
	Contractual Services Totals	$31,568.51	$27,327.32	$15,442.31	$18,948.00	$38,211.00	$52,811.00	$14,600.00
Commodities								
250.370.370.60000	Office Supplies	2,372.55	1,258.53	499.77	700.00	800.00	800.00	.00
250.370.370.60010	Operating Supplies	2,465.62	1,331.35	71.95	.00	16,400.00	1,500.00	(14,900.00)
250.370.370.60020	Computer Related Supplies	10,270.92	8,720.54	6,630.68	7,000.00	7,430.00	7,401.00	(29.00)
250.370.370.60040	Postage	41.50	818.37	86.53	200.00	300.00	125.00	(175.00)
250.370.370.60050	Books and Subscriptions	281,936.99	99,923.75	62,717.28	120,000.00	168,077.00	141,022.00	(27,055.00)
250.370.370.60230	Food	1,864.71	401.14	458.46	800.00	956.00	856.00	(100.00)
250.370.370.64000	Telephone	593.72	624.52	.00	620.00	699.00	620.00	(79.00)
250.370.370.64010	Cellular Phone	565.60	530.75	.00	500.00	600.00	504.00	(96.00)
	Commodities Totals	$300,111.61	$113,608.95	$70,464.67	$129,820.00	$195,262.00	$152,828.00	($42,434.00)
Capital								
250.370.370.70050	Printers	.00	.00	.00	.00	2,000.00	2,000.00	.00
	Capital Totals	$0.00	$0.00	$0.00	$0.00	$2,000.00	$2,000.00	$0.00
Transfers Out								
250.370.370.99001	Transfer to General Fund 001	2,971.00	2,903.00	3,129.00	3,129.00	3,129.00	3,323.00	194.00
	Transfers Out Totals	$2,971.00	$2,903.00	$3,129.00	$3,129.00	$3,129.00	$3,323.00	$194.00
	Sub-Department **370 - Law Library** Totals	$457,006.45	$273,524.86	$158,690.13	$285,122.00	$371,827.00	$348,067.00	($23,760.00)
	Department **370 - Law Library** Totals	$457,006.45	$273,524.86	$158,690.13	$285,122.00	$371,827.00	$348,067.00	($23,760.00)
	EXPENSE TOTALS	$457,006.45	$273,524.86	$158,690.13	$285,122.00	$371,827.00	$348,067.00	($23,760.00)
	Fund **250 - Law Library** Totals							

2027 SUMMARY DRAFT SRF Submitted Level Department & Account

Budget Year 2027

G/L Account	Account Description	2024 Actual Amount	2025 Actual Amount	2026 Actual Amount	2026 Estimated Amount	2026 Amended Budget	2027 Submitted Budget	Difference
	REVENUE TOTALS	$329,036.14	$332,034.72	$184,278.76	$301,645.00	$371,827.00	$348,067.00	($23,760.00)
	EXPENSE TOTALS	$457,006.45	$273,524.86	$158,690.13	$285,122.00	$371,827.00	$348,067.00	($23,760.00)
	Fund **250 - Law Library** Totals	($127,970.31)	$58,509.86	$25,588.63	$16,523.00	$0.00	$0.00	$0.00
Fund **251 - Canteen Commission**								
REVENUE								
Department **380 - Sheriff**								
Sub-Department **000 - Revenues**								
Charges for Services								
251.380.000.34450	Bond Fees	655.94	1,700.00	.00	.00	.00	.00	.00
	Charges for Services Totals	$655.94	$1,700.00	$0.00	$0.00	$0.00	$0.00	$0.00
Reimbursements								
251.380.000.37900	Miscellaneous Reimbursement	364,529.12	371,974.54	.00	650,293.00	650,293.00	650,293.00	.00
	Reimbursements Totals	$364,529.12	$371,974.54	$0.00	$650,293.00	$650,293.00	$650,293.00	$0.00
Interest Revenue								
251.380.000.38000	Investment Income	1,319.14	1,576.43	479.98	707.00	707.00	707.00	.00
251.380.000.38030	Investment Income- Other Depts	.00	40.39	.00	.00	.00	.00	.00
	Interest Revenue Totals	$1,319.14	$1,616.82	$479.98	$707.00	$707.00	$707.00	$0.00
Other								
251.380.000.38520	General Donations	300.00	50,161.36	.00	.00	.00	.00	.00
	Other Totals	$300.00	$50,161.36	$0.00	$0.00	$0.00	$0.00	$0.00
	Sub-Department **000 - Revenues** Totals	$366,804.20	$425,452.72	$479.98	$651,000.00	$651,000.00	$651,000.00	$0.00
	Department **380 - Sheriff** Totals	$366,804.20	$425,452.72	$479.98	$651,000.00	$651,000.00	$651,000.00	$0.00
	REVENUE TOTALS	$366,804.20	$425,452.72	$479.98	$651,000.00	$651,000.00	$651,000.00	$0.00
EXPENSE								
Department **380 - Sheriff**								
Sub-Department **386 - Canteen Commission**								
Contractual Services								
251.380.386.50150	Contractual/Consulting Services	118,963.03	187,832.56	.00	.00	325,000.00	325,000.00	.00
251.380.386.56010	Bond	259.00	1,700.00	.00	.00	.00	.00	.00
251.380.386.56020	Bond Fee	660.00	.00	.00	.00	.00	.00	.00
251.380.386.63050	Cable TV	4,328.26	5,884.14	.00	.00	.00	.00	.00
	Contractual Services Totals	$124,210.29	$195,416.70	$0.00	$0.00	$325,000.00	$325,000.00	$0.00
Commodities								
251.380.386.60000	Office Supplies	50,194.51	35,184.39	.00	.00	.00	.00	.00
251.380.386.60050	Books and Subscriptions	69.20	159.60	.00	.00	.00	.00	.00
251.380.386.60230	Food	60,558.11	52,274.94	.00	.00	.00	.00	.00
251.380.386.60240	Clothing Supplies	15,259.40	26,618.70	.00	.00	.00	.00	.00

2027 SUMMARY DRAFT SRF Submitted Level Department & Account

Budget Year 2027

G/L Account	Account Description	2024 Actual Amount	2025 Actual Amount	2026 Actual Amount	2026 Estimated Amount	2026 Amended Budget	2027 Submitted Budget	Difference
Fund **251 - Canteen Commission**								
EXPENSE								
Department **380 - Sheriff**								
Sub-Department **386 - Canteen Commission**								
Commodities								
251.380.386.65000	Miscellaneous Supplies	136,655.54	77,937.87	.00	.00	326,000.00	326,000.00	.00
	Commodities Totals	$262,736.76	$192,175.50	$0.00	$0.00	$326,000.00	$326,000.00	$0.00
Sub-Department **386 - Canteen Commission** Totals		$386,947.05	$387,592.20	$0.00	$0.00	$651,000.00	$651,000.00	$0.00
Department **380 - Sheriff** Totals		$386,947.05	$387,592.20	$0.00	$0.00	$651,000.00	$651,000.00	$0.00
EXPENSE TOTALS		$386,947.05	$387,592.20	$0.00	$0.00	$651,000.00	$651,000.00	$0.00
Fund **251 - Canteen Commission** Totals								
REVENUE TOTALS		$366,804.20	$425,452.72	$479.98	$651,000.00	$651,000.00	$651,000.00	$0.00
EXPENSE TOTALS		$386,947.05	$387,592.20	$0.00	$0.00	$651,000.00	$651,000.00	$0.00
Fund **251 - Canteen Commission** Totals		($20,142.85)	$37,860.52	$479.98	$651,000.00	$0.00	$0.00	$0.00
Fund **252 - Sheriff DEF Federal - DOJ**								
REVENUE								
Department **380 - Sheriff**								
Sub-Department **000 - Revenues**								
Grants								
252.380.000.32225	Equitable Sharing Program-DOJ Federal Grant	.00	8,275.31	5,461.37	5,461.00	.00	.00	.00
	Grants Totals	$0.00	$8,275.31	$5,461.37	$5,461.00	$0.00	$0.00	$0.00
Interest Revenue								
252.380.000.38000	Investment Income	170.55	318.46	175.13	707.00	707.00	707.00	.00
	Interest Revenue Totals	$170.55	$318.46	$175.13	$707.00	$707.00	$707.00	$0.00
Other								
252.380.000.38900	Miscellaneous Other	.00	.00	.00	10,293.00	10,293.00	10,293.00	.00
	Other Totals	$0.00	$0.00	$0.00	$10,293.00	$10,293.00	$10,293.00	$0.00
Sub-Department **000 - Revenues** Totals		$170.55	$8,593.77	$5,636.50	$16,461.00	$11,000.00	$11,000.00	$0.00
Department **380 - Sheriff** Totals		$170.55	$8,593.77	$5,636.50	$16,461.00	$11,000.00	$11,000.00	$0.00
REVENUE TOTALS		$170.55	$8,593.77	$5,636.50	$16,461.00	$11,000.00	$11,000.00	$0.00

2027 SUMMARY DRAFT SRF Submitted Level Department & Account

Budget Year 2027

G/L Account	Account Description	2024 Actual Amount	2025 Actual Amount	2026 Actual Amount	2026 Estimated Amount	2026 Amended Budget	2027 Submitted Budget	Difference
Fund	**252 - Sheriff DEF Federal - DOJ**							
EXPENSE								
Department	**380 - Sheriff**							
Sub-Department	**387 - DEF Federal - DOJ**							
Contractual Services								
252.380.387.50150	Contractual/Consulting Services	.00	1,458.60	2,558.35	10,000.00	10,000.00	10,000.00	.00
	Contractual Services Totals	$0.00	$1,458.60	$2,558.35	$10,000.00	$10,000.00	$10,000.00	$0.00
Commodities								
252.380.387.60580	Special Purpose Equip - Non-Capital	.00	2,685.13	.00	.00	.00	.00	.00
	Commodities Totals	$0.00	$2,685.13	$0.00	$0.00	$0.00	$0.00	$0.00
Contingency and Other								
252.380.387.89000	Addition to Fund Balance	.00	.00	.00	1,000.00	1,000.00	1,000.00	.00
	Contingency and Other Totals	$0.00	$0.00	$0.00	$1,000.00	$1,000.00	$1,000.00	$0.00
	Sub-Department **387 - DEF Federal - DOJ** Totals	$0.00	$4,143.73	$2,558.35	$11,000.00	$11,000.00	$11,000.00	$0.00
	Department **380 - Sheriff** Totals	$0.00	$4,143.73	$2,558.35	$11,000.00	$11,000.00	$11,000.00	$0.00
	EXPENSE TOTALS	$0.00	$4,143.73	$2,558.35	$11,000.00	$11,000.00	$11,000.00	$0.00
	Fund **252 - Sheriff DEF Federal - DOJ** Totals							
	REVENUE TOTALS	$170.55	$8,593.77	$5,636.50	$16,461.00	$11,000.00	$11,000.00	$0.00
	EXPENSE TOTALS	$0.00	$4,143.73	$2,558.35	$11,000.00	$11,000.00	$11,000.00	$0.00
	Fund **252 - Sheriff DEF Federal - DOJ** Totals	$170.55	$4,450.04	$3,078.15	$5,461.00	$0.00	$0.00	$0.00
Fund	**253 - County Sheriff DEF Local**							
REVENUE								
Department	**380 - Sheriff**							
Sub-Department	**000 - Revenues**							
Fines								
253.380.000.36020	Drug Fines	81,276.56	15,953.65	.00	.00	.00	.00	.00
	Fines Totals	$81,276.56	$15,953.65	$0.00	$0.00	$0.00	$0.00	$0.00
Other								
253.380.000.38900	Miscellaneous Other	.00	.00	.00	20,000.00	20,000.00	20,000.00	.00
	Other Totals	$0.00	$0.00	$0.00	$20,000.00	$20,000.00	$20,000.00	$0.00
	Sub-Department **000 - Revenues** Totals	$81,276.56	$15,953.65	$0.00	$20,000.00	$20,000.00	$20,000.00	$0.00
	Department **380 - Sheriff** Totals	$81,276.56	$15,953.65	$0.00	$20,000.00	$20,000.00	$20,000.00	$0.00
	REVENUE TOTALS	$81,276.56	$15,953.65	$0.00	$20,000.00	$20,000.00	$20,000.00	$0.00

2027 SUMMARY DRAFT SRF Submitted Level Department & Account

Budget Year 2027

G/L Account	Account Description	2024 Actual Amount	2025 Actual Amount	2026 Actual Amount	2026 Estimated Amount	2026 Amended Budget	2027 Submitted Budget	Difference
Fund	**253 - County Sheriff DEF Local**							
EXPENSE								
Department	**380 - Sheriff**							
Sub-Department	**388 - DEF Local**							
Contractual Services								
253.380.388.50150	Contractual/Consulting Services	405,671.96	2,000.00	.00	20,000.00	20,000.00	20,000.00	.00
	Contractual Services Totals	$405,671.96	$2,000.00	$0.00	$20,000.00	$20,000.00	$20,000.00	$0.00
Commodities								
253.380.388.60580	Special Purpose Equip - Non-Capital	7,276.53	1,375.00	.00	.00	.00	.00	.00
253.380.388.65000	Miscellaneous Supplies	23,772.05	13,910.35	.00	.00	.00	.00	.00
	Commodities Totals	$31,048.58	$15,285.35	$0.00	$0.00	$0.00	$0.00	$0.00
	Sub-Department **388 - DEF Local** Totals	$436,720.54	$17,285.35	$0.00	$20,000.00	$20,000.00	$20,000.00	$0.00
	Department **380 - Sheriff** Totals	$436,720.54	$17,285.35	$0.00	$20,000.00	$20,000.00	$20,000.00	$0.00
	EXPENSE TOTALS	$436,720.54	$17,285.35	$0.00	$20,000.00	$20,000.00	$20,000.00	$0.00
	Fund **253 - County Sheriff DEF Local** Totals							
	REVENUE TOTALS	$81,276.56	$15,953.65	$0.00	$20,000.00	$20,000.00	$20,000.00	$0.00
	EXPENSE TOTALS	$436,720.54	$17,285.35	$0.00	$20,000.00	$20,000.00	$20,000.00	$0.00
	Fund **253 - County Sheriff DEF Local** Totals	($355,443.98)	($1,331.70)	$0.00	$0.00	$0.00	$0.00	$0.00
Fund	**254 - FATS**							
REVENUE								
Department	**380 - Sheriff**							
Sub-Department	**000 - Revenues**							
Charges for Services								
254.380.000.35900	Miscellaneous Fees	3,613.00	2,665.00	.00	6,000.00	6,000.00	6,000.00	.00
	Charges for Services Totals	$3,613.00	$2,665.00	$0.00	$6,000.00	$6,000.00	$6,000.00	$0.00
	Sub-Department **000 - Revenues** Totals	$3,613.00	$2,665.00	$0.00	$6,000.00	$6,000.00	$6,000.00	$0.00
	Department **380 - Sheriff** Totals	$3,613.00	$2,665.00	$0.00	$6,000.00	$6,000.00	$6,000.00	$0.00
	REVENUE TOTALS	$3,613.00	$2,665.00	$0.00	$6,000.00	$6,000.00	$6,000.00	$0.00

2027 SUMMARY DRAFT SRF Submitted Level Department & Account

Budget Year 2027

G/L Account	Account Description	2024 Actual Amount	2025 Actual Amount	2026 Actual Amount	2026 Estimated Amount	2026 Amended Budget	2027 Submitted Budget	Difference
Fund **254 - FATS**								
EXPENSE								
Department **380 - Sheriff**								
Sub-Department **389 - FATS**								
Contractual Services								
254.380.389.50150	Contractual/Consulting Services	2,300.00	.00	.00	6,000.00	6,000.00	6,000.00	.00
	Contractual Services Totals	$2,300.00	$0.00	$0.00	$6,000.00	$6,000.00	$6,000.00	$0.00
Commodities								
254.380.389.65000	Miscellaneous Supplies	3,415.17	1,980.46	.00	.00	.00	.00	.00
	Commodities Totals	$3,415.17	$1,980.46	$0.00	$0.00	$0.00	$0.00	$0.00
	Sub-Department **389 - FATS** Totals	$5,715.17	$1,980.46	$0.00	$6,000.00	$6,000.00	$6,000.00	$0.00
	Department **380 - Sheriff** Totals	$5,715.17	$1,980.46	$0.00	$6,000.00	$6,000.00	$6,000.00	$0.00
	EXPENSE TOTALS	$5,715.17	$1,980.46	$0.00	$6,000.00	$6,000.00	$6,000.00	$0.00
	Fund **254 - FATS** Totals							
	REVENUE TOTALS	$3,613.00	$2,665.00	$0.00	$6,000.00	$6,000.00	$6,000.00	$0.00
	EXPENSE TOTALS	$5,715.17	$1,980.46	$0.00	$6,000.00	$6,000.00	$6,000.00	$0.00
	Fund **254 - FATS** Totals	($2,102.17)	$684.54	$0.00	$0.00	$0.00	$0.00	$0.00
Fund **255 - K-9 Unit**								
REVENUE								
Department **380 - Sheriff**								
Sub-Department **000 - Revenues**								
Charges for Services								
255.380.000.35480	K-9 Training	274,260.00	183,025.00	.00	.00	.00	.00	.00
	Charges for Services Totals	$274,260.00	$183,025.00	$0.00	$0.00	$0.00	$0.00	$0.00
Interest Revenue								
255.380.000.38000	Investment Income	465.01	577.61	175.87	.00	.00	.00	.00
	Interest Revenue Totals	$465.01	$577.61	$175.87	$0.00	$0.00	$0.00	$0.00
Other								
255.380.000.38520	General Donations	19,542.41	67,431.61	.00	30,000.00	30,000.00	30,000.00	.00
255.380.000.38900	Miscellaneous Other	315.00	.00	.00	.00	.00	.00	.00
	Other Totals	$19,857.41	$67,431.61	$0.00	$30,000.00	$30,000.00	$30,000.00	$0.00
	Sub-Department **000 - Revenues** Totals	$294,582.42	$251,034.22	$175.87	$30,000.00	$30,000.00	$30,000.00	$0.00
	Department **380 - Sheriff** Totals	$294,582.42	$251,034.22	$175.87	$30,000.00	$30,000.00	$30,000.00	$0.00
	REVENUE TOTALS	$294,582.42	$251,034.22	$175.87	$30,000.00	$30,000.00	$30,000.00	$0.00

2027 SUMMARY DRAFT SRF Submitted Level Department & Account

Budget Year 2027

G/L Account	Account Description	2024 Actual Amount	2025 Actual Amount	2026 Actual Amount	2026 Estimated Amount	2026 Amended Budget	2027 Submitted Budget	Difference
Fund **255 - K-9 Unit**								
EXPENSE								
Department **380 - Sheriff**								
Sub-Department **390 - K-9**								
Contractual Services								
255.380.390.50150	Contractual/Consulting Services	212,825.44	197,117.64	.00	15,000.00	15,000.00	15,000.00	.00
255.380.390.55015	General Donations	9,478.41	.00	.00	.00	.00	.00	.00
	Contractual Services Totals	$222,303.85	$197,117.64	$0.00	$15,000.00	$15,000.00	$15,000.00	$0.00
Commodities								
255.380.390.65000	Miscellaneous Supplies	102,580.41	59,347.00	.00	15,000.00	15,000.00	15,000.00	.00
	Commodities Totals	$102,580.41	$59,347.00	$0.00	$15,000.00	$15,000.00	$15,000.00	$0.00
	Sub-Department **390 - K-9** Totals	$324,884.26	$256,464.64	$0.00	$30,000.00	$30,000.00	$30,000.00	$0.00
	Department **380 - Sheriff** Totals	$324,884.26	$256,464.64	$0.00	$30,000.00	$30,000.00	$30,000.00	$0.00
	EXPENSE TOTALS	$324,884.26	$256,464.64	$0.00	$30,000.00	$30,000.00	$30,000.00	$0.00
	Fund **255 - K-9 Unit** Totals							
	REVENUE TOTALS	$294,582.42	$251,034.22	$175.87	$30,000.00	$30,000.00	$30,000.00	$0.00
	EXPENSE TOTALS	$324,884.26	$256,464.64	$0.00	$30,000.00	$30,000.00	$30,000.00	$0.00
	Fund **255 - K-9 Unit** Totals	($30,301.84)	($5,430.42)	$175.87	$0.00	$0.00	$0.00	$0.00
Fund **256 - Vehicle Maintenance/Purchase**								
REVENUE								
Department **380 - Sheriff**								
Sub-Department **000 - Revenues**								
Interest Revenue								
256.380.000.38000	Investment Income	324.55	204.78	62.74	.00	.00	.00	.00
	Interest Revenue Totals	$324.55	$204.78	$62.74	$0.00	$0.00	$0.00	$0.00
Other								
256.380.000.38900	Miscellaneous Other	515.72	511.76	.00	1,200.00	1,200.00	1,200.00	.00
	Other Totals	$515.72	$511.76	$0.00	$1,200.00	$1,200.00	$1,200.00	$0.00
	Sub-Department **000 - Revenues** Totals	$840.27	$716.54	$62.74	$1,200.00	$1,200.00	$1,200.00	$0.00
	Department **380 - Sheriff** Totals	$840.27	$716.54	$62.74	$1,200.00	$1,200.00	$1,200.00	$0.00
	REVENUE TOTALS	$840.27	$716.54	$62.74	$1,200.00	$1,200.00	$1,200.00	$0.00

2027 SUMMARY DRAFT SRF Submitted Level Department & Account

Budget Year 2027

G/L Account	Account Description	2024 Actual Amount	2025 Actual Amount	2026 Actual Amount	2026 Estimated Amount	2026 Amended Budget	2027 Submitted Budget	Difference
Fund **256 - Vehicle Maintenance/Purchase**								
EXPENSE								
Department **380 - Sheriff**								
Sub-Department **391 - Vehicle Maintenence/Purchase**								
Contractual Services								
256.380.391.50150	Contractual/Consulting Services	.00	3,511.10	.00	.00	.00	.00	.00
	Contractual Services Totals	$0.00	$3,511.10	$0.00	$0.00	$0.00	$0.00	$0.00
Commodities								
256.380.391.65000	Miscellaneous Supplies	717.46	526.55	.00	1,200.00	1,200.00	1,200.00	.00
	Commodities Totals	$717.46	$526.55	$0.00	$1,200.00	$1,200.00	$1,200.00	$0.00
	Sub-Department **391 - Vehicle Maintenence/Purchase** Totals	$717.46	$4,037.65	$0.00	$1,200.00	$1,200.00	$1,200.00	$0.00
	Department **380 - Sheriff** Totals	$717.46	$4,037.65	$0.00	$1,200.00	$1,200.00	$1,200.00	$0.00
	EXPENSE TOTALS	$717.46	$4,037.65	$0.00	$1,200.00	$1,200.00	$1,200.00	$0.00
Fund **256 - Vehicle Maintenance/Purchase** Totals								
	REVENUE TOTALS	$840.27	$716.54	$62.74	$1,200.00	$1,200.00	$1,200.00	$0.00
	EXPENSE TOTALS	$717.46	$4,037.65	$0.00	$1,200.00	$1,200.00	$1,200.00	$0.00
Fund **256 - Vehicle Maintenance/Purchase** Totals		$122.81	($3,321.11)	$62.74	$0.00	$0.00	$0.00	$0.00
Fund **257 - Sheriff DUI Fund**								
REVENUE								
Department **380 - Sheriff**								
Sub-Department **000 - Revenues**								
Fines								
257.380.000.36050	DUI Fines	.00	.00	.00	32,000.00	32,000.00	32,000.00	.00
	Fines Totals	$0.00	$0.00	$0.00	$32,000.00	$32,000.00	$32,000.00	$0.00
Reimbursements								
257.380.000.37900	Miscellaneous Reimbursement	.00	21,387.29	.00	.00	.00	.00	.00
	Reimbursements Totals	$0.00	$21,387.29	$0.00	$0.00	$0.00	$0.00	$0.00
Interest Revenue								
257.380.000.38000	Investment Income	490.44	505.43	153.88	.00	.00	.00	.00
	Interest Revenue Totals	$490.44	$505.43	$153.88	$0.00	$0.00	$0.00	$0.00
	Sub-Department **000 - Revenues** Totals	$490.44	$21,892.72	$153.88	$32,000.00	$32,000.00	$32,000.00	$0.00
	Department **380 - Sheriff** Totals	$490.44	$21,892.72	$153.88	$32,000.00	$32,000.00	$32,000.00	$0.00
	REVENUE TOTALS	$490.44	$21,892.72	$153.88	$32,000.00	$32,000.00	$32,000.00	$0.00

2027 SUMMARY DRAFT SRF Submitted Level Department & Account

Budget Year 2027

G/L Account	Account Description	2024 Actual Amount	2025 Actual Amount	2026 Actual Amount	2026 Estimated Amount	2026 Amended Budget	2027 Submitted Budget	Difference
Fund **257 - Sheriff DUI Fund**								
EXPENSE								
Department **380 - Sheriff**								
Sub-Department **392 - DUI Fund**								
Contractual Services								
257.380.392.50150	Contractual/Consulting Services	26,060.96	.00	.00	10,000.00	10,000.00	10,000.00	.00
257.380.392.53115	Law Enforcement Training	11,400.00	.00	.00	12,000.00	12,000.00	12,000.00	.00
257.380.392.53130	General Association Dues	990.00	.00	.00	.00	.00	.00	.00
	Contractual Services Totals	$38,450.96	$0.00	$0.00	$22,000.00	$22,000.00	$22,000.00	$0.00
Commodities								
257.380.392.65000	Miscellaneous Supplies	8,129.92	16,905.28	.00	10,000.00	10,000.00	10,000.00	.00
	Commodities Totals	$8,129.92	$16,905.28	$0.00	$10,000.00	$10,000.00	$10,000.00	$0.00
	Sub-Department **392 - DUI Fund** Totals	$46,580.88	$16,905.28	$0.00	$32,000.00	$32,000.00	$32,000.00	$0.00
	Department **380 - Sheriff** Totals	$46,580.88	$16,905.28	$0.00	$32,000.00	$32,000.00	$32,000.00	$0.00
	EXPENSE TOTALS	$46,580.88	$16,905.28	$0.00	$32,000.00	$32,000.00	$32,000.00	$0.00
	Fund **257 - Sheriff DUI Fund** Totals							
	REVENUE TOTALS	$490.44	$21,892.72	$153.88	$32,000.00	$32,000.00	$32,000.00	$0.00
	EXPENSE TOTALS	$46,580.88	$16,905.28	$0.00	$32,000.00	$32,000.00	$32,000.00	$0.00
	Fund **257 - Sheriff DUI Fund** Totals	($46,090.44)	$4,987.44	$153.88	$0.00	$0.00	$0.00	$0.00
Fund **258 - Sheriffs Office Money Laundering**								
REVENUE								
Department **380 - Sheriff**								
Sub-Department **000 - Revenues**								
Fines								
258.380.000.36020	Drug Fines	.00	.00	.00	5,293.00	5,293.00	5,293.00	.00
	Fines Totals	$0.00	$0.00	$0.00	$5,293.00	$5,293.00	$5,293.00	$0.00
Interest Revenue								
258.380.000.38000	Investment Income	1,599.36	574.64	176.70	707.00	707.00	707.00	.00
	Interest Revenue Totals	$1,599.36	$574.64	$176.70	$707.00	$707.00	$707.00	$0.00
	Sub-Department **000 - Revenues** Totals	$1,599.36	$574.64	$176.70	$6,000.00	$6,000.00	$6,000.00	$0.00
	Department **380 - Sheriff** Totals	$1,599.36	$574.64	$176.70	$6,000.00	$6,000.00	$6,000.00	$0.00
	REVENUE TOTALS	$1,599.36	$574.64	$176.70	$6,000.00	$6,000.00	$6,000.00	$0.00

2027 SUMMARY DRAFT SRF Submitted Level Department & Account

Budget Year 2027

G/L Account	Account Description	2024 Actual Amount	2025 Actual Amount	2026 Actual Amount	2026 Estimated Amount	2026 Amended Budget	2027 Submitted Budget	Difference
Fund **258 - Sheriffs Office Money Laundering**								
EXPENSE								
Department **380 - Sheriff**								
Sub-Department **393 - Sheriff's Money Laundering**								
Contractual Services								
258.380.393.50150	Contractual/Consulting Services	22,687.99	10,624.00	.00	5,000.00	5,000.00	5,000.00	.00
	Contractual Services Totals	$22,687.99	$10,624.00	$0.00	$5,000.00	$5,000.00	$5,000.00	$0.00
Commodities								
258.380.393.60220	Weapons and Ammunition	.00	5,142.87	.00	.00	.00	.00	.00
	Commodities Totals	$0.00	$5,142.87	$0.00	$0.00	$0.00	$0.00	$0.00
Contingency and Other								
258.380.393.89000	Addition to Fund Balance	.00	.00	.00	1,000.00	1,000.00	1,000.00	.00
	Contingency and Other Totals	$0.00	$0.00	$0.00	$1,000.00	$1,000.00	$1,000.00	$0.00
Sub-Department **393 - Sheriff's Money Laundering** Totals		$22,687.99	$15,766.87	$0.00	$6,000.00	$6,000.00	$6,000.00	$0.00
Department **380 - Sheriff** Totals		$22,687.99	$15,766.87	$0.00	$6,000.00	$6,000.00	$6,000.00	$0.00
EXPENSE TOTALS		$22,687.99	$15,766.87	$0.00	$6,000.00	$6,000.00	$6,000.00	$0.00
Fund **258 - Sheriffs Office Money Laundering** Totals								
REVENUE TOTALS		$1,599.36	$574.64	$176.70	$6,000.00	$6,000.00	$6,000.00	$0.00
EXPENSE TOTALS		$22,687.99	$15,766.87	$0.00	$6,000.00	$6,000.00	$6,000.00	$0.00
Fund **258 - Sheriffs Office Money Laundering** Totals		($21,088.63)	($15,192.23)	$176.70	$0.00	$0.00	$0.00	$0.00
Fund **259 - Transportation Safety Highway HB**								
REVENUE								
Department **380 - Sheriff**								
Sub-Department **000 - Revenues**								
Fines								
259.380.000.36065	Speed Zone Fines	750.00	250.00	750.00	20,000.00	20,000.00	20,000.00	.00
	Fines Totals	$750.00	$250.00	$750.00	$20,000.00	$20,000.00	$20,000.00	$0.00
Interest Revenue								
259.380.000.38000	Investment Income	257.75	300.04	99.29	.00	.00	.00	.00
	Interest Revenue Totals	$257.75	$300.04	$99.29	$0.00	$0.00	$0.00	$0.00
Sub-Department **000 - Revenues** Totals		$1,007.75	$550.04	$849.29	$20,000.00	$20,000.00	$20,000.00	$0.00
Department **380 - Sheriff** Totals		$1,007.75	$550.04	$849.29	$20,000.00	$20,000.00	$20,000.00	$0.00
REVENUE TOTALS		$1,007.75	$550.04	$849.29	$20,000.00	$20,000.00	$20,000.00	$0.00

2027 SUMMARY DRAFT SRF Submitted Level Department & Account

Budget Year 2027

G/L Account	Account Description	2024 Actual Amount	2025 Actual Amount	2026 Actual Amount	2026 Estimated Amount	2026 Amended Budget	2027 Submitted Budget	Difference
Fund	**259 - Transportation Safety Highway HB**							
EXPENSE								
Department	**380 - Sheriff**							
Sub-Department	**384 - Highway Safety Hire Back**							
Contingency and Other								
259.380.384.89000	Addition to Fund Balance	.00	.00	.00	20,000.00	20,000.00	20,000.00	.00
	Contingency and Other Totals	$0.00	$0.00	$0.00	$20,000.00	$20,000.00	$20,000.00	$0.00
Sub-Department	**384 - Highway Safety Hire Back** Totals	$0.00	$0.00	$0.00	$20,000.00	$20,000.00	$20,000.00	$0.00
Department	**380 - Sheriff** Totals	$0.00	$0.00	$0.00	$20,000.00	$20,000.00	$20,000.00	$0.00
	EXPENSE TOTALS	$0.00	$0.00	$0.00	$20,000.00	$20,000.00	$20,000.00	$0.00
Fund	**259 - Transportation Safety Highway HB** Totals							
	REVENUE TOTALS	$1,007.75	$550.04	$849.29	$20,000.00	$20,000.00	$20,000.00	$0.00
	EXPENSE TOTALS	$0.00	$0.00	$0.00	$20,000.00	$20,000.00	$20,000.00	$0.00
Fund	**259 - Transportation Safety Highway HB** Totals	$1,007.75	$550.04	$849.29	$0.00	$0.00	$0.00	$0.00
Fund	**262 - AJF Medical Cost**							
REVENUE								
Department	**380 - Sheriff**							
Sub-Department	**000 - Revenues**							
Charges for Services								
262.380.000.34460	Arrestee Medical Cost Fees	24,993.80	21,878.56	11,145.48	45,587.00	45,587.00	45,587.00	.00
	Charges for Services Totals	$24,993.80	$21,878.56	$11,145.48	$45,587.00	$45,587.00	$45,587.00	$0.00
Interest Revenue								
262.380.000.38000	Investment Income	3,222.40	3,232.19	1,188.98	1,710.00	1,413.00	1,413.00	.00
	Interest Revenue Totals	$3,222.40	$3,232.19	$1,188.98	$1,710.00	$1,413.00	$1,413.00	$0.00
Sub-Department	**000 - Revenues** Totals	$28,216.20	$25,110.75	$12,334.46	$47,297.00	$47,000.00	$47,000.00	$0.00
Department	**380 - Sheriff** Totals	$28,216.20	$25,110.75	$12,334.46	$47,297.00	$47,000.00	$47,000.00	$0.00
	REVENUE TOTALS	$28,216.20	$25,110.75	$12,334.46	$47,297.00	$47,000.00	$47,000.00	$0.00

2027 SUMMARY DRAFT SRF Submitted Level Department & Account

Budget Year 2027

G/L Account	Account Description	2024 Actual Amount	2025 Actual Amount	2026 Actual Amount	2026 Estimated Amount	2026 Amended Budget	2027 Submitted Budget	Difference
Fund **262 - AJF Medical Cost**								
EXPENSE								
Department **380 - Sheriff**								
Sub-Department **411 - AJF Medical Cost**								
Contractual Services								
262.380.411.50210	Medical/Dental/Hospital Services	25,040.00	25,040.00	.00	25,040.00	25,040.00	25,040.00	.00
	Contractual Services Totals	$25,040.00	$25,040.00	$0.00	$25,040.00	$25,040.00	$25,040.00	$0.00
Contingency and Other								
262.380.411.89000	Addition to Fund Balance	.00	.00	.00	21,960.00	21,960.00	21,960.00	.00
	Contingency and Other Totals	$0.00	$0.00	$0.00	$21,960.00	$21,960.00	$21,960.00	$0.00
	Sub-Department **411 - AJF Medical Cost** Totals	$25,040.00	$25,040.00	$0.00	$47,000.00	$47,000.00	$47,000.00	$0.00
	Department **380 - Sheriff** Totals	$25,040.00	$25,040.00	$0.00	$47,000.00	$47,000.00	$47,000.00	$0.00
	EXPENSE TOTALS	$25,040.00	$25,040.00	$0.00	$47,000.00	$47,000.00	$47,000.00	$0.00
	Fund **262 - AJF Medical Cost** Totals							
	REVENUE TOTALS	$28,216.20	$25,110.75	$12,334.46	$47,297.00	$47,000.00	$47,000.00	$0.00
	EXPENSE TOTALS	$25,040.00	$25,040.00	$0.00	$47,000.00	$47,000.00	$47,000.00	$0.00
	Fund **262 - AJF Medical Cost** Totals	$3,176.20	$70.75	$12,334.46	$297.00	$0.00	$0.00	$0.00
Fund **263 - Sheriff Civil Operations**								
REVENUE								
Department **380 - Sheriff**								
Sub-Department **000 - Revenues**								
Charges for Services								
263.380.000.34360	Net Civil Processing Fees	332,609.71	266,519.01	.00	.00	.00	.00	.00
263.380.000.35210	Electronic Citation Fee	33,167.13	60,489.49	.00	.00	.00	.00	.00
	Charges for Services Totals	$365,776.84	$327,008.50	$0.00	$0.00	$0.00	$0.00	$0.00
Fines								
263.380.000.36020	Drug Fines	12,773.84	40,113.90	.00	.00	.00	.00	.00
	Fines Totals	$12,773.84	$40,113.90	$0.00	$0.00	$0.00	$0.00	$0.00
Interest Revenue								
263.380.000.38000	Investment Income	251.06	258.75	78.76	.00	.00	.00	.00
	Interest Revenue Totals	$251.06	$258.75	$78.76	$0.00	$0.00	$0.00	$0.00
Other								
263.380.000.38520	General Donations	2,307.71	7,543.42	.00	.00	.00	.00	.00
263.380.000.38900	Miscellaneous Other	6,495.17	7,661.96	.00	20,000.00	20,000.00	20,000.00	.00
	Other Totals	$8,802.88	$15,205.38	$0.00	$20,000.00	$20,000.00	$20,000.00	$0.00
	Sub-Department **000 - Revenues** Totals	$387,604.62	$382,586.53	$78.76	$20,000.00	$20,000.00	$20,000.00	$0.00
	Department **380 - Sheriff** Totals	$387,604.62	$382,586.53	$78.76	$20,000.00	$20,000.00	$20,000.00	$0.00
	REVENUE TOTALS	$387,604.62	$382,586.53	$78.76	$20,000.00	$20,000.00	$20,000.00	$0.00

2027 SUMMARY DRAFT SRF Submitted Level Department & Account

Budget Year 2027

G/L Account	Account Description	2024 Actual Amount	2025 Actual Amount	2026 Actual Amount	2026 Estimated Amount	2026 Amended Budget	2027 Submitted Budget	Difference
Fund	**263 - Sheriff Civil Operations**							
EXPENSE								
Department	**380 - Sheriff**							
Sub-Department	**412 - Sheriff Civil Operations**							
Contractual Services								
263.380.412.53100	Conferences and Meetings	.00	(6,498.13)	.00	.00	.00	.00	.00
263.380.412.53115	Law Enforcement Training	18,569.47	6,042.18	.00	.00	.00	.00	.00
263.380.412.55000	Miscellaneous Contractual Exp	223,177.41	238,806.88	.00	20,000.00	20,000.00	20,000.00	.00
	Contractual Services Totals	$241,746.88	$238,350.93	$0.00	$20,000.00	$20,000.00	$20,000.00	$0.00
Commodities								
263.380.412.60010	Operating Supplies	15,691.68	55,789.02	.00	.00	.00	.00	.00
263.380.412.60210	Uniform Supplies	909.89	955.00	.00	.00	.00	.00	.00
263.380.412.65000	Miscellaneous Supplies	63,902.24	7,326.69	.00	.00	.00	.00	.00
	Commodities Totals	$80,503.81	$64,070.71	$0.00	$0.00	$0.00	$0.00	$0.00
Sub-Department	**412 - Sheriff Civil Operations** Totals	$322,250.69	$302,421.64	$0.00	$20,000.00	$20,000.00	$20,000.00	$0.00
Department	**380 - Sheriff** Totals	$322,250.69	$302,421.64	$0.00	$20,000.00	$20,000.00	$20,000.00	$0.00
	EXPENSE TOTALS	$322,250.69	$302,421.64	$0.00	$20,000.00	$20,000.00	$20,000.00	$0.00
Fund	**263 - Sheriff Civil Operations** Totals							
	REVENUE TOTALS	$387,604.62	$382,586.53	$78.76	$20,000.00	$20,000.00	$20,000.00	$0.00
	EXPENSE TOTALS	$322,250.69	$302,421.64	$0.00	$20,000.00	$20,000.00	$20,000.00	$0.00
Fund	**263 - Sheriff Civil Operations** Totals	$65,353.93	$80,164.89	$78.76	$0.00	$0.00	$0.00	$0.00
Fund	**264 - Cannabis Regulation - Local**							
REVENUE								
Department	**380 - Sheriff**							
Sub-Department	**000 - Revenues**							
Other Taxes								
264.380.000.30185	Cannabis Regulation Tax	96,684.86	91,058.55	49,928.07	90,000.00	90,000.00	90,000.00	.00
	Other Taxes Totals	$96,684.86	$91,058.55	$49,928.07	$90,000.00	$90,000.00	$90,000.00	$0.00
Interest Revenue								
264.380.000.38000	Investment Income	1,807.28	1,087.90	337.73	1,710.00	1,413.00	1,413.00	.00
	Interest Revenue Totals	$1,807.28	$1,087.90	$337.73	$1,710.00	$1,413.00	$1,413.00	$0.00
Other								
264.380.000.39900	Fund Balance Utilization	.00	.00	.00	(1,910.00)	(1,910.00)	(1,910.00)	.00
	Other Totals	$0.00	$0.00	$0.00	($1,910.00)	($1,910.00)	($1,910.00)	$0.00
Sub-Department	**000 - Revenues** Totals	$98,492.14	$92,146.45	$50,265.80	$89,800.00	$89,503.00	$89,503.00	$0.00
Department	**380 - Sheriff** Totals	$98,492.14	$92,146.45	$50,265.80	$89,800.00	$89,503.00	$89,503.00	$0.00
	REVENUE TOTALS	$98,492.14	$92,146.45	$50,265.80	$89,800.00	$89,503.00	$89,503.00	$0.00

2027 SUMMARY DRAFT SRF Submitted Level Department & Account

Budget Year 2027

G/L Account	Account Description	2024 Actual Amount	2025 Actual Amount	2026 Actual Amount	2026 Estimated Amount	2026 Amended Budget	2027 Submitted Budget	Difference
Fund **264 - Cannabis Regulation - Local**								
EXPENSE								
Department **380 - Sheriff**								
Sub-Department **264 - Cannabis Regulation-Local**								
Contractual Services								
264.380.264.50150	Contractual/Consulting Services	15,500.00	.00	.00	44,413.00	44,413.00	44,413.00	.00
	Contractual Services Totals	$15,500.00	$0.00	$0.00	$44,413.00	$44,413.00	$44,413.00	$0.00
Commodities								
264.380.264.60010	Operating Supplies	70,870.13	110,560.48	30,685.67	45,090.00	45,090.00	45,090.00	.00
	Commodities Totals	$70,870.13	$110,560.48	$30,685.67	$45,090.00	$45,090.00	$45,090.00	$0.00
Sub-Department **264 - Cannabis Regulation-Local** Totals		$86,370.13	$110,560.48	$30,685.67	$89,503.00	$89,503.00	$89,503.00	$0.00
Department **380 - Sheriff** Totals		$86,370.13	$110,560.48	$30,685.67	$89,503.00	$89,503.00	$89,503.00	$0.00
EXPENSE TOTALS		$86,370.13	$110,560.48	$30,685.67	$89,503.00	$89,503.00	$89,503.00	$0.00
Fund **264 - Cannabis Regulation - Local** Totals								
REVENUE TOTALS		$98,492.14	$92,146.45	$50,265.80	$89,800.00	$89,503.00	$89,503.00	$0.00
EXPENSE TOTALS		$86,370.13	$110,560.48	$30,685.67	$89,503.00	$89,503.00	$89,503.00	$0.00
Fund **264 - Cannabis Regulation - Local** Totals		$12,122.01	($18,414.03)	$19,580.13	$297.00	$0.00	$0.00	$0.00
Fund **265 - Sheriff DEF Federal - Treasury**								
REVENUE								
Department **380 - Sheriff**								
Sub-Department **000 - Revenues**								
Grants								
265.380.000.32226	Equitable Sharing Program-DEF Federal Treasury Grant	152,607.62	118,874.79	114,648.41	50,000.00	50,000.00	.00	(50,000.00)
265.380.000.33903	Grants - Federal Government	.00	.00	.00	.00	.00	50,000.00	50,000.00
	Grants Totals	$152,607.62	$118,874.79	$114,648.41	$50,000.00	$50,000.00	$50,000.00	$0.00
Interest Revenue								
265.380.000.38000	Investment Income	4,769.01	4,599.90	1,469.13	1,710.00	1,413.00	1,413.00	.00
	Interest Revenue Totals	$4,769.01	$4,599.90	$1,469.13	$1,710.00	$1,413.00	$1,413.00	$0.00
Sub-Department **000 - Revenues** Totals		$157,376.63	$123,474.69	$116,117.54	$51,710.00	$51,413.00	$51,413.00	$0.00
Department **380 - Sheriff** Totals		$157,376.63	$123,474.69	$116,117.54	$51,710.00	$51,413.00	$51,413.00	$0.00
REVENUE TOTALS		$157,376.63	$123,474.69	$116,117.54	$51,710.00	$51,413.00	$51,413.00	$0.00

2027 SUMMARY DRAFT SRF Submitted Level Department & Account

Budget Year 2027

G/L Account	Account Description	2024 Actual Amount	2025 Actual Amount	2026 Actual Amount	2026 Estimated Amount	2026 Amended Budget	2027 Submitted Budget	Difference
Fund	**265 - Sheriff DEF Federal - Treasury**							
EXPENSE								
Department	**380 - Sheriff**							
Sub-Department	**394 - DEF Federal - Treasury**							
Contractual Services								
265.380.394.50150	Contractual/Consulting Services	8,873.22	.00	.00	.00	.00	.00	.00
	Contractual Services Totals	$8,873.22	$0.00	$0.00	$0.00	$0.00	$0.00	$0.00
Commodities								
265.380.394.60000	Office Supplies	.00	104.45	.00	.00	.00	.00	.00
265.380.394.60010	Operating Supplies	168,882.75	69,432.17	113,059.58	49,413.00	49,413.00	49,413.00	.00
	Commodities Totals	$168,882.75	$69,536.62	$113,059.58	$49,413.00	$49,413.00	$49,413.00	$0.00
Contingency and Other								
265.380.394.89000	Addition to Fund Balance	.00	.00	.00	2,000.00	2,000.00	2,000.00	.00
	Contingency and Other Totals	$0.00	$0.00	$0.00	$2,000.00	$2,000.00	$2,000.00	$0.00
Sub-Department	**394 - DEF Federal - Treasury** Totals	$177,755.97	$69,536.62	$113,059.58	$51,413.00	$51,413.00	$51,413.00	$0.00
Department	**380 - Sheriff** Totals	$177,755.97	$69,536.62	$113,059.58	$51,413.00	$51,413.00	$51,413.00	$0.00
	EXPENSE TOTALS	$177,755.97	$69,536.62	$113,059.58	$51,413.00	$51,413.00	$51,413.00	$0.00
Fund	**265 - Sheriff DEF Federal - Treasury** Totals							
	REVENUE TOTALS	$157,376.63	$123,474.69	$116,117.54	$51,710.00	$51,413.00	$51,413.00	$0.00
	EXPENSE TOTALS	$177,755.97	$69,536.62	$113,059.58	$51,413.00	$51,413.00	$51,413.00	$0.00
Fund	**265 - Sheriff DEF Federal - Treasury** Totals	($20,379.34)	$53,938.07	$3,057.96	$297.00	$0.00	$0.00	$0.00
Fund	**268 - Sale & Error**							
REVENUE								
Department	**150 - Treasurer/Collector**							
Sub-Department	**000 - Revenues**							
Charges for Services								
268.150.000.34115	Sale in Error Fee	114,614.54	78,961.09	.00	80,000.00	80,000.00	80,000.00	.00
	Charges for Services Totals	$114,614.54	$78,961.09	$0.00	$80,000.00	$80,000.00	$80,000.00	$0.00
Interest Revenue								
268.150.000.38000	Investment Income	28,805.77	32,391.73	9,069.62	23,000.00	23,000.00	27,828.00	4,828.00
	Interest Revenue Totals	$28,805.77	$32,391.73	$9,069.62	$23,000.00	$23,000.00	$27,828.00	$4,828.00
Sub-Department	**000 - Revenues** Totals	$143,420.31	$111,352.82	$9,069.62	$103,000.00	$103,000.00	$107,828.00	$4,828.00
Department	**150 - Treasurer/Collector** Totals	$143,420.31	$111,352.82	$9,069.62	$103,000.00	$103,000.00	$107,828.00	$4,828.00
	REVENUE TOTALS	$143,420.31	$111,352.82	$9,069.62	$103,000.00	$103,000.00	$107,828.00	$4,828.00

2027 SUMMARY DRAFT SRF Submitted Level Department & Account

Budget Year 2027

G/L Account	Account Description	2024 Actual Amount	2025 Actual Amount	2026 Actual Amount	2026 Estimated Amount	2026 Amended Budget	2027 Submitted Budget	Difference
Fund **268 - Sale & Error**								
EXPENSE								
Department **150 - Treasurer/Collector**								
Sub-Department **155 - Sale & Error**								
Contingency and Other								
268.150.155.89000	Addition to Fund Balance	.00	.00	.00	13,160.00	13,160.00	17,988.00	4,828.00
	Contingency and Other Totals	$0.00	$0.00	$0.00	$13,160.00	$13,160.00	$17,988.00	$4,828.00
Transfers Out								
268.150.155.99001	Transfer to General Fund 001	21,000.00	89,840.00	89,840.00	89,840.00	89,840.00	89,840.00	.00
	Transfers Out Totals	$21,000.00	$89,840.00	$89,840.00	$89,840.00	$89,840.00	$89,840.00	$0.00
	Sub-Department **155 - Sale & Error** Totals	$21,000.00	$89,840.00	$89,840.00	$103,000.00	$103,000.00	$107,828.00	$4,828.00
	Department **150 - Treasurer/Collector** Totals	$21,000.00	$89,840.00	$89,840.00	$103,000.00	$103,000.00	$107,828.00	$4,828.00
	EXPENSE TOTALS	$21,000.00	$89,840.00	$89,840.00	$103,000.00	$103,000.00	$107,828.00	$4,828.00
	Fund **268 - Sale & Error** Totals							
	REVENUE TOTALS	$143,420.31	$111,352.82	$9,069.62	$103,000.00	$103,000.00	$107,828.00	$4,828.00
	EXPENSE TOTALS	$21,000.00	$89,840.00	$89,840.00	$103,000.00	$103,000.00	$107,828.00	$4,828.00
	Fund **268 - Sale & Error** Totals	$122,420.31	$21,512.82	($80,770.38)	$0.00	$0.00	$0.00	$0.00
Fund **269 - Kane Comm**								
REVENUE								
Department **425 - Kane Comm**								
Sub-Department **000 - Revenues**								
Charges for Services								
269.425.000.34420	Radio Communication Fees	563,788.26	676,994.00	.00	650,244.00	682,756.00	716,894.00	34,138.00
269.425.000.35220	Emergency Communications Audio Recording Fees	600.00	.00	.00	.00	700.00	700.00	.00
	Charges for Services Totals	$564,388.26	$676,994.00	$0.00	$650,244.00	$683,456.00	$717,594.00	$34,138.00
Reimbursements								
269.425.000.37070	Cell 911 Surcharge Reimbursement	1,088,200.14	984,560.18	283,721.53	900,000.00	900,000.00	900,000.00	.00
269.425.000.37075	ETSB Reimbursement	348,166.98	402,934.99	.00	400,000.00	400,000.00	400,000.00	.00
269.425.000.37470	VoIP Surcharge Reimbursement	12,597.00	73,162.24	.00	.00	.00	.00	.00
	Reimbursements Totals	$1,448,964.12	$1,460,657.41	$283,721.53	$1,300,000.00	$1,300,000.00	$1,300,000.00	$0.00
Interest Revenue								
269.425.000.38000	Investment Income	74,091.32	70,171.96	25,520.71	51,000.00	36,014.00	43,574.00	7,560.00
	Interest Revenue Totals	$74,091.32	$70,171.96	$25,520.71	$51,000.00	$36,014.00	$43,574.00	$7,560.00
Other								
269.425.000.39900	Fund Balance Utilization	.00	.00	.00	.00	168,489.00	241,152.00	72,663.00
	Other Totals	$0.00	$0.00	$0.00	$0.00	$168,489.00	$241,152.00	$72,663.00

2027 SUMMARY DRAFT SRF Submitted Level Department & Account

Budget Year 2027

G/L Account	Account Description	2024 Actual Amount	2025 Actual Amount	2026 Actual Amount	2026 Estimated Amount	2026 Amended Budget	2027 Submitted Budget	Difference
Fund	**269 - Kane Comm**							
REVENUE								
Department	**425 - Kane Comm**							
Sub-Department	**000 - Revenues**							
Transfers In								
269.425.000.39001	Transfer from General Fund 001	967,321.00	1,015,687.00	1,066,471.00	1,015,687.00	1,066,471.00	1,119,794.00	53,323.00
	Transfers In Totals	$967,321.00	$1,015,687.00	$1,066,471.00	$1,015,687.00	$1,066,471.00	$1,119,794.00	$53,323.00
	Sub-Department **000 - Revenues** Totals	$3,054,764.70	$3,223,510.37	$1,375,713.24	$3,016,931.00	$3,254,430.00	$3,422,114.00	$167,684.00
	Department **425 - Kane Comm** Totals	$3,054,764.70	$3,223,510.37	$1,375,713.24	$3,016,931.00	$3,254,430.00	$3,422,114.00	$167,684.00
	REVENUE TOTALS	$3,054,764.70	$3,223,510.37	$1,375,713.24	$3,016,931.00	$3,254,430.00	$3,422,114.00	$167,684.00
EXPENSE								
Department	**425 - Kane Comm**							
Sub-Department	**426 - Kane Comm**							
Services								
269.425.426.45007	Healthcare Contribution Budget Increase	.00	.00	.00	.00	.00	36,524.00	36,524.00
269.425.426.45017	Dental Contribution Budget Increase	.00	.00	.00	.00	.00	1,002.00	1,002.00
	Services Totals	$0.00	$0.00	$0.00	$0.00	$0.00	$37,526.00	$37,526.00
Personnel Services- Salaries & Wages								
269.425.426.40000	Salaries and Wages	1,617,071.48	1,791,115.48	1,000,112.27	1,508,280.00	1,936,627.00	2,079,616.00	142,989.00
269.425.426.40200	Overtime Salaries	342,951.13	338,366.38	182,222.57	315,000.00	100,000.00	100,000.00	.00
	Personnel Services- Salaries & Wages Totals	$1,960,022.61	$2,129,481.86	$1,182,334.84	$1,823,280.00	$2,036,627.00	$2,179,616.00	$142,989.00
Personnel Services- Employee Benefits								
269.425.426.45000	Healthcare Contribution	255,649.04	240,841.06	130,736.26	232,950.00	304,897.00	243,487.00	(61,410.00)
269.425.426.45010	Dental Contribution	7,100.83	6,939.85	3,544.04	6,837.00	11,752.00	6,677.00	(5,075.00)
269.425.426.45100	FICA/SS Contribution	155,014.52	142,053.74	76,347.65	134,766.00	155,828.00	139,828.00	(16,000.00)
269.425.426.45200	IMRF Contribution	90,616.42	97,835.76	64,557.37	93,218.00	131,862.00	120,104.00	(11,758.00)
269.425.426.53010	Workers Compensation	32,384.00	35,156.00	34,885.00	35,156.00	34,885.00	39,684.00	4,799.00
	Personnel Services- Employee Benefits Totals	$540,764.81	$522,826.41	$310,070.32	$502,927.00	$639,224.00	$549,780.00	($89,444.00)
Contractual Services								
269.425.426.50150	Contractual/Consulting Services	58,482.85	59,652.84	39,273.20	59,743.00	57,129.00	61,181.00	4,052.00
269.425.426.52130	Repairs and Maint- Computers	4,673.27	3,752.18	.00	4,000.00	4,000.00	4,000.00	.00
269.425.426.52140	Repairs and Maint- Copiers	1,668.45	6,233.81	.00	500.00	400.00	500.00	100.00
269.425.426.52150	Repairs and Maint- Comm Equip	230,316.99	397,007.41	111,347.97	232,169.00	232,169.00	300,000.00	67,831.00
269.425.426.52160	Repairs and Maint- Equipment	16,750.00	3,520.00	129.57	.00	5,000.00	5,000.00	.00
269.425.426.52190	Equipment Rental	29,492.95	29,540.95	29,172.96	29,825.00	30,100.00	29,825.00	(275.00)
269.425.426.52220	Equipment Lease	48.00	.00	.00	.00	.00	.00	.00

2027 SUMMARY DRAFT SRF Submitted Level Department & Account

Budget Year 2027

G/L Account	Account Description	2024 Actual Amount	2025 Actual Amount	2026 Actual Amount	2026 Estimated Amount	2026 Amended Budget	2027 Submitted Budget	Difference
Fund **269 - Kane Comm**								
EXPENSE								
Department **425 - Kane Comm**								
Sub-Department **426 - Kane Comm**								
Contractual Services								
269.425.426.53000	Liability Insurance	47,062.00	71,642.00	71,462.00	71,642.00	71,462.00	74,867.00	3,405.00
269.425.426.53020	Unemployment Claims	757.00	966.00	1,150.00	966.00	1,150.00	1,248.00	98.00
269.425.426.53040	General Advertising	1,081.00	547.00	52.90	300.00	500.00	500.00	.00
269.425.426.53100	Conferences and Meetings	10,135.63	6,033.55	178.97	1,500.00	6,000.00	6,000.00	.00
269.425.426.53110	Employee Training	4,836.10	2,627.83	3,111.55	2,500.00	4,000.00	4,000.00	.00
269.425.426.53120	Employee Mileage Expense	2,322.68	1,296.55	323.74	2,000.00	3,000.00	2,500.00	(500.00)
269.425.426.53130	General Association Dues	646.00	452.00	260.00	800.00	1,000.00	1,040.00	40.00
269.425.426.53160	Pre-Employment Physicals	2,348.00	1,676.00	906.00	1,200.00	1,388.00	1,388.00	.00
	Contractual Services Totals	$410,620.92	$584,948.12	$257,368.86	$407,145.00	$417,298.00	$492,049.00	$74,751.00
Commodities								
269.425.426.60000	Office Supplies	2,929.27	1,922.43	888.93	2,000.00	2,250.00	2,000.00	(250.00)
269.425.426.60010	Operating Supplies	11,263.68	4,101.72	460.83	2,000.00	2,000.00	2,000.00	.00
269.425.426.60020	Computer Related Supplies	1,314.87	1,768.28	1,164.58	2,500.00	2,000.00	2,500.00	500.00
269.425.426.60080	Employee Recognition Supplies	1,376.13	1,750.38	858.52	1,000.00	1,000.00	1,000.00	.00
269.425.426.64000	Telephone	80,343.00	81,354.68	.00	77,553.00	85,196.00	77,553.00	(7,643.00)
	Commodities Totals	$97,226.95	$90,897.49	$3,372.86	$85,053.00	$92,446.00	$85,053.00	($7,393.00)
Capital								
269.425.426.70120	Special Purpose Equipment	14,500.00	.00	.00	.00	.00	.00	.00
	Capital Totals	$14,500.00	$0.00	$0.00	$0.00	$0.00	$0.00	$0.00
Transfers Out								
269.425.426.99001	Transfer to General Fund 001	105,650.00	63,866.00	68,835.00	68,835.00	68,835.00	78,090.00	9,255.00
	Transfers Out Totals	$105,650.00	$63,866.00	$68,835.00	$68,835.00	$68,835.00	$78,090.00	$9,255.00
	Sub-Department **426 - Kane Comm** Totals	$3,128,785.29	$3,392,019.88	$1,821,981.88	$2,887,240.00	$3,254,430.00	$3,422,114.00	$167,684.00
	Department **425 - Kane Comm** Totals	$3,128,785.29	$3,392,019.88	$1,821,981.88	$2,887,240.00	$3,254,430.00	$3,422,114.00	$167,684.00
	EXPENSE TOTALS	$3,128,785.29	$3,392,019.88	$1,821,981.88	$2,887,240.00	$3,254,430.00	$3,422,114.00	$167,684.00
	Fund **269 - Kane Comm** Totals							
	REVENUE TOTALS	$3,054,764.70	$3,223,510.37	$1,375,713.24	$3,016,931.00	$3,254,430.00	$3,422,114.00	$167,684.00
	EXPENSE TOTALS	$3,128,785.29	$3,392,019.88	$1,821,981.88	$2,887,240.00	$3,254,430.00	$3,422,114.00	$167,684.00
	Fund **269 - Kane Comm** Totals	($74,020.59)	($168,509.51)	($446,268.64)	$129,691.00	$0.00	$0.00	$0.00

2027 SUMMARY DRAFT SRF Submitted Level Department & Account

Budget Year 2027

G/L Account	Account Description	2024 Actual Amount	2025 Actual Amount	2026 Actual Amount	2026 Estimated Amount	2026 Amended Budget	2027 Submitted Budget	Difference
Fund **270 - Probation Services**								
REVENUE								
Department **430 - Court Services**								
Sub-Department **000 - Revenues**								
Charges for Services								
270.430.000.34540	DNA Indexing Fees	558.85	16.19	607.41	400.00	200.00	300.00	100.00
270.430.000.34550	GPS Monitoring Fees	99.00	.00	.00	.00	100.00	.00	(100.00)
270.430.000.35060	Risk Assessment Fees	181.31	108.17	8.58	.00	100.00	100.00	.00
270.430.000.35200	Protective Order Violation Fees	2,225.62	3,144.01	1,513.18	1,700.00	2,000.00	2,000.00	.00
270.430.000.35290	Probation Fee Court Cost	206,069.32	198,161.07	98,408.17	160,000.00	180,000.00	180,000.00	.00
270.430.000.35900	Miscellaneous Fees	507,676.24	423,365.32	229,518.12	350,000.00	400,000.00	425,000.00	25,000.00
	Charges for Services Totals	$716,810.34	$624,794.76	$330,055.46	$512,100.00	$582,400.00	$607,400.00	$25,000.00
Reimbursements								
270.430.000.37120	Polygraph Testing Reimbursement	2,350.00	420.00	880.00	1,000.00	1,000.00	1,000.00	.00
270.430.000.37900	Miscellaneous Reimbursement	7,948.22	23,767.88	50,395.27	25,000.00	5,000.00	5,000.00	.00
	Reimbursements Totals	$10,298.22	$24,187.88	$51,275.27	$26,000.00	$6,000.00	$6,000.00	$0.00
Interest Revenue								
270.430.000.38000	Investment Income	164,305.13	130,924.75	37,070.15	36,215.00	26,128.00	31,613.00	5,485.00
270.430.000.38030	Investment Income- Other Depts	.00	12.69	.00	.00	.00	.00	.00
	Interest Revenue Totals	$164,305.13	$130,937.44	$37,070.15	$36,215.00	$26,128.00	$31,613.00	$5,485.00
Other								
270.430.000.39900	Fund Balance Utilization	.00	.00	.00	178,272.00	178,272.00	151,926.00	(26,346.00)
	Other Totals	$0.00	$0.00	$0.00	$178,272.00	$178,272.00	$151,926.00	($26,346.00)
	Sub-Department **000 - Revenues** Totals	$891,413.69	$779,920.08	$418,400.88	$752,587.00	$792,800.00	$796,939.00	$4,139.00
	Department **430 - Court Services** Totals	$891,413.69	$779,920.08	$418,400.88	$752,587.00	$792,800.00	$796,939.00	$4,139.00
	REVENUE TOTALS	$891,413.69	$779,920.08	$418,400.88	$752,587.00	$792,800.00	$796,939.00	$4,139.00
EXPENSE								
Department **430 - Court Services**								
Sub-Department **460 - Probation Services**								
Contractual Services								
270.430.460.50150	Contractual/Consulting Services	256,155.92	242,184.67	56,561.36	120,000.00	160,000.00	160,000.00	.00
270.430.460.50200	Psychological/Psychiatric Srvs	352,151.68	266,004.74	186,650.85	300,000.00	350,000.00	350,000.00	.00
270.430.460.50340	Software Licensing Cost	491,246.42	419,877.30	293,632.71	275,000.00	239,400.00	263,939.00	24,539.00
270.430.460.50410	Polygraph Testing	4,300.00	350.00	350.00	1,000.00	2,000.00	1,000.00	(1,000.00)
270.430.460.50530	Testing Services	158.00	.00	1,094.00	2,000.00	.00	.00	.00
270.430.460.53100	Conferences and Meetings	1,978.15	1,790.00	.00	.00	5,000.00	2,000.00	(3,000.00)
270.430.460.53110	Employee Training	.00	445.05	.00	.00	4,000.00	1,000.00	(3,000.00)
270.430.460.53130	General Association Dues	.00	.00	.00	.00	1,000.00	.00	(1,000.00)
270.430.460.55000	Miscellaneous Contractual Exp	.00	.00	.00	.00	2,000.00	.00	(2,000.00)
	Contractual Services Totals	$1,105,990.17	$930,651.76	$538,288.92	$698,000.00	$763,400.00	$777,939.00	$14,539.00

2027 SUMMARY DRAFT SRF Submitted Level Department & Account

Budget Year 2027

G/L Account	Account Description	2024 Actual Amount	2025 Actual Amount	2026 Actual Amount	2026 Estimated Amount	2026 Amended Budget	2027 Submitted Budget	Difference
Fund **270 - Probation Services**								
EXPENSE								
Department **430 - Court Services**								
Sub-Department **460 - Probation Services**								
Commodities								
270.430.460.60020	Computer Related Supplies	.00	.00	.00	.00	1,000.00	.00	(1,000.00)
270.430.460.60520	Incentives	17,720.00	14,700.00	1,550.00	.00	15,000.00	15,000.00	.00
270.430.460.60540	Testing Materials	4,977.00	7,297.00	1,896.00	3,500.00	5,000.00	4,000.00	(1,000.00)
	Commodities Totals	$22,697.00	$21,997.00	$3,446.00	$3,500.00	$21,000.00	$19,000.00	($2,000.00)
Contingency and Other								
270.430.460.89000	Addition to Fund Balance	.00	.00	.00	8,400.00	8,400.00	.00	(8,400.00)
	Contingency and Other Totals	$0.00	$0.00	$0.00	$8,400.00	$8,400.00	$0.00	($8,400.00)
Transfers Out								
270.430.460.99273	Transfer to Drug Court Special Resources Fund 273	373,350.00	.00	.00	.00	.00	.00	.00
	Transfers Out Totals	$373,350.00	$0.00	$0.00	$0.00	$0.00	$0.00	$0.00
Sub-Department **460 - Probation Services** Totals		$1,502,037.17	$952,648.76	$541,734.92	$709,900.00	$792,800.00	$796,939.00	$4,139.00
Department **430 - Court Services** Totals		$1,502,037.17	$952,648.76	$541,734.92	$709,900.00	$792,800.00	$796,939.00	$4,139.00
EXPENSE TOTALS		$1,502,037.17	$952,648.76	$541,734.92	$709,900.00	$792,800.00	$796,939.00	$4,139.00
Fund **270 - Probation Services** Totals								
REVENUE TOTALS		$891,413.69	$779,920.08	$418,400.88	$752,587.00	$792,800.00	$796,939.00	$4,139.00
EXPENSE TOTALS		$1,502,037.17	$952,648.76	$541,734.92	$709,900.00	$792,800.00	$796,939.00	$4,139.00
Fund **270 - Probation Services** Totals		($610,623.48)	($172,728.68)	($123,334.04)	$42,687.00	$0.00	$0.00	$0.00
Fund **271 - Substance Abuse Screening**								
REVENUE								
Department **430 - Court Services**								
Sub-Department **000 - Revenues**								
Charges for Services								
271.430.000.34530	Substance Abuse Screening Fees	9,374.92	9,966.88	4,693.15	7,000.00	10,000.00	10,000.00	.00
	Charges for Services Totals	$9,374.92	$9,966.88	$4,693.15	$7,000.00	$10,000.00	$10,000.00	$0.00

2027 SUMMARY DRAFT SRF Submitted Level Department & Account

Budget Year 2027

G/L Account	Account Description	2024 Actual Amount	2025 Actual Amount	2026 Actual Amount	2026 Estimated Amount	2026 Amended Budget	2027 Submitted Budget	Difference
Fund	**271 - Substance Abuse Screening**							
REVENUE								
Department	**430 - Court Services**							
Sub-Department	**000 - Revenues**							
Interest Revenue								
271.430.000.38000	Investment Income	30,602.66	32,586.17	9,758.79	9,188.00	14,829.00	17,942.00	3,113.00
	Interest Revenue Totals	$30,602.66	$32,586.17	$9,758.79	$9,188.00	$14,829.00	$17,942.00	$3,113.00
Other								
271.430.000.39900	Fund Balance Utilization	.00	.00	.00	45,171.00	45,171.00	42,058.00	(3,113.00)
	Other Totals	$0.00	$0.00	$0.00	$45,171.00	$45,171.00	$42,058.00	($3,113.00)
	Sub-Department **000 - Revenues** Totals	$39,977.58	$42,553.05	$14,451.94	$61,359.00	$70,000.00	$70,000.00	$0.00
	Department **430 - Court Services** Totals	$39,977.58	$42,553.05	$14,451.94	$61,359.00	$70,000.00	$70,000.00	$0.00
	REVENUE TOTALS	$39,977.58	$42,553.05	$14,451.94	$61,359.00	$70,000.00	$70,000.00	$0.00
EXPENSE								
Department	**430 - Court Services**							
Sub-Department	**461 - Substance Abuse Screening**							
Contractual Services								
271.430.461.50500	Lab Services	.00	.00	41,673.63	60,000.00	70,000.00	70,000.00	.00
	Contractual Services Totals	$0.00	$0.00	$41,673.63	$60,000.00	$70,000.00	$70,000.00	$0.00
Commodities								
271.430.461.60250	Medical Supplies and Drugs	459.13	.00	120.00	250.00	.00	.00	.00
	Commodities Totals	$459.13	$0.00	$120.00	$250.00	$0.00	$0.00	$0.00
	Sub-Department **461 - Substance Abuse Screening** Totals	$459.13	$0.00	$41,793.63	$60,250.00	$70,000.00	$70,000.00	$0.00
	Department **430 - Court Services** Totals	$459.13	$0.00	$41,793.63	$60,250.00	$70,000.00	$70,000.00	$0.00
	EXPENSE TOTALS	$459.13	$0.00	$41,793.63	$60,250.00	$70,000.00	$70,000.00	$0.00
	Fund **271 - Substance Abuse Screening** Totals							
	REVENUE TOTALS	$39,977.58	$42,553.05	$14,451.94	$61,359.00	$70,000.00	$70,000.00	$0.00
	EXPENSE TOTALS	$459.13	$0.00	$41,793.63	$60,250.00	$70,000.00	$70,000.00	$0.00
	Fund **271 - Substance Abuse Screening** Totals	$39,518.45	$42,553.05	($27,341.69)	$1,109.00	$0.00	$0.00	$0.00

2027 SUMMARY DRAFT SRF Submitted Level Department & Account

Budget Year 2027

G/L Account	Account Description	2024 Actual Amount	2025 Actual Amount	2026 Actual Amount	2026 Estimated Amount	2026 Amended Budget	2027 Submitted Budget	Difference
Fund	**273 - Drug Court Special Resources**							
REVENUE								
Department	**430 - Court Services**							
Sub-Department	**000 - Revenues**							
Grants								
273.430.000.32115	Bureau of Justice Assistance Grant	97,921.06	.00	.00	.00	.00	.00	.00
	Grants Totals	$97,921.06	$0.00	$0.00	$0.00	$0.00	$0.00	$0.00
Charges for Services								
273.430.000.34820	Drug Court Fees	82,646.50	79,699.91	39,624.48	55,000.00	80,000.00	75,000.00	(5,000.00)
	Charges for Services Totals	$82,646.50	$79,699.91	$39,624.48	$55,000.00	$80,000.00	$75,000.00	($5,000.00)
Fines								
273.430.000.36020	Drug Fines	30.00	15.00	60.00	.00	.00	.00	.00
	Fines Totals	$30.00	$15.00	$60.00	$0.00	$0.00	$0.00	$0.00
Reimbursements								
273.430.000.37900	Miscellaneous Reimbursement	.00	23.09	.00	.00	.00	15,000.00	15,000.00
	Reimbursements Totals	$0.00	$23.09	$0.00	$0.00	$0.00	$15,000.00	$15,000.00
Interest Revenue								
273.430.000.38000	Investment Income	93,449.66	98,525.83	29,056.53	27,162.00	33,189.00	40,156.00	6,967.00
	Interest Revenue Totals	$93,449.66	$98,525.83	$29,056.53	$27,162.00	$33,189.00	$40,156.00	$6,967.00
Other								
273.430.000.39900	Fund Balance Utilization	.00	.00	.00	133,261.00	133,261.00	50,494.00	(82,767.00)
	Other Totals	$0.00	$0.00	$0.00	$133,261.00	$133,261.00	$50,494.00	($82,767.00)
Transfers In								
273.430.000.39270	Transfer from Probation Services Fund 270	373,350.00	.00	.00	.00	.00	.00	.00
	Transfers In Totals	$373,350.00	$0.00	$0.00	$0.00	$0.00	$0.00	$0.00
	Sub-Department **000 - Revenues** Totals	$647,397.22	$178,263.83	$68,741.01	$215,423.00	$246,450.00	$180,650.00	($65,800.00)
	Department **430 - Court Services** Totals	$647,397.22	$178,263.83	$68,741.01	$215,423.00	$246,450.00	$180,650.00	($65,800.00)
	REVENUE TOTALS	$647,397.22	$178,263.83	$68,741.01	$215,423.00	$246,450.00	$180,650.00	($65,800.00)
EXPENSE								
Department	**430 - Court Services**							
Sub-Department	**464 - Adult Drug Court Spec Resources**							
Contractual Services								
273.430.464.50150	Contractual/Consulting Services	41,633.12	38,795.34	13,747.00	25,000.00	35,000.00	35,000.00	.00
273.430.464.50200	Psychological/Psychiatric Srvs	6,357.50	9,285.00	4,091.65	6,000.00	5,000.00	5,000.00	.00
273.430.464.50340	Software Licensing Cost	.00	49.96	.00	.00	.00	.00	.00
273.430.464.50500	Lab Services	61,656.09	39,779.61	16,256.16	25,000.00	55,000.00	40,000.00	(15,000.00)
273.430.464.50630	Halfway House	13,034.00	3,024.66	1,000.00	5,000.00	15,000.00	10,000.00	(5,000.00)
273.430.464.50640	Residential Treatment	107,416.50	23,920.46	22,176.00	60,000.00	100,000.00	60,000.00	(40,000.00)
273.430.464.52230	Repairs and Maint- Vehicles	2,055.06	1,276.88	.00	.00	2,000.00	2,000.00	.00
273.430.464.52240	Repairs and Maint- Office Equip	123.75	.00	.00	.00	.00	.00	.00

2027 SUMMARY DRAFT SRF Submitted Level Department & Account

Budget Year 2027

G/L Account	Account Description	2024 Actual Amount	2025 Actual Amount	2026 Actual Amount	2026 Estimated Amount	2026 Amended Budget	2027 Submitted Budget	Difference
Fund	**273 - Drug Court Special Resources**							
EXPENSE								
Department	**430 - Court Services**							
Sub-Department	**464 - Adult Drug Court Spec Resources**							
Contractual Services								
273.430.464.53040	General Advertising	.00	43.70	.00	.00	.00	.00	.00
273.430.464.53100	Conferences and Meetings	8,440.48	20,739.18	1,597.80	1,500.00	15,000.00	10,000.00	(5,000.00)
273.430.464.53110	Employee Training	1,352.43	646.20	8,744.84	17,000.00	1,500.00	1,500.00	.00
273.430.464.53120	Employee Mileage Expense	99.83	.00	33.57	.00	100.00	100.00	.00
273.430.464.53130	General Association Dues	.00	.00	.00	.00	150.00	.00	(150.00)
	Contractual Services Totals	$242,168.76	$137,560.99	$67,647.02	$139,500.00	$228,750.00	$163,600.00	($65,150.00)
Commodities								
273.430.464.60000	Office Supplies	282.28	1,265.12	.00	.00	400.00	400.00	.00
273.430.464.60010	Operating Supplies	912.13	384.55	.00	.00	750.00	750.00	.00
273.430.464.60040	Postage	9.85	.00	.00	.00	50.00	50.00	.00
273.430.464.60050	Books and Subscriptions	2,930.92	242.41	.00	.00	1,500.00	1,000.00	(500.00)
273.430.464.60250	Medical Supplies and Drugs	782.00	562.00	562.00	1,200.00	750.00	750.00	.00
273.430.464.60450	Drug Court Graduation Supplies	1,471.55	1,084.02	275.00	.00	1,500.00	1,500.00	.00
273.430.464.60530	Sanction Incentives	10,806.18	9,081.43	717.59	750.00	9,000.00	9,000.00	.00
273.430.464.60550	Peer Group Activities Supplies	3,333.54	4,466.99	1,194.68	2,500.00	3,000.00	3,000.00	.00
273.430.464.63040	Fuel- Vehicles	423.12	344.15	325.31	500.00	750.00	600.00	(150.00)
273.430.464.65000	Miscellaneous Supplies	.00	1,794.44	.00	.00	.00	.00	.00
	Commodities Totals	$20,951.57	$19,225.11	$3,074.58	$4,950.00	$17,700.00	$17,050.00	($650.00)
Sub-Department	**464 - Adult Drug Court Spec Resources** Totals	$263,120.33	$156,786.10	$70,721.60	$144,450.00	$246,450.00	$180,650.00	($65,800.00)
Department	**430 - Court Services** Totals	$263,120.33	$156,786.10	$70,721.60	$144,450.00	$246,450.00	$180,650.00	($65,800.00)
	EXPENSE TOTALS	$263,120.33	$156,786.10	$70,721.60	$144,450.00	$246,450.00	$180,650.00	($65,800.00)
Fund	**273 - Drug Court Special Resources** Totals							
	REVENUE TOTALS	$647,397.22	$178,263.83	$68,741.01	$215,423.00	$246,450.00	$180,650.00	($65,800.00)
	EXPENSE TOTALS	$263,120.33	$156,786.10	$70,721.60	$144,450.00	$246,450.00	$180,650.00	($65,800.00)
Fund	**273 - Drug Court Special Resources** Totals	$384,276.89	$21,477.73	($1,980.59)	$70,973.00	$0.00	$0.00	$0.00

2027 SUMMARY DRAFT SRF Submitted Level Department & Account

Budget Year 2027

G/L Account	Account Description	2024 Actual Amount	2025 Actual Amount	2026 Actual Amount	2026 Estimated Amount	2026 Amended Budget	2027 Submitted Budget	Difference
Fund	**276 - Probation Victim Services**							
REVENUE								
Department	**430 - Court Services**							
Sub-Department	**000 - Revenues**							
Charges for Services								
276.430.000.35180	Probation Victim Services Fees	8,565.19	7,064.88	3,851.82	5,000.00	7,000.00	7,500.00	500.00
	Charges for Services Totals	$8,565.19	$7,064.88	$3,851.82	$5,000.00	$7,000.00	$7,500.00	$500.00
Interest Revenue								
276.430.000.38000	Investment Income	3,138.08	3,793.88	1,230.17	1,136.00	1,413.00	1,710.00	297.00
	Interest Revenue Totals	$3,138.08	$3,793.88	$1,230.17	$1,136.00	$1,413.00	$1,710.00	$297.00
Other								
276.430.000.39900	Fund Balance Utilization	.00	.00	.00	1,587.00	1,587.00	790.00	(797.00)
	Other Totals	$0.00	$0.00	$0.00	$1,587.00	$1,587.00	$790.00	($797.00)
	Sub-Department **000 - Revenues** Totals	$11,703.27	$10,858.76	$5,081.99	$7,723.00	$10,000.00	$10,000.00	$0.00
	Department **430 - Court Services** Totals	$11,703.27	$10,858.76	$5,081.99	$7,723.00	$10,000.00	$10,000.00	$0.00
	REVENUE TOTALS	$11,703.27	$10,858.76	$5,081.99	$7,723.00	$10,000.00	$10,000.00	$0.00
EXPENSE								
Department	**430 - Court Services**							
Sub-Department	**466 - Probation Victim Services**							
Contractual Services								
276.430.466.50590	Professional Services	.00	.00	.00	10,000.00	10,000.00	10,000.00	.00
	Contractual Services Totals	$0.00	$0.00	$0.00	$10,000.00	$10,000.00	$10,000.00	$0.00
	Sub-Department **466 - Probation Victim Services** Totals	$0.00	$0.00	$0.00	$10,000.00	$10,000.00	$10,000.00	$0.00
	Department **430 - Court Services** Totals	$0.00	$0.00	$0.00	$10,000.00	$10,000.00	$10,000.00	$0.00
	EXPENSE TOTALS	$0.00	$0.00	$0.00	$10,000.00	$10,000.00	$10,000.00	$0.00
	Fund **276 - Probation Victim Services** Totals							
	REVENUE TOTALS	$11,703.27	$10,858.76	$5,081.99	$7,723.00	$10,000.00	$10,000.00	$0.00
	EXPENSE TOTALS	$0.00	$0.00	$0.00	$10,000.00	$10,000.00	$10,000.00	$0.00
	Fund **276 - Probation Victim Services** Totals	$11,703.27	$10,858.76	$5,081.99	($2,277.00)	$0.00	$0.00	$0.00

2027 SUMMARY DRAFT SRF Submitted Level Department & Account

Budget Year 2027

G/L Account	Account Description	2024 Actual Amount	2025 Actual Amount	2026 Actual Amount	2026 Estimated Amount	2026 Amended Budget	2027 Submitted Budget	Difference
Fund **277 - Victim Impact Panel**								
REVENUE								
Department **430 - Court Services**								
Sub-Department **000 - Revenues**								
Interest Revenue								
277.430.000.38000	Investment Income	550.61	464.87	141.53	132.00	200.00	242.00	42.00
277.430.000.38030	Investment Income- Other Depts	.00	91.08	.00	.00	.00	.00	.00
	Interest Revenue Totals	$550.61	$555.95	$141.53	$132.00	$200.00	$242.00	$42.00
	Sub-Department **000 - Revenues** Totals	$550.61	$555.95	$141.53	$132.00	$200.00	$242.00	$42.00
	Department **430 - Court Services** Totals	$550.61	$555.95	$141.53	$132.00	$200.00	$242.00	$42.00
	REVENUE TOTALS	$550.61	$555.95	$141.53	$132.00	$200.00	$242.00	$42.00
EXPENSE								
Department **430 - Court Services**								
Sub-Department **467 - Victim Impact Panel**								
Contractual Services								
277.430.467.50150	Contractual/Consulting Services	2,620.00	.00	.00	.00	.00	.00	.00
	Contractual Services Totals	$2,620.00	$0.00	$0.00	$0.00	$0.00	$0.00	$0.00
Contingency and Other								
277.430.467.89000	Addition to Fund Balance	.00	.00	.00	200.00	200.00	242.00	42.00
	Contingency and Other Totals	$0.00	$0.00	$0.00	$200.00	$200.00	$242.00	$42.00
	Sub-Department **467 - Victim Impact Panel** Totals	$2,620.00	$0.00	$0.00	$200.00	$200.00	$242.00	$42.00
	Department **430 - Court Services** Totals	$2,620.00	$0.00	$0.00	$200.00	$200.00	$242.00	$42.00
	EXPENSE TOTALS	$2,620.00	$0.00	$0.00	$200.00	$200.00	$242.00	$42.00
	Fund **277 - Victim Impact Panel** Totals							
	REVENUE TOTALS	$550.61	$555.95	$141.53	$132.00	$200.00	$242.00	$42.00
	EXPENSE TOTALS	$2,620.00	$0.00	$0.00	$200.00	$200.00	$242.00	$42.00
	Fund **277 - Victim Impact Panel** Totals	($2,069.39)	$555.95	$141.53	($68.00)	$0.00	$0.00	$0.00
Fund **278 - Juvenile Justice Donation Fund**								
REVENUE								
Department **430 - Court Services**								
Sub-Department **000 - Revenues**								
Interest Revenue								
278.430.000.38000	Investment Income	1,228.41	840.72	310.09	289.00	89.00	108.00	19.00
	Interest Revenue Totals	$1,228.41	$840.72	$310.09	$289.00	$89.00	$108.00	$19.00

2027 SUMMARY DRAFT SRF Submitted Level Department & Account

Budget Year 2027

G/L Account	Account Description	2024 Actual Amount	2025 Actual Amount	2026 Actual Amount	2026 Estimated Amount	2026 Amended Budget	2027 Submitted Budget	Difference
Fund	**278 - Juvenile Justice Donation Fund**							
REVENUE								
Department	**430 - Court Services**							
Sub-Department	**000 - Revenues**							
Other								
278.430.000.38520	General Donations	4,150.88	7,049.03	1,155.00	1,500.00	2,000.00	2,000.00	.00
	Other Totals	$4,150.88	$7,049.03	$1,155.00	$1,500.00	$2,000.00	$2,000.00	$0.00
	Sub-Department **000 - Revenues** Totals	$5,379.29	$7,889.75	$1,465.09	$1,789.00	$2,089.00	$2,108.00	$19.00
	Department **430 - Court Services** Totals	$5,379.29	$7,889.75	$1,465.09	$1,789.00	$2,089.00	$2,108.00	$19.00
	REVENUE TOTALS	$5,379.29	$7,889.75	$1,465.09	$1,789.00	$2,089.00	$2,108.00	$19.00
EXPENSE								
Department	**430 - Court Services**							
Sub-Department	**439 - Juvenile Justice Donations**							
Commodities								
278.430.439.60050	Books and Subscriptions	325.02	544.66	737.48	100.00	300.00	300.00	.00
278.430.439.65000	Miscellaneous Supplies	.00	71.63	57.58	100.00	100.00	100.00	.00
	Commodities Totals	$325.02	$616.29	$795.06	$200.00	$400.00	$400.00	$0.00
Contingency and Other								
278.430.439.89000	Addition to Fund Balance	.00	.00	.00	1,689.00	1,689.00	1,708.00	19.00
	Contingency and Other Totals	$0.00	$0.00	$0.00	$1,689.00	$1,689.00	$1,708.00	$19.00
	Sub-Department **439 - Juvenile Justice Donations** Totals	$325.02	$616.29	$795.06	$1,889.00	$2,089.00	$2,108.00	$19.00
	Department **430 - Court Services** Totals	$325.02	$616.29	$795.06	$1,889.00	$2,089.00	$2,108.00	$19.00
	EXPENSE TOTALS	$325.02	$616.29	$795.06	$1,889.00	$2,089.00	$2,108.00	$19.00
	Fund **278 - Juvenile Justice Donation Fund** Totals							
	REVENUE TOTALS	$5,379.29	$7,889.75	$1,465.09	$1,789.00	$2,089.00	$2,108.00	$19.00
	EXPENSE TOTALS	$325.02	$616.29	$795.06	$1,889.00	$2,089.00	$2,108.00	$19.00
	Fund **278 - Juvenile Justice Donation Fund** Totals	$5,054.27	$7,273.46	$670.03	($100.00)	$0.00	$0.00	$0.00

2027 SUMMARY DRAFT SRF Submitted Level Department & Account

Budget Year 2027

G/L Account	Account Description	2024 Actual Amount	2025 Actual Amount	2026 Actual Amount	2026 Estimated Amount	2026 Amended Budget	2027 Submitted Budget	Difference
Fund **279 - DUI Court**								
REVENUE								
Department **430 - Court Services**								
Sub-Department **000 - Revenues**								
Grants								
279.430.000.32724	DUI Court IDOT Grant	98,194.73	133,648.61	107,994.21	227,100.00	227,100.00	.00	(227,100.00)
279.430.000.33902	Grants - State Government	.00	.00	.00	.00	.00	258,824.00	258,824.00
	Grants Totals	$98,194.73	$133,648.61	$107,994.21	$227,100.00	$227,100.00	$258,824.00	$31,724.00
Interest Revenue								
279.430.000.38000	Investment Income	10.40	3,536.93	1,815.21	2,026.00	1,200.00	1,452.00	252.00
	Interest Revenue Totals	$10.40	$3,536.93	$1,815.21	$2,026.00	$1,200.00	$1,452.00	$252.00
	Sub-Department **000 - Revenues** Totals	$98,205.13	$137,185.54	$109,809.42	$229,126.00	$228,300.00	$260,276.00	$31,976.00
	Department **430 - Court Services** Totals	$98,205.13	$137,185.54	$109,809.42	$229,126.00	$228,300.00	$260,276.00	$31,976.00
	REVENUE TOTALS	$98,205.13	$137,185.54	$109,809.42	$229,126.00	$228,300.00	$260,276.00	$31,976.00
EXPENSE								
Department **430 - Court Services**								
Sub-Department **279 - DUI Court**								
Contractual Services								
279.430.279.50200	Psychological/Psychiatric Srvs	11,500.00	92,052.00	45,212.50	80,000.00	80,000.00	87,000.00	7,000.00
279.430.279.50500	Lab Services	.00	49,220.32	26,172.92	70,000.00	72,000.00	72,000.00	.00
279.430.279.53040	General Advertising	.00	43.70	.00	.00	.00	.00	.00
279.430.279.53100	Conferences and Meetings	.00	22,134.58	14,840.33	35,000.00	40,000.00	31,000.00	(9,000.00)
279.430.279.53110	Employee Training	.00	.00	2,301.94	5,000.00	.00	.00	.00
279.430.279.53120	Employee Mileage Expense	.00	56.25	92.37	.00	100.00	.00	(100.00)
	Contractual Services Totals	$11,500.00	$163,506.85	$88,620.06	$190,000.00	$192,100.00	$190,000.00	($2,100.00)
Commodities								
279.430.279.60450	Drug Court Graduation Supplies	.00	.00	23.49	50.00	.00	.00	.00
279.430.279.60520	Incentives	.00	2,187.17	1,792.25	200.00	4,000.00	33,764.00	29,764.00
	Commodities Totals	$0.00	$2,187.17	$1,815.74	$250.00	$4,000.00	$33,764.00	$29,764.00
Contingency and Other								
279.430.279.89000	Addition to Fund Balance	.00	.00	.00	32,200.00	32,200.00	36,512.00	4,312.00
	Contingency and Other Totals	$0.00	$0.00	$0.00	$32,200.00	$32,200.00	$36,512.00	$4,312.00
Transfers Out								
279.430.279.99001	Transfer to General Fund 001	5,185.00	.00	.00	.00	.00	.00	.00
	Transfers Out Totals	$5,185.00	$0.00	$0.00	$0.00	$0.00	$0.00	$0.00
	Sub-Department **279 - DUI Court** Totals	$16,685.00	$165,694.02	$90,435.80	$222,450.00	$228,300.00	$260,276.00	$31,976.00
	Department **430 - Court Services** Totals	$16,685.00	$165,694.02	$90,435.80	$222,450.00	$228,300.00	$260,276.00	$31,976.00
	EXPENSE TOTALS	$16,685.00	$165,694.02	$90,435.80	$222,450.00	$228,300.00	$260,276.00	$31,976.00
	Fund **279 - DUI Court** Totals							
	REVENUE TOTALS	$98,205.13	$137,185.54	$109,809.42	$229,126.00	$228,300.00	$260,276.00	$31,976.00

2027 SUMMARY DRAFT SRF Submitted Level Department & Account

Budget Year 2027

G/L Account	Account Description	2024 Actual Amount	2025 Actual Amount	2026 Actual Amount	2026 Estimated Amount	2026 Amended Budget	2027 Submitted Budget	Difference
	EXPENSE TOTALS	$16,685.00	$165,694.02	$90,435.80	$222,450.00	$228,300.00	$260,276.00	$31,976.00
	Fund **279 - DUI Court** Totals	$81,520.13	($28,508.48)	$19,373.62	$6,676.00	$0.00	$0.00	$0.00
Fund **289 - Coroner Administration**								
REVENUE								
Department **490 - Coroner**								
Sub-Department **000 - Revenues**								
Grants								
289.490.000.32367	Department of Justice Morgue Tech Grant	20,290.00	4,000.00	12,000.00	.00	.00	.00	.00
289.490.000.33551	Health Department Opiate Grant	30,000.00	.00	.00	.00	.00	.00	.00
289.490.000.33705	Death Certificate Surcharge Grant	5,394.32	4,386.00	4,338.00	7,500.00	7,500.00	.00	(7,500.00)
289.490.000.33902	Grants - State Government	.00	.00	.00	.00	.00	7,500.00	7,500.00
	Grants Totals	$55,684.32	$8,386.00	$16,338.00	$7,500.00	$7,500.00	$7,500.00	$0.00
Charges for Services								
289.490.000.34560	County Coroner Fees	274,454.90	270,264.37	170,432.12	260,000.00	260,000.00	260,000.00	.00
289.490.000.34570	Body Bag Fees	9,950.00	11,175.00	5,325.00	10,000.00	10,000.00	10,000.00	.00
	Charges for Services Totals	$284,404.90	$281,439.37	$175,757.12	$270,000.00	$270,000.00	$270,000.00	$0.00
Interest Revenue								
289.490.000.38000	Investment Income	23,243.28	37,555.26	10,417.78	7,768.00	7,768.00	9,399.00	1,631.00
	Interest Revenue Totals	$23,243.28	$37,555.26	$10,417.78	$7,768.00	$7,768.00	$9,399.00	$1,631.00
Other								
289.490.000.39900	Fund Balance Utilization	.00	.00	.00	.00	13,000.00	11,369.00	(1,631.00)
	Other Totals	$0.00	$0.00	$0.00	$0.00	$13,000.00	$11,369.00	($1,631.00)
	Sub-Department **000 - Revenues** Totals	$363,332.50	$327,380.63	$202,512.90	$285,268.00	$298,268.00	$298,268.00	$0.00
Sub-Department **496 - Forensics Lab**								
Grants								
289.490.496.33903	Grants - Federal Government	.00	151,765.00	5,839.17	.00	811,235.00	763,000.00	(48,235.00)
	Grants Totals	$0.00	$151,765.00	$5,839.17	$0.00	$811,235.00	$763,000.00	($48,235.00)
	Sub-Department **496 - Forensics Lab** Totals	$0.00	$151,765.00	$5,839.17	$0.00	$811,235.00	$763,000.00	($48,235.00)
	Department **490 - Coroner** Totals	$363,332.50	$479,145.63	$208,352.07	$285,268.00	$1,109,503.00	$1,061,268.00	($48,235.00)
	REVENUE TOTALS	$363,332.50	$479,145.63	$208,352.07	$285,268.00	$1,109,503.00	$1,061,268.00	($48,235.00)
EXPENSE								
Department **490 - Coroner**								
Sub-Department **491 - Coroner Administration**								
Contractual Services								
289.490.491.50385	Direct Cremation	2,856.75	4,700.00	.00	7,500.00	7,500.00	7,500.00	.00
289.490.491.53100	Conferences and Meetings	4,971.82	4,154.83	728.35	8,000.00	8,000.00	8,000.00	.00
289.490.491.53110	Employee Training	3,698.88	9,735.72	9,653.59	10,000.00	10,000.00	10,000.00	.00
289.490.491.53130	General Association Dues	1,030.00	7,425.00	2,155.00	7,500.00	7,500.00	7,500.00	.00
289.490.491.55000	Miscellaneous Contractual Exp	14,689.91	39,642.80	.00	40,000.00	40,000.00	40,000.00	.00
	Contractual Services Totals	$27,247.36	$65,658.35	$12,536.94	$73,000.00	$73,000.00	$73,000.00	$0.00

2027 SUMMARY DRAFT SRF Submitted Level Department & Account

Budget Year 2027

G/L Account	Account Description	2024 Actual Amount	2025 Actual Amount	2026 Actual Amount	2026 Estimated Amount	2026 Amended Budget	2027 Submitted Budget	Difference
Fund **289 - Coroner Administration**								
EXPENSE								
Department **490 - Coroner**								
Sub-Department **491 - Coroner Administration**								
Commodities								
289.490.491.60000	Office Supplies	1,970.44	3,414.45	834.42	3,500.00	3,500.00	3,500.00	.00
289.490.491.60010	Operating Supplies	78,623.85	97,678.18	25,991.03	82,768.00	82,768.00	82,768.00	.00
289.490.491.60025	Lab Supplies	.00	23,450.00	.00	24,000.00	24,000.00	24,000.00	.00
289.490.491.60210	Uniform Supplies	2,889.26	6,062.12	2,144.81	8,000.00	8,000.00	8,000.00	.00
289.490.491.60280	Body Bags	4,518.80	10,865.49	.00	12,000.00	12,000.00	12,000.00	.00
	Commodities Totals	$88,002.35	$141,470.24	$28,970.26	$130,268.00	$130,268.00	$130,268.00	$0.00
Capital								
289.490.491.70070	Automotive Equipment	65,583.03	.00	.00	95,000.00	95,000.00	95,000.00	.00
	Capital Totals	$65,583.03	$0.00	$0.00	$95,000.00	$95,000.00	$95,000.00	$0.00
Sub-Department **491 - Coroner Administration** Totals		$180,832.74	$207,128.59	$41,507.20	$298,268.00	$298,268.00	$298,268.00	$0.00
Sub-Department **496 - Forensics Lab**								
Commodities								
289.490.496.60010	Operating Supplies	.00	150,652.00	.00	287,235.00	287,235.00	763,000.00	475,765.00
289.490.496.60025	Lab Supplies	.00	1,113.00	.00	.00	.00	.00	.00
289.490.496.65000	Miscellaneous Supplies	.00	.00	.00	24,000.00	24,000.00	.00	(24,000.00)
	Commodities Totals	$0.00	$151,765.00	$0.00	$311,235.00	$311,235.00	$763,000.00	$451,765.00
Capital								
289.490.496.70120	Special Purpose Equipment	.00	.00	.00	500,000.00	500,000.00	.00	(500,000.00)
	Capital Totals	$0.00	$0.00	$0.00	$500,000.00	$500,000.00	$0.00	($500,000.00)
Sub-Department **496 - Forensics Lab** Totals		$0.00	$151,765.00	$0.00	$811,235.00	$811,235.00	$763,000.00	($48,235.00)
Department **490 - Coroner** Totals		$180,832.74	$358,893.59	$41,507.20	$1,109,503.00	$1,109,503.00	$1,061,268.00	($48,235.00)
	EXPENSE TOTALS	$180,832.74	$358,893.59	$41,507.20	$1,109,503.00	$1,109,503.00	$1,061,268.00	($48,235.00)
Fund **289 - Coroner Administration** Totals								
	REVENUE TOTALS	$363,332.50	$479,145.63	$208,352.07	$285,268.00	$1,109,503.00	$1,061,268.00	($48,235.00)
	EXPENSE TOTALS	$180,832.74	$358,893.59	$41,507.20	$1,109,503.00	$1,109,503.00	$1,061,268.00	($48,235.00)
Fund **289 - Coroner Administration** Totals		$182,499.76	$120,252.04	$166,844.87	($824,235.00)	$0.00	$0.00	$0.00
Fund **290 - Animal Control**								
REVENUE								
Department **500 - Animal Control**								
Sub-Department **000 - Revenues**								
Charges for Services								
290.500.000.34580	Registration and Tag Fees	1,248,760.71	1,281,855.32	668,669.24	1,291,578.00	1,291,578.00	1,298,960.00	7,382.00
290.500.000.34590	Animal Transportation Fees	.00	.00	212.00	.00	.00	.00	.00
290.500.000.34600	Animal Pickup Fees	1,470.00	614.00	.00	.00	.00	.00	.00

2027 SUMMARY DRAFT SRF Submitted Level Department & Account

Budget Year 2027

G/L Account	Account Description	2024 Actual Amount	2025 Actual Amount	2026 Actual Amount	2026 Estimated Amount	2026 Amended Budget	2027 Submitted Budget	Difference
Fund **290 - Animal Control**								
REVENUE								
Department **500 - Animal Control**								
Sub-Department **000 - Revenues**								
Charges for Services								
290.500.000.34610	Impound Fees	13,059.50	27,845.00	14,534.00	40,000.00	40,000.00	40,000.00	.00
290.500.000.34620	Adoption Fees	19,706.00	13,760.00	5,105.00	7,000.00	7,000.00	7,000.00	.00
290.500.000.34630	Microchip Fees	2,605.00	1,396.00	615.00	1,200.00	1,200.00	1,200.00	.00
	Charges for Services Totals	$1,285,601.21	$1,325,470.32	$689,135.24	$1,339,778.00	$1,339,778.00	$1,347,160.00	$7,382.00
Fines								
290.500.000.36100	Court Fines	.00	.00	100.00	2,000.00	2,000.00	2,000.00	.00
	Fines Totals	$0.00	$0.00	$100.00	$2,000.00	$2,000.00	$2,000.00	$0.00
Reimbursements								
290.500.000.37230	Service Reimbursements	.00	143.79	.00	.00	.00	.00	.00
290.500.000.37900	Miscellaneous Reimbursement	18,712.00	.00	.00	.00	.00	.00	.00
	Reimbursements Totals	$18,712.00	$143.79	$0.00	$0.00	$0.00	$0.00	$0.00
Interest Revenue								
290.500.000.38000	Investment Income	58,611.53	63,480.35	19,270.30	45,000.00	45,000.00	46,060.00	1,060.00
290.500.000.38030	Investment Income- Other Depts	.00	.00	23.99	.00	.00	.00	.00
	Interest Revenue Totals	$58,611.53	$63,480.35	$19,294.29	$45,000.00	$45,000.00	$46,060.00	$1,060.00
Other								
290.500.000.38520	General Donations	1,316.58	4,049.70	981.73	2,000.00	2,000.00	2,000.00	.00
290.500.000.38900	Miscellaneous Other	422.00	1,390.00	750.00	600.00	600.00	600.00	.00
290.500.000.39900	Fund Balance Utilization	.00	.00	.00	.00	10,000.00	.00	(10,000.00)
	Other Totals	$1,738.58	$5,439.70	$1,731.73	$2,600.00	$12,600.00	$2,600.00	($10,000.00)
Transfers In								
290.500.000.39120	Transfer from Grand Victoria Casino Elgin Fund 120	.00	.00	.00	.00	.00	35,000.00	35,000.00
	Transfers In Totals	$0.00	$0.00	$0.00	$0.00	$0.00	$35,000.00	$35,000.00
	Sub-Department **000 - Revenues** Totals	$1,364,663.32	$1,394,534.16	$710,261.26	$1,389,378.00	$1,399,378.00	$1,432,820.00	$33,442.00
	Department **500 - Animal Control** Totals	$1,364,663.32	$1,394,534.16	$710,261.26	$1,389,378.00	$1,399,378.00	$1,432,820.00	$33,442.00
	REVENUE TOTALS	$1,364,663.32	$1,394,534.16	$710,261.26	$1,389,378.00	$1,399,378.00	$1,432,820.00	$33,442.00
EXPENSE								
Department **500 - Animal Control**								
Sub-Department **500 - Animal Control**								
Services								
290.500.500.45007	Healthcare Contribution Budget Increase	.00	.00	.00	.00	.00	12,849.00	12,849.00
290.500.500.45017	Dental Contribution Budget Increase	.00	.00	.00	.00	.00	399.00	399.00
	Services Totals	$0.00	$0.00	$0.00	$0.00	$0.00	$13,248.00	$13,248.00

2027 SUMMARY DRAFT SRF Submitted Level Department & Account

Budget Year 2027

G/L Account	Account Description	2024 Actual Amount	2025 Actual Amount	2026 Actual Amount	2026 Estimated Amount	2026 Amended Budget	2027 Submitted Budget	Difference
Fund	**290 - Animal Control**							
EXPENSE								
Department	**500 - Animal Control**							
Sub-Department	**500 - Animal Control**							
Personnel Services- Salaries & Wages								
290.500.500.40000	Salaries and Wages	689,061.07	740,748.19	388,763.58	758,820.00	782,859.00	790,552.00	7,693.00
290.500.500.40200	Overtime Salaries	46,989.49	35,427.73	16,031.68	40,000.00	40,000.00	32,308.00	(7,692.00)
	Personnel Services- Salaries & Wages Totals	$736,050.56	$776,175.92	$404,795.26	$798,820.00	$822,859.00	$822,860.00	$1.00
Personnel Services- Employee Benefits								
290.500.500.45000	Healthcare Contribution	83,444.64	69,954.15	44,496.48	70,116.00	70,116.00	85,656.00	15,540.00
290.500.500.45010	Dental Contribution	2,321.29	2,518.85	1,412.00	2,540.00	2,540.00	2,655.00	115.00
290.500.500.45100	FICA/SS Contribution	54,659.30	58,073.41	30,004.98	61,122.00	62,961.00	62,967.00	6.00
290.500.500.45200	IMRF Contribution	30,724.31	38,576.82	23,882.53	52,251.00	53,823.00	42,339.00	(11,484.00)
290.500.500.53010	Workers Compensation	13,850.00	13,959.00	13,829.00	13,829.00	13,829.00	14,984.00	1,155.00
	Personnel Services- Employee Benefits Totals	$184,999.54	$183,082.23	$113,624.99	$199,858.00	$203,269.00	$208,601.00	$5,332.00
Contractual Services								
290.500.500.50150	Contractual/Consulting Services	12,648.16	22,291.34	7,155.04	22,000.00	22,000.00	20,000.00	(2,000.00)
290.500.500.50180	Veterinarian Services	10,785.72	9,241.14	3,646.97	8,000.00	8,000.00	8,000.00	.00
290.500.500.50340	Software Licensing Cost	67,790.53	37,259.37	20,490.00	65,000.00	65,000.00	50,000.00	(15,000.00)
290.500.500.50380	Cremation Services	197.50	3,426.20	585.10	750.00	750.00	750.00	.00
290.500.500.52000	Disposal and Water Softener Srvs	279.00	130.20	238.50	1,700.00	1,700.00	1,700.00	.00
290.500.500.52020	Repairs and Maintenance- Roads	.00	1,467.14	.00	2,500.00	2,000.00	1,500.00	(500.00)
290.500.500.52110	Repairs and Maint- Buildings	9,148.43	14,712.45	3,480.85	7,000.00	6,000.00	5,000.00	(1,000.00)
290.500.500.52120	Repairs and Maint- Grounds	.00	5,787.62	603.71	5,000.00	5,000.00	4,000.00	(1,000.00)
290.500.500.52130	Repairs and Maint- Computers	.00	9,728.76	.00	1,000.00	1,000.00	1,000.00	.00
290.500.500.52140	Repairs and Maint- Copiers	1,251.16	1,271.11	599.14	1,000.00	1,000.00	1,000.00	.00
290.500.500.52150	Repairs and Maint- Comm Equip	.00	.00	.00	500.00	500.00	500.00	.00
290.500.500.52160	Repairs and Maint- Equipment	7,450.00	275.50	.00	2,000.00	2,000.00	2,000.00	.00
290.500.500.52230	Repairs and Maint- Vehicles	5,190.87	9,573.07	4,694.18	7,000.00	5,000.00	5,000.00	.00
290.500.500.53000	Liability Insurance	20,128.00	28,800.00	28,304.00	28,304.00	28,304.00	27,318.00	(986.00)
290.500.500.53020	Unemployment Claims	324.00	389.00	456.00	456.00	456.00	455.00	(1.00)
290.500.500.53040	General Advertising	4,376.69	7,048.92	957.51	3,000.00	2,500.00	3,000.00	500.00
290.500.500.53060	General Printing	132.50	545.87	.00	500.00	295.00	500.00	205.00
290.500.500.53100	Conferences and Meetings	1,056.83	.00	.00	2,000.00	1,500.00	1,500.00	.00
290.500.500.53110	Employee Training	4,073.50	3,058.38	958.63	4,000.00	3,000.00	3,000.00	.00
290.500.500.53120	Employee Mileage Expense	163.21	236.60	.00	1,500.00	1,000.00	1,000.00	.00
290.500.500.53130	General Association Dues	507.25	715.50	439.75	500.00	500.00	500.00	.00
290.500.500.53170	Employee Medical Expense	1,157.00	2,422.00	.00	3,562.00	3,062.00	3,562.00	500.00
290.500.500.55000	Miscellaneous Contractual Exp	.00	.00	.00	1,500.00	.00	35,000.00	35,000.00
	Contractual Services Totals	$146,660.35	$158,380.17	$72,609.38	$168,772.00	$160,567.00	$176,285.00	$15,718.00

2027 SUMMARY DRAFT SRF Submitted Level Department & Account

Budget Year 2027

G/L Account	Account Description	2024 Actual Amount	2025 Actual Amount	2026 Actual Amount	2026 Estimated Amount	2026 Amended Budget	2027 Submitted Budget	Difference
Fund **290 - Animal Control**								
EXPENSE								
Department **500 - Animal Control**								
Sub-Department **500 - Animal Control**								
Commodities								
290.500.500.60000	Office Supplies	5,304.33	5,817.83	1,489.07	8,000.00	7,000.00	6,500.00	(500.00)
290.500.500.60010	Operating Supplies	24,270.22	32,975.72	9,241.89	16,000.00	24,000.00	16,000.00	(8,000.00)
290.500.500.60100	Utilities- Water	5,256.52	5,607.34	2,639.36	5,500.00	5,500.00	5,500.00	.00
290.500.500.60140	Animal Care Supplies	21,061.69	14,597.46	1,021.00	25,245.00	15,000.00	16,121.00	1,121.00
290.500.500.60160	Cleaning Supplies	11,843.15	5,197.38	343.08	9,000.00	6,000.00	8,000.00	2,000.00
290.500.500.60210	Uniform Supplies	409.91	150.00	.00	2,000.00	2,000.00	2,000.00	.00
290.500.500.60250	Medical Supplies and Drugs	9,324.65	27,857.87	4,797.17	9,000.00	6,500.00	8,000.00	1,500.00
290.500.500.63000	Utilities- Natural Gas	22,711.96	5,410.11	4,635.66	8,000.00	8,000.00	8,000.00	.00
290.500.500.63010	Utilities- Electric	6,042.55	9,404.95	4,390.18	9,406.00	9,406.00	9,406.00	.00
290.500.500.63040	Fuel- Vehicles	10,990.56	9,466.14	5,092.84	9,500.00	9,000.00	9,500.00	500.00
290.500.500.64000	Telephone	5,468.63	5,707.40	2,675.05	5,100.00	5,100.00	5,100.00	.00
290.500.500.64010	Cellular Phone	3,900.68	3,351.23	1,647.03	4,500.00	4,500.00	4,500.00	.00
	Commodities Totals	$126,584.85	$125,543.43	$37,972.33	$111,251.00	$102,006.00	$98,627.00	($3,379.00)
Capital								
290.500.500.70070	Automotive Equipment	.00	.00	.00	70,000.00	70,000.00	70,000.00	.00
290.500.500.72010	Building Improvements	50,000.00	35,536.00	.00	.00	.00	.00	.00
	Capital Totals	$50,000.00	$35,536.00	$0.00	$70,000.00	$70,000.00	$70,000.00	$0.00
Transfers Out								
290.500.500.99001	Transfer to General Fund 001	38,626.00	37,739.00	40,677.00	40,677.00	40,677.00	43,199.00	2,522.00
	Transfers Out Totals	$38,626.00	$37,739.00	$40,677.00	$40,677.00	$40,677.00	$43,199.00	$2,522.00
Sub-Department **500 - Animal Control** Totals		$1,282,921.30	$1,316,456.75	$669,678.96	$1,389,378.00	$1,399,378.00	$1,432,820.00	$33,442.00
Department **500 - Animal Control** Totals		$1,282,921.30	$1,316,456.75	$669,678.96	$1,389,378.00	$1,399,378.00	$1,432,820.00	$33,442.00
	EXPENSE TOTALS	$1,282,921.30	$1,316,456.75	$669,678.96	$1,389,378.00	$1,399,378.00	$1,432,820.00	$33,442.00
Fund **290 - Animal Control** Totals								
	REVENUE TOTALS	$1,364,663.32	$1,394,534.16	$710,261.26	$1,389,378.00	$1,399,378.00	$1,432,820.00	$33,442.00
	EXPENSE TOTALS	$1,282,921.30	$1,316,456.75	$669,678.96	$1,389,378.00	$1,399,378.00	$1,432,820.00	$33,442.00
Fund **290 - Animal Control** Totals		$81,742.02	$78,077.41	$40,582.30	$0.00	$0.00	$0.00	$0.00
Fund **300 - County Highway**								
REVENUE								
Department **520 - Transportation**								
Sub-Department **000 - Revenues**								
Property Taxes								
300.520.000.30000	Property Taxes	5,001,757.00	5,000,646.00	2,473,128.56	5,000,646.00	5,010,909.00	5,010,909.00	.00

2027 SUMMARY DRAFT SRF Submitted Level Department & Account

Budget Year 2027

G/L Account	Account Description	2024 Actual Amount	2025 Actual Amount	2026 Actual Amount	2026 Estimated Amount	2026 Amended Budget	2027 Submitted Budget	Difference
Fund **300 - County Highway**								
REVENUE								
Department **520 - Transportation**								
Sub-Department **000 - Revenues**								
Property Taxes								
300.520.000.30005	Property Tax Revenue Recapture	19,858.92	20,746.24	.00	17,000.00	.00	.00	.00
	Property Taxes Totals	$5,021,615.92	$5,021,392.24	$2,473,128.56	$5,017,646.00	$5,010,909.00	$5,010,909.00	$0.00
Other Taxes								
300.520.000.30170	TIF Distribution Tax	3,983.24	7,251.78	.00	3,983.00	.00	.00	.00
	Other Taxes Totals	$3,983.24	$7,251.78	$0.00	$3,983.00	$0.00	$0.00	$0.00
Licenses and Permits								
300.520.000.31350	Oversized Moving Permits	221,175.00	261,020.00	254,810.00	230,000.00	225,000.00	229,500.00	4,500.00
300.520.000.31370	Roadway Access Permits	156,600.00	227,700.00	141,800.00	230,000.00	350,000.00	357,000.00	7,000.00
	Licenses and Permits Totals	$377,775.00	$488,720.00	$396,610.00	$460,000.00	$575,000.00	$586,500.00	$11,500.00
Grants								
300.520.000.33903	Grants - Federal Government	.00	.00	146,107.43	325,000.00	342,386.00	348,996.00	6,610.00
	Grants Totals	$0.00	$0.00	$146,107.43	$325,000.00	$342,386.00	$348,996.00	$6,610.00
Charges for Services								
300.520.000.34640	Engineering Fees	26,000.00	30,969.50	(4,000.00)	20,000.00	24,000.00	.00	(24,000.00)
300.520.000.34650	Sale of Various Material Fees	99.06	.00	.00	.00	100.00	100.00	.00
300.520.000.35340	Township Administration Fee	6,371.00	9,411.00	5,879.00	6,954.00	6,954.00	7,093.00	139.00
	Charges for Services Totals	$32,470.06	$40,380.50	$1,879.00	$26,954.00	$31,054.00	$7,193.00	($23,861.00)
Reimbursements								
300.520.000.37140	KDOT Planner Reimbursement	312,678.64	325,389.38	8,042.24	.00	.00	.00	.00
300.520.000.37150	KDOT Service Reimbursement - Federal	(5,311.51)	.00	.00	.00	.00	.00	.00
300.520.000.37151	KDOT Service Reimbursement - State	7,700.00	.00	.00	.00	.00	.00	.00
300.520.000.37900	Miscellaneous Reimbursement	4,004.56	393.24	2,831.24	3,000.00	.00	.00	.00
	Reimbursements Totals	$319,071.69	$325,782.62	$10,873.48	$3,000.00	$0.00	$0.00	$0.00
Interest Revenue								
300.520.000.38000	Investment Income	480,719.99	296,493.47	52,916.36	60,000.00	273,983.00	331,498.00	57,515.00
	Interest Revenue Totals	$480,719.99	$296,493.47	$52,916.36	$60,000.00	$273,983.00	$331,498.00	$57,515.00
Other								
300.520.000.30999	Lease Revenue	32,464.00	57,038.03	25,549.37	40,000.00	42,317.00	44,664.00	2,347.00
300.520.000.38530	Auction Sales	34,154.50	103,200.00	38,200.00	45,000.00	15,000.00	15,000.00	.00
300.520.000.38900	Miscellaneous Other	.00	26,895.15	.00	.00	.00	.00	.00
300.520.000.39900	Fund Balance Utilization	.00	.00	.00	.00	1,074,475.00	.00	(1,074,475.00)
	Other Totals	$66,618.50	$187,133.18	$63,749.37	$85,000.00	$1,131,792.00	$59,664.00	($1,072,128.00)

2027 SUMMARY DRAFT SRF Submitted Level Department & Account

Budget Year 2027

G/L Account	Account Description	2024 Actual Amount	2025 Actual Amount	2026 Actual Amount	2026 Estimated Amount	2026 Amended Budget	2027 Submitted Budget	Difference
Fund **300 - County Highway**								
REVENUE								
Department **520 - Transportation**								
Sub-Department **000 - Revenues**								
Transfers In								
300.520.000.39558	Transfer from North Impact Fees Fund 558	.00	72,846.00	87,500.00	78,578.00	87,500.00	83,000.00	(4,500.00)
300.520.000.39559	Transfer from Central Impact Fees Fund 559	.00	22,475.00	27,500.00	21,302.00	27,500.00	30,000.00	2,500.00
300.520.000.39560	Transfer from South Impact Fees Fund 560	.00	28,365.00	60,000.00	56,729.00	60,000.00	67,250.00	7,250.00
	Transfers In Totals	$0.00	$123,686.00	$175,000.00	$156,609.00	$175,000.00	$180,250.00	$5,250.00
	Sub-Department **000 - Revenues** Totals	$6,302,254.40	$6,490,839.79	$3,320,264.20	$6,138,192.00	$7,540,124.00	$6,525,010.00	($1,015,114.00)
	Department **520 - Transportation** Totals	$6,302,254.40	$6,490,839.79	$3,320,264.20	$6,138,192.00	$7,540,124.00	$6,525,010.00	($1,015,114.00)
	REVENUE TOTALS	$6,302,254.40	$6,490,839.79	$3,320,264.20	$6,138,192.00	$7,540,124.00	$6,525,010.00	($1,015,114.00)
EXPENSE								
Department **520 - Transportation**								
Sub-Department **520 - County Highway**								
Services								
300.520.520.45007	Healthcare Contribution Budget Increase	.00	.00	.00	.00	.00	92,298.00	92,298.00
300.520.520.45017	Dental Contribution Budget Increase	.00	.00	.00	.00	.00	2,060.00	2,060.00
	Services Totals	$0.00	$0.00	$0.00	$0.00	$0.00	$94,358.00	$94,358.00
Personnel Services- Salaries & Wages								
300.520.520.40000	Salaries and Wages	2,877,710.64	3,006,615.80	1,602,605.52	3,250,000.00	3,433,663.00	2,245,522.00	(1,188,141.00)
300.520.520.40200	Overtime Salaries	99,345.72	121,440.54	26,284.74	125,000.00	130,000.00	.00	(130,000.00)
	Personnel Services- Salaries & Wages Totals	$2,977,056.36	$3,128,056.34	$1,628,890.26	$3,375,000.00	$3,563,663.00	$2,245,522.00	($1,318,141.00)
Personnel Services- Employee Benefits								
300.520.520.45000	Healthcare Contribution	521,712.84	537,945.85	305,822.27	555,000.00	560,127.00	409,597.00	(150,530.00)
300.520.520.45010	Dental Contribution	12,460.37	11,821.84	6,564.24	12,600.00	13,154.00	9,181.00	(3,973.00)
300.520.520.45100	FICA/SS Contribution	219,350.25	231,398.52	120,337.88	230,000.00	272,655.00	166,070.00	(106,585.00)
300.520.520.45200	IMRF Contribution	131,810.10	164,453.53	102,089.05	173,500.00	198,344.00	115,287.00	(83,057.00)
300.520.520.53010	Workers Compensation	69,101.00	64,759.00	60,063.00	60,063.00	60,063.00	40,881.00	(19,182.00)
	Personnel Services- Employee Benefits Totals	$954,434.56	$1,010,378.74	$594,876.44	$1,031,163.00	$1,104,343.00	$741,016.00	($363,327.00)
Contractual Services								
300.520.520.50140	Engineering Services	550,918.24	268,006.49	13,195.00	346,136.00	487,238.00	570,000.00	82,762.00
300.520.520.50150	Contractual/Consulting Services	238,080.15	395,564.48	153,600.10	313,929.00	537,000.00	275,300.00	(261,700.00)
300.520.520.50160	Legal Services	56,085.00	48,875.00	24,845.00	78,000.00	78,000.00	78,000.00	.00
300.520.520.50210	Medical/Dental/Hospital Services	3,845.84	4,885.84	5,909.08	7,000.00	5,000.00	7,000.00	2,000.00
300.520.520.50330	Northeast IL Plan and Metro Srvs	56,457.44	59,172.00	60,947.16	61,065.00	61,065.00	61,065.00	.00
300.520.520.50340	Software Licensing Cost	80,434.42	148,444.53	140,816.67	220,000.00	268,465.00	537,054.00	268,589.00
300.520.520.50480	Security Services	15,805.81	13,229.18	10,477.49	16,000.00	15,000.00	.00	(15,000.00)

2027 SUMMARY DRAFT SRF Submitted Level Department & Account

Budget Year 2027

G/L Account	Account Description	2024 Actual Amount	2025 Actual Amount	2026 Actual Amount	2026 Estimated Amount	2026 Amended Budget	2027 Submitted Budget	Difference
Fund	**300 - County Highway**							
EXPENSE								
Department	**520 - Transportation**							
Sub-Department	**520 - County Highway**							
Contractual Services								
300.520.520.52000	Disposal and Water Softener Srvs	17,492.66	20,328.53	6,627.36	22,000.00	20,000.00	.00	(20,000.00)
300.520.520.52010	Janitorial Services	36,888.18	36,132.00	18,036.00	41,500.00	45,000.00	.00	(45,000.00)
300.520.520.52110	Repairs and Maint- Buildings	101,016.03	69,267.87	22,092.91	75,000.00	91,353.00	.00	(91,353.00)
300.520.520.52120	Repairs and Maint- Grounds	14,265.24	24,399.95	8,960.00	28,000.00	28,000.00	.00	(28,000.00)
300.520.520.52140	Repairs and Maint- Copiers	3,838.20	4,621.92	2,575.49	6,304.00	6,304.00	.00	(6,304.00)
300.520.520.52160	Repairs and Maint- Equipment	7,138.19	20,672.36	10,510.90	16,500.00	16,500.00	.00	(16,500.00)
300.520.520.52230	Repairs and Maint- Vehicles	26,835.69	14,791.16	730.96	21,630.00	21,630.00	.00	(21,630.00)
300.520.520.52240	Repairs and Maint- Office Equip	.00	.00	.00	2,000.00	3,684.00	.00	(3,684.00)
300.520.520.53000	Liability Insurance	100,422.00	134,379.00	122,955.00	122,955.00	122,955.00	80,839.00	(42,116.00)
300.520.520.53020	Unemployment Claims	1,615.00	1,812.00	1,978.00	1,978.00	1,978.00	1,348.00	(630.00)
300.520.520.53060	General Printing	169.00	367.50	.00	550.00	1,655.00	.00	(1,655.00)
300.520.520.53070	Legal Printing	2,612.20	7,392.79	1,082.12	5,000.00	2,060.00	.00	(2,060.00)
300.520.520.53080	Mapping	.00	8,825.00	.00	.00	13,390.00	.00	(13,390.00)
300.520.520.53100	Conferences and Meetings	33,967.49	38,128.91	15,282.34	40,000.00	37,080.00	42,000.00	4,920.00
300.520.520.53110	Employee Training	30,330.83	14,499.92	8,432.40	30,000.00	35,000.00	33,600.00	(1,400.00)
300.520.520.53120	Employee Mileage Expense	4,870.78	3,905.70	2,608.58	4,750.00	6,180.00	6,180.00	.00
300.520.520.53130	General Association Dues	24,473.01	16,361.38	11,556.17	24,000.00	27,662.00	27,662.00	.00
300.520.520.55000	Miscellaneous Contractual Exp	.00	.00	.00	353.00	353.00	371.00	18.00
	Contractual Services Totals	$1,407,561.40	$1,354,063.51	$643,218.73	$1,484,650.00	$1,932,552.00	$1,720,419.00	($212,133.00)
Commodities								
300.520.520.60000	Office Supplies	18,527.38	23,893.42	11,591.22	22,000.00	25,200.00	.00	(25,200.00)
300.520.520.60010	Operating Supplies	26,253.15	28,383.43	12,764.40	36,134.00	36,134.00	.00	(36,134.00)
300.520.520.60040	Postage	317.86	198.85	48.13	315.00	300.00	.00	(300.00)
300.520.520.60050	Books and Subscriptions	234.99	4,028.00	244.68	5,000.00	1,500.00	5,000.00	3,500.00
300.520.520.60060	Computer Software- Non Capital	.00	7,538.07	199.90	7,500.00	.00	.00	.00
300.520.520.60070	Computer Hardware- Non Capital	30,147.58	17,676.15	5,676.28	40,000.00	71,500.00	.00	(71,500.00)
300.520.520.60340	Buildings and Grounds Supplies	51,090.44	34,733.14	12,057.64	40,000.00	35,020.00	.00	(35,020.00)
300.520.520.60360	Equipment Parts/Supplies	.00	3,323.46	.00	.00	.00	.00	.00
300.520.520.60380	Liquid Salt	27,323.91	16,672.50	.00	.00	.00	.00	.00
300.520.520.60400	Crushed Stone	6,641.49	8,441.48	.00	12,000.00	7,000.00	.00	(7,000.00)
300.520.520.60430	Sign Material	62,619.83	53,320.11	22,972.42	66,000.00	66,400.00	.00	(66,400.00)
300.520.520.63000	Utilities- Natural Gas	28,438.57	36,094.02	31,692.86	38,000.00	40,000.00	.00	(40,000.00)
300.520.520.63010	Utilities- Electric	31,819.06	38,967.85	18,281.07	46,000.00	38,000.00	.00	(38,000.00)
300.520.520.63020	Utilities- Intersect Lighting	100,647.44	121,615.33	53,190.62	142,000.00	120,000.00	.00	(120,000.00)
300.520.520.63040	Fuel- Vehicles	210,028.26	196,180.56	.00	.00	.00	.00	.00
300.520.520.64000	Telephone	23,188.09	23,686.01	.00	25,750.00	25,750.00	.00	(25,750.00)

2027 SUMMARY DRAFT SRF Submitted Level Department & Account

Budget Year 2027

G/L Account	Account Description	2024 Actual Amount	2025 Actual Amount	2026 Actual Amount	2026 Estimated Amount	2026 Amended Budget	2027 Submitted Budget	Difference
Fund **300 - County Highway**								
EXPENSE								
Department **520 - Transportation**								
Sub-Department **520 - County Highway**								
Commodities								
300.520.520.64010	Cellular Phone	17,445.25	17,294.70	.00	20,000.00	20,600.00	.00	(20,600.00)
	Commodities Totals	$634,723.30	$632,047.08	$168,719.22	$500,699.00	$487,404.00	$5,000.00	($482,404.00)
Capital								
300.520.520.70000	Computers	.00	.00	.00	1,500.00	.00	.00	.00
300.520.520.70020	Computer Software- Capital	75,780.00	38,970.00	17,093.00	84,500.00	84,500.00	20,000.00	(64,500.00)
300.520.520.70060	Communications Equipment	.00	213,849.76	.00	.00	.00	.00	.00
300.520.520.70070	Automotive Equipment	1,502,785.80	2,285,897.60	.00	.00	.00	.00	.00
300.520.520.70110	Machinery and Equipment	115,403.85	619,308.25	.00	.00	.00	.00	.00
300.520.520.70120	Special Purpose Equipment	20,940.00	.00	.00	.00	.00	.00	.00
300.520.520.72010	Building Improvements	.00	25,525.00	.00	.00	.00	.00	.00
300.520.520.73000	Road Construction	.00	.00	6,105.33	.00	.00	.00	.00
300.520.520.74010	Highway Right of Way	.00	.00	.00	.00	35,000.00	.00	(35,000.00)
	Capital Totals	$1,714,909.65	$3,183,550.61	$23,198.33	$86,000.00	$119,500.00	$20,000.00	($99,500.00)
Contingency and Other								
300.520.520.89000	Addition to Fund Balance	.00	.00	.00	.00	.00	1,358,824.00	1,358,824.00
	Contingency and Other Totals	$0.00	$0.00	$0.00	$0.00	$0.00	$1,358,824.00	$1,358,824.00
Transfers Out								
300.520.520.99001	Transfer to General Fund 001	183,293.00	180,216.00	202,662.00	202,662.00	202,662.00	199,871.00	(2,791.00)
300.520.520.99010	Transfer To Insurance Liability Fund 010	100,000.00	125,000.00	130,000.00	130,000.00	130,000.00	140,000.00	10,000.00
	Transfers Out Totals	$283,293.00	$305,216.00	$332,662.00	$332,662.00	$332,662.00	$339,871.00	$7,209.00
	Sub-Department **520 - County Highway** Totals	$7,971,978.27	$9,613,312.28	$3,391,564.98	$6,810,174.00	$7,540,124.00	$6,525,010.00	($1,015,114.00)
	Department **520 - Transportation** Totals	$7,971,978.27	$9,613,312.28	$3,391,564.98	$6,810,174.00	$7,540,124.00	$6,525,010.00	($1,015,114.00)
	EXPENSE TOTALS	$7,971,978.27	$9,613,312.28	$3,391,564.98	$6,810,174.00	$7,540,124.00	$6,525,010.00	($1,015,114.00)
	Fund **300 - County Highway** Totals							
	REVENUE TOTALS	$6,302,254.40	$6,490,839.79	$3,320,264.20	$6,138,192.00	$7,540,124.00	$6,525,010.00	($1,015,114.00)
	EXPENSE TOTALS	$7,971,978.27	$9,613,312.28	$3,391,564.98	$6,810,174.00	$7,540,124.00	$6,525,010.00	($1,015,114.00)
	Fund **300 - County Highway** Totals	($1,669,723.87)	($3,122,472.49)	($71,300.78)	($671,982.00)	$0.00	$0.00	$0.00

2027 SUMMARY DRAFT SRF Submitted Level Department & Account

Budget Year 2027

G/L Account	Account Description	2024 Actual Amount	2025 Actual Amount	2026 Actual Amount	2026 Estimated Amount	2026 Amended Budget	2027 Submitted Budget	Difference
Fund **301 - County Bridge**								
REVENUE								
Department **520 - Transportation**								
Sub-Department **000 - Revenues**								
Property Taxes								
301.520.000.30000	Property Taxes	312,116.00	312,090.00	154,322.68	312,000.00	312,695.00	312,695.00	.00
301.520.000.30005	Property Tax Revenue Recapture	1,215.93	1,303.33	.00	1,000.00	.00	.00	.00
	Property Taxes Totals	$313,331.93	$313,393.33	$154,322.68	$313,000.00	$312,695.00	$312,695.00	$0.00
Other Taxes								
301.520.000.30170	TIF Distribution Tax	248.51	452.42	.00	250.00	.00	.00	.00
	Other Taxes Totals	$248.51	$452.42	$0.00	$250.00	$0.00	$0.00	$0.00
Reimbursements								
301.520.000.37152	KDOT Service Reimbursement - Other	66,773.70	.00	.00	40,000.00	60,000.00	60,000.00	.00
	Reimbursements Totals	$66,773.70	$0.00	$0.00	$40,000.00	$60,000.00	$60,000.00	$0.00
Interest Revenue								
301.520.000.38000	Investment Income	14,010.90	14,154.27	3,900.66	8,000.00	9,180.00	11,107.00	1,927.00
	Interest Revenue Totals	$14,010.90	$14,154.27	$3,900.66	$8,000.00	$9,180.00	$11,107.00	$1,927.00
	Sub-Department **000 - Revenues** Totals	$394,365.04	$328,000.02	$158,223.34	$361,250.00	$381,875.00	$383,802.00	$1,927.00
	Department **520 - Transportation** Totals	$394,365.04	$328,000.02	$158,223.34	$361,250.00	$381,875.00	$383,802.00	$1,927.00
	REVENUE TOTALS	$394,365.04	$328,000.02	$158,223.34	$361,250.00	$381,875.00	$383,802.00	$1,927.00
EXPENSE								
Department **520 - Transportation**								
Sub-Department **521 - County Bridge**								
Contractual Services								
301.520.521.52100	Bridge Inspection	409,222.43	265,739.64	50,705.06	250,000.00	312,457.00	228,993.00	(83,464.00)
	Contractual Services Totals	$409,222.43	$265,739.64	$50,705.06	$250,000.00	$312,457.00	$228,993.00	($83,464.00)
Contingency and Other								
301.520.521.89000	Addition to Fund Balance	.00	.00	.00	.00	69,418.00	154,809.00	85,391.00
	Contingency and Other Totals	$0.00	$0.00	$0.00	$0.00	$69,418.00	$154,809.00	$85,391.00
	Sub-Department **521 - County Bridge** Totals	$409,222.43	$265,739.64	$50,705.06	$250,000.00	$381,875.00	$383,802.00	$1,927.00
	Department **520 - Transportation** Totals	$409,222.43	$265,739.64	$50,705.06	$250,000.00	$381,875.00	$383,802.00	$1,927.00
	EXPENSE TOTALS	$409,222.43	$265,739.64	$50,705.06	$250,000.00	$381,875.00	$383,802.00	$1,927.00
	Fund **301 - County Bridge** Totals							
	REVENUE TOTALS	$394,365.04	$328,000.02	$158,223.34	$361,250.00	$381,875.00	$383,802.00	$1,927.00
	EXPENSE TOTALS	$409,222.43	$265,739.64	$50,705.06	$250,000.00	$381,875.00	$383,802.00	$1,927.00
	Fund **301 - County Bridge** Totals	($14,857.39)	$62,260.38	$107,518.28	$111,250.00	$0.00	$0.00	$0.00

2027 SUMMARY DRAFT SRF Submitted Level Department & Account

Budget Year 2027

G/L Account	Account Description	2024 Actual Amount	2025 Actual Amount	2026 Actual Amount	2026 Estimated Amount	2026 Amended Budget	2027 Submitted Budget	Difference
Fund **302 - Motor Fuel Tax**								
REVENUE								
Department **520 - Transportation**								
Sub-Department **000 - Revenues**								
Other Taxes								
302.520.000.30140	Motor Fuel Tax	12,021,013.61	12,485,575.28	5,078,456.51	12,485,000.00	12,400,000.00	12,648,000.00	248,000.00
302.520.000.33895	Supplemental State Distribution	1,645,588.00	1,663,576.00	.00	1,640,000.00	1,626,134.00	1,658,657.00	32,523.00
	Other Taxes Totals	$13,666,601.61	$14,149,151.28	$5,078,456.51	$14,125,000.00	$14,026,134.00	$14,306,657.00	$280,523.00
Reimbursements								
302.520.000.37150	KDOT Service Reimbursement - Federal	176,350.45	(.01)	.00	.00	.00	.00	.00
302.520.000.37151	KDOT Service Reimbursement - State	.00	4,133,577.30	.00	.00	.00	.00	.00
302.520.000.37160	Cty Engineer Salary Reimbursemt	.00	.00	187,638.83	187,639.00	90,000.00	95,018.00	5,018.00
	Reimbursements Totals	$176,350.45	$4,133,577.29	$187,638.83	$187,639.00	$90,000.00	$95,018.00	$5,018.00
Interest Revenue								
302.520.000.38000	Investment Income	2,795,269.46	2,926,169.93	905,383.74	1,750,000.00	1,463,828.00	1,771,117.00	307,289.00
	Interest Revenue Totals	$2,795,269.46	$2,926,169.93	$905,383.74	$1,750,000.00	$1,463,828.00	$1,771,117.00	$307,289.00
Other								
302.520.000.38900	Miscellaneous Other	117.45	.00	.00	.00	.00	.00	.00
302.520.000.39900	Fund Balance Utilization	.00	.00	.00	.00	24,126,006.00	39,414,402.00	15,288,396.00
	Other Totals	$117.45	$0.00	$0.00	$0.00	$24,126,006.00	$39,414,402.00	$15,288,396.00
	Sub-Department **000 - Revenues** Totals	$16,638,338.97	$21,208,898.50	$6,171,479.08	$16,062,639.00	$39,705,968.00	$55,587,194.00	$15,881,226.00
	Department **520 - Transportation** Totals	$16,638,338.97	$21,208,898.50	$6,171,479.08	$16,062,639.00	$39,705,968.00	$55,587,194.00	$15,881,226.00
	REVENUE TOTALS	$16,638,338.97	$21,208,898.50	$6,171,479.08	$16,062,639.00	$39,705,968.00	$55,587,194.00	$15,881,226.00
EXPENSE								
Department **520 - Transportation**								
Sub-Department **522 - Motor Fuel Tax**								
Services								
302.520.522.45007	Healthcare Contribution Budget Increase	.00	.00	.00	.00	.00	15,838.00	15,838.00
302.520.522.45017	Dental Contribution Budget Increase	.00	.00	.00	.00	.00	302.00	302.00
302.520.522.45410	Teamsters Contribution	621,112.00	661,676.00	359,594.00	854,568.00	854,568.00	734,292.00	(120,276.00)
	Services Totals	$621,112.00	$661,676.00	$359,594.00	$854,568.00	$854,568.00	$750,432.00	($104,136.00)
Personnel Services- Salaries & Wages								
302.520.522.40000	Salaries and Wages	2,679,444.03	2,892,042.72	1,587,539.38	3,000,000.00	3,351,069.00	3,179,203.00	(171,866.00)
302.520.522.40200	Overtime Salaries	128,658.96	182,984.95	179,007.39	220,000.00	300,000.00	.00	(300,000.00)
	Personnel Services- Salaries & Wages Totals	$2,808,102.99	$3,075,027.67	$1,766,546.77	$3,220,000.00	$3,651,069.00	$3,179,203.00	($471,866.00)
Personnel Services- Employee Benefits								
302.520.522.45000	Healthcare Contribution	97,633.67	126,837.59	58,126.53	128,044.00	128,044.00	105,585.00	(22,459.00)
302.520.522.45010	Dental Contribution	3,096.97	3,187.72	1,190.12	3,250.00	3,148.00	2,011.00	(1,137.00)
302.520.522.45100	FICA/SS Contribution	206,301.18	226,280.41	130,432.94	240,000.00	271,426.00	222,640.00	(48,786.00)
302.520.522.45200	IMRF Contribution	125,192.49	161,528.92	110,947.59	165,000.00	207,900.00	181,002.00	(26,898.00)

2027 SUMMARY DRAFT SRF Submitted Level Department & Account

Budget Year 2027

G/L Account	Account Description	2024 Actual Amount	2025 Actual Amount	2026 Actual Amount	2026 Estimated Amount	2026 Amended Budget	2027 Submitted Budget	Difference
Fund	**302 - Motor Fuel Tax**							
EXPENSE								
Department	**520 - Transportation**							
Sub-Department	**522 - Motor Fuel Tax**							
Personnel Services- Employee Benefits								
302.520.522.53010	Workers Compensation	58,646.00	55,169.00	62,889.00	62,889.00	62,889.00	57,882.00	(5,007.00)
	Personnel Services- Employee Benefits Totals	$490,870.31	$573,003.64	$363,586.18	$599,183.00	$673,407.00	$569,120.00	($104,287.00)
Contractual Services								
302.520.522.50140	Engineering Services	2,517,909.47	4,099,443.28	3,282,723.33	4,600,000.00	13,342,186.00	8,618,248.00	(4,723,938.00)
302.520.522.52080	Repairs and Maint- Resurfacing	5,938,819.78	5,499,650.73	.00	11,500,000.00	6,000,000.00	7,000,000.00	1,000,000.00
302.520.522.53000	Liability Insurance	85,228.00	107,122.00	124,376.00	124,376.00	124,376.00	114,452.00	(9,924.00)
302.520.522.53020	Unemployment Claims	1,371.00	1,444.00	2,001.00	2,001.00	2,001.00	1,908.00	(93.00)
	Contractual Services Totals	$8,543,328.25	$9,707,660.01	$3,409,100.33	$16,226,377.00	$19,468,563.00	$15,734,608.00	($3,733,955.00)
Capital								
302.520.522.72010	Building Improvements	.00	.00	.00	.00	.00	1,000,000.00	1,000,000.00
302.520.522.73000	Road Construction	6,035,880.43	2,181.97	.00	4,500,000.00	12,817,588.00	24,217,588.00	11,400,000.00
302.520.522.73010	Bridge Construction	.00	399,212.09	.00	400,000.00	500,000.00	10,000,000.00	9,500,000.00
302.520.522.74010	Highway Right of Way	100,000.00	45,960.00	794,400.00	1,400,000.00	1,625,000.00	.00	(1,625,000.00)
	Capital Totals	$6,135,880.43	$447,354.06	$794,400.00	$6,300,000.00	$14,942,588.00	$35,217,588.00	$20,275,000.00
Transfers Out								
302.520.522.99001	Transfer to General Fund 001	109,934.00	107,411.00	115,773.00	115,773.00	115,773.00	136,243.00	20,470.00
	Transfers Out Totals	$109,934.00	$107,411.00	$115,773.00	$115,773.00	$115,773.00	$136,243.00	$20,470.00
Sub-Department	**522 - Motor Fuel Tax** Totals	$18,709,227.98	$14,572,132.38	$6,809,000.28	$27,315,901.00	$39,705,968.00	$55,587,194.00	$15,881,226.00
Department	**520 - Transportation** Totals	$18,709,227.98	$14,572,132.38	$6,809,000.28	$27,315,901.00	$39,705,968.00	$55,587,194.00	$15,881,226.00
	EXPENSE TOTALS	$18,709,227.98	$14,572,132.38	$6,809,000.28	$27,315,901.00	$39,705,968.00	$55,587,194.00	$15,881,226.00
Fund	**302 - Motor Fuel Tax** Totals							
	REVENUE TOTALS	$16,638,338.97	$21,208,898.50	$6,171,479.08	$16,062,639.00	$39,705,968.00	$55,587,194.00	$15,881,226.00
	EXPENSE TOTALS	$18,709,227.98	$14,572,132.38	$6,809,000.28	$27,315,901.00	$39,705,968.00	$55,587,194.00	$15,881,226.00
Fund	**302 - Motor Fuel Tax** Totals	($2,070,889.01)	$6,636,766.12	($637,521.20)	($11,253,262.00)	$0.00	$0.00	$0.00

2027 SUMMARY DRAFT SRF Submitted Level Department & Account

Budget Year 2027

G/L Account	Account Description	2024 Actual Amount	2025 Actual Amount	2026 Actual Amount	2026 Estimated Amount	2026 Amended Budget	2027 Submitted Budget	Difference
Fund	**303 - County Highway Matching**							
REVENUE								
Department	**520 - Transportation**							
Sub-Department	**000 - Revenues**							
Property Taxes								
303.520.000.30000	Property Taxes	65,134.00	65,001.00	32,209.66	65,000.00	65,125.00	65,125.00	.00
303.520.000.30005	Property Tax Revenue Recapture	233.20	296.92	.00	.00	.00	.00	.00
	Property Taxes Totals	$65,367.20	$65,297.92	$32,209.66	$65,000.00	$65,125.00	$65,125.00	$0.00
Other Taxes								
303.520.000.30170	TIF Distribution Tax	51.76	94.22	.00	.00	.00	.00	.00
	Other Taxes Totals	$51.76	$94.22	$0.00	$0.00	$0.00	$0.00	$0.00
Interest Revenue								
303.520.000.38000	Investment Income	11,113.39	2,656.22	(54.98)	1,000.00	9,886.00	500.00	(9,386.00)
	Interest Revenue Totals	$11,113.39	$2,656.22	($54.98)	$1,000.00	$9,886.00	$500.00	($9,386.00)
Other								
303.520.000.39900	Fund Balance Utilization	.00	.00	.00	.00	.00	64,375.00	64,375.00
	Other Totals	$0.00	$0.00	$0.00	$0.00	$0.00	$64,375.00	$64,375.00
	Sub-Department **000 - Revenues** Totals	$76,532.35	$68,048.36	$32,154.68	$66,000.00	$75,011.00	$130,000.00	$54,989.00
	Department **520 - Transportation** Totals	$76,532.35	$68,048.36	$32,154.68	$66,000.00	$75,011.00	$130,000.00	$54,989.00
	REVENUE TOTALS	$76,532.35	$68,048.36	$32,154.68	$66,000.00	$75,011.00	$130,000.00	$54,989.00
EXPENSE								
Department	**520 - Transportation**							
Sub-Department	**523 - County Highway Matching**							
Contractual Services								
303.520.523.52080	Repairs and Maint- Resurfacing	.00	.00	.00	.00	.00	130,000.00	130,000.00
	Contractual Services Totals	$0.00	$0.00	$0.00	$0.00	$0.00	$130,000.00	$130,000.00
Commodities								
303.520.523.60390	Rock Salt	300,000.00	155,529.91	64,000.00	64,000.00	64,000.00	.00	(64,000.00)
	Commodities Totals	$300,000.00	$155,529.91	$64,000.00	$64,000.00	$64,000.00	$0.00	($64,000.00)
Contingency and Other								
303.520.523.89000	Addition to Fund Balance	.00	.00	.00	.00	11,011.00	.00	(11,011.00)
	Contingency and Other Totals	$0.00	$0.00	$0.00	$0.00	$11,011.00	$0.00	($11,011.00)
	Sub-Department **523 - County Highway Matching** Totals	$300,000.00	$155,529.91	$64,000.00	$64,000.00	$75,011.00	$130,000.00	$54,989.00
	Department **520 - Transportation** Totals	$300,000.00	$155,529.91	$64,000.00	$64,000.00	$75,011.00	$130,000.00	$54,989.00
	EXPENSE TOTALS	$300,000.00	$155,529.91	$64,000.00	$64,000.00	$75,011.00	$130,000.00	$54,989.00
	Fund **303 - County Highway Matching** Totals							
	REVENUE TOTALS	$76,532.35	$68,048.36	$32,154.68	$66,000.00	$75,011.00	$130,000.00	$54,989.00
	EXPENSE TOTALS	$300,000.00	$155,529.91	$64,000.00	$64,000.00	$75,011.00	$130,000.00	$54,989.00
	Fund **303 - County Highway Matching** Totals	($223,467.65)	($87,481.55)	($31,845.32)	$2,000.00	$0.00	$0.00	$0.00

2027 SUMMARY DRAFT SRF Submitted Level Department & Account

Budget Year 2027

G/L Account	Account Description	2024 Actual Amount	2025 Actual Amount	2026 Actual Amount	2026 Estimated Amount	2026 Amended Budget	2027 Submitted Budget	Difference
Fund	**304 - Motor Fuel Local Option**							
REVENUE								
Department	**520 - Transportation**							
Sub-Department	**000 - Revenues**							
Other Taxes								
304.520.000.30150	County Local Option Tax	10,178,419.03	10,586,260.15	4,294,126.31	13,000,000.00	10,483,000.00	17,275,984.00	6,792,984.00
	Other Taxes Totals	$10,178,419.03	$10,586,260.15	$4,294,126.31	$13,000,000.00	$10,483,000.00	$17,275,984.00	$6,792,984.00
Grants								
304.520.000.33903	Grants - Federal Government	.00	.00	11,957.30	12,000.00	.00	.00	.00
	Grants Totals	$0.00	$0.00	$11,957.30	$12,000.00	$0.00	$0.00	$0.00
Charges for Services								
304.520.000.34640	Engineering Fees	13,217.57	.00	.00	.00	.00	.00	.00
	Charges for Services Totals	$13,217.57	$0.00	$0.00	$0.00	$0.00	$0.00	$0.00
Reimbursements								
304.520.000.37150	KDOT Service Reimbursement - Federal	24,412.06	181,878.09	.00	.00	.00	.00	.00
304.520.000.37151	KDOT Service Reimbursement - State	171,028.09	.00	.00	.00	.00	.00	.00
304.520.000.37152	KDOT Service Reimbursement - Other	26,105.10	26,105.09	.00	.00	.00	.00	.00
304.520.000.37900	Miscellaneous Reimbursement	256,174.02	226,845.94	118,584.36	175,000.00	150,000.00	150,000.00	.00
	Reimbursements Totals	$477,719.27	$434,829.12	$118,584.36	$175,000.00	$150,000.00	$150,000.00	$0.00
Interest Revenue								
304.520.000.38000	Investment Income	760,664.64	1,023,080.06	314,350.96	400,000.00	338,947.00	410,099.00	71,152.00
	Interest Revenue Totals	$760,664.64	$1,023,080.06	$314,350.96	$400,000.00	$338,947.00	$410,099.00	$71,152.00
Other								
304.520.000.39900	Fund Balance Utilization	.00	.00	.00	.00	9,351,400.00	1,338,590.00	(8,012,810.00)
	Other Totals	$0.00	$0.00	$0.00	$0.00	$9,351,400.00	$1,338,590.00	($8,012,810.00)
	Sub-Department **000 - Revenues** Totals	$11,430,020.51	$12,044,169.33	$4,739,018.93	$13,587,000.00	$20,323,347.00	$19,174,673.00	($1,148,674.00)
	Department **520 - Transportation** Totals	$11,430,020.51	$12,044,169.33	$4,739,018.93	$13,587,000.00	$20,323,347.00	$19,174,673.00	($1,148,674.00)
	REVENUE TOTALS	$11,430,020.51	$12,044,169.33	$4,739,018.93	$13,587,000.00	$20,323,347.00	$19,174,673.00	($1,148,674.00)
EXPENSE								
Department	**520 - Transportation**							
Sub-Department	**524 - Motor Fuel Local Option**							
Services								
304.520.524.45410	Teamsters Contribution	.00	.00	.00	.00	.00	163,176.00	163,176.00
	Services Totals	$0.00	$0.00	$0.00	$0.00	$0.00	$163,176.00	$163,176.00
Personnel Services- Salaries & Wages								
304.520.524.40000	Salaries and Wages	.00	.00	.00	.00	.00	592,378.00	592,378.00
	Personnel Services- Salaries & Wages Totals	$0.00	$0.00	$0.00	$0.00	$0.00	$592,378.00	$592,378.00
Personnel Services- Employee Benefits								
304.520.524.45100	FICA/SS Contribution	.00	.00	.00	.00	.00	38,358.00	38,358.00
304.520.524.45200	IMRF Contribution	.00	.00	.00	.00	.00	33,042.00	33,042.00

2027 SUMMARY DRAFT SRF Submitted Level Department & Account

Budget Year 2027

G/L Account	Account Description	2024 Actual Amount	2025 Actual Amount	2026 Actual Amount	2026 Estimated Amount	2026 Amended Budget	2027 Submitted Budget	Difference
Fund	**304 - Motor Fuel Local Option**							
EXPENSE								
Department	**520 - Transportation**							
Sub-Department	**524 - Motor Fuel Local Option**							
Personnel Services- Employee Benefits								
304.520.524.53010	Workers Compensation	.00	.00	.00	.00	.00	10,783.00	10,783.00
	Personnel Services- Employee Benefits Totals	$0.00	$0.00	$0.00	$0.00	$0.00	$82,183.00	$82,183.00
Contractual Services								
304.520.524.50140	Engineering Services	456,329.53	559,890.37	221,364.43	1,800,000.00	2,605,000.00	1,640,000.00	(965,000.00)
304.520.524.50480	Security Services	.00	.00	.00	.00	.00	25,000.00	25,000.00
304.520.524.52000	Disposal and Water Softener Srvs	.00	.00	.00	.00	.00	25,200.00	25,200.00
304.520.524.52010	Janitorial Services	.00	.00	.00	.00	.00	45,000.00	45,000.00
304.520.524.52020	Repairs and Maintenance- Roads	40,385.88	19,024.66	4,675.00	18,000.00	16,987.00	19,000.00	2,013.00
304.520.524.52040	Repairs and Maintenance- Bridges	.00	157,881.81	.00	1,200,000.00	4,055,000.00	3,965,000.00	(90,000.00)
304.520.524.52050	Repairs and Maint- Cracksealing	243,264.14	.00	.00	599,901.00	640,000.00	650,000.00	10,000.00
304.520.524.52070	Repairs and Maint- Pavement Mark	1,410,402.68	625,731.26	.00	1,410,000.00	1,596,500.00	1,639,760.00	43,260.00
304.520.524.52080	Repairs and Maint- Resurfacing	301,476.00	3,706,176.86	(46,347.73)	.00	1,000,000.00	.00	(1,000,000.00)
304.520.524.52090	Repairs and Maint- Traffic Light	.00	.00	410,144.03	1,930,000.00	2,000,000.00	2,000,000.00	.00
304.520.524.52100	Bridge Inspection	.00	.00	.00	238,000.00	238,000.00	600,000.00	362,000.00
304.520.524.52110	Repairs and Maint- Buildings	.00	.00	.00	.00	.00	91,353.00	91,353.00
304.520.524.52120	Repairs and Maint- Grounds	.00	.00	.00	.00	.00	28,000.00	28,000.00
304.520.524.52140	Repairs and Maint- Copiers	.00	.00	.00	.00	.00	8,100.00	8,100.00
304.520.524.52160	Repairs and Maint- Equipment	.00	.00	.00	.00	.00	16,500.00	16,500.00
304.520.524.52230	Repairs and Maint- Vehicles	.00	.00	4,889.76	.00	.00	21,630.00	21,630.00
304.520.524.52240	Repairs and Maint- Office Equip	.00	.00	.00	.00	.00	3,684.00	3,684.00
304.520.524.52280	Pavement Preservation	710,309.32	711,002.16	193,722.07	1,796,809.00	1,615,000.00	1,300,000.00	(315,000.00)
304.520.524.53000	Liability Insurance	.00	.00	.00	.00	.00	21,326.00	21,326.00
304.520.524.53020	Unemployment Claims	.00	.00	.00	.00	.00	356.00	356.00
304.520.524.53060	General Printing	.00	.00	.00	.00	.00	1,655.00	1,655.00
304.520.524.53070	Legal Printing	.00	.00	.00	.00	.00	3,000.00	3,000.00
304.520.524.53080	Mapping	.00	.00	.00	.00	.00	13,390.00	13,390.00
	Contractual Services Totals	$3,162,167.55	$5,779,707.12	$788,447.56	$8,992,710.00	$13,766,487.00	$12,117,954.00	($1,648,533.00)
Commodities								
304.520.524.60000	Office Supplies	.00	.00	.00	.00	.00	25,956.00	25,956.00
304.520.524.60010	Operating Supplies	.00	.00	.00	.00	.00	58,024.00	58,024.00
304.520.524.60040	Postage	.00	.00	.00	.00	.00	309.00	309.00
304.520.524.60070	Computer Hardware- Non Capital	.00	.00	.00	.00	.00	151,195.00	151,195.00
304.520.524.60210	Uniform Supplies	24,721.16	25,816.24	13,697.25	28,000.00	32,000.00	32,960.00	960.00
304.520.524.60330	Vehicle Parts/Supplies	203,692.54	211,535.53	120,291.16	220,000.00	217,000.00	223,510.00	6,510.00
304.520.524.60340	Buildings and Grounds Supplies	.00	.00	.00	.00	.00	36,071.00	36,071.00

2027 SUMMARY DRAFT SRF Submitted Level Department & Account

Budget Year 2027

G/L Account	Account Description	2024 Actual Amount	2025 Actual Amount	2026 Actual Amount	2026 Estimated Amount	2026 Amended Budget	2027 Submitted Budget	Difference
Fund	**304 - Motor Fuel Local Option**							
EXPENSE								
Department	**520 - Transportation**							
Sub-Department	**524 - Motor Fuel Local Option**							
Commodities								
304.520.524.60350	Road Repair Supplies	.00	.00	.00	.00	.00	1,000.00	1,000.00
304.520.524.60360	Equipment Parts/Supplies	124,042.76	122,468.04	72,754.54	150,000.00	183,600.00	189,108.00	5,508.00
304.520.524.60370	Tools	9,565.70	24,059.11	12,833.65	26,000.00	15,450.00	28,000.00	12,550.00
304.520.524.60380	Liquid Salt	.00	.00	28,338.70	42,000.00	41,200.00	42,436.00	1,236.00
304.520.524.60390	Rock Salt	288,032.20	553,421.41	765,405.59	1,000,000.00	1,061,960.00	1,265,920.00	203,960.00
304.520.524.60400	Crushed Stone	.00	.00	.00	.00	.00	10,000.00	10,000.00
304.520.524.60410	Culverts	8,362.63	9,708.60	5,650.00	15,450.00	15,450.00	15,914.00	464.00
304.520.524.60420	Road Material	34,633.80	25,978.76	9,150.99	250,000.00	341,200.00	361,736.00	20,536.00
304.520.524.60430	Sign Material	.00	.00	.00	.00	.00	68,392.00	68,392.00
304.520.524.60440	Traffic Markers and Barricades	4,611.70	12,971.21	13,060.00	18,000.00	10,000.00	18,000.00	8,000.00
304.520.524.60590	Communication Equip - Non-Capital	.00	20,933.41	.00	.00	.00	15,450.00	15,450.00
304.520.524.63000	Utilities- Natural Gas	.00	.00	.00	.00	.00	43,260.00	43,260.00
304.520.524.63010	Utilities- Electric	.00	.00	.00	.00	.00	48,000.00	48,000.00
304.520.524.63020	Utilities- Intersect Lighting	1,474,511.56	1,363,856.87	.00	.00	.00	142,000.00	142,000.00
304.520.524.63040	Fuel- Vehicles	.00	62.79	143,795.77	330,000.00	300,000.00	340,000.00	40,000.00
304.520.524.64000	Telephone	.00	.00	.00	.00	.00	26,523.00	26,523.00
304.520.524.64010	Cellular Phone	.00	.00	.00	.00	.00	21,218.00	21,218.00
	Commodities Totals	$2,172,174.05	$2,370,811.97	$1,184,977.65	$2,079,450.00	$2,217,860.00	$3,164,982.00	$947,122.00
Capital								
304.520.524.70070	Automotive Equipment	.00	.00	815,159.60	1,725,000.00	1,725,000.00	1,555,000.00	(170,000.00)
304.520.524.70110	Machinery and Equipment	.00	.00	18,510.38	1,210,000.00	1,210,000.00	475,000.00	(735,000.00)
304.520.524.72010	Building Improvements	.00	.00	.00	145,000.00	145,000.00	215,000.00	70,000.00
304.520.524.73000	Road Construction	390,044.39	759,860.15	.00	1,059,000.00	1,059,000.00	809,000.00	(250,000.00)
304.520.524.74010	Highway Right of Way	.00	.00	.00	100,000.00	200,000.00	.00	(200,000.00)
	Capital Totals	$390,044.39	$759,860.15	$833,669.98	$4,239,000.00	$4,339,000.00	$3,054,000.00	($1,285,000.00)
Sub-Department	**524 - Motor Fuel Local Option** Totals	$5,724,385.99	$8,910,379.24	$2,807,095.19	$15,311,160.00	$20,323,347.00	$19,174,673.00	($1,148,674.00)
Department	**520 - Transportation** Totals	$5,724,385.99	$8,910,379.24	$2,807,095.19	$15,311,160.00	$20,323,347.00	$19,174,673.00	($1,148,674.00)
	EXPENSE TOTALS	$5,724,385.99	$8,910,379.24	$2,807,095.19	$15,311,160.00	$20,323,347.00	$19,174,673.00	($1,148,674.00)
Fund	**304 - Motor Fuel Local Option** Totals							
	REVENUE TOTALS	$11,430,020.51	$12,044,169.33	$4,739,018.93	$13,587,000.00	$20,323,347.00	$19,174,673.00	($1,148,674.00)
	EXPENSE TOTALS	$5,724,385.99	$8,910,379.24	$2,807,095.19	$15,311,160.00	$20,323,347.00	$19,174,673.00	($1,148,674.00)
Fund	**304 - Motor Fuel Local Option** Totals	$5,705,634.52	$3,133,790.09	$1,931,923.74	($1,724,160.00)	$0.00	$0.00	$0.00

2027 SUMMARY DRAFT SRF Submitted Level Department & Account

Budget Year 2027

G/L Account	Account Description	2024 Actual Amount	2025 Actual Amount	2026 Actual Amount	2026 Estimated Amount	2026 Amended Budget	2027 Submitted Budget	Difference
Fund **305 - Transportation Sales Tax**								
REVENUE								
Department **520 - Transportation**								
Sub-Department **000 - Revenues**								
Other Taxes								
305.520.000.30105	Sales Tax- RTA	19,568,623.08	21,700,505.82	6,124,038.83	13,707,499.00	13,707,499.00	13,981,649.00	274,150.00
	Other Taxes Totals	$19,568,623.08	$21,700,505.82	$6,124,038.83	$13,707,499.00	$13,707,499.00	$13,981,649.00	$274,150.00
Grants								
305.520.000.33902	Grants - State Government	.00	.00	.00	500,000.00	1,760,000.00	1,760,000.00	.00
305.520.000.33903	Grants - Federal Government	.00	.00	317,317.86	1,500,000.00	1,600,000.00	3,050,000.00	1,450,000.00
	Grants Totals	$0.00	$0.00	$317,317.86	$2,000,000.00	$3,360,000.00	$4,810,000.00	$1,450,000.00
Charges for Services								
305.520.000.34640	Engineering Fees	.00	.00	.00	.00	.00	24,000.00	24,000.00
	Charges for Services Totals	$0.00	$0.00	$0.00	$0.00	$0.00	$24,000.00	$24,000.00
Reimbursements								
305.520.000.37150	KDOT Service Reimbursement - Federal	1,331,317.64	1,864,379.06	.00	.00	.00	.00	.00
305.520.000.37151	KDOT Service Reimbursement - State	.00	7,922,827.35	3,419,173.60	3,419,174.00	.00	.00	.00
305.520.000.37152	KDOT Service Reimbursement - Other	1,164,072.39	611,378.37	2,281,488.78	22,814,890.00	1,200,000.00	.00	(1,200,000.00)
305.520.000.37900	Miscellaneous Reimbursement	.00	225.00	500.00	500.00	.00	.00	.00
	Reimbursements Totals	$2,495,390.03	$10,398,809.78	$5,701,162.38	$26,234,564.00	$1,200,000.00	$0.00	($1,200,000.00)
Interest Revenue								
305.520.000.38000	Investment Income	3,184,762.80	4,293,326.52	1,450,464.72	2,500,000.00	1,425,696.00	1,724,980.00	299,284.00
	Interest Revenue Totals	$3,184,762.80	$4,293,326.52	$1,450,464.72	$2,500,000.00	$1,425,696.00	$1,724,980.00	$299,284.00
Other								
305.520.000.38530	Auction Sales	.00	61,767.80	65,520.00	64,520.00	.00	.00	.00
305.520.000.39900	Fund Balance Utilization	.00	.00	.00	.00	19,907,659.00	21,544,349.00	1,636,690.00
	Other Totals	$0.00	$61,767.80	$65,520.00	$64,520.00	$19,907,659.00	$21,544,349.00	$1,636,690.00
Transfers In								
305.520.000.39540	Transfer From Transportation Capital Fund 540	27,530.35	628.58	.00	.00	.00	.00	.00
305.520.000.39624	Transfer from Longmeadow Debt Service Fund 624	13,556.66	.00	.00	.00	.00	.00	.00
	Transfers In Totals	$41,087.01	$628.58	$0.00	$0.00	$0.00	$0.00	$0.00
	Sub-Department **000 - Revenues** Totals	$25,289,862.92	$36,455,038.50	$13,658,503.79	$44,506,583.00	$39,600,854.00	$42,084,978.00	$2,484,124.00
	Department **520 - Transportation** Totals	$25,289,862.92	$36,455,038.50	$13,658,503.79	$44,506,583.00	$39,600,854.00	$42,084,978.00	$2,484,124.00
	REVENUE TOTALS	$25,289,862.92	$36,455,038.50	$13,658,503.79	$44,506,583.00	$39,600,854.00	$42,084,978.00	$2,484,124.00

2027 SUMMARY DRAFT SRF Submitted Level Department & Account

Budget Year 2027

G/L Account	Account Description	2024 Actual Amount	2025 Actual Amount	2026 Actual Amount	2026 Estimated Amount	2026 Amended Budget	2027 Submitted Budget	Difference
Fund	**305 - Transportation Sales Tax**							
EXPENSE								
Department	**520 - Transportation**							
Sub-Department	**527 - Transportation Sales Tax**							
Personnel Services- Salaries & Wages								
305.520.527.40000	Salaries and Wages	.00	.00	.00	.00	.00	1,389,376.00	1,389,376.00
	Personnel Services- Salaries & Wages Totals	$0.00	$0.00	$0.00	$0.00	$0.00	$1,389,376.00	$1,389,376.00
Personnel Services- Employee Benefits								
305.520.527.45000	Healthcare Contribution	.00	.00	.00	.00	.00	205,721.00	205,721.00
305.520.527.45010	Dental Contribution	.00	.00	.00	.00	.00	4,551.00	4,551.00
305.520.527.45100	FICA/SS Contribution	.00	.00	.00	.00	.00	99,416.00	99,416.00
305.520.527.45200	IMRF Contribution	.00	.00	.00	.00	.00	72,616.00	72,616.00
305.520.527.53010	Workers Compensation	.00	.00	.00	.00	.00	25,292.00	25,292.00
	Personnel Services- Employee Benefits Totals	$0.00	$0.00	$0.00	$0.00	$0.00	$407,596.00	$407,596.00
Contractual Services								
305.520.527.50140	Engineering Services	4,994,191.16	3,227,391.14	578,281.88	8,000,000.00	10,666,214.00	12,746,903.00	2,080,689.00
305.520.527.50150	Contractual/Consulting Services	37,969.28	41,500.00	.00	.00	3,750.00	.00	(3,750.00)
305.520.527.52040	Repairs and Maintenance- Bridges	.00	408,713.92	.00	.00	.00	.00	.00
305.520.527.52070	Repairs and Maint- Pavement Mark	.00	287,104.79	.00	.00	.00	.00	.00
305.520.527.52080	Repairs and Maint- Resurfacing	.00	.00	.00	.00	2,000,000.00	4,000,000.00	2,000,000.00
305.520.527.52280	Pavement Preservation	.00	655,964.14	.00	.00	.00	.00	.00
305.520.527.53000	Liability Insurance	.00	.00	.00	.00	.00	50,018.00	50,018.00
305.520.527.53020	Unemployment Claims	.00	.00	.00	.00	.00	834.00	834.00
305.520.527.55010	External Grants	1,840,499.18	2,219,074.24	657,590.70	2,700,000.00	3,179,200.00	2,000,000.00	(1,179,200.00)
305.520.527.56030	Transportation	.00	.00	.00	.00	800.00	.00	(800.00)
	Contractual Services Totals	$6,872,659.62	$6,839,748.23	$1,235,872.58	$10,700,000.00	$15,849,964.00	$18,797,755.00	$2,947,791.00
Capital								
305.520.527.73000	Road Construction	4,920,744.42	4,892,253.10	(451,464.25)	10,000,000.00	21,152,590.00	19,122,545.00	(2,030,045.00)
305.520.527.73010	Bridge Construction	276,974.81	29,617.51	.00	200,000.00	25,000.00	1,507,706.00	1,482,706.00
305.520.527.74010	Highway Right of Way	26,401.60	434,794.03	318,489.00	150,000.00	2,573,300.00	860,000.00	(1,713,300.00)
	Capital Totals	$5,224,120.83	$5,356,664.64	($132,975.25)	$10,350,000.00	$23,750,890.00	$21,490,251.00	($2,260,639.00)
Transfers Out								
305.520.527.99624	Transfer to Longmeadow Debt Service Fund 624	.00	3,697,920.66	.00	.00	.00	.00	.00
	Transfers Out Totals	$0.00	$3,697,920.66	$0.00	$0.00	$0.00	$0.00	$0.00
Sub-Department Totals	**527 - Transportation Sales Tax**	$12,096,780.45	$15,894,333.53	$1,102,897.33	$21,050,000.00	$39,600,854.00	$42,084,978.00	$2,484,124.00

2027 SUMMARY DRAFT SRF Submitted Level Department & Account

Budget Year 2027

G/L Account	Account Description	2024 Actual Amount	2025 Actual Amount	2026 Actual Amount	2026 Estimated Amount	2026 Amended Budget	2027 Submitted Budget	Difference
Fund **305 - Transportation Sales Tax**								
EXPENSE								
Department **520 - Transportation**								
Sub-Department **531 - Toll Bridge O & M**								
Transfers Out								
305.520.531.99624	Transfer to Longmeadow Debt Service Fund 624	1,095,675.00	(105,492.87)	.00	.00	.00	.00	.00
	Transfers Out Totals	$1,095,675.00	($105,492.87)	$0.00	$0.00	$0.00	$0.00	$0.00
Sub-Department **531 - Toll Bridge O & M** Totals		$1,095,675.00	($105,492.87)	$0.00	$0.00	$0.00	$0.00	$0.00
Department **520 - Transportation** Totals		$13,192,455.45	$15,788,840.66	$1,102,897.33	$21,050,000.00	$39,600,854.00	$42,084,978.00	$2,484,124.00
EXPENSE TOTALS		$13,192,455.45	$15,788,840.66	$1,102,897.33	$21,050,000.00	$39,600,854.00	$42,084,978.00	$2,484,124.00
Fund **305 - Transportation Sales Tax** Totals								
REVENUE TOTALS		$25,289,862.92	$36,455,038.50	$13,658,503.79	$44,506,583.00	$39,600,854.00	$42,084,978.00	$2,484,124.00
EXPENSE TOTALS		$13,192,455.45	$15,788,840.66	$1,102,897.33	$21,050,000.00	$39,600,854.00	$42,084,978.00	$2,484,124.00
Fund **305 - Transportation Sales Tax** Totals		$12,097,407.47	$20,666,197.84	$12,555,606.46	$23,456,583.00	$0.00	$0.00	$0.00
Fund **349 - Opioid Settlement Fund**								
REVENUE								
Department **580 - Health**								
Sub-Department **000 - Revenues**								
Interest Revenue								
349.580.000.38000	Investment Income	65,892.52	145,542.05	46,634.89	23,119.00	15,536.00	18,797.00	3,261.00
	Interest Revenue Totals	$65,892.52	$145,542.05	$46,634.89	$23,119.00	$15,536.00	$18,797.00	$3,261.00
Other								
349.580.000.38555	Opioid Settlement	250,378.41	2,098,881.20	208,775.38	1,500,000.00	1,500,000.00	1,500,000.00	.00
349.580.000.39900	Fund Balance Utilization	.00	.00	.00	476,881.00	484,464.00	484,464.00	.00
	Other Totals	$250,378.41	$2,098,881.20	$208,775.38	$1,976,881.00	$1,984,464.00	$1,984,464.00	$0.00
Sub-Department **000 - Revenues** Totals		$316,270.93	$2,244,423.25	$255,410.27	$2,000,000.00	$2,000,000.00	$2,003,261.00	$3,261.00
Department **580 - Health** Totals		$316,270.93	$2,244,423.25	$255,410.27	$2,000,000.00	$2,000,000.00	$2,003,261.00	$3,261.00
REVENUE TOTALS		$316,270.93	$2,244,423.25	$255,410.27	$2,000,000.00	$2,000,000.00	$2,003,261.00	$3,261.00

2027 SUMMARY DRAFT SRF Submitted Level Department & Account

Budget Year 2027

G/L Account	Account Description	2024 Actual Amount	2025 Actual Amount	2026 Actual Amount	2026 Estimated Amount	2026 Amended Budget	2027 Submitted Budget	Difference
Fund **349 - Opioid Settlement Fund**								
EXPENSE								
Department **580 - Health**								
Sub-Department **750 - Opioid Settlement**								
Contractual Services								
349.580.750.50150	Contractual/Consulting Services	.00	.00	.00	1,000,000.00	1,000,000.00	1,003,261.00	3,261.00
349.580.750.55010	External Grants	.00	300,000.00	.00	.00	.00	.00	.00
	Contractual Services Totals	$0.00	$300,000.00	$0.00	$1,000,000.00	$1,000,000.00	$1,003,261.00	$3,261.00
Commodities								
349.580.750.60010	Operating Supplies	9,070.98	.00	.00	.00	.00	.00	.00
	Commodities Totals	$9,070.98	$0.00	$0.00	$0.00	$0.00	$0.00	$0.00
Capital								
349.580.750.72010	Building Improvements	.00	474,646.80	728,970.09	1,000,000.00	1,000,000.00	1,000,000.00	.00
	Capital Totals	$0.00	$474,646.80	$728,970.09	$1,000,000.00	$1,000,000.00	$1,000,000.00	$0.00
Sub-Department **750 - Opioid Settlement** Totals		$9,070.98	$774,646.80	$728,970.09	$2,000,000.00	$2,000,000.00	$2,003,261.00	$3,261.00
Department **580 - Health** Totals		$9,070.98	$774,646.80	$728,970.09	$2,000,000.00	$2,000,000.00	$2,003,261.00	$3,261.00
EXPENSE TOTALS		$9,070.98	$774,646.80	$728,970.09	$2,000,000.00	$2,000,000.00	$2,003,261.00	$3,261.00
Fund **349 - Opioid Settlement Fund** Totals								
REVENUE TOTALS		$316,270.93	$2,244,423.25	$255,410.27	$2,000,000.00	$2,000,000.00	$2,003,261.00	$3,261.00
EXPENSE TOTALS		$9,070.98	$774,646.80	$728,970.09	$2,000,000.00	$2,000,000.00	$2,003,261.00	$3,261.00
Fund **349 - Opioid Settlement Fund** Totals		$307,199.95	$1,469,776.45	($473,559.82)	$0.00	$0.00	$0.00	$0.00
Fund **350 - County Health**								
REVENUE								
Department **580 - Health**								
Sub-Department **000 - Revenues**								
Property Taxes								
350.580.000.30000	Property Taxes	1,968,889.00	1,968,457.00	973,521.56	1,972,455.00	1,972,455.00	1,972,455.00	.00
350.580.000.30005	Property Tax Revenue Recapture	7,809.63	8,166.97	.00	.00	.00	.00	.00
	Property Taxes Totals	$1,976,698.63	$1,976,623.97	$973,521.56	$1,972,455.00	$1,972,455.00	$1,972,455.00	$0.00
Other Taxes								
350.580.000.30170	TIF Distribution Tax	1,567.84	2,854.36	.00	.00	.00	.00	.00
	Other Taxes Totals	$1,567.84	$2,854.36	$0.00	$0.00	$0.00	$0.00	$0.00
Licenses and Permits								
350.580.000.31330	Well Permits	37,505.00	34,690.00	15,795.00	41,000.00	41,000.00	41,000.00	.00
350.580.000.31340	Septic Permits	31,748.00	38,650.00	14,558.00	35,000.00	35,000.00	37,500.00	2,500.00
350.580.000.31400	Food Permits	1,632,334.89	1,743,275.19	1,717,514.93	1,708,410.00	1,708,410.00	1,751,120.00	42,710.00
	Licenses and Permits Totals	$1,701,587.89	$1,816,615.19	$1,747,867.93	$1,784,410.00	$1,784,410.00	$1,829,620.00	$45,210.00
Grants								
350.580.000.32004	Infection Prevention & Control Learning Collaborative Project	80,000.00	.00	.00	.00	.00	.00	.00

2027 SUMMARY DRAFT SRF Submitted Level Department & Account

Budget Year 2027

G/L Account	Account Description	2024 Actual Amount	2025 Actual Amount	2026 Actual Amount	2026 Estimated Amount	2026 Amended Budget	2027 Submitted Budget	Difference
Fund **350 - County Health**								
REVENUE								
Department **580 - Health**								
Sub-Department **000 - Revenues**								
Grants								
350.580.000.32005	Greater IL Violence Prevention Council	88,372.93	76,107.07	32,454.35	128,691.00	128,691.00	.00	(128,691.00)
350.580.000.32012	MRC-RISE Grant	.00	10,000.00	.00	.00	.00	.00	.00
350.580.000.32331	Strengthening IL Pub Hlth Admin - SIPA Grant	350,000.00	.00	.00	.00	.00	.00	.00
350.580.000.32366	COVID-19 Vaccination Grant (C19VG)	1,234.07	.00	11,655.78	.00	.00	.00	.00
350.580.000.32373	Early Childhood Mental Health Consultation Program	.00	.00	13,636.60	13,636.00	.00	.00	.00
350.580.000.32374	State Opioid Response (SOR) Grant	445,926.00	762,103.83	81,966.01	475,000.00	475,000.00	.00	(475,000.00)
350.580.000.32376	Medical Reserve Corp Grant (MRC)	5,000.00	(819.67)	.00	.00	.00	.00	.00
350.580.000.32400	IDHS Early Child Network Grant	144,735.57	178,318.45	79,751.55	180,000.00	180,000.00	.00	(180,000.00)
350.580.000.32410	IDHS Family Case Mgmt Grant	148,027.91	55,093.43	.00	.00	.00	.00	.00
350.580.000.32460	IDPH Preparedness Grant	286,663.44	231,198.09	128,640.97	246,057.00	246,057.00	.00	(246,057.00)
350.580.000.32470	IDPH Lead Poison Case Mgmt Grant	238,170.23	167,515.10	211,185.60	271,500.00	271,500.00	.00	(271,500.00)
350.580.000.32490	IDPH Cities Readiness Grant	52,705.08	104,023.00	44,976.98	93,410.00	93,410.00	.00	(93,410.00)
350.580.000.32520	IDPH Local Health Protect Grant	786,544.66	373,455.34	402,960.72	510,000.00	510,000.00	.00	(510,000.00)
350.580.000.32540	IDPH Potable Water Supply Grant	11,025.00	10,312.50	4,575.49	11,000.00	11,000.00	.00	(11,000.00)
350.580.000.32570	IDPH Tanning Protection Grant	100.00	1,200.00	200.00	1,400.00	1,400.00	.00	(1,400.00)
350.580.000.32590	IDPH IL Tobacco Free Comm Grant	154,658.65	190,029.71	33,736.07	157,250.00	157,250.00	.00	(157,250.00)
350.580.000.32600	IDPH Tobacco Reality IL Grant	.00	.00	50,610.78	.00	.00	.00	.00
350.580.000.32630	IDPH West Nile Virus Prev Grant	66,201.33	17,950.01	14,236.00	84,383.00	84,383.00	.00	(84,383.00)
350.580.000.32699	Firearm Safe Storage (FASS) Grant	.00	27,549.61	32,531.13	48,700.00	48,700.00	.00	(48,700.00)
350.580.000.32702	Family-Run Organization (FRO)	.00	150,000.00	.00	500,000.00	500,000.00	.00	(500,000.00)
350.580.000.32703	Adapt of Project Firstline Tools & Res NACCHO	.00	200,000.00	.00	.00	.00	.00	.00
350.580.000.32765	Embedding Peers in Emergency Depts Grant	217,500.00	.00	.00	.00	.00	.00	.00
350.580.000.32777	Respiratory Surveil & Outbreak Response (RSOR)	250,000.00	2,043.60	141,068.56	277,498.00	.00	.00	.00
350.580.000.32875	TB Grant - Supplement	.00	.00	20,654.95	26,200.00	26,200.00	.00	(26,200.00)
350.580.000.33893	Early Childhood Mental Health GEER Grant	165,203.23	434,583.87	133,008.90	383,160.00	383,160.00	.00	(383,160.00)
350.580.000.33898	UIC Lead Research Project Grant	6,121.77	.00	.00	.00	.00	.00	.00
350.580.000.33899	Childrens Mental Health Initiative Grant	150,000.00	150,000.00	.00	25,000.00	25,000.00	.00	(25,000.00)
350.580.000.33900	Grants - Other	.00	.00	.00	.00	.00	500,000.00	500,000.00
350.580.000.33903	Grants - Federal Government	.00	10,000.00	.00	.00	.00	.00	.00
350.580.000.38970	COVID-19 Outbreak Reimb	169,179.09	.00	.00	.00	.00	.00	.00
	Grants Totals	$3,817,368.96	$3,150,663.94	$1,437,850.44	$3,432,885.00	$3,141,751.00	$500,000.00	($2,641,751.00)

2027 SUMMARY DRAFT SRF Submitted Level Department & Account

Budget Year 2027

G/L Account	Account Description	2024 Actual Amount	2025 Actual Amount	2026 Actual Amount	2026 Estimated Amount	2026 Amended Budget	2027 Submitted Budget	Difference
Fund **350 - County Health**								
REVENUE								
Department **580 - Health**								
Sub-Department **000 - Revenues**								
Charges for Services								
350.580.000.34970	Food Plan Review Fees	63,126.00	66,946.75	23,903.00	67,000.00	67,000.00	68,675.00	1,675.00
350.580.000.34990	Non-Compliance Well Fees	365.00	.00	420.00	550.00	550.00	250.00	(300.00)
350.580.000.35130	Immunization Fees	.00	.00	.00	5,400.00	5,400.00	.00	(5,400.00)
350.580.000.35140	TB Test Fees	.00	.00	.00	4,000.00	4,000.00	5,000.00	1,000.00
350.580.000.35160	TB Office Visit Fees	.00	400.00	.00	.00	.00	.00	.00
350.580.000.35310	Non-Community Well Inspection Fees	6,345.00	7,980.00	2,040.00	8,500.00	8,500.00	8,500.00	.00
350.580.000.35320	Tanning Fees	3,225.00	425.00	195.00	1,500.00	1,500.00	1,000.00	(500.00)
350.580.000.35900	Miscellaneous Fees	12,028.00	12,136.00	117.17	10,395.00	10,395.00	10,395.00	.00
	Charges for Services Totals	$85,089.00	$87,887.75	$26,675.17	$97,345.00	$97,345.00	$93,820.00	($3,525.00)
Reimbursements								
350.580.000.37390	Chest X-Ray IHFS Reimbursement	.00	.00	100.00	100.00	.00	.00	.00
350.580.000.37400	TB Tests IHFS Reimbursement	.00	3,795.00	3,200.00	2,380.00	.00	.00	.00
350.580.000.37410	TB Office Vst IHFS Reimbursement	.00	5,085.00	3,500.00	2,700.00	.00	.00	.00
350.580.000.37440	Radon Kits Reimbursement	395.00	705.00	525.00	350.00	350.00	700.00	350.00
350.580.000.37595	Medical Billing	9,487.58	10,971.34	2,801.86	10,640.00	10,640.00	10,640.00	.00
350.580.000.37900	Miscellaneous Reimbursement	.00	.00	.00	20,285.00	20,285.00	.00	(20,285.00)
	Reimbursements Totals	$9,882.58	$20,556.34	$10,126.86	$36,455.00	$31,275.00	$11,340.00	($19,935.00)
Interest Revenue								
350.580.000.38000	Investment Income	604,177.52	437,355.65	127,939.08	302,934.00	302,934.00	366,526.00	63,592.00
	Interest Revenue Totals	$604,177.52	$437,355.65	$127,939.08	$302,934.00	$302,934.00	$366,526.00	$63,592.00
Other								
350.580.000.38900	Miscellaneous Other	19,481.60	5,548.58	13,101.82	4,651.00	.00	.00	.00
350.580.000.39900	Fund Balance Utilization	.00	.00	.00	3,070,747.00	3,249,511.00	3,249,309.00	(202.00)
	Other Totals	$19,481.60	$5,548.58	$13,101.82	$3,075,398.00	$3,249,511.00	$3,249,309.00	($202.00)
	Sub-Department **000 - Revenues** Totals	$8,215,854.02	$7,498,105.78	$4,337,082.86	$10,701,882.00	$10,579,681.00	$8,023,070.00	($2,556,611.00)
Sub-Department **583 - Local Health Protect Grant**								
Grants								
350.580.583.33902	Grants - State Government	.00	.00	.00	.00	.00	510,000.00	510,000.00
	Grants Totals	$0.00	$0.00	$0.00	$0.00	$0.00	$510,000.00	$510,000.00
Sub-Department **583 - Local Health Protect Grant** Totals		$0.00	$0.00	$0.00	$0.00	$0.00	$510,000.00	$510,000.00

2027 SUMMARY DRAFT SRF Submitted Level Department & Account

Budget Year 2027

G/L Account	Account Description	2024 Actual Amount	2025 Actual Amount	2026 Actual Amount	2026 Estimated Amount	2026 Amended Budget	2027 Submitted Budget	Difference
Fund	**350 - County Health**							
REVENUE								
Department	**580 - Health**							
Sub-Department	**586 - Tobacco Free Community**							
Grants								
350.580.586.33902	Grants - State Government	.00	.00	.00	.00	.00	157,250.00	157,250.00
	Grants Totals	$0.00	$0.00	$0.00	$0.00	$0.00	$157,250.00	$157,250.00
Sub-Department	**586 - Tobacco Free Community** Totals	$0.00	$0.00	$0.00	$0.00	$0.00	$157,250.00	$157,250.00
Sub-Department	**589 - City Readiness Initiative**							
Grants								
350.580.589.33903	Grants - Federal Government	.00	.00	.00	.00	.00	93,410.00	93,410.00
	Grants Totals	$0.00	$0.00	$0.00	$0.00	$0.00	$93,410.00	$93,410.00
Sub-Department	**589 - City Readiness Initiative** Totals	$0.00	$0.00	$0.00	$0.00	$0.00	$93,410.00	$93,410.00
Sub-Department	**592 - All Our Kids Early Childhood**							
Grants								
350.580.592.33903	Grants - Federal Government	.00	.00	.00	.00	.00	180,000.00	180,000.00
	Grants Totals	$0.00	$0.00	$0.00	$0.00	$0.00	$180,000.00	$180,000.00
Sub-Department	**592 - All Our Kids Early Childhood** Totals	$0.00	$0.00	$0.00	$0.00	$0.00	$180,000.00	$180,000.00
Sub-Department	**595 - Safe Water**							
Grants								
350.580.595.33903	Grants - Federal Government	.00	.00	.00	.00	.00	11,000.00	11,000.00
	Grants Totals	$0.00	$0.00	$0.00	$0.00	$0.00	$11,000.00	$11,000.00
Sub-Department	**595 - Safe Water** Totals	$0.00	$0.00	$0.00	$0.00	$0.00	$11,000.00	$11,000.00
Sub-Department	**598 - West Nile Virus**							
Grants								
350.580.598.33902	Grants - State Government	.00	.00	.00	.00	.00	84,383.00	84,383.00
	Grants Totals	$0.00	$0.00	$0.00	$0.00	$0.00	$84,383.00	$84,383.00
Sub-Department	**598 - West Nile Virus** Totals	$0.00	$0.00	$0.00	$0.00	$0.00	$84,383.00	$84,383.00
Sub-Department	**603 - Health Emergency Preparedness**							
Grants								
350.580.603.33903	Grants - Federal Government	.00	.00	.00	.00	.00	246,057.00	246,057.00
	Grants Totals	$0.00	$0.00	$0.00	$0.00	$0.00	$246,057.00	$246,057.00
Sub-Department	**603 - Health Emergency Preparedness** Totals	$0.00	$0.00	$0.00	$0.00	$0.00	$246,057.00	$246,057.00

2027 SUMMARY DRAFT SRF Submitted Level Department & Account

Budget Year 2027

G/L Account	Account Description	2024 Actual Amount	2025 Actual Amount	2026 Actual Amount	2026 Estimated Amount	2026 Amended Budget	2027 Submitted Budget	Difference
Fund	**350 - County Health**							
REVENUE								
Department	**580 - Health**							
Sub-Department	**605 - Lead Poisoning Case Management**							
Grants								
350.580.605.33902	Grants - State Government	.00	.00	.00	.00	.00	271,500.00	271,500.00
	Grants Totals	$0.00	$0.00	$0.00	$0.00	$0.00	$271,500.00	$271,500.00
Sub-Department	**605 - Lead Poisoning Case Management** Totals	$0.00	$0.00	$0.00	$0.00	$0.00	$271,500.00	$271,500.00
Sub-Department	**624 - Tanning Facility Permits**							
Grants								
350.580.624.33902	Grants - State Government	.00	.00	.00	.00	.00	1,400.00	1,400.00
	Grants Totals	$0.00	$0.00	$0.00	$0.00	$0.00	$1,400.00	$1,400.00
Sub-Department	**624 - Tanning Facility Permits** Totals	$0.00	$0.00	$0.00	$0.00	$0.00	$1,400.00	$1,400.00
Sub-Department	**656 - State Opioid Response(SOR) Grant**							
Grants								
350.580.656.33902	Grants - State Government	.00	.00	.00	.00	.00	475,000.00	475,000.00
	Grants Totals	$0.00	$0.00	$0.00	$0.00	$0.00	$475,000.00	$475,000.00
Sub-Department	**656 - State Opioid Response(SOR) Grant** Totals	$0.00	$0.00	$0.00	$0.00	$0.00	$475,000.00	$475,000.00
Sub-Department	**662 - Early Childhood Mental Health CP**							
Grants								
350.580.662.33900	Grants - Other	.00	.00	.00	.00	.00	95,790.00	95,790.00
	Grants Totals	$0.00	$0.00	$0.00	$0.00	$0.00	$95,790.00	$95,790.00
Sub-Department	**662 - Early Childhood Mental Health CP** Totals	$0.00	$0.00	$0.00	$0.00	$0.00	$95,790.00	$95,790.00
Sub-Department	**674 - Early Childhood MH CP GEER**							
Grants								
350.580.674.33900	Grants - Other	.00	.00	.00	.00	.00	95,790.00	95,790.00
	Grants Totals	$0.00	$0.00	$0.00	$0.00	$0.00	$95,790.00	$95,790.00
Sub-Department	**674 - Early Childhood MH CP GEER** Totals	$0.00	$0.00	$0.00	$0.00	$0.00	$95,790.00	$95,790.00
Sub-Department	**699 - Firearm Safe Storage (FASS)**							
Grants								
350.580.699.33902	Grants - State Government	.00	.00	.00	.00	.00	48,700.00	48,700.00
	Grants Totals	$0.00	$0.00	$0.00	$0.00	$0.00	$48,700.00	$48,700.00
Sub-Department	**699 - Firearm Safe Storage (FASS)** Totals	$0.00	$0.00	$0.00	$0.00	$0.00	$48,700.00	$48,700.00

2027 SUMMARY DRAFT SRF Submitted Level Department & Account

Budget Year 2027

G/L Account	Account Description	2024 Actual Amount	2025 Actual Amount	2026 Actual Amount	2026 Estimated Amount	2026 Amended Budget	2027 Submitted Budget	Difference
Fund	**350 - County Health**							
REVENUE								
Department	**580 - Health**							
Sub-Department	**701 - Chaddock-Early Childhood MH Cons**							
Grants								
350.580.701.33900	Grants - Other	.00	.00	.00	.00	.00	95,790.00	95,790.00
	Grants Totals	$0.00	$0.00	$0.00	$0.00	$0.00	$95,790.00	$95,790.00
Sub-Department	**701 - Chaddock-Early Childhood MH Cons** Totals	$0.00	$0.00	$0.00	$0.00	$0.00	$95,790.00	$95,790.00
Sub-Department	**704 - Childhood Mental Health CHDK-Fam**							
Grants								
350.580.704.33900	Grants - Other	.00	.00	.00	.00	.00	95,790.00	95,790.00
	Grants Totals	$0.00	$0.00	$0.00	$0.00	$0.00	$95,790.00	$95,790.00
Sub-Department	**704 - Childhood Mental Health CHDK-Fam** Totals	$0.00	$0.00	$0.00	$0.00	$0.00	$95,790.00	$95,790.00
Sub-Department	**706 - Reimagine PSA Comm Convener**							
Grants								
350.580.706.33902	Grants - State Government	.00	.00	.00	.00	.00	128,691.00	128,691.00
	Grants Totals	$0.00	$0.00	$0.00	$0.00	$0.00	$128,691.00	$128,691.00
Sub-Department	**706 - Reimagine PSA Comm Convener** Totals	$0.00	$0.00	$0.00	$0.00	$0.00	$128,691.00	$128,691.00
Sub-Department	**707 - Tuberculosis Prevention**							
Grants								
350.580.707.33902	Grants - State Government	.00	.00	.00	.00	.00	26,200.00	26,200.00
	Grants Totals	$0.00	$0.00	$0.00	$0.00	$0.00	$26,200.00	$26,200.00
Sub-Department	**707 - Tuberculosis Prevention** Totals	$0.00	$0.00	$0.00	$0.00	$0.00	$26,200.00	$26,200.00
Department	**580 - Health** Totals	$8,215,854.02	$7,498,105.78	$4,337,082.86	$10,701,882.00	$10,579,681.00	$10,639,821.00	$60,140.00
REVENUE TOTALS		$8,215,854.02	$7,498,105.78	$4,337,082.86	$10,701,882.00	$10,579,681.00	$10,639,821.00	$60,140.00
EXPENSE								
Department	**580 - Health**							
Sub-Department	**580 - Community Health Resources**							
Personnel Services- Salaries & Wages								
350.580.580.40000	Salaries and Wages	711,774.25	740,559.03	202,140.19	.00	.00	.00	.00
	Personnel Services- Salaries & Wages Totals	$711,774.25	$740,559.03	$202,140.19	$0.00	$0.00	$0.00	$0.00
Personnel Services- Employee Benefits								
350.580.580.45000	Healthcare Contribution	200,049.05	214,311.10	50,782.63	.00	.00	.00	.00
350.580.580.45010	Dental Contribution	4,849.86	5,700.57	1,344.67	.00	.00	.00	.00
350.580.580.45100	FICA/SS Contribution	50,739.13	53,067.47	14,428.78	.00	.00	.00	.00
350.580.580.45200	IMRF Contribution	29,057.25	37,756.23	12,040.86	.00	.00	.00	.00
	Personnel Services- Employee Benefits Totals	$284,695.29	$310,835.37	$78,596.94	$0.00	$0.00	$0.00	$0.00

2027 SUMMARY DRAFT SRF Submitted Level Department & Account

Budget Year 2027

G/L Account	Account Description	2024 Actual Amount	2025 Actual Amount	2026 Actual Amount	2026 Estimated Amount	2026 Amended Budget	2027 Submitted Budget	Difference
Fund **350 - County Health**								
EXPENSE								
Department **580 - Health**								
Sub-Department **580 - Community Health Resources**								
Contractual Services								
350.580.580.50010	Contract Employees	.00	277.23	.00	.00	.00	.00	.00
350.580.580.50150	Contractual/Consulting Services	70,095.66	(4,444.53)	100,217.08	273,520.00	273,520.00	273,520.00	.00
350.580.580.50340	Software Licensing Cost	33,029.40	14,999.05	2,504.00	70,500.00	70,500.00	70,500.00	.00
350.580.580.52000	Disposal and Water Softener Srvs	3,634.23	3,490.99	1,642.12	5,400.00	5,400.00	5,400.00	.00
350.580.580.52010	Janitorial Services	5,863.75	12,502.00	15,767.00	10,703.00	9,720.00	9,720.00	.00
350.580.580.52110	Repairs and Maint- Buildings	10,432.44	17,026.21	6,443.59	42,902.00	43,902.00	43,902.00	.00
350.580.580.52120	Repairs and Maint- Grounds	.00	.00	.00	3,500.00	3,500.00	3,500.00	.00
350.580.580.52230	Repairs and Maint- Vehicles	9,991.32	6,078.22	2,261.44	6,200.00	6,200.00	6,200.00	.00
350.580.580.52240	Repairs and Maint- Office Equip	14,907.02	15,110.63	8,157.94	17,100.00	17,100.00	17,100.00	.00
350.580.580.53040	General Advertising	.00	.00	188.60	2,500.00	2,500.00	2,500.00	.00
350.580.580.53100	Conferences and Meetings	1,706.00	739.51	.00	7,850.00	7,850.00	7,850.00	.00
350.580.580.53110	Employee Training	8,639.00	8,763.33	2,240.00	9,700.00	9,700.00	9,700.00	.00
350.580.580.53120	Employee Mileage Expense	143.18	191.92	193.55	3,039.00	3,039.00	3,039.00	.00
350.580.580.53130	General Association Dues	24,650.00	23,740.00	10,640.00	10,640.00	16,500.00	16,500.00	.00
350.580.580.55000	Miscellaneous Contractual Exp	.00	2,240.60	.00	.00	.00	.00	.00
	Contractual Services Totals	$183,092.00	$100,715.16	$150,255.32	$463,554.00	$469,431.00	$469,431.00	$0.00
Commodities								
350.580.580.60000	Office Supplies	1,066.15	50.00	734.20	27,875.00	27,875.00	27,875.00	.00
350.580.580.60010	Operating Supplies	9,828.54	27,114.38	5,544.98	56,250.00	56,250.00	56,250.00	.00
350.580.580.60050	Books and Subscriptions	1,293.00	1,925.30	1,225.00	4,360.00	4,360.00	4,360.00	.00
350.580.580.60060	Computer Software- Non Capital	.00	.00	446.83	24,168.00	24,168.00	24,168.00	.00
350.580.580.60070	Computer Hardware- Non Capital	.00	1,517.00	9,576.00	29,800.00	29,800.00	29,800.00	.00
350.580.580.60110	Printing Supplies	156.42	.00	.00	.00	.00	.00	.00
350.580.580.60160	Cleaning Supplies	.00	.00	298.88	500.00	500.00	500.00	.00
350.580.580.63010	Utilities- Electric	.00	820.13	.00	3,084.00	3,084.00	3,084.00	.00
350.580.580.63040	Fuel- Vehicles	3,691.63	3,579.89	1,863.75	5,300.00	5,300.00	5,300.00	.00
350.580.580.64000	Telephone	36,838.08	38,105.23	.00	41,554.00	41,554.00	41,554.00	.00
	Commodities Totals	$52,873.82	$73,111.93	$19,689.64	$192,891.00	$192,891.00	$192,891.00	$0.00
Capital								
350.580.580.70070	Automotive Equipment	.00	.00	.00	.00	.00	122,420.00	122,420.00
350.580.580.72010	Building Improvements	.00	100.00	39,000.00	357,000.00	357,000.00	.00	(357,000.00)
350.580.580.72130	Buildings- Health	2,780,703.81	76,564.08	.00	.00	.00	.00	.00
	Capital Totals	$2,780,703.81	$76,664.08	$39,000.00	$357,000.00	$357,000.00	$122,420.00	($234,580.00)
Transfers Out								
350.580.580.99001	Transfer to General Fund 001	26,675.00	83,402.00	30,567.00	30,567.00	30,567.00	50,359.00	19,792.00

2027 SUMMARY DRAFT SRF Submitted Level Department & Account

Budget Year 2027

G/L Account	Account Description	2024 Actual Amount	2025 Actual Amount	2026 Actual Amount	2026 Estimated Amount	2026 Amended Budget	2027 Submitted Budget	Difference
Fund **350 - County Health**								
EXPENSE								
Department **580 - Health**								
Sub-Department **580 - Community Health Resources**								
Transfers Out								
350.580.580.99355	Transfer to American Rescue Plan Fund 355	122,512.00	.00	.00	.00	.00	.00	.00
	Transfers Out Totals	$149,187.00	$83,402.00	$30,567.00	$30,567.00	$30,567.00	$50,359.00	$19,792.00
Sub-Department **580 - Community Health Resources** Totals		$4,162,326.17	$1,385,287.57	$520,249.09	$1,044,012.00	$1,049,889.00	$835,101.00	($214,788.00)
Sub-Department **581 - Kane Public Health**								
Services								
350.580.581.45007	Healthcare Contribution Budget Increase	.00	.00	.00	.00	.00	137,008.00	137,008.00
350.580.581.45017	Dental Contribution Budget Increase	.00	.00	.00	.00	.00	3,519.00	3,519.00
	Services Totals	$0.00	$0.00	$0.00	$0.00	$0.00	$140,527.00	$140,527.00
Personnel Services- Salaries & Wages								
350.580.581.40000	Salaries and Wages	.00	127,715.04	1,373,109.37	5,208,819.00	5,208,819.00	5,518,932.00	310,113.00
350.580.581.40200	Overtime Salaries	.00	.00	4,363.81	.00	.00	.00	.00
	Personnel Services- Salaries & Wages Totals	$0.00	$127,715.04	$1,377,473.18	$5,208,819.00	$5,208,819.00	$5,518,932.00	$310,113.00
Personnel Services- Employee Benefits								
350.580.581.45000	Healthcare Contribution	.00	.00	302,156.64	1,129,709.00	1,129,709.00	938,120.00	(191,589.00)
350.580.581.45010	Dental Contribution	.00	.00	7,743.77	29,298.00	29,298.00	24,007.00	(5,291.00)
350.580.581.45100	FICA/SS Contribution	.00	9,770.16	99,803.82	394,239.00	394,239.00	422,281.00	28,042.00
350.580.581.45200	IMRF Contribution	.00	8,352.56	85,164.92	282,971.00	282,971.00	298,468.00	15,497.00
350.580.581.53010	Workers Compensation	98,074.00	88,261.00	88,873.00	88,873.00	88,873.00	100,485.00	11,612.00
	Personnel Services- Employee Benefits Totals	$98,074.00	$106,383.72	$583,742.15	$1,925,090.00	$1,925,090.00	$1,783,361.00	($141,729.00)
Contractual Services								
350.580.581.53000	Liability Insurance	143,084.00	200,259.00	195,227.00	195,227.00	195,227.00	188,996.00	(6,231.00)
350.580.581.53020	Unemployment Claims	2,314.00	2,700.00	3,141.00	3,141.00	3,141.00	3,150.00	9.00
	Contractual Services Totals	$145,398.00	$202,959.00	$198,368.00	$198,368.00	$198,368.00	$192,146.00	($6,222.00)
Sub-Department **581 - Kane Public Health** Totals		$243,472.00	$437,057.76	$2,159,583.33	$7,332,277.00	$7,332,277.00	$7,634,966.00	$302,689.00
Sub-Department **582 - Health Resource**								
Personnel Services- Salaries & Wages								
350.580.582.40000	Salaries and Wages	312,876.21	286,533.99	82,409.00	.00	4,478.00	.00	(4,478.00)
	Personnel Services- Salaries & Wages Totals	$312,876.21	$286,533.99	$82,409.00	$0.00	$4,478.00	$0.00	($4,478.00)
Personnel Services- Employee Benefits								
350.580.582.45000	Healthcare Contribution	55,504.19	68,171.79	22,473.08	.00	2,044.00	.00	(2,044.00)
350.580.582.45010	Dental Contribution	639.00	1,167.75	463.33	.00	72.00	.00	(72.00)
350.580.582.45100	FICA/SS Contribution	23,194.81	20,732.00	5,970.85	.00	343.00	.00	(343.00)
350.580.582.45200	IMRF Contribution	14,031.17	14,699.11	4,984.67	.00	245.00	.00	(245.00)

2027 SUMMARY DRAFT SRF Submitted Level Department & Account

Budget Year 2027

G/L Account	Account Description	2024 Actual Amount	2025 Actual Amount	2026 Actual Amount	2026 Estimated Amount	2026 Amended Budget	2027 Submitted Budget	Difference
Fund	**350 - County Health**							
EXPENSE								
Department	**580 - Health**							
Sub-Department	**582 - Health Resource**							
Personnel Services- Employee Benefits								
350.580.582.53010	Workers Compensation	.00	.00	.00	.00	78.00	.00	(78.00)
	Personnel Services- Employee Benefits Totals	$93,369.17	$104,770.65	$33,891.93	$0.00	$2,782.00	$0.00	($2,782.00)
Contractual Services								
350.580.582.50150	Contractual/Consulting Services	24,915.12	34,764.80	4,490.80	505,000.00	50,500.00	100,000.00	49,500.00
350.580.582.50340	Software Licensing Cost	30,177.56	5,664.00	5,500.00	11,252.00	11,252.00	12,222.00	970.00
350.580.582.53100	Conferences and Meetings	43,312.56	994.07	510.00	2,325.00	2,325.00	2,325.00	.00
350.580.582.53110	Employee Training	.00	400.00	.00	.00	.00	.00	.00
350.580.582.53120	Employee Mileage Expense	1,048.05	458.71	.00	1,596.00	1,596.00	1,200.00	(396.00)
	Contractual Services Totals	$99,453.29	$42,281.58	$10,500.80	$520,173.00	$65,673.00	$115,747.00	$50,074.00
Commodities								
350.580.582.60010	Operating Supplies	98.98	351.55	328.00	4,250.00	4,250.00	7,500.00	3,250.00
350.580.582.60050	Books and Subscriptions	1,898.99	414.99	11,519.95	12,180.00	12,180.00	12,060.00	(120.00)
	Commodities Totals	$1,997.97	$766.54	$11,847.95	$16,430.00	$16,430.00	$19,560.00	$3,130.00
Transfers Out								
350.580.582.99001	Transfer to General Fund 001	56,622.00	18,092.00	27,511.00	27,511.00	27,511.00	27,081.00	(430.00)
	Transfers Out Totals	$56,622.00	$18,092.00	$27,511.00	$27,511.00	$27,511.00	$27,081.00	($430.00)
Sub-Department	**582 - Health Resource** Totals	$564,318.64	$452,444.76	$166,160.68	$564,114.00	$116,874.00	$162,388.00	$45,514.00
Sub-Department	**583 - Local Health Protect Grant**							
Personnel Services- Salaries & Wages								
350.580.583.40000	Salaries and Wages	423,859.79	461,633.62	94,687.11	.00	.00	.00	.00
	Personnel Services- Salaries & Wages Totals	$423,859.79	$461,633.62	$94,687.11	$0.00	$0.00	$0.00	$0.00
Personnel Services- Employee Benefits								
350.580.583.45000	Healthcare Contribution	97,047.55	100,409.06	18,532.21	.00	.00	.00	.00
350.580.583.45010	Dental Contribution	2,590.60	2,428.08	404.18	.00	.00	.00	.00
350.580.583.45100	FICA/SS Contribution	30,844.42	33,708.34	7,054.51	.00	.00	.00	.00
350.580.583.45200	IMRF Contribution	18,736.32	24,038.58	5,907.22	.00	.00	.00	.00
	Personnel Services- Employee Benefits Totals	$149,218.89	$160,584.06	$31,898.12	$0.00	$0.00	$0.00	$0.00
Contractual Services								
350.580.583.53120	Employee Mileage Expense	1,875.17	513.09	638.73	538.00	538.00	195.00	(343.00)
	Contractual Services Totals	$1,875.17	$513.09	$638.73	$538.00	$538.00	$195.00	($343.00)
Sub-Department	**583 - Local Health Protect Grant** Totals	$574,953.85	$622,730.77	$127,223.96	$538.00	$538.00	$195.00	($343.00)

2027 SUMMARY DRAFT SRF Submitted Level Department & Account

Budget Year 2027

G/L Account	Account Description	2024 Actual Amount	2025 Actual Amount	2026 Actual Amount	2026 Estimated Amount	2026 Amended Budget	2027 Submitted Budget	Difference
Fund	**350 - County Health**							
EXPENSE								
Department	**580 - Health**							
Sub-Department	**586 - Tobacco Free Community**							
Personnel Services- Salaries & Wages								
350.580.586.40000	Salaries and Wages	99,117.04	106,517.12	26,871.50	.00	.00	.00	.00
	Personnel Services- Salaries & Wages Totals	$99,117.04	$106,517.12	$26,871.50	$0.00	$0.00	$0.00	$0.00
Personnel Services- Employee Benefits								
350.580.586.45000	Healthcare Contribution	14,333.95	15,126.51	3,761.03	.00	.00	.00	.00
350.580.586.45010	Dental Contribution	373.78	374.88	93.72	.00	.00	.00	.00
350.580.586.45100	FICA/SS Contribution	7,338.61	7,889.93	1,996.73	.00	.00	.00	.00
350.580.586.45200	IMRF Contribution	4,441.18	5,613.66	1,685.71	.00	.00	.00	.00
	Personnel Services- Employee Benefits Totals	$26,487.52	$29,004.98	$7,537.19	$0.00	$0.00	$0.00	$0.00
Contractual Services								
350.580.586.50150	Contractual/Consulting Services	19,660.00	5,225.00	24,252.47	3,887.00	3,887.00	3,800.00	(87.00)
350.580.586.53110	Employee Training	.00	1,990.00	.00	.00	.00	.00	.00
350.580.586.53120	Employee Mileage Expense	.00	.00	448.87	2,300.00	2,300.00	800.00	(1,500.00)
350.580.586.53130	General Association Dues	.00	.00	1,550.43	.00	.00	.00	.00
	Contractual Services Totals	$19,660.00	$7,215.00	$26,251.77	$6,187.00	$6,187.00	$4,600.00	($1,587.00)
Commodities								
350.580.586.60010	Operating Supplies	6,449.28	8,059.93	22,119.72	9,500.00	9,500.00	3,817.00	(5,683.00)
350.580.586.64000	Telephone	1,140.00	1,140.00	.00	1,140.00	1,140.00	1,140.00	.00
	Commodities Totals	$7,589.28	$9,199.93	$22,119.72	$10,640.00	$10,640.00	$4,957.00	($5,683.00)
Sub-Department	**586 - Tobacco Free Community** Totals	$152,853.84	$151,937.03	$82,780.18	$16,827.00	$16,827.00	$9,557.00	($7,270.00)
Sub-Department	**589 - City Readiness Initiative**							
Personnel Services- Salaries & Wages								
350.580.589.40000	Salaries and Wages	49,854.58	48,808.28	13,682.77	.00	.00	.00	.00
	Personnel Services- Salaries & Wages Totals	$49,854.58	$48,808.28	$13,682.77	$0.00	$0.00	$0.00	$0.00
Personnel Services- Employee Benefits								
350.580.589.45000	Healthcare Contribution	10,813.30	10,278.30	3,061.64	.00	.00	.00	.00
350.580.589.45010	Dental Contribution	229.19	281.28	85.22	.00	.00	.00	.00
350.580.589.45100	FICA/SS Contribution	3,619.24	3,532.89	992.01	.00	.00	.00	.00
350.580.589.45200	IMRF Contribution	2,180.59	2,601.78	840.33	.00	.00	.00	.00
	Personnel Services- Employee Benefits Totals	$16,842.32	$16,694.25	$4,979.20	$0.00	$0.00	$0.00	$0.00
Contractual Services								
350.580.589.53120	Employee Mileage Expense	53.40	279.86	118.85	1,345.00	1,345.00	1,345.00	.00
	Contractual Services Totals	$53.40	$279.86	$118.85	$1,345.00	$1,345.00	$1,345.00	$0.00

2027 SUMMARY DRAFT SRF Submitted Level Department & Account

Budget Year 2027

G/L Account	Account Description	2024 Actual Amount	2025 Actual Amount	2026 Actual Amount	2026 Estimated Amount	2026 Amended Budget	2027 Submitted Budget	Difference
Fund **350 - County Health**								
EXPENSE								
Department **580 - Health**								
Sub-Department **589 - City Readiness Initiative**								
Commodities								
350.580.589.60010	Operating Supplies	23,886.05	20,724.66	10,483.14	22,752.00	22,752.00	11,779.00	(10,973.00)
350.580.589.64000	Telephone	1,312.00	1,312.00	.00	1,311.00	1,311.00	1,311.00	.00
	Commodities Totals	$25,198.05	$22,036.66	$10,483.14	$24,063.00	$24,063.00	$13,090.00	($10,973.00)
Sub-Department **589 - City Readiness Initiative** Totals		$91,948.35	$87,819.05	$29,263.96	$25,408.00	$25,408.00	$14,435.00	($10,973.00)
Sub-Department **590 - Family Health**								
Contractual Services								
350.580.590.53120	Employee Mileage Expense	.00	146.79	195.68	.00	.00	.00	.00
	Contractual Services Totals	$0.00	$146.79	$195.68	$0.00	$0.00	$0.00	$0.00
Sub-Department **590 - Family Health** Totals		$0.00	$146.79	$195.68	$0.00	$0.00	$0.00	$0.00
Sub-Department **592 - All Our Kids Early Childhood**								
Personnel Services- Salaries & Wages								
350.580.592.40000	Salaries and Wages	89,616.72	126,275.55	32,427.91	.00	.00	.00	.00
	Personnel Services- Salaries & Wages Totals	$89,616.72	$126,275.55	$32,427.91	$0.00	$0.00	$0.00	$0.00
Personnel Services- Employee Benefits								
350.580.592.45000	Healthcare Contribution	1,835.40	12,157.11	3,091.62	.00	.00	.00	.00
350.580.592.45010	Dental Contribution	.00	264.04	68.88	.00	.00	.00	.00
350.580.592.45100	FICA/SS Contribution	6,824.53	9,456.88	2,434.92	.00	.00	.00	.00
350.580.592.45200	IMRF Contribution	4,100.22	6,727.40	2,054.50	.00	.00	.00	.00
	Personnel Services- Employee Benefits Totals	$12,760.15	$28,605.43	$7,649.92	$0.00	$0.00	$0.00	$0.00
Contractual Services								
350.580.592.50150	Contractual/Consulting Services	16,985.70	8,085.00	8,500.01	.00	16,000.00	16,000.00	.00
350.580.592.53100	Conferences and Meetings	40.01	.00	.00	.00	.00	.00	.00
350.580.592.53120	Employee Mileage Expense	1,205.73	3,377.78	1,394.74	.00	4,681.00	808.00	(3,873.00)
	Contractual Services Totals	$18,231.44	$11,462.78	$9,894.75	$0.00	$20,681.00	$16,808.00	($3,873.00)
Commodities								
350.580.592.60010	Operating Supplies	858.88	5,202.09	2,666.80	.00	11,128.00	.00	(11,128.00)
	Commodities Totals	$858.88	$5,202.09	$2,666.80	$0.00	$11,128.00	$0.00	($11,128.00)
Sub-Department **592 - All Our Kids Early Childhood** Totals		$121,467.19	$171,545.85	$52,639.38	$0.00	$31,809.00	$16,808.00	($15,001.00)

2027 SUMMARY DRAFT SRF Submitted Level Department & Account

Budget Year 2027

G/L Account	Account Description	2024 Actual Amount	2025 Actual Amount	2026 Actual Amount	2026 Estimated Amount	2026 Amended Budget	2027 Submitted Budget	Difference
Fund	**350 - County Health**							
EXPENSE								
Department	**580 - Health**							
Sub-Department	**598 - West Nile Virus**							
Personnel Services- Salaries & Wages								
350.580.598.40000	Salaries and Wages	10,630.43	6,998.60	1,814.22	.00	.00	.00	.00
	Personnel Services- Salaries & Wages Totals	$10,630.43	$6,998.60	$1,814.22	$0.00	$0.00	$0.00	$0.00
Personnel Services- Employee Benefits								
350.580.598.45000	Healthcare Contribution	1,739.39	1,794.32	543.11	.00	.00	.00	.00
350.580.598.45010	Dental Contribution	36.38	36.48	9.12	.00	.00	.00	.00
350.580.598.45100	FICA/SS Contribution	777.26	496.13	127.33	.00	.00	.00	.00
350.580.598.45200	IMRF Contribution	295.87	353.14	107.49	.00	.00	.00	.00
	Personnel Services- Employee Benefits Totals	$2,848.90	$2,680.07	$787.05	$0.00	$0.00	$0.00	$0.00
Contractual Services								
350.580.598.50150	Contractual/Consulting Services	.00	.00	.00	9,600.00	9,600.00	9,616.00	16.00
350.580.598.53110	Employee Training	.00	.00	.00	200.00	200.00	200.00	.00
	Contractual Services Totals	$0.00	$0.00	$0.00	$9,800.00	$9,800.00	$9,816.00	$16.00
Commodities								
350.580.598.60010	Operating Supplies	46,447.68	9,825.94	25,266.82	64,526.00	64,526.00	63,692.00	(834.00)
	Commodities Totals	$46,447.68	$9,825.94	$25,266.82	$64,526.00	$64,526.00	$63,692.00	($834.00)
Sub-Department	**598 - West Nile Virus** Totals	$59,927.01	$19,504.61	$27,868.09	$74,326.00	$74,326.00	$73,508.00	($818.00)
Sub-Department	**599 - MIH Special Project High Risk**							
Personnel Services- Salaries & Wages								
350.580.599.40000	Salaries and Wages	73,326.25	69,294.68	1,299.45	.00	.00	.00	.00
	Personnel Services- Salaries & Wages Totals	$73,326.25	$69,294.68	$1,299.45	$0.00	$0.00	$0.00	$0.00
Personnel Services- Employee Benefits								
350.580.599.45000	Healthcare Contribution	18,841.59	19,483.43	812.94	.00	.00	.00	.00
350.580.599.45010	Dental Contribution	536.26	537.84	22.41	.00	.00	.00	.00
350.580.599.45100	FICA/SS Contribution	5,482.97	5,167.75	96.63	.00	.00	.00	.00
350.580.599.45200	IMRF Contribution	3,343.98	3,676.78	68.96	.00	.00	.00	.00
	Personnel Services- Employee Benefits Totals	$28,204.80	$28,865.80	$1,000.94	$0.00	$0.00	$0.00	$0.00
Contractual Services								
350.580.599.53120	Employee Mileage Expense	2,744.47	1,750.32	.00	.00	.00	.00	.00
	Contractual Services Totals	$2,744.47	$1,750.32	$0.00	$0.00	$0.00	$0.00	$0.00
Sub-Department	**599 - MIH Special Project High Risk** Totals	$104,275.52	$99,910.80	$2,300.39	$0.00	$0.00	$0.00	$0.00
Sub-Department	**603 - Health Emergency Preparedness**							
Personnel Services- Salaries & Wages								
350.580.603.40000	Salaries and Wages	132,006.10	138,874.14	30,338.24	8,956.00	8,956.00	.00	(8,956.00)
	Personnel Services- Salaries & Wages Totals	$132,006.10	$138,874.14	$30,338.24	$8,956.00	$8,956.00	$0.00	($8,956.00)

2027 SUMMARY DRAFT SRF Submitted Level Department & Account

Budget Year 2027

G/L Account	Account Description	2024 Actual Amount	2025 Actual Amount	2026 Actual Amount	2026 Estimated Amount	2026 Amended Budget	2027 Submitted Budget	Difference
Fund	**350 - County Health**							
EXPENSE								
Department	**580 - Health**							
Sub-Department	**603 - Health Emergency Preparedness**							
Personnel Services- Employee Benefits								
350.580.603.45000	Healthcare Contribution	31,789.70	33,392.36	7,073.84	4,087.00	4,087.00	.00	(4,087.00)
350.580.603.45010	Dental Contribution	810.70	856.05	153.62	144.00	144.00	.00	(144.00)
350.580.603.45100	FICA/SS Contribution	9,705.49	10,121.83	2,204.72	686.00	686.00	.00	(686.00)
350.580.603.45200	IMRF Contribution	5,896.44	7,288.89	1,859.63	490.00	490.00	.00	(490.00)
350.580.603.53010	Workers Compensation	.00	.00	.00	.00	156.00	.00	(156.00)
	Personnel Services- Employee Benefits Totals	$48,202.33	$51,659.13	$11,291.81	$5,407.00	$5,563.00	$0.00	($5,563.00)
Contractual Services								
350.580.603.50150	Contractual/Consulting Services	701.40	1,350.48	1,238.00	2,498.00	2,498.00	2,250.00	(248.00)
350.580.603.53100	Conferences and Meetings	.00	421.64	.00	.00	.00	.00	.00
350.580.603.53120	Employee Mileage Expense	5,797.94	5,869.18	7,915.78	12,542.00	12,542.00	10,913.00	(1,629.00)
	Contractual Services Totals	$6,499.34	$7,641.30	$9,153.78	$15,040.00	$15,040.00	$13,163.00	($1,877.00)
Commodities								
350.580.603.60010	Operating Supplies	5,800.00	4,190.33	35,754.36	36,152.00	36,152.00	27,821.00	(8,331.00)
350.580.603.64000	Telephone	27,124.00	27,123.96	.00	29,460.00	29,460.00	29,460.00	.00
	Commodities Totals	$32,924.00	$31,314.29	$35,754.36	$65,612.00	$65,612.00	$57,281.00	($8,331.00)
	Sub-Department **603 - Health Emergency Preparedness** Totals	$219,631.77	$229,488.86	$86,538.19	$95,015.00	$95,171.00	$70,444.00	($24,727.00)
Sub-Department	**604 - CH Health Promotion**							
Personnel Services- Salaries & Wages								
350.580.604.40000	Salaries and Wages	291,007.60	294,960.25	43,669.08	.00	.00	.00	.00
	Personnel Services- Salaries & Wages Totals	$291,007.60	$294,960.25	$43,669.08	$0.00	$0.00	$0.00	$0.00
Personnel Services- Employee Benefits								
350.580.604.45000	Healthcare Contribution	51,255.47	50,396.40	7,189.72	.00	.00	.00	.00
350.580.604.45010	Dental Contribution	1,801.02	1,741.33	245.71	.00	.00	.00	.00
350.580.604.45100	FICA/SS Contribution	21,479.11	20,862.99	3,236.06	.00	.00	.00	.00
350.580.604.45200	IMRF Contribution	12,943.84	14,842.29	2,707.46	.00	.00	.00	.00
	Personnel Services- Employee Benefits Totals	$87,479.44	$87,843.01	$13,378.95	$0.00	$0.00	$0.00	$0.00
Contractual Services								
350.580.604.50150	Contractual/Consulting Services	10,000.00	850.00	503.96	27,700.00	27,700.00	85,000.00	57,300.00
350.580.604.50340	Software Licensing Cost	982.00	.00	.00	.00	.00	.00	.00
350.580.604.53100	Conferences and Meetings	.00	(150.00)	(300.00)	.00	.00	.00	.00
350.580.604.53110	Employee Training	967.76	5,992.03	3,070.90	22,500.00	22,500.00	7,500.00	(15,000.00)
350.580.604.53120	Employee Mileage Expense	.00	6.51	1.23	3,000.00	3,000.00	3,000.00	.00
	Contractual Services Totals	$11,949.76	$6,698.54	$3,276.09	$53,200.00	$53,200.00	$95,500.00	$42,300.00

2027 SUMMARY DRAFT SRF Submitted Level Department & Account

Budget Year 2027

G/L Account	Account Description	2024 Actual Amount	2025 Actual Amount	2026 Actual Amount	2026 Estimated Amount	2026 Amended Budget	2027 Submitted Budget	Difference
Fund	**350 - County Health**							
EXPENSE								
Department	**580 - Health**							
Sub-Department	**604 - CH Health Promotion**							
Commodities								
350.580.604.60010	Operating Supplies	3,845.99	14,373.51	25,771.39	60,600.00	60,600.00	23,100.00	(37,500.00)
	Commodities Totals	$3,845.99	$14,373.51	$25,771.39	$60,600.00	$60,600.00	$23,100.00	($37,500.00)
Transfers Out								
350.580.604.99001	Transfer to General Fund 001	.00	36,184.00	55,022.00	55,022.00	55,022.00	54,161.00	(861.00)
	Transfers Out Totals	$0.00	$36,184.00	$55,022.00	$55,022.00	$55,022.00	$54,161.00	($861.00)
Sub-Department	**604 - CH Health Promotion** Totals	$394,282.79	$440,059.31	$141,117.51	$168,822.00	$168,822.00	$172,761.00	$3,939.00
Sub-Department	**605 - Lead Poisoning Case Management**							
Personnel Services- Salaries & Wages								
350.580.605.40000	Salaries and Wages	57,518.59	100,561.04	43,316.19	.00	.00	.00	.00
	Personnel Services- Salaries & Wages Totals	$57,518.59	$100,561.04	$43,316.19	$0.00	$0.00	$0.00	$0.00
Personnel Services- Employee Benefits								
350.580.605.45000	Healthcare Contribution	12,564.35	14,283.10	8,666.32	.00	.00	.00	.00
350.580.605.45010	Dental Contribution	211.12	233.22	154.37	.00	.00	.00	.00
350.580.605.45100	FICA/SS Contribution	4,161.94	7,421.03	3,148.43	.00	.00	.00	.00
350.580.605.45200	IMRF Contribution	2,500.24	5,282.27	2,665.82	.00	.00	.00	.00
	Personnel Services- Employee Benefits Totals	$19,437.65	$27,219.62	$14,634.94	$0.00	$0.00	$0.00	$0.00
Contractual Services								
350.580.605.53110	Employee Training	875.00	.00	975.00	1,700.00	1,700.00	1,700.00	.00
	Contractual Services Totals	$875.00	$0.00	$975.00	$1,700.00	$1,700.00	$1,700.00	$0.00
Commodities								
350.580.605.60010	Operating Supplies	2,639.32	11,612.16	7,278.59	17,490.00	17,490.00	4,803.00	(12,687.00)
	Commodities Totals	$2,639.32	$11,612.16	$7,278.59	$17,490.00	$17,490.00	$4,803.00	($12,687.00)
Capital								
350.580.605.70120	Special Purpose Equipment	.00	24,675.00	24,675.00	24,675.00	24,675.00	.00	(24,675.00)
	Capital Totals	$0.00	$24,675.00	$24,675.00	$24,675.00	$24,675.00	$0.00	($24,675.00)
Sub-Department	**605 - Lead Poisoning Case Management** Totals	$80,470.56	$164,067.82	$90,879.72	$43,865.00	$43,865.00	$6,503.00	($37,362.00)
Sub-Department	**609 - Environment**							
Personnel Services- Salaries & Wages								
350.580.609.40000	Salaries and Wages	515,963.12	572,614.34	165,599.27	.00	.00	.00	.00
	Personnel Services- Salaries & Wages Totals	$515,963.12	$572,614.34	$165,599.27	$0.00	$0.00	$0.00	$0.00
Personnel Services- Employee Benefits								
350.580.609.45000	Healthcare Contribution	128,263.68	140,459.86	44,897.91	.00	.00	.00	.00

2027 SUMMARY DRAFT SRF Submitted Level Department & Account

Budget Year 2027

G/L Account	Account Description	2024 Actual Amount	2025 Actual Amount	2026 Actual Amount	2026 Estimated Amount	2026 Amended Budget	2027 Submitted Budget	Difference
Fund **350 - County Health**								
EXPENSE								
Department **580 - Health**								
Sub-Department **609 - Environment**								
Personnel Services- Employee Benefits								
350.580.609.45010	Dental Contribution	3,383.95	3,465.28	1,055.61	.00	.00	.00	.00
350.580.609.45100	FICA/SS Contribution	37,321.10	41,183.00	11,908.24	.00	.00	.00	.00
350.580.609.45200	IMRF Contribution	22,615.00	29,520.09	10,039.80	.00	.00	.00	.00
	Personnel Services- Employee Benefits Totals	$191,583.73	$214,628.23	$67,901.56	$0.00	$0.00	$0.00	$0.00
Contractual Services								
350.580.609.50150	Contractual/Consulting Services	32,365.90	1,500.00	10,089.20	30,500.00	30,500.00	30,500.00	.00
350.580.609.50340	Software Licensing Cost	35,990.47	50,866.53	53,409.86	52,306.00	52,306.00	52,306.00	.00
350.580.609.50500	Lab Services	109.20	.00	.00	2,500.00	2,500.00	2,500.00	.00
350.580.609.52180	Building Space Rental	15,407.91	15,826.16	5,148.32	14,882.00	24,882.00	.00	(24,882.00)
350.580.609.53110	Employee Training	3,321.70	1,464.69	2,673.13	7,500.00	7,500.00	7,500.00	.00
350.580.609.53120	Employee Mileage Expense	13,472.08	19,487.91	10,994.90	15,000.00	15,000.00	15,000.00	.00
350.580.609.53130	General Association Dues	766.90	1,532.25	1,601.90	4,600.00	4,600.00	4,600.00	.00
	Contractual Services Totals	$101,434.16	$90,677.54	$83,917.31	$127,288.00	$137,288.00	$112,406.00	($24,882.00)
Commodities								
350.580.609.60000	Office Supplies	.00	.00	237.09	1,000.00	1,000.00	1,000.00	.00
350.580.609.60010	Operating Supplies	5,958.16	7,739.38	2,215.09	22,500.00	22,500.00	22,500.00	.00
350.580.609.60050	Books and Subscriptions	.00	.00	398.00	500.00	500.00	500.00	.00
350.580.609.60060	Computer Software- Non Capital	.00	52.88	.00	6,000.00	6,000.00	6,000.00	.00
350.580.609.60070	Computer Hardware- Non Capital	11,880.26	23,866.88	.00	33,800.00	33,800.00	33,800.00	.00
350.580.609.63040	Fuel- Vehicles	.00	.00	.00	2,000.00	2,000.00	2,000.00	.00
	Commodities Totals	$17,838.42	$31,659.14	$2,850.18	$65,800.00	$65,800.00	$65,800.00	$0.00
Sub-Department **609 - Environment** Totals		$826,819.43	$909,579.25	$320,268.32	$193,088.00	$203,088.00	$178,206.00	($24,882.00)
Sub-Department **613 - Infection Prevention CL Col Proj**								
Personnel Services- Salaries & Wages								
350.580.613.40000	Salaries and Wages	40,920.56	.00	.00	.00	.00	.00	.00
	Personnel Services- Salaries & Wages Totals	$40,920.56	$0.00	$0.00	$0.00	$0.00	$0.00	$0.00
Personnel Services- Employee Benefits								
350.580.613.45000	Healthcare Contribution	10,487.39	.00	.00	.00	.00	.00	.00
350.580.613.45010	Dental Contribution	231.96	.00	.00	.00	.00	.00	.00
350.580.613.45100	FICA/SS Contribution	2,951.93	.00	.00	.00	.00	.00	.00
350.580.613.45200	IMRF Contribution	1,808.79	.00	.00	.00	.00	.00	.00
350.580.613.53010	Workers Compensation	1,792.00	.00	.00	.00	.00	.00	.00
	Personnel Services- Employee Benefits Totals	$17,272.07	$0.00	$0.00	$0.00	$0.00	$0.00	$0.00

2027 SUMMARY DRAFT SRF Submitted Level Department & Account

Budget Year 2027

G/L Account	Account Description	2024 Actual Amount	2025 Actual Amount	2026 Actual Amount	2026 Estimated Amount	2026 Amended Budget	2027 Submitted Budget	Difference
Fund	**350 - County Health**							
EXPENSE								
Department	**580 - Health**							
Sub-Department	**613 - Infection Prevention CL Col Proj**							
Contractual Services								
350.580.613.53000	Liability Insurance	1,484.00	.00	.00	.00	.00	.00	.00
350.580.613.53020	Unemployment Claims	45.00	.00	.00	.00	.00	.00	.00
	Contractual Services Totals	$1,529.00	$0.00	$0.00	$0.00	$0.00	$0.00	$0.00
Sub-Department	**613 - Infection Prevention CL Col Proj** Totals	$59,721.63	$0.00	$0.00	$0.00	$0.00	$0.00	$0.00
Sub-Department	**630 - Division of Health Promotion**							
Personnel Services- Salaries & Wages								
350.580.630.40000	Salaries and Wages	193,183.93	194,372.14	31,662.02	41,656.00	41,656.00	.00	(41,656.00)
	Personnel Services- Salaries & Wages Totals	$193,183.93	$194,372.14	$31,662.02	$41,656.00	$41,656.00	$0.00	($41,656.00)
Personnel Services- Employee Benefits								
350.580.630.45000	Healthcare Contribution	40,758.83	36,340.95	6,697.37	20,432.00	20,432.00	.00	(20,432.00)
350.580.630.45010	Dental Contribution	671.10	713.28	134.74	718.00	718.00	.00	(718.00)
350.580.630.45100	FICA/SS Contribution	14,013.85	14,240.73	2,314.44	3,187.00	3,187.00	.00	(3,187.00)
350.580.630.45200	IMRF Contribution	8,171.69	9,568.55	1,961.12	2,275.00	2,275.00	.00	(2,275.00)
350.580.630.53010	Workers Compensation	.00	.00	.00	721.00	721.00	.00	(721.00)
	Personnel Services- Employee Benefits Totals	$63,615.47	$60,863.51	$11,107.67	$27,333.00	$27,333.00	$0.00	($27,333.00)
Contractual Services								
350.580.630.50150	Contractual/Consulting Services	36,357.50	10,500.00	9,960.00	16,000.00	16,000.00	18,000.00	2,000.00
350.580.630.50340	Software Licensing Cost	342.52	.00	.00	177,360.00	177,360.00	177,360.00	.00
350.580.630.53100	Conferences and Meetings	1,054.19	466.82	.00	15,500.00	15,500.00	15,500.00	.00
350.580.630.53110	Employee Training	8,055.20	342.48	1,903.12	3,000.00	3,000.00	3,000.00	.00
350.580.630.53120	Employee Mileage Expense	1,220.99	1,014.75	.00	900.00	900.00	900.00	.00
350.580.630.53130	General Association Dues	.00	.00	.00	1,100.00	1,100.00	1,100.00	.00
	Contractual Services Totals	$47,030.40	$12,324.05	$11,863.12	$213,860.00	$213,860.00	$215,860.00	$2,000.00
Commodities								
350.580.630.60000	Office Supplies	347.69	550.00	137.62	3,000.00	3,000.00	3,000.00	.00
350.580.630.60010	Operating Supplies	1,573.92	1,217.02	.00	1,500.00	1,500.00	1,500.00	.00
350.580.630.60050	Books and Subscriptions	.00	.00	.00	200.00	200.00	200.00	.00
350.580.630.63010	Utilities- Electric	2,189.36	1,603.60	739.85	4,682.00	4,682.00	4,682.00	.00
350.580.630.64000	Telephone	17,643.00	17,643.00	.00	17,643.00	17,643.00	17,643.00	.00
	Commodities Totals	$21,753.97	$21,013.62	$877.47	$27,025.00	$27,025.00	$27,025.00	$0.00

2027 SUMMARY DRAFT SRF Submitted Level Department & Account

Budget Year 2027

G/L Account	Account Description	2024 Actual Amount	2025 Actual Amount	2026 Actual Amount	2026 Estimated Amount	2026 Amended Budget	2027 Submitted Budget	Difference
Fund	**350 - County Health**							
EXPENSE								
Department	**580 - Health**							
Sub-Department	**630 - Division of Health Promotion**							
Transfers Out								
350.580.630.99001	Transfer to General Fund 001	55,648.00	80,411.00	122,273.00	122,273.00	122,273.00	120,359.00	(1,914.00)
	Transfers Out Totals	$55,648.00	$80,411.00	$122,273.00	$122,273.00	$122,273.00	$120,359.00	($1,914.00)
Sub-Department	**630 - Division of Health Promotion** Totals	$381,231.77	$368,984.32	$177,783.28	$432,147.00	$432,147.00	$363,244.00	($68,903.00)
Sub-Department	**631 - Division of Disease Prevention**							
Personnel Services- Salaries & Wages								
350.580.631.40000	Salaries and Wages	580,914.01	644,919.60	142,121.39	.00	.00	.00	.00
	Personnel Services- Salaries & Wages Totals	$580,914.01	$644,919.60	$142,121.39	$0.00	$0.00	$0.00	$0.00
Personnel Services- Employee Benefits								
350.580.631.45000	Healthcare Contribution	101,026.12	102,463.54	22,137.94	.00	.00	.00	.00
350.580.631.45010	Dental Contribution	3,716.92	3,212.64	823.81	.00	.00	.00	.00
350.580.631.45100	FICA/SS Contribution	42,715.32	47,858.94	10,568.44	.00	.00	.00	.00
350.580.631.45200	IMRF Contribution	25,889.47	34,043.45	8,890.46	.00	.00	.00	.00
	Personnel Services- Employee Benefits Totals	$173,347.83	$187,578.57	$42,420.65	$0.00	$0.00	$0.00	$0.00
Contractual Services								
350.580.631.50150	Contractual/Consulting Services	5,948.00	5,350.00	3,450.00	83,600.00	83,600.00	83,600.00	.00
350.580.631.50340	Software Licensing Cost	.00	.00	.00	2,000.00	2,000.00	2,000.00	.00
350.580.631.50500	Lab Services	.00	.00	248.00	1,000.00	1,000.00	1,000.00	.00
350.580.631.53100	Conferences and Meetings	672.41	3,825.20	80.00	1,600.00	1,600.00	1,600.00	.00
350.580.631.53120	Employee Mileage Expense	2,148.97	1,044.39	92.22	2,000.00	2,000.00	2,000.00	.00
350.580.631.53130	General Association Dues	978.00	50.00	846.35	2,300.00	2,300.00	2,300.00	.00
	Contractual Services Totals	$9,747.38	$10,269.59	$4,716.57	$92,500.00	$92,500.00	$92,500.00	$0.00
Commodities								
350.580.631.60000	Office Supplies	978.19	10,013.62	1,476.26	4,400.00	4,400.00	4,400.00	.00
350.580.631.60010	Operating Supplies	2,232.11	337.70	596.00	4,618.00	4,618.00	4,618.00	.00
350.580.631.60050	Books and Subscriptions	.00	39.10	467.40	500.00	500.00	500.00	.00
350.580.631.60060	Computer Software- Non Capital	.00	.00	.00	72,000.00	72,000.00	72,000.00	.00
350.580.631.60250	Medical Supplies and Drugs	11,931.29	11,223.82	3,107.85	12,000.00	12,000.00	12,000.00	.00
350.580.631.63040	Fuel- Vehicles	.00	.00	.00	2,000.00	2,000.00	2,000.00	.00
350.580.631.64000	Telephone	15,073.09	15,073.00	.00	15,073.00	15,073.00	15,073.00	.00
	Commodities Totals	$30,214.68	$36,687.24	$5,647.51	$110,591.00	$110,591.00	$110,591.00	$0.00
Transfers Out								
350.580.631.99001	Transfer to General Fund 001	52,400.00	32,164.00	42,795.00	42,795.00	42,795.00	42,125.00	(670.00)
	Transfers Out Totals	$52,400.00	$32,164.00	$42,795.00	$42,795.00	$42,795.00	$42,125.00	($670.00)

2027 SUMMARY DRAFT SRF Submitted Level Department & Account

Budget Year 2027

G/L Account	Account Description	2024 Actual Amount	2025 Actual Amount	2026 Actual Amount	2026 Estimated Amount	2026 Amended Budget	2027 Submitted Budget	Difference
Fund	**350 - County Health**							
EXPENSE								
Department	**580 - Health**							
Sub-Department	**631 - Division of Disease Prevention** Totals	$846,623.90	$911,619.00	$237,701.12	$245,886.00	$245,886.00	$245,216.00	($670.00)
Sub-Department	**634 - Healthy Kids - Fox Valley Grant**							
Contractual Services								
350.580.634.53120	Employee Mileage Expense	.00	.00	.00	.00	.00	1,000.00	1,000.00
	Contractual Services Totals	$0.00	$0.00	$0.00	$0.00	$0.00	$1,000.00	$1,000.00
Commodities								
350.580.634.60010	Operating Supplies	.00	.00	.00	.00	.00	480.00	480.00
	Commodities Totals	$0.00	$0.00	$0.00	$0.00	$0.00	$480.00	$480.00
Sub-Department	**634 - Healthy Kids - Fox Valley Grant** Totals	$0.00	$0.00	$0.00	$0.00	$0.00	$1,480.00	$1,480.00
Sub-Department	**639 - Community TB Program**							
Personnel Services- Salaries & Wages								
350.580.639.40000	Salaries and Wages	51,103.39	50,966.61	30,136.60	.00	.00	.00	.00
	Personnel Services- Salaries & Wages Totals	$51,103.39	$50,966.61	$30,136.60	$0.00	$0.00	$0.00	$0.00
Personnel Services- Employee Benefits								
350.580.639.45000	Healthcare Contribution	16,018.95	16,962.78	7,268.57	.00	.00	.00	.00
350.580.639.45010	Dental Contribution	27.52	27.60	75.80	.00	.00	.00	.00
350.580.639.45100	FICA/SS Contribution	3,650.39	3,625.93	2,238.85	.00	.00	.00	.00
350.580.639.45200	IMRF Contribution	2,224.15	2,580.01	1,904.30	.00	.00	.00	.00
	Personnel Services- Employee Benefits Totals	$21,921.01	$23,196.32	$11,487.52	$0.00	$0.00	$0.00	$0.00
Contractual Services								
350.580.639.50150	Contractual/Consulting Services	26,304.16	6,211.68	20,741.00	55,500.00	55,500.00	55,500.00	.00
350.580.639.50470	X-Rays	81.00	.00	.00	1,000.00	1,000.00	1,000.00	.00
350.580.639.50500	Lab Services	5,807.80	1,985.60	2,968.00	9,000.00	9,000.00	9,000.00	.00
350.580.639.53120	Employee Mileage Expense	108.04	199.92	.00	150.00	150.00	150.00	.00
	Contractual Services Totals	$32,301.00	$8,397.20	$23,709.00	$65,650.00	$65,650.00	$65,650.00	$0.00
Commodities								
350.580.639.60010	Operating Supplies	621.09	2,231.76	89.04	1,092.00	1,092.00	1,092.00	.00
350.580.639.60250	Medical Supplies and Drugs	12,358.26	15,754.25	4,623.88	20,600.00	20,600.00	20,600.00	.00
	Commodities Totals	$12,979.35	$17,986.01	$4,712.92	$21,692.00	$21,692.00	$21,692.00	$0.00
Sub-Department	**639 - Community TB Program** Totals	$118,304.75	$100,546.14	$70,046.04	$87,342.00	$87,342.00	$87,342.00	$0.00
Sub-Department	**651 - Medical Reserve Corps Program**							
Contractual Services								
350.580.651.50150	Contractual/Consulting Services	2,867.96	.00	.00	.00	.00	.00	.00
	Contractual Services Totals	$2,867.96	$0.00	$0.00	$0.00	$0.00	$0.00	$0.00

2027 SUMMARY DRAFT SRF Submitted Level Department & Account

Budget Year 2027

G/L Account	Account Description	2024 Actual Amount	2025 Actual Amount	2026 Actual Amount	2026 Estimated Amount	2026 Amended Budget	2027 Submitted Budget	Difference
Fund	**350 - County Health**							
EXPENSE								
Department	**580 - Health**							
Sub-Department	**651 - Medical Reserve Corps Program**							
Commodities								
350.580.651.60010	Operating Supplies	2,452.37	1,427.96	.00	.00	.00	.00	.00
350.580.651.60490	Equipment < $1000	.00	300.00	.00	.00	.00	.00	.00
	Commodities Totals	$2,452.37	$1,727.96	$0.00	$0.00	$0.00	$0.00	$0.00
Sub-Department	**651 - Medical Reserve Corps Program** Totals	$5,320.33	$1,727.96	$0.00	$0.00	$0.00	$0.00	$0.00
Sub-Department	**652 - Healthiest Cities & Counties**							
Commodities								
350.580.652.60010	Operating Supplies	.00	.00	.00	.00	.00	48,700.00	48,700.00
	Commodities Totals	$0.00	$0.00	$0.00	$0.00	$0.00	$48,700.00	$48,700.00
Sub-Department	**652 - Healthiest Cities & Counties** Totals	$0.00	$0.00	$0.00	$0.00	$0.00	$48,700.00	$48,700.00
Sub-Department	**655 - Childrens Mental Hlth Initiative**							
Personnel Services- Salaries & Wages								
350.580.655.40000	Salaries and Wages	149,408.85	56,433.41	12,745.22	.00	.00	.00	.00
	Personnel Services- Salaries & Wages Totals	$149,408.85	$56,433.41	$12,745.22	$0.00	$0.00	$0.00	$0.00
Personnel Services- Employee Benefits								
350.580.655.45000	Healthcare Contribution	30,699.94	12,460.37	3,246.20	.00	.00	.00	.00
350.580.655.45010	Dental Contribution	562.05	277.72	72.32	.00	.00	.00	.00
350.580.655.45100	FICA/SS Contribution	10,936.12	4,087.16	925.99	.00	.00	.00	.00
350.580.655.45200	IMRF Contribution	6,658.76	2,914.72	778.77	.00	.00	.00	.00
	Personnel Services- Employee Benefits Totals	$48,856.87	$19,739.97	$5,023.28	$0.00	$0.00	$0.00	$0.00
Contractual Services								
350.580.655.50150	Contractual/Consulting Services	230,025.26	106,959.60	26,145.00	16,102.00	16,102.00	.00	(16,102.00)
350.580.655.53100	Conferences and Meetings	1,860.00	910.00	.00	.00	.00	.00	.00
350.580.655.53110	Employee Training	.00	.00	.00	3,023.00	3,023.00	.00	(3,023.00)
350.580.655.53120	Employee Mileage Expense	806.93	2,002.20	142.08	1,875.00	1,875.00	.00	(1,875.00)
	Contractual Services Totals	$232,692.19	$109,871.80	$26,287.08	$21,000.00	$21,000.00	$0.00	($21,000.00)
Commodities								
350.580.655.60010	Operating Supplies	19,525.16	346.00	1,487.50	4,000.00	4,000.00	.00	(4,000.00)
	Commodities Totals	$19,525.16	$346.00	$1,487.50	$4,000.00	$4,000.00	$0.00	($4,000.00)
Sub-Department	**655 - Childrens Mental Hlth Initiative** Totals	$450,483.07	$186,391.18	$45,543.08	$25,000.00	$25,000.00	$0.00	($25,000.00)

2027 SUMMARY DRAFT SRF Submitted Level Department & Account

Budget Year 2027

G/L Account	Account Description	2024 Actual Amount	2025 Actual Amount	2026 Actual Amount	2026 Estimated Amount	2026 Amended Budget	2027 Submitted Budget	Difference
Fund	**350 - County Health**							
EXPENSE								
Department	**580 - Health**							
Sub-Department	**656 - State Opioid Response(SOR) Grant**							
Personnel Services- Salaries & Wages								
350.580.656.40000	Salaries and Wages	66,766.20	80,184.06	26,708.28	.00	.00	.00	.00
	Personnel Services- Salaries & Wages Totals	$66,766.20	$80,184.06	$26,708.28	$0.00	$0.00	$0.00	$0.00
Personnel Services- Employee Benefits								
350.580.656.45000	Healthcare Contribution	10,328.47	10,608.13	4,371.85	.00	.00	.00	.00
350.580.656.45010	Dental Contribution	370.91	217.44	109.03	.00	.00	.00	.00
350.580.656.45100	FICA/SS Contribution	4,919.24	4,919.18	1,977.60	.00	.00	.00	.00
350.580.656.45200	IMRF Contribution	3,003.55	3,500.24	1,672.93	.00	.00	.00	.00
	Personnel Services- Employee Benefits Totals	$18,622.17	$19,244.99	$8,131.41	$0.00	$0.00	$0.00	$0.00
Contractual Services								
350.580.656.50150	Contractual/Consulting Services	310,526.88	502,171.77	5,979.20	306,000.00	306,000.00	305,000.00	(1,000.00)
350.580.656.53120	Employee Mileage Expense	1,010.58	1,497.36	761.17	1,650.00	1,650.00	1,654.00	4.00
	Contractual Services Totals	$311,537.46	$503,669.13	$6,740.37	$307,650.00	$307,650.00	$306,654.00	($996.00)
Commodities								
350.580.656.60010	Operating Supplies	20,037.93	33,018.45	8,416.45	19,181.00	19,181.00	18,322.00	(859.00)
	Commodities Totals	$20,037.93	$33,018.45	$8,416.45	$19,181.00	$19,181.00	$18,322.00	($859.00)
Transfers Out								
350.580.656.99001	Transfer to General Fund 001	63,740.00	.00	.00	.00	.00	.00	.00
	Transfers Out Totals	$63,740.00	$0.00	$0.00	$0.00	$0.00	$0.00	$0.00
Sub-Department	**656 - State Opioid Response(SOR) Grant** Totals	$480,703.76	$636,116.63	$49,996.51	$326,831.00	$326,831.00	$324,976.00	($1,855.00)
Sub-Department	**659 - Immunization Coverage Level**							
Personnel Services- Salaries & Wages								
350.580.659.40000	Salaries and Wages	.00	.00	.00	.00	4,478.00	.00	(4,478.00)
	Personnel Services- Salaries & Wages Totals	$0.00	$0.00	$0.00	$0.00	$4,478.00	$0.00	($4,478.00)
Personnel Services- Employee Benefits								
350.580.659.45000	Healthcare Contribution	.00	.00	.00	.00	2,044.00	.00	(2,044.00)
350.580.659.45010	Dental Contribution	.00	.00	.00	.00	72.00	.00	(72.00)
350.580.659.45100	FICA/SS Contribution	.00	.00	.00	.00	343.00	.00	(343.00)
350.580.659.45200	IMRF Contribution	.00	.00	.00	.00	245.00	.00	(245.00)
350.580.659.53010	Workers Compensation	.00	.00	.00	.00	78.00	.00	(78.00)
	Personnel Services- Employee Benefits Totals	$0.00	$0.00	$0.00	$0.00	$2,782.00	$0.00	($2,782.00)
Sub-Department	**659 - Immunization Coverage Level** Totals	$0.00	$0.00	$0.00	$0.00	$7,260.00	$0.00	($7,260.00)

2027 SUMMARY DRAFT SRF Submitted Level Department & Account

Budget Year 2027

G/L Account	Account Description	2024 Actual Amount	2025 Actual Amount	2026 Actual Amount	2026 Estimated Amount	2026 Amended Budget	2027 Submitted Budget	Difference
Fund	**350 - County Health**							
EXPENSE								
Department	**580 - Health**							
Sub-Department	**661 - LHD Overdose Surveillance & Resp**							
Contractual Services								
350.580.661.50150	Contractual/Consulting Services	8.00	.00	.00	.00	.00	.00	.00
	Contractual Services Totals	$8.00	$0.00	$0.00	$0.00	$0.00	$0.00	$0.00
Sub-Department	**661 - LHD Overdose Surveillance & Resp** Totals	$8.00	$0.00	$0.00	$0.00	$0.00	$0.00	$0.00
Sub-Department	**662 - Early Childhood Mental Health CP**							
Personnel Services- Salaries & Wages								
350.580.662.40000	Salaries and Wages	.00	.00	16,063.26	.00	.00	.00	.00
	Personnel Services- Salaries & Wages Totals	$0.00	$0.00	$16,063.26	$0.00	$0.00	$0.00	$0.00
Personnel Services- Employee Benefits								
350.580.662.45000	Healthcare Contribution	.00	.00	2,576.35	.00	.00	.00	.00
350.580.662.45010	Dental Contribution	.00	.00	57.40	.00	.00	.00	.00
350.580.662.45100	FICA/SS Contribution	.00	.00	1,204.93	.00	.00	.00	.00
350.580.662.45200	IMRF Contribution	.00	.00	1,013.74	.00	.00	.00	.00
	Personnel Services- Employee Benefits Totals	$0.00	$0.00	$4,852.42	$0.00	$0.00	$0.00	$0.00
Contractual Services								
350.580.662.53110	Employee Training	.00	375.00	.00	.00	.00	.00	.00
350.580.662.53120	Employee Mileage Expense	.00	984.90	163.53	.00	2,200.00	2,200.00	.00
	Contractual Services Totals	$0.00	$1,359.90	$163.53	$0.00	$2,200.00	$2,200.00	$0.00
Commodities								
350.580.662.60010	Operating Supplies	.00	.00	.00	.00	2,850.00	2,446.00	(404.00)
	Commodities Totals	$0.00	$0.00	$0.00	$0.00	$2,850.00	$2,446.00	($404.00)
Sub-Department	**662 - Early Childhood Mental Health CP** Totals	$0.00	$1,359.90	$21,079.21	$0.00	$5,050.00	$4,646.00	($404.00)
Sub-Department	**664 - COVID-19 Outbreak**							
Personnel Services- Salaries & Wages								
350.580.664.40000	Salaries and Wages	58,162.41	.00	.00	.00	27,299.00	.00	(27,299.00)
	Personnel Services- Salaries & Wages Totals	$58,162.41	$0.00	$0.00	$0.00	$27,299.00	$0.00	($27,299.00)
Personnel Services- Employee Benefits								
350.580.664.45000	Healthcare Contribution	5,069.69	.00	.00	.00	20,432.00	.00	(20,432.00)
350.580.664.45010	Dental Contribution	166.46	.00	.00	.00	718.00	.00	(718.00)
350.580.664.45100	FICA/SS Contribution	4,311.48	.00	.00	.00	2,090.00	.00	(2,090.00)
350.580.664.45200	IMRF Contribution	1,395.78	.00	.00	.00	1,496.00	.00	(1,496.00)
350.580.664.53010	Workers Compensation	.00	.00	.00	.00	474.00	.00	(474.00)
	Personnel Services- Employee Benefits Totals	$10,943.41	$0.00	$0.00	$0.00	$25,210.00	$0.00	($25,210.00)

2027 SUMMARY DRAFT SRF Submitted Level Department & Account

Budget Year 2027

G/L Account	Account Description	2024 Actual Amount	2025 Actual Amount	2026 Actual Amount	2026 Estimated Amount	2026 Amended Budget	2027 Submitted Budget	Difference
Fund **350 - County Health**								
EXPENSE								
Department **580 - Health**								
Sub-Department **664 - COVID-19 Outbreak**								
Contractual Services								
350.580.664.50150	Contractual/Consulting Services	18,750.00	.00	.00	.00	.00	.00	.00
350.580.664.53110	Employee Training	10,456.75	.00	.00	.00	.00	.00	.00
350.580.664.53120	Employee Mileage Expense	363.75	.00	.00	.00	.00	.00	.00
	Contractual Services Totals	$29,570.50	$0.00	$0.00	$0.00	$0.00	$0.00	$0.00
Commodities								
350.580.664.60010	Operating Supplies	804.07	.00	.00	.00	.00	.00	.00
350.580.664.60060	Computer Software- Non Capital	5,999.93	.00	.00	.00	.00	.00	.00
	Commodities Totals	$6,804.00	$0.00	$0.00	$0.00	$0.00	$0.00	$0.00
Sub-Department **664 - COVID-19 Outbreak** Totals		$105,480.32	$0.00	$0.00	$0.00	$52,509.00	$0.00	($52,509.00)
Sub-Department **667 - Covid-19 Mass Vaccination Grant**								
Personnel Services- Salaries & Wages								
350.580.667.40000	Salaries and Wages	.00	.00	.00	.00	26,868.00	.00	(26,868.00)
	Personnel Services- Salaries & Wages Totals	$0.00	$0.00	$0.00	$0.00	$26,868.00	$0.00	($26,868.00)
Personnel Services- Employee Benefits								
350.580.667.45000	Healthcare Contribution	.00	.00	.00	.00	12,260.00	.00	(12,260.00)
350.580.667.45010	Dental Contribution	.00	.00	.00	.00	431.00	.00	(431.00)
350.580.667.45100	FICA/SS Contribution	.00	.00	.00	.00	2,056.00	.00	(2,056.00)
350.580.667.45200	IMRF Contribution	.00	.00	.00	.00	1,467.00	.00	(1,467.00)
350.580.667.53010	Workers Compensation	.00	.00	.00	.00	465.00	.00	(465.00)
	Personnel Services- Employee Benefits Totals	$0.00	$0.00	$0.00	$0.00	$16,679.00	$0.00	($16,679.00)
Sub-Department **667 - Covid-19 Mass Vaccination Grant** Totals		$0.00	$0.00	$0.00	$0.00	$43,547.00	$0.00	($43,547.00)
Sub-Department **66816 - Behavioral Health Services (BHS)**								
Contractual Services								
350.580.66816.50150	Contractual/Consulting Services	500.00	.00	.00	.00	.00	.00	.00
	Contractual Services Totals	$500.00	$0.00	$0.00	$0.00	$0.00	$0.00	$0.00
Commodities								
350.580.66816.60010	Operating Supplies	.00	3,760.17	.00	.00	.00	.00	.00
	Commodities Totals	$0.00	$3,760.17	$0.00	$0.00	$0.00	$0.00	$0.00
Sub-Department **66816 - Behavioral Health Services (BHS)** Totals		$500.00	$3,760.17	$0.00	$0.00	$0.00	$0.00	$0.00

2027 SUMMARY DRAFT SRF Submitted Level Department & Account

Budget Year 2027

G/L Account	Account Description	2024 Actual Amount	2025 Actual Amount	2026 Actual Amount	2026 Estimated Amount	2026 Amended Budget	2027 Submitted Budget	Difference
Fund	**350 - County Health**							
EXPENSE								
Department	**580 - Health**							
Sub-Department	**674 - Early Childhood MH CP GEER**							
Personnel Services- Salaries & Wages								
350.580.674.40000	Salaries and Wages	210,144.42	264,050.80	19,952.43	.00	.00	.00	.00
	Personnel Services- Salaries & Wages Totals	$210,144.42	$264,050.80	$19,952.43	$0.00	$0.00	$0.00	$0.00
Personnel Services- Employee Benefits								
350.580.674.45000	Healthcare Contribution	37,564.33	58,111.91	5,477.50	.00	.00	.00	.00
350.580.674.45010	Dental Contribution	558.60	1,134.31	109.88	.00	.00	.00	.00
350.580.674.45100	FICA/SS Contribution	15,320.39	19,047.34	1,451.44	.00	.00	.00	.00
350.580.674.45200	IMRF Contribution	9,195.12	13,552.35	1,188.96	.00	.00	.00	.00
	Personnel Services- Employee Benefits Totals	$62,638.44	$91,845.91	$8,227.78	$0.00	$0.00	$0.00	$0.00
Contractual Services								
350.580.674.53100	Conferences and Meetings	316.34	.00	.00	.00	.00	.00	.00
350.580.674.53110	Employee Training	1,945.40	1,200.00	.00	.00	.00	.00	.00
350.580.674.53120	Employee Mileage Expense	4,967.89	6,549.39	1,080.42	2,200.00	2,200.00	2,200.00	.00
	Contractual Services Totals	$7,229.63	$7,749.39	$1,080.42	$2,200.00	$2,200.00	$2,200.00	$0.00
Commodities								
350.580.674.60010	Operating Supplies	4,486.24	1,441.20	.00	1,173.00	1,173.00	640.00	(533.00)
	Commodities Totals	$4,486.24	$1,441.20	$0.00	$1,173.00	$1,173.00	$640.00	($533.00)
Sub-Department	**674 - Early Childhood MH CP GEER** Totals	$284,498.73	$365,087.30	$29,260.63	$3,373.00	$3,373.00	$2,840.00	($533.00)
Sub-Department	**675 - Medical Reserve Corps-RISE**							
Commodities								
350.580.675.60010	Operating Supplies	.00	9,994.27	.00	.00	.00	.00	.00
	Commodities Totals	$0.00	$9,994.27	$0.00	$0.00	$0.00	$0.00	$0.00
Sub-Department	**675 - Medical Reserve Corps-RISE** Totals	$0.00	$9,994.27	$0.00	$0.00	$0.00	$0.00	$0.00
Sub-Department	**677 - Embedding Peers in Emerg Depts**							
Contractual Services								
350.580.677.50150	Contractual/Consulting Services	50,000.00	.00	.00	.00	.00	.00	.00
	Contractual Services Totals	$50,000.00	$0.00	$0.00	$0.00	$0.00	$0.00	$0.00
Sub-Department	**677 - Embedding Peers in Emerg Depts** Totals	$50,000.00	$0.00	$0.00	$0.00	$0.00	$0.00	$0.00
Sub-Department	**678 - Strengthening IL Pub Hlth Admin**							
Personnel Services- Salaries & Wages								
350.580.678.40000	Salaries and Wages	.00	584.00	4,424.27	4,424.00	.00	.00	.00
	Personnel Services- Salaries & Wages Totals	$0.00	$584.00	$4,424.27	$4,424.00	$0.00	$0.00	$0.00

2027 SUMMARY DRAFT SRF Submitted Level Department & Account

Budget Year 2027

G/L Account	Account Description	2024 Actual Amount	2025 Actual Amount	2026 Actual Amount	2026 Estimated Amount	2026 Amended Budget	2027 Submitted Budget	Difference
Fund	**350 - County Health**							
EXPENSE								
Department	**580 - Health**							
Sub-Department	**678 - Strengthening IL Pub Hlth Admin**							
Personnel Services- Employee Benefits								
350.580.678.45000	Healthcare Contribution	.00	.00	1,236.50	1,236.00	.00	.00	.00
350.580.678.45010	Dental Contribution	.00	.00	29.90	29.00	.00	.00	.00
350.580.678.45100	FICA/SS Contribution	.00	44.66	311.68	311.00	.00	.00	.00
350.580.678.45200	IMRF Contribution	.00	.00	251.55	251.00	.00	.00	.00
	Personnel Services- Employee Benefits Totals	$0.00	$44.66	$1,829.63	$1,827.00	$0.00	$0.00	$0.00
Contractual Services								
350.580.678.50150	Contractual/Consulting Services	.00	.00	.00	.00	.00	140,632.00	140,632.00
350.580.678.53110	Employee Training	.00	8,325.00	598.00	199.00	.00	16,154.00	16,154.00
350.580.678.53120	Employee Mileage Expense	.00	1,748.09	356.13	356.00	.00	9,231.00	9,231.00
350.580.678.55050	Grant Services	5,149.77	13,547.91	.00	.00	.00	.00	.00
	Contractual Services Totals	$5,149.77	$23,621.00	$954.13	$555.00	$0.00	$166,017.00	$166,017.00
Commodities								
350.580.678.60010	Operating Supplies	.00	.00	24,305.00	.00	.00	23,484.00	23,484.00
	Commodities Totals	$0.00	$0.00	$24,305.00	$0.00	$0.00	$23,484.00	$23,484.00
Sub-Department	**678 - Strengthening IL Pub Hlth Admin** Totals	$5,149.77	$24,249.66	$31,513.03	$6,806.00	$0.00	$189,501.00	$189,501.00
Sub-Department	**679 - Community Lead Program**							
Personnel Services- Salaries & Wages								
350.580.679.40000	Salaries and Wages	104,920.75	67,341.19	30,217.43	.00	.00	.00	.00
	Personnel Services- Salaries & Wages Totals	$104,920.75	$67,341.19	$30,217.43	$0.00	$0.00	$0.00	$0.00
Personnel Services- Employee Benefits								
350.580.679.45000	Healthcare Contribution	1,087.33	1,172.94	1,445.26	.00	.00	.00	.00
350.580.679.45010	Dental Contribution	27.52	27.60	52.82	.00	.00	.00	.00
350.580.679.45100	FICA/SS Contribution	8,002.32	5,126.32	2,276.43	.00	.00	.00	.00
350.580.679.45200	IMRF Contribution	4,595.52	3,647.50	1,932.28	.00	.00	.00	.00
	Personnel Services- Employee Benefits Totals	$13,712.69	$9,974.36	$5,706.79	$0.00	$0.00	$0.00	$0.00
Contractual Services								
350.580.679.53120	Employee Mileage Expense	99.07	.00	34.15	400.00	400.00	.00	(400.00)
	Contractual Services Totals	$99.07	$0.00	$34.15	$400.00	$400.00	$0.00	($400.00)
Commodities								
350.580.679.60010	Operating Supplies	3,003.93	1,601.70	82.02	2,850.00	2,850.00	.00	(2,850.00)
	Commodities Totals	$3,003.93	$1,601.70	$82.02	$2,850.00	$2,850.00	$0.00	($2,850.00)
Sub-Department	**679 - Community Lead Program** Totals	$121,736.44	$78,917.25	$36,040.39	$3,250.00	$3,250.00	$0.00	($3,250.00)

2027 SUMMARY DRAFT SRF Submitted Level Department & Account

Budget Year 2027

G/L Account	Account Description	2024 Actual Amount	2025 Actual Amount	2026 Actual Amount	2026 Estimated Amount	2026 Amended Budget	2027 Submitted Budget	Difference
Fund	**350 - County Health**							
EXPENSE								
Department	**580 - Health**							
Sub-Department	**696 - Greater IL Violence Prevention**							
Personnel Services- Salaries & Wages								
350.580.696.40000	Salaries and Wages	47,549.90	2,867.26	228.00	228.00	.00	.00	.00
	Personnel Services- Salaries & Wages Totals	$47,549.90	$2,867.26	$228.00	$228.00	$0.00	$0.00	$0.00
Personnel Services- Employee Benefits								
350.580.696.45100	FICA/SS Contribution	3,637.56	219.33	17.45	17.00	.00	.00	.00
350.580.696.45200	IMRF Contribution	2,220.08	126.31	.00	.00	.00	.00	.00
	Personnel Services- Employee Benefits Totals	$5,857.64	$345.64	$17.45	$17.00	$0.00	$0.00	$0.00
Contractual Services								
350.580.696.50150	Contractual/Consulting Services	17,281.79	.00	.00	.00	.00	.00	.00
350.580.696.53110	Employee Training	.00	.00	.00	.00	.00	1,000.00	1,000.00
350.580.696.53120	Employee Mileage Expense	146.33	.00	.00	.00	.00	550.00	550.00
	Contractual Services Totals	$17,428.12	$0.00	$0.00	$0.00	$0.00	$1,550.00	$1,550.00
Commodities								
350.580.696.60010	Operating Supplies	.00	790.00	.00	.00	.00	6,873.00	6,873.00
	Commodities Totals	$0.00	$790.00	$0.00	$0.00	$0.00	$6,873.00	$6,873.00
Sub-Department	**696 - Greater IL Violence Prevention** Totals	$70,835.66	$4,002.90	$245.45	$245.00	$0.00	$8,423.00	$8,423.00
Sub-Department	**697 - COVID-19 Vaccination Grant**							
Personnel Services- Salaries & Wages								
350.580.697.40000	Salaries and Wages	.00	.00	5,842.39	.00	.00	.00	.00
	Personnel Services- Salaries & Wages Totals	$0.00	$0.00	$5,842.39	$0.00	$0.00	$0.00	$0.00
Personnel Services- Employee Benefits								
350.580.697.45000	Healthcare Contribution	.00	.00	833.45	.00	.00	.00	.00
350.580.697.45010	Dental Contribution	.00	.00	19.50	.00	.00	.00	.00
350.580.697.45100	FICA/SS Contribution	.00	.00	429.04	.00	.00	.00	.00
350.580.697.45200	IMRF Contribution	.00	.00	366.79	.00	.00	.00	.00
	Personnel Services- Employee Benefits Totals	$0.00	$0.00	$1,648.78	$0.00	$0.00	$0.00	$0.00
Commodities								
350.580.697.60010	Operating Supplies	679.07	.00	.00	.00	.00	.00	.00
	Commodities Totals	$679.07	$0.00	$0.00	$0.00	$0.00	$0.00	$0.00
Sub-Department	**697 - COVID-19 Vaccination Grant** Totals	$679.07	$0.00	$7,491.17	$0.00	$0.00	$0.00	$0.00

2027 SUMMARY DRAFT SRF Submitted Level Department & Account

Budget Year 2027

G/L Account	Account Description	2024 Actual Amount	2025 Actual Amount	2026 Actual Amount	2026 Estimated Amount	2026 Amended Budget	2027 Submitted Budget	Difference
Fund	**350 - County Health**							
EXPENSE								
Department	**580 - Health**							
Sub-Department	**699 - Firearm Safe Storage (FASS)**							
Contractual Services								
350.580.699.53110	Employee Training	.00	.00	.00	.00	5,000.00	5,000.00	.00
350.580.699.53120	Employee Mileage Expense	.00	177.38	124.56	.00	1,200.00	1,200.00	.00
	Contractual Services Totals	$0.00	$177.38	$124.56	$0.00	$6,200.00	$6,200.00	$0.00
Commodities								
350.580.699.60010	Operating Supplies	3,398.70	39,014.35	12,769.15	.00	42,500.00	42,500.00	.00
	Commodities Totals	$3,398.70	$39,014.35	$12,769.15	$0.00	$42,500.00	$42,500.00	$0.00
Sub-Department	**699 - Firearm Safe Storage (FASS)** Totals	$3,398.70	$39,191.73	$12,893.71	$0.00	$48,700.00	$48,700.00	$0.00
Sub-Department	**700 - Respiratory Surveil & Outbreak**							
Personnel Services- Salaries & Wages								
350.580.700.40000	Salaries and Wages	52,804.88	131,134.05	39,449.50	.00	.00	.00	.00
	Personnel Services- Salaries & Wages Totals	$52,804.88	$131,134.05	$39,449.50	$0.00	$0.00	$0.00	$0.00
Personnel Services- Employee Benefits								
350.580.700.45000	Healthcare Contribution	8,101.20	24,833.01	5,346.66	.00	.00	.00	.00
350.580.700.45010	Dental Contribution	202.88	599.64	127.97	.00	.00	.00	.00
350.580.700.45100	FICA/SS Contribution	3,877.88	9,597.73	2,935.95	.00	.00	.00	.00
350.580.700.45200	IMRF Contribution	2,321.69	6,824.00	2,475.93	.00	.00	.00	.00
350.580.700.53010	Workers Compensation	9,580.00	.00	.00	.00	.00	.00	.00
	Personnel Services- Employee Benefits Totals	$24,083.65	$41,854.38	$10,886.51	$0.00	$0.00	$0.00	$0.00
Contractual Services								
350.580.700.53000	Liability Insurance	13,922.00	.00	.00	.00	.00	.00	.00
350.580.700.53020	Unemployment Claims	224.00	.00	.00	.00	.00	.00	.00
350.580.700.53100	Conferences and Meetings	206.00	.00	.00	.00	.00	.00	.00
350.580.700.53110	Employee Training	325.00	4,754.45	7,186.63	.00	.00	.00	.00
350.580.700.53120	Employee Mileage Expense	57.11	296.15	124.11	.00	.00	.00	.00
	Contractual Services Totals	$14,734.11	$5,050.60	$7,310.74	$0.00	$0.00	$0.00	$0.00
Commodities								
350.580.700.60010	Operating Supplies	.00	.00	8,414.45	.00	.00	.00	.00
	Commodities Totals	$0.00	$0.00	$8,414.45	$0.00	$0.00	$0.00	$0.00
Sub-Department	**700 - Respiratory Surveil & Outbreak** Totals	$91,622.64	$178,039.03	$66,061.20	$0.00	$0.00	$0.00	$0.00
Sub-Department	**701 - Chaddock-Early Childhood MH Cons**							
Personnel Services- Salaries & Wages								
350.580.701.40000	Salaries and Wages	.00	.00	15,303.78	.00	.00	.00	.00
	Personnel Services- Salaries & Wages Totals	$0.00	$0.00	$15,303.78	$0.00	$0.00	$0.00	$0.00

2027 SUMMARY DRAFT SRF Submitted Level Department & Account

Budget Year 2027

G/L Account	Account Description	2024 Actual Amount	2025 Actual Amount	2026 Actual Amount	2026 Estimated Amount	2026 Amended Budget	2027 Submitted Budget	Difference
Fund	**350 - County Health**							
EXPENSE								
Department	**580 - Health**							
Sub-Department	**701 - Chaddock-Early Childhood MH Cons**							
Personnel Services- Employee Benefits								
350.580.701.45000	Healthcare Contribution	.00	.00	3,052.35	.00	.00	.00	.00
350.580.701.45010	Dental Contribution	.00	.00	62.10	.00	.00	.00	.00
350.580.701.45100	FICA/SS Contribution	.00	.00	1,119.88	.00	.00	.00	.00
350.580.701.45200	IMRF Contribution	.00	.00	957.38	.00	.00	.00	.00
	Personnel Services- Employee Benefits Totals	$0.00	$0.00	$5,191.71	$0.00	$0.00	$0.00	$0.00
Contractual Services								
350.580.701.53110	Employee Training	.00	.00	.00	.00	2,000.00	2,000.00	.00
350.580.701.53120	Employee Mileage Expense	.00	1,591.21	578.44	.00	2,000.00	2,000.00	.00
	Contractual Services Totals	$0.00	$1,591.21	$578.44	$0.00	$4,000.00	$4,000.00	$0.00
Commodities								
350.580.701.60010	Operating Supplies	.00	.00	1,525.48	.00	2,357.00	2,357.00	.00
	Commodities Totals	$0.00	$0.00	$1,525.48	$0.00	$2,357.00	$2,357.00	$0.00
Sub-Department	**701 - Chaddock-Early Childhood MH Cons** Totals	$0.00	$1,591.21	$22,599.41	$0.00	$6,357.00	$6,357.00	$0.00
Sub-Department	**702 - Family-Run Organization (FRO)**							
Contractual Services								
350.580.702.50150	Contractual/Consulting Services	.00	30,568.70	70,560.34	.00	119,500.00	119,500.00	.00
350.580.702.53120	Employee Mileage Expense	.00	.00	163.85	.00	.00	.00	.00
	Contractual Services Totals	$0.00	$30,568.70	$70,724.19	$0.00	$119,500.00	$119,500.00	$0.00
Commodities								
350.580.702.60010	Operating Supplies	.00	45.00	370.00	.00	1,325.00	1,325.00	.00
	Commodities Totals	$0.00	$45.00	$370.00	$0.00	$1,325.00	$1,325.00	$0.00
Sub-Department	**702 - Family-Run Organization (FRO)** Totals	$0.00	$30,613.70	$71,094.19	$0.00	$120,825.00	$120,825.00	$0.00
Sub-Department	**703 - Project Firstline Tools**							
Contractual Services								
350.580.703.53110	Employee Training	177.75	14,591.47	.00	.00	.00	.00	.00
350.580.703.53120	Employee Mileage Expense	.00	429.95	.00	.00	.00	.00	.00
	Contractual Services Totals	$177.75	$15,021.42	$0.00	$0.00	$0.00	$0.00	$0.00
Commodities								
350.580.703.60010	Operating Supplies	.00	15,096.55	.00	.00	.00	.00	.00
	Commodities Totals	$0.00	$15,096.55	$0.00	$0.00	$0.00	$0.00	$0.00
Sub-Department	**703 - Project Firstline Tools** Totals	$177.75	$30,117.97	$0.00	$0.00	$0.00	$0.00	$0.00

2027 SUMMARY DRAFT SRF Submitted Level Department & Account

Budget Year 2027

G/L Account	Account Description	2024 Actual Amount	2025 Actual Amount	2026 Actual Amount	2026 Estimated Amount	2026 Amended Budget	2027 Submitted Budget	Difference
Fund	**350 - County Health**							
EXPENSE								
Department	**580 - Health**							
Sub-Department	**704 - Childhood Mental Health CHDK-Fam**							
Personnel Services- Salaries & Wages								
350.580.704.40000	Salaries and Wages	.00	.00	17,025.24	.00	.00	.00	.00
	Personnel Services- Salaries & Wages Totals	$0.00	$0.00	$17,025.24	$0.00	$0.00	$0.00	$0.00
Personnel Services- Employee Benefits								
350.580.704.45000	Healthcare Contribution	.00	.00	1,674.40	.00	.00	.00	.00
350.580.704.45010	Dental Contribution	.00	.00	57.40	.00	.00	.00	.00
350.580.704.45100	FICA/SS Contribution	.00	.00	1,266.78	.00	.00	.00	.00
350.580.704.45200	IMRF Contribution	.00	.00	1,075.09	.00	.00	.00	.00
	Personnel Services- Employee Benefits Totals	$0.00	$0.00	$4,073.67	$0.00	$0.00	$0.00	$0.00
Contractual Services								
350.580.704.53110	Employee Training	.00	760.00	.00	1,000.00	1,000.00	.00	(1,000.00)
350.580.704.53120	Employee Mileage Expense	.00	638.90	721.93	2,000.00	2,000.00	2,000.00	.00
	Contractual Services Totals	$0.00	$1,398.90	$721.93	$3,000.00	$3,000.00	$2,000.00	($1,000.00)
Commodities								
350.580.704.60010	Operating Supplies	.00	.00	.00	1,031.00	1,031.00	2,020.00	989.00
	Commodities Totals	$0.00	$0.00	$0.00	$1,031.00	$1,031.00	$2,020.00	$989.00
Sub-Department	**704 - Childhood Mental Health CHDK-Fam** Totals	$0.00	$1,398.90	$21,820.84	$4,031.00	$4,031.00	$4,020.00	($11.00)
Sub-Department	**706 - Reimagine PSA Comm Convener**							
Personnel Services- Salaries & Wages								
350.580.706.40000	Salaries and Wages	.00	19,110.00	21,528.96	.00	.00	.00	.00
	Personnel Services- Salaries & Wages Totals	$0.00	$19,110.00	$21,528.96	$0.00	$0.00	$0.00	$0.00
Personnel Services- Employee Benefits								
350.580.706.45000	Healthcare Contribution	.00	3,606.89	4,474.07	.00	.00	.00	.00
350.580.706.45010	Dental Contribution	.00	80.36	120.58	.00	.00	.00	.00
350.580.706.45100	FICA/SS Contribution	.00	1,397.33	1,573.43	.00	.00	.00	.00
350.580.706.45200	IMRF Contribution	.00	997.34	1,335.96	.00	.00	.00	.00
	Personnel Services- Employee Benefits Totals	$0.00	$6,081.92	$7,504.04	$0.00	$0.00	$0.00	$0.00
Contractual Services								
350.580.706.53110	Employee Training	.00	.00	700.00	750.00	750.00	750.00	.00
350.580.706.53120	Employee Mileage Expense	.00	101.56	80.48	413.00	413.00	413.00	.00
	Contractual Services Totals	$0.00	$101.56	$780.48	$1,163.00	$1,163.00	$1,163.00	$0.00
Commodities								
350.580.706.60010	Operating Supplies	.00	5,913.60	1,000.00	7,253.00	7,253.00	7,253.00	.00
	Commodities Totals	$0.00	$5,913.60	$1,000.00	$7,253.00	$7,253.00	$7,253.00	$0.00
Sub-Department	**706 - Reimagine PSA Comm Convener** Totals	$0.00	$31,207.08	$30,813.48	$8,416.00	$8,416.00	$8,416.00	$0.00

2027 SUMMARY DRAFT SRF Submitted Level Department & Account

Budget Year 2027

G/L Account	Account Description	2024 Actual Amount	2025 Actual Amount	2026 Actual Amount	2026 Estimated Amount	2026 Amended Budget	2027 Submitted Budget	Difference
Fund **350 - County Health**								
EXPENSE								
Department **580 - Health**								
Sub-Department **707 - Tuberculosis Prevention**								
Personnel Services- Salaries & Wages								
350.580.707.40000	Salaries and Wages	.00	.00	3,695.64	.00	.00	.00	.00
	Personnel Services- Salaries & Wages Totals	$0.00	$0.00	$3,695.64	$0.00	$0.00	$0.00	$0.00
Personnel Services- Employee Benefits								
350.580.707.45000	Healthcare Contribution	.00	.00	1,521.80	.00	.00	.00	.00
350.580.707.45100	FICA/SS Contribution	.00	.00	258.89	.00	.00	.00	.00
350.580.707.45200	IMRF Contribution	.00	.00	221.31	.00	.00	.00	.00
	Personnel Services- Employee Benefits Totals	$0.00	$0.00	$2,002.00	$0.00	$0.00	$0.00	$0.00
Commodities								
350.580.707.60010	Operating Supplies	.00	.00	213.49	263.00	263.00	263.00	.00
	Commodities Totals	$0.00	$0.00	$213.49	$263.00	$263.00	$263.00	$0.00
	Sub-Department **707 - Tuberculosis Prevention** Totals	$0.00	$0.00	$5,911.13	$263.00	$263.00	$263.00	$0.00
	Department **580 - Health** Totals	$10,673,223.41	$8,176,496.53	$4,744,962.35	$10,701,882.00	$10,579,681.00	$10,639,821.00	$60,140.00
	EXPENSE TOTALS	$10,673,223.41	$8,176,496.53	$4,744,962.35	$10,701,882.00	$10,579,681.00	$10,639,821.00	$60,140.00
	Fund **350 - County Health** Totals							
	REVENUE TOTALS	$8,215,854.02	$7,498,105.78	$4,337,082.86	$10,701,882.00	$10,579,681.00	$10,639,821.00	$60,140.00
	EXPENSE TOTALS	$10,673,223.41	$8,176,496.53	$4,744,962.35	$10,701,882.00	$10,579,681.00	$10,639,821.00	$60,140.00
	Fund **350 - County Health** Totals	($2,457,369.39)	($678,390.75)	($407,879.49)	$0.00	$0.00	$0.00	$0.00
Fund **351 - Kane Kares**								
REVENUE								
Department **580 - Health**								
Sub-Department **000 - Revenues**								
Grants								
351.580.000.32760	Kane Kares- ISBE Grant	247,785.30	265,344.00	135,550.00	303,378.00	303,378.00	.00	(303,378.00)
351.580.000.33640	MIECHVP Grant	106,898.88	107,760.72	43,029.50	120,076.00	120,076.00	.00	(120,076.00)
	Grants Totals	$354,684.18	$373,104.72	$178,579.50	$423,454.00	$423,454.00	$0.00	($423,454.00)
Interest Revenue								
351.580.000.38000	Investment Income	37,337.68	47,460.96	14,651.75	14,123.00	14,123.00	17,088.00	2,965.00
	Interest Revenue Totals	$37,337.68	$47,460.96	$14,651.75	$14,123.00	$14,123.00	$17,088.00	$2,965.00
Other								
351.580.000.38900	Miscellaneous Other	5,999.10	20.00	.00	.00	.00	.00	.00
351.580.000.39900	Fund Balance Utilization	.00	.00	.00	73,057.00	68,450.00	13,139.00	(55,311.00)
	Other Totals	$5,999.10	$20.00	$0.00	$73,057.00	$68,450.00	$13,139.00	($55,311.00)

2027 SUMMARY DRAFT SRF Submitted Level Department & Account

Budget Year 2027

G/L Account	Account Description	2024 Actual Amount	2025 Actual Amount	2026 Actual Amount	2026 Estimated Amount	2026 Amended Budget	2027 Submitted Budget	Difference
Fund **351 - Kane Kares**								
REVENUE								
Department **580 - Health**								
Sub-Department **000 - Revenues**								
Transfers In								
351.580.000.39120	Transfer from Grand Victoria Casino Elgin Fund 120	213,229.00	213,229.00	213,229.00	213,229.00	213,229.00	213,229.00	.00
	Transfers In Totals	$213,229.00	$213,229.00	$213,229.00	$213,229.00	$213,229.00	$213,229.00	$0.00
	Sub-Department **000 - Revenues** Totals	$611,249.96	$633,814.68	$406,460.25	$723,863.00	$719,256.00	$243,456.00	($475,800.00)
Sub-Department **642 - Early Childhood Block Grant**								
Grants								
351.580.642.33902	Grants - State Government	.00	.00	.00	.00	.00	325,325.00	325,325.00
	Grants Totals	$0.00	$0.00	$0.00	$0.00	$0.00	$325,325.00	$325,325.00
Sub-Department **642 - Early Childhood Block Grant** Totals		$0.00	$0.00	$0.00	$0.00	$0.00	$325,325.00	$325,325.00
Sub-Department **644 - Maternal Infant Early Childhood**								
Grants								
351.580.644.33903	Grants - Federal Government	.00	.00	.00	.00	.00	132,417.00	132,417.00
	Grants Totals	$0.00	$0.00	$0.00	$0.00	$0.00	$132,417.00	$132,417.00
	Sub-Department **644 - Maternal Infant Early Childhood** Totals	$0.00	$0.00	$0.00	$0.00	$0.00	$132,417.00	$132,417.00
	Department **580 - Health** Totals	$611,249.96	$633,814.68	$406,460.25	$723,863.00	$719,256.00	$701,198.00	($18,058.00)
	REVENUE TOTALS	$611,249.96	$633,814.68	$406,460.25	$723,863.00	$719,256.00	$701,198.00	($18,058.00)
EXPENSE								
Department **580 - Health**								
Sub-Department **640 - Kane Kares**								
Personnel Services- Salaries & Wages								
351.580.640.40000	Salaries and Wages	.00	.00	.00	.00	.00	10,409.00	10,409.00
	Personnel Services- Salaries & Wages Totals	$0.00	$0.00	$0.00	$0.00	$0.00	$10,409.00	$10,409.00
Personnel Services- Employee Benefits								
351.580.640.45100	FICA/SS Contribution	.00	.00	.00	.00	.00	797.00	797.00
351.580.640.45200	IMRF Contribution	.00	.00	.00	.00	.00	573.00	573.00
351.580.640.53010	Workers Compensation	7,227.00	6,817.00	.00	.00	.00	190.00	190.00
	Personnel Services- Employee Benefits Totals	$7,227.00	$6,817.00	$0.00	$0.00	$0.00	$1,560.00	$1,560.00
Contractual Services								
351.580.640.50150	Contractual/Consulting Services	5,553.66	.00	.00	439,197.00	439,197.00	.00	(439,197.00)
351.580.640.52180	Building Space Rental	.00	.00	.00	3,668.00	3,668.00	.00	(3,668.00)
351.580.640.53000	Liability Insurance	9,506.00	49.00	.00	.00	.00	375.00	375.00

2027 SUMMARY DRAFT SRF Submitted Level Department & Account

Budget Year 2027

G/L Account	Account Description	2024 Actual Amount	2025 Actual Amount	2026 Actual Amount	2026 Estimated Amount	2026 Amended Budget	2027 Submitted Budget	Difference
Fund **351 - Kane Kares**								
EXPENSE								
Department **580 - Health**								
Sub-Department **640 - Kane Kares**								
Contractual Services								
351.580.640.53020	Unemployment Claims	130.00	.00	.00	.00	.00	7.00	7.00
	Contractual Services Totals	$15,189.66	$49.00	$0.00	$442,865.00	$442,865.00	$382.00	($442,483.00)
Commodities								
351.580.640.60010	Operating Supplies	.00	2,325.38	.00	.00	.00	.00	.00
	Commodities Totals	$0.00	$2,325.38	$0.00	$0.00	$0.00	$0.00	$0.00
Transfers Out								
351.580.640.99001	Transfer to General Fund 001	18,124.00	17,708.00	19,086.00	19,086.00	19,086.00	.00	(19,086.00)
	Transfers Out Totals	$18,124.00	$17,708.00	$19,086.00	$19,086.00	$19,086.00	$0.00	($19,086.00)
	Sub-Department **640 - Kane Kares** Totals	$40,540.66	$26,899.38	$19,086.00	$461,951.00	$461,951.00	$12,351.00	($449,600.00)
Sub-Department **642 - Early Childhood Block Grant**								
Services								
351.580.642.45007	Healthcare Contribution Budget Increase	.00	.00	.00	.00	.00	3,369.00	3,369.00
351.580.642.45017	Dental Contribution Budget Increase	.00	.00	.00	.00	.00	108.00	108.00
	Services Totals	$0.00	$0.00	$0.00	$0.00	$0.00	$3,477.00	$3,477.00
Personnel Services- Salaries & Wages								
351.580.642.40000	Salaries and Wages	183,933.60	200,733.37	36,733.08	.00	.00	183,913.00	183,913.00
	Personnel Services- Salaries & Wages Totals	$183,933.60	$200,733.37	$36,733.08	$0.00	$0.00	$183,913.00	$183,913.00
Personnel Services- Employee Benefits								
351.580.642.45000	Healthcare Contribution	44,381.41	37,867.63	6,078.30	.00	.00	22,459.00	22,459.00
351.580.642.45010	Dental Contribution	822.22	824.64	206.16	.00	.00	718.00	718.00
351.580.642.45100	FICA/SS Contribution	13,598.37	14,886.39	2,716.55	.00	.00	14,073.00	14,073.00
351.580.642.45200	IMRF Contribution	8,261.78	10,584.73	2,427.57	.00	.00	10,117.00	10,117.00
351.580.642.53010	Workers Compensation	.00	.00	.00	.00	.00	3,349.00	3,349.00
	Personnel Services- Employee Benefits Totals	$67,063.78	$64,163.39	$11,428.58	$0.00	$0.00	$50,716.00	$50,716.00
Contractual Services								
351.580.642.50150	Contractual/Consulting Services	.00	.00	.00	.00	.00	68,566.00	68,566.00
351.580.642.53000	Liability Insurance	.00	.00	.00	.00	.00	6,621.00	6,621.00
351.580.642.53020	Unemployment Claims	.00	.00	.00	.00	.00	111.00	111.00
351.580.642.53110	Employee Training	3,776.52	4,778.37	1,191.31	9,000.00	9,000.00	9,000.00	.00
351.580.642.53120	Employee Mileage Expense	2,582.55	1,674.19	1,000.56	4,500.00	4,500.00	4,500.00	.00
	Contractual Services Totals	$6,359.07	$6,452.56	$2,191.87	$13,500.00	$13,500.00	$88,798.00	$75,298.00
Commodities								
351.580.642.60010	Operating Supplies	4,126.05	12,923.20	3,414.92	8,635.00	8,635.00	7,387.00	(1,248.00)
	Commodities Totals	$4,126.05	$12,923.20	$3,414.92	$8,635.00	$8,635.00	$7,387.00	($1,248.00)

2027 SUMMARY DRAFT SRF Submitted Level Department & Account

Budget Year 2027

G/L Account	Account Description	2024 Actual Amount	2025 Actual Amount	2026 Actual Amount	2026 Estimated Amount	2026 Amended Budget	2027 Submitted Budget	Difference
Fund	**351 - Kane Kares**							
EXPENSE								
Department	**580 - Health**							
Sub-Department	**642 - Early Childhood Block Grant** Totals	$261,482.50	$284,272.52	$53,768.45	$22,135.00	$22,135.00	$334,291.00	$312,156.00
Sub-Department	**644 - Maternal Infant Early Childhood**							
Services								
351.580.644.45007	Healthcare Contribution Budget Increase	.00	.00	.00	.00	.00	3,193.00	3,193.00
351.580.644.45017	Dental Contribution Budget Increase	.00	.00	.00	.00	.00	108.00	108.00
	Services Totals	$0.00	$0.00	$0.00	$0.00	$0.00	$3,301.00	$3,301.00
Personnel Services- Salaries & Wages								
351.580.644.40000	Salaries and Wages	53,957.69	59,596.16	15,622.81	.00	.00	54,991.00	54,991.00
	Personnel Services- Salaries & Wages Totals	$53,957.69	$59,596.16	$15,622.81	$0.00	$0.00	$54,991.00	$54,991.00
Personnel Services- Employee Benefits								
351.580.644.45000	Healthcare Contribution	18,334.05	22,618.58	5,619.97	.00	.00	21,285.00	21,285.00
351.580.644.45010	Dental Contribution	331.90	756.08	196.62	.00	.00	718.00	718.00
351.580.644.45100	FICA/SS Contribution	3,808.47	4,215.76	1,117.94	.00	.00	4,208.00	4,208.00
351.580.644.45200	IMRF Contribution	2,325.05	2,998.70	942.98	.00	.00	3,025.00	3,025.00
351.580.644.53010	Workers Compensation	.00	.00	.00	.00	.00	1,001.00	1,001.00
	Personnel Services- Employee Benefits Totals	$24,799.47	$30,589.12	$7,877.51	$0.00	$0.00	$30,237.00	$30,237.00
Contractual Services								
351.580.644.50150	Contractual/Consulting Services	16,457.50	14,120.00	8,020.00	19,320.00	19,320.00	42,277.00	22,957.00
351.580.644.53000	Liability Insurance	.00	.00	.00	.00	.00	1,980.00	1,980.00
351.580.644.53020	Unemployment Claims	.00	.00	.00	.00	.00	33.00	33.00
351.580.644.53110	Employee Training	161.90	498.00	234.72	500.00	500.00	750.00	250.00
351.580.644.53120	Employee Mileage Expense	679.95	552.43	88.46	420.00	420.00	420.00	.00
	Contractual Services Totals	$17,299.35	$15,170.43	$8,343.18	$20,240.00	$20,240.00	$45,460.00	$25,220.00
Commodities								
351.580.644.60010	Operating Supplies	2,807.61	5,925.91	.00	1,701.00	1,701.00	3,070.00	1,369.00
	Commodities Totals	$2,807.61	$5,925.91	$0.00	$1,701.00	$1,701.00	$3,070.00	$1,369.00
Sub-Department	**644 - Maternal Infant Early Childhood** Totals	$98,864.12	$111,281.62	$31,843.50	$21,941.00	$21,941.00	$137,059.00	$115,118.00
Sub-Department	**646 - Riverboat- Kane Kares**							
Services								
351.580.646.45007	Healthcare Contribution Budget Increase	.00	.00	.00	.00	.00	3,653.00	3,653.00
351.580.646.45017	Dental Contribution Budget Increase	.00	.00	.00	.00	.00	108.00	108.00
	Services Totals	$0.00	$0.00	$0.00	$0.00	$0.00	$3,761.00	$3,761.00
Personnel Services- Salaries & Wages								
351.580.646.40000	Salaries and Wages	77,899.18	78,955.35	20,484.51	.00	.00	140,630.00	140,630.00
	Personnel Services- Salaries & Wages Totals	$77,899.18	$78,955.35	$20,484.51	$0.00	$0.00	$140,630.00	$140,630.00

2027 SUMMARY DRAFT SRF Submitted Level Department & Account

Budget Year 2027

G/L Account	Account Description	2024 Actual Amount	2025 Actual Amount	2026 Actual Amount	2026 Estimated Amount	2026 Amended Budget	2027 Submitted Budget	Difference
Fund **351 - Kane Kares**								
EXPENSE								
Department **580 - Health**								
Sub-Department **646 - Riverboat- Kane Kares**								
Personnel Services- Employee Benefits								
351.580.646.45000	Healthcare Contribution	22,570.71	24,275.48	6,087.18	.00	.00	24,349.00	24,349.00
351.580.646.45010	Dental Contribution	715.01	717.12	179.28	.00	.00	718.00	718.00
351.580.646.45100	FICA/SS Contribution	5,562.90	5,625.79	1,473.40	.00	.00	10,760.00	10,760.00
351.580.646.45200	IMRF Contribution	3,346.31	4,001.63	1,242.73	.00	.00	7,736.00	7,736.00
351.580.646.53010	Workers Compensation	.00	.00	.00	.00	.00	2,560.00	2,560.00
	Personnel Services- Employee Benefits Totals	$32,194.93	$34,620.02	$8,982.59	$0.00	$0.00	$46,123.00	$46,123.00
Contractual Services								
351.580.646.50150	Contractual/Consulting Services	23,850.00	.00	3,624.00	206,385.00	206,385.00	18,620.00	(187,765.00)
351.580.646.52180	Building Space Rental	25,494.15	26,186.16	8,518.49	8,573.00	4,169.00	.00	(4,169.00)
351.580.646.53000	Liability Insurance	.00	.00	.00	.00	.00	5,063.00	5,063.00
351.580.646.53020	Unemployment Claims	.00	.00	.00	.00	.00	85.00	85.00
351.580.646.53110	Employee Training	7,719.00	5,791.55	10.00	1,772.00	1,772.00	1,900.00	128.00
351.580.646.53120	Employee Mileage Expense	752.73	333.28	116.58	500.00	500.00	500.00	.00
	Contractual Services Totals	$57,815.88	$32,310.99	$12,269.07	$217,230.00	$212,826.00	$26,168.00	($186,658.00)
Commodities								
351.580.646.60010	Operating Supplies	1,916.86	29,309.81	606.63	606.00	403.00	815.00	412.00
	Commodities Totals	$1,916.86	$29,309.81	$606.63	$606.00	$403.00	$815.00	$412.00
Sub-Department **646 - Riverboat- Kane Kares** Totals		$169,826.85	$175,196.17	$42,342.80	$217,836.00	$213,229.00	$217,497.00	$4,268.00
Department **580 - Health** Totals		$570,714.13	$597,649.69	$147,040.75	$723,863.00	$719,256.00	$701,198.00	($18,058.00)
EXPENSE TOTALS		$570,714.13	$597,649.69	$147,040.75	$723,863.00	$719,256.00	$701,198.00	($18,058.00)
Fund **351 - Kane Kares** Totals								
REVENUE TOTALS		$611,249.96	$633,814.68	$406,460.25	$723,863.00	$719,256.00	$701,198.00	($18,058.00)
EXPENSE TOTALS		$570,714.13	$597,649.69	$147,040.75	$723,863.00	$719,256.00	$701,198.00	($18,058.00)
Fund **351 - Kane Kares** Totals		$40,535.83	$36,164.99	$259,419.50	$0.00	$0.00	$0.00	$0.00

2027 SUMMARY DRAFT SRF Submitted Level Department & Account

Budget Year 2027

G/L Account	Account Description	2024 Actual Amount	2025 Actual Amount	2026 Actual Amount	2026 Estimated Amount	2026 Amended Budget	2027 Submitted Budget	Difference
Fund **354 - Mass Vaccination Fund**								
REVENUE								
Department **000 - General Government Revenue**								
Sub-Department **000 - Revenues**								
Grants								
354.000.000.32190	FEMA Grant	555,816.64	.00	.00	.00	.00	.00	.00
	Grants Totals	$555,816.64	$0.00	$0.00	$0.00	$0.00	$0.00	$0.00
Interest Revenue								
354.000.000.38000	Investment Income	17,649.26	.00	.00	.00	.00	.00	.00
	Interest Revenue Totals	$17,649.26	$0.00	$0.00	$0.00	$0.00	$0.00	$0.00
	Sub-Department **000 - Revenues** Totals	$573,465.90	$0.00	$0.00	$0.00	$0.00	$0.00	$0.00
	Department **000 - General Government Revenue** Totals	$573,465.90	$0.00	$0.00	$0.00	$0.00	$0.00	$0.00
	REVENUE TOTALS	$573,465.90	$0.00	$0.00	$0.00	$0.00	$0.00	$0.00
EXPENSE								
Department **800 - Other- Countywide Expenses**								
Sub-Department **669 - Mass Vaccination**								
Transfers Out								
354.800.669.99001	Transfer to General Fund 001	1,228,608.84	.00	.00	.00	.00	.00	.00
	Transfers Out Totals	$1,228,608.84	$0.00	$0.00	$0.00	$0.00	$0.00	$0.00
	Sub-Department **669 - Mass Vaccination** Totals	$1,228,608.84	$0.00	$0.00	$0.00	$0.00	$0.00	$0.00
	Department **800 - Other- Countywide Expenses** Totals	$1,228,608.84	$0.00	$0.00	$0.00	$0.00	$0.00	$0.00
	EXPENSE TOTALS	$1,228,608.84	$0.00	$0.00	$0.00	$0.00	$0.00	$0.00
	Fund **354 - Mass Vaccination Fund** Totals							
	REVENUE TOTALS	$573,465.90	$0.00	$0.00	$0.00	$0.00	$0.00	$0.00
	EXPENSE TOTALS	$1,228,608.84	$0.00	$0.00	$0.00	$0.00	$0.00	$0.00
	Fund **354 - Mass Vaccination Fund** Totals	($655,142.94)	$0.00	$0.00	$0.00	$0.00	$0.00	$0.00
Fund **355 - American Rescue Plan**								
REVENUE								
Department **580 - Health**								
Sub-Department **66816 - Behavioral Health Services (BHS)**								
Other								
355.580.66816.39900	Fund Balance Utilization	.00	.00	.00	.00	6,883.00	.00	(6,883.00)
	Other Totals	$0.00	$0.00	$0.00	$0.00	$6,883.00	$0.00	($6,883.00)
	Sub-Department **66816 - Behavioral Health Services (BHS)** Totals	$0.00	$0.00	$0.00	$0.00	$6,883.00	$0.00	($6,883.00)
	Department **580 - Health** Totals	$0.00	$0.00	$0.00	$0.00	$6,883.00	$0.00	($6,883.00)

2027 SUMMARY DRAFT SRF Submitted Level Department & Account

Budget Year 2027

G/L Account	Account Description	2024 Actual Amount	2025 Actual Amount	2026 Actual Amount	2026 Estimated Amount	2026 Amended Budget	2027 Submitted Budget	Difference
Fund **355 - American Rescue Plan**								
REVENUE								
Department **800 - Other- Countywide Expenses**								
Sub-Department **000 - Revenues**								
Grants								
355.800.000.32910	American Rescue Plan Grant	17,421,932.74	24,322,302.07	.00	21,383,602.00	.00	1,997,633.00	1,997,633.00
	Grants Totals	$17,421,932.74	$24,322,302.07	$0.00	$21,383,602.00	$0.00	$1,997,633.00	$1,997,633.00
Interest Revenue								
355.800.000.38000	Investment Income	2,927,538.31	1,777,191.42	211,934.42	1,817,754.00	933,045.00	.00	(933,045.00)
	Interest Revenue Totals	$2,927,538.31	$1,777,191.42	$211,934.42	$1,817,754.00	$933,045.00	$0.00	($933,045.00)
Other								
355.800.000.39900	Fund Balance Utilization	.00	.00	.00	.00	25,410,415.00	.00	(25,410,415.00)
	Other Totals	$0.00	$0.00	$0.00	$0.00	$25,410,415.00	$0.00	($25,410,415.00)
Transfers In								
355.800.000.39350	Transfer from County Health Fund 350	122,512.00	.00	.00	.00	.00	.00	.00
355.800.000.39500	Transfer from Capital Projects Fund 500	94,110.00	.00	.00	.00	.00	.00	.00
	Transfers In Totals	$216,622.00	$0.00	$0.00	$0.00	$0.00	$0.00	$0.00
	Sub-Department **000 - Revenues** Totals	$20,566,093.05	$26,099,493.49	$211,934.42	$23,201,356.00	$26,343,460.00	$1,997,633.00	($24,345,827.00)
	Department **800 - Other- Countywide Expenses** Totals	$20,566,093.05	$26,099,493.49	$211,934.42	$23,201,356.00	$26,343,460.00	$1,997,633.00	($24,345,827.00)
	REVENUE TOTALS	$20,566,093.05	$26,099,493.49	$211,934.42	$23,201,356.00	$26,350,343.00	$1,997,633.00	($24,352,710.00)
EXPENSE								
Department **580 - Health**								
Sub-Department **66816 - Behavioral Health Services (BHS)**								
Personnel Services- Salaries & Wages								
355.580.66816.40000	Salaries and Wages	95,965.66	303,198.33	110,152.10	305,772.00	311,800.00	.00	(311,800.00)
	Personnel Services- Salaries & Wages Totals	$95,965.66	$303,198.33	$110,152.10	$305,772.00	$311,800.00	$0.00	($311,800.00)
Personnel Services- Employee Benefits								
355.580.66816.45000	Healthcare Contribution	17,772.06	36,470.80	18,262.34	37,101.00	37,101.00	.00	(37,101.00)
355.580.66816.45010	Dental Contribution	307.76	815.08	427.12	828.00	828.00	.00	(828.00)
355.580.66816.45100	FICA/SS Contribution	7,036.46	22,573.71	8,101.30	23,398.00	23,859.00	.00	(23,859.00)
355.580.66816.45200	IMRF Contribution	3,469.16	14,436.93	6,281.25	14,878.00	15,272.00	.00	(15,272.00)
355.580.66816.53010	Workers Compensation	.00	2,143.00	5,292.00	5,292.00	5,292.00	.00	(5,292.00)
	Personnel Services- Employee Benefits Totals	$28,585.44	$76,439.52	$38,364.01	$81,497.00	$82,352.00	$0.00	($82,352.00)
Contractual Services								
355.580.66816.50150	Contractual/Consulting Services	516,971.66	5,154,002.72	1,570,591.77	4,858,141.00	4,858,141.00	.00	(4,858,141.00)
355.580.66816.53000	Liability Insurance	.00	76.00	11,406.00	11,406.00	11,406.00	.00	(11,406.00)
355.580.66816.53020	Unemployment Claims	.00	1.00	184.00	184.00	184.00	.00	(184.00)
	Contractual Services Totals	$516,971.66	$5,154,079.72	$1,582,181.77	$4,869,731.00	$4,869,731.00	$0.00	($4,869,731.00)

2027 SUMMARY DRAFT SRF Submitted Level Department & Account

Budget Year 2027

G/L Account	Account Description	2024 Actual Amount	2025 Actual Amount	2026 Actual Amount	2026 Estimated Amount	2026 Amended Budget	2027 Submitted Budget	Difference
Fund	**355 - American Rescue Plan**							
EXPENSE								
Department	**580 - Health**							
Sub-Department	**66816 - Behavioral Health Services (BHS)**							
Commodities								
355.580.66816.60010	Operating Supplies	19,123.19	56,673.86	4,053.86	4,053.00	.00	.00	.00
	Commodities Totals	$19,123.19	$56,673.86	$4,053.86	$4,053.00	$0.00	$0.00	$0.00
Sub-Department	**66816 - Behavioral Health Services (BHS)** Totals	$660,645.95	$5,590,391.43	$1,734,751.74	$5,261,053.00	$5,263,883.00	$0.00	($5,263,883.00)
Department	**580 - Health** Totals	$660,645.95	$5,590,391.43	$1,734,751.74	$5,261,053.00	$5,263,883.00	$0.00	($5,263,883.00)
Department	**800 - Other- Countywide Expenses**							
Sub-Department	**668 - American Rescue Plan**							
Transfers Out								
355.800.668.99001	Transfer to General Fund 001	1,900,407.00	1,750,000.00	1,864,000.00	1,864,000.00	1,864,000.00	1,777,633.00	(86,367.00)
355.800.668.99650	Transfer to Enterprise Surcharge Fund 650	.00	187,483.64	.00	.00	.00	.00	.00
	Transfers Out Totals	$1,900,407.00	$1,937,483.64	$1,864,000.00	$1,864,000.00	$1,864,000.00	$1,777,633.00	($86,367.00)
Sub-Department	**668 - American Rescue Plan** Totals	$1,900,407.00	$1,937,483.64	$1,864,000.00	$1,864,000.00	$1,864,000.00	$1,777,633.00	($86,367.00)
Sub-Department	**66811 - ARP Mass Vaccination**							
Contractual Services								
355.800.66811.50150	Contractual/Consulting Services	60,000.00	40,000.00	.00	.00	60,000.00	.00	(60,000.00)
	Contractual Services Totals	$60,000.00	$40,000.00	$0.00	$0.00	$60,000.00	$0.00	($60,000.00)
Sub-Department	**66811 - ARP Mass Vaccination** Totals	$60,000.00	$40,000.00	$0.00	$0.00	$60,000.00	$0.00	($60,000.00)
Sub-Department	**668110 - ARP Mental Health Services**							
Contractual Services								
355.800.668110.55010	External Grants	1,289,703.01	(473,600.45)	.00	.00	.00	.00	.00
	Contractual Services Totals	$1,289,703.01	($473,600.45)	$0.00	$0.00	$0.00	$0.00	$0.00
Sub-Department	**668110 - ARP Mental Health Services** Totals	$1,289,703.01	($473,600.45)	$0.00	$0.00	$0.00	$0.00	$0.00
Sub-Department	**668111 - ARP Community Violence Intervnt**							
Contractual Services								
355.800.668111.50150	Contractual/Consulting Services	.00	16,358.60	9,468.00	72,000.00	72,000.00	.00	(72,000.00)
355.800.668111.50620	Counseling Services	70,500.00	190,412.50	99,975.00	572,000.00	572,000.00	.00	(572,000.00)
355.800.668111.56030	Transportation	1,227.78	97.76	.00	.00	.00	.00	.00
	Contractual Services Totals	$71,727.78	$206,868.86	$109,443.00	$644,000.00	$644,000.00	$0.00	($644,000.00)

2027 SUMMARY DRAFT SRF Submitted Level Department & Account

Budget Year 2027

G/L Account	Account Description	2024 Actual Amount	2025 Actual Amount	2026 Actual Amount	2026 Estimated Amount	2026 Amended Budget	2027 Submitted Budget	Difference
Fund	**355 - American Rescue Plan**							
EXPENSE								
Department	**800 - Other- Countywide Expenses**							
Sub-Department	**668111 - ARP Community Violence Intervnt**							
Commodities								
355.800.668111.60010	Operating Supplies	3,220.33	7,965.44	19,692.88	9,000.00	9,000.00	.00	(9,000.00)
	Commodities Totals	$3,220.33	$7,965.44	$19,692.88	$9,000.00	$9,000.00	$0.00	($9,000.00)
Capital								
355.800.668111.70040	Mobile Data Units	758,613.00	758,613.00	.00	.00	.00	.00	.00
355.800.668111.72010	Building Improvements	10,374.13	19,583.54	.00	.00	.00	.00	.00
	Capital Totals	$768,987.13	$778,196.54	$0.00	$0.00	$0.00	$0.00	$0.00
Sub-Department	**668111 - ARP Community Violence Intervnt** Totals	$843,935.24	$993,030.84	$129,135.88	$653,000.00	$653,000.00	$0.00	($653,000.00)
Sub-Department	**66813 - ARP Contact Tracing**							
Capital								
355.800.66813.70120	Special Purpose Equipment	230,912.02	394,907.94	157,337.05	114,443.00	83,299.00	.00	(83,299.00)
	Capital Totals	$230,912.02	$394,907.94	$157,337.05	$114,443.00	$83,299.00	$0.00	($83,299.00)
Sub-Department	**66813 - ARP Contact Tracing** Totals	$230,912.02	$394,907.94	$157,337.05	$114,443.00	$83,299.00	$0.00	($83,299.00)
Sub-Department	**66814 - ARP Prev in Congregate Settings**							
Contractual Services								
355.800.66814.50150	Contractual/Consulting Services	118,231.32	744,661.77	1,058,535.00	1,058,535.00	188,733.00	.00	(188,733.00)
	Contractual Services Totals	$118,231.32	$744,661.77	$1,058,535.00	$1,058,535.00	$188,733.00	$0.00	($188,733.00)
Capital								
355.800.66814.72010	Building Improvements	1,677,566.95	9,403,239.52	3,317,227.63	10,026,303.00	10,026,303.00	.00	(10,026,303.00)
	Capital Totals	$1,677,566.95	$9,403,239.52	$3,317,227.63	$10,026,303.00	$10,026,303.00	$0.00	($10,026,303.00)
Sub-Department	**66814 - ARP Prev in Congregate Settings** Totals	$1,795,798.27	$10,147,901.29	$4,375,762.63	$11,084,838.00	$10,215,036.00	$0.00	($10,215,036.00)
Sub-Department	**66818 - ARP Other COVID Pub Health**							
Contractual Services								
355.800.66818.55010	External Grants	117,220.39	922,779.61	.00	.00	.00	.00	.00
	Contractual Services Totals	$117,220.39	$922,779.61	$0.00	$0.00	$0.00	$0.00	$0.00
Sub-Department	**66818 - ARP Other COVID Pub Health** Totals	$117,220.39	$922,779.61	$0.00	$0.00	$0.00	$0.00	$0.00
Sub-Department	**668234 - ARP DVDP Program**							
Personnel Services- Salaries & Wages								
355.800.668234.40000	Salaries and Wages	172,628.56	180,033.11	97,079.70	185,904.00	186,788.00	.00	(186,788.00)
	Personnel Services- Salaries & Wages Totals	$172,628.56	$180,033.11	$97,079.70	$185,904.00	$186,788.00	$0.00	($186,788.00)

2027 SUMMARY DRAFT SRF Submitted Level Department & Account

Budget Year 2027

G/L Account	Account Description	2024 Actual Amount	2025 Actual Amount	2026 Actual Amount	2026 Estimated Amount	2026 Amended Budget	2027 Submitted Budget	Difference
Fund	**355 - American Rescue Plan**							
EXPENSE								
Department	**800 - Other- Countywide Expenses**							
Sub-Department	**668234 - ARP DVDP Program**							
Personnel Services- Employee Benefits								
355.800.668234.45000	Healthcare Contribution	56,035.74	58,925.62	31,973.89	59,029.00	59,031.00	.00	(59,031.00)
355.800.668234.45010	Dental Contribution	1,939.02	1,952.16	1,057.42	1,952.00	1,955.00	.00	(1,955.00)
355.800.668234.45100	FICA/SS Contribution	12,180.45	12,752.89	6,895.66	13,860.00	14,293.00	.00	(14,293.00)
355.800.668234.45200	IMRF Contribution	7,465.41	9,075.54	5,860.85	11,816.00	12,219.00	.00	(12,219.00)
355.800.668234.53010	Workers Compensation	.00	3,107.00	3,233.00	3,233.00	3,233.00	.00	(3,233.00)
	Personnel Services- Employee Benefits Totals	$77,620.62	$85,813.21	$49,020.82	$89,890.00	$90,731.00	$0.00	($90,731.00)
Contractual Services								
355.800.668234.53000	Liability Insurance	.00	111.00	6,968.00	6,968.00	6,968.00	.00	(6,968.00)
355.800.668234.53020	Unemployment Claims	.00	2.00	113.00	113.00	113.00	.00	(113.00)
355.800.668234.55010	External Grants	1,412,930.86	2,242,852.72	738,079.09	.00	1,089,015.00	.00	(1,089,015.00)
	Contractual Services Totals	$1,412,930.86	$2,242,965.72	$745,160.09	$7,081.00	$1,096,096.00	$0.00	($1,096,096.00)
Sub-Department	**668234 - ARP DVDP Program** Totals	$1,663,180.04	$2,508,812.04	$891,260.61	$282,875.00	$1,373,615.00	$0.00	($1,373,615.00)
Sub-Department	**668235 - Aid to Tourism, Travel, Hospita**							
Contractual Services								
355.800.668235.50150	Contractual/Consulting Services	60,682.59	1,086,425.25	34,004.81	2,037,169.00	2,037,169.00	.00	(2,037,169.00)
	Contractual Services Totals	$60,682.59	$1,086,425.25	$34,004.81	$2,037,169.00	$2,037,169.00	$0.00	($2,037,169.00)
Sub-Department	**668235 - Aid to Tourism, Travel, Hospita** Totals	$60,682.59	$1,086,425.25	$34,004.81	$2,037,169.00	$2,037,169.00	$0.00	($2,037,169.00)
Sub-Department	**668237 - ARP Negative Econ Impact-Other**							
Personnel Services- Salaries & Wages								
355.800.668237.40000	Salaries and Wages	.00	16,932.20	.00	.00	.00	.00	.00
	Personnel Services- Salaries & Wages Totals	$0.00	$16,932.20	$0.00	$0.00	$0.00	$0.00	$0.00
Personnel Services- Employee Benefits								
355.800.668237.45000	Healthcare Contribution	.00	6,727.54	.00	.00	.00	.00	.00
355.800.668237.45010	Dental Contribution	.00	136.15	.00	.00	.00	.00	.00
355.800.668237.45100	FICA/SS Contribution	.00	1,188.62	.00	.00	.00	.00	.00
355.800.668237.45200	IMRF Contribution	.00	844.93	.00	.00	.00	.00	.00
355.800.668237.53010	Workers Compensation	.00	396.07	.00	.00	.00	.00	.00
	Personnel Services- Employee Benefits Totals	$0.00	$9,293.31	$0.00	$0.00	$0.00	$0.00	$0.00
Contractual Services								
355.800.668237.53000	Liability Insurance	.00	846.50	.00	.00	.00	.00	.00
355.800.668237.53020	Unemployment Claims	.00	11.91	.00	.00	.00	.00	.00
355.800.668237.55010	External Grants	9,439.20	5,560.80	.00	60,020.00	60,020.00	.00	(60,020.00)

2027 SUMMARY DRAFT SRF Submitted Level Department & Account

Budget Year 2027

G/L Account	Account Description	2024 Actual Amount	2025 Actual Amount	2026 Actual Amount	2026 Estimated Amount	2026 Amended Budget	2027 Submitted Budget	Difference
Fund	**355 - American Rescue Plan**							
EXPENSE								
Department	**800 - Other- Countywide Expenses**							
Sub-Department	**668237 - ARP Negative Econ Impact-Other**							
Contractual Services								
355.800.668237.55012	General Donations	4,812.14	160,891.24	1,640.96	.00	.00	.00	.00
	Contractual Services Totals	$14,251.34	$167,310.45	$1,640.96	$60,020.00	$60,020.00	$0.00	($60,020.00)
Sub-Department	**668237 - ARP Negative Econ Impact-Other** Totals	$14,251.34	$193,535.96	$1,640.96	$60,020.00	$60,020.00	$0.00	($60,020.00)
Sub-Department	**66834 - ARP Effective Service Delivery**							
Contractual Services								
355.800.66834.50150	Contractual/Consulting Services	107,693.31	1,089,166.99	31,978.80	1,077,667.00	1,077,667.00	.00	(1,077,667.00)
	Contractual Services Totals	$107,693.31	$1,089,166.99	$31,978.80	$1,077,667.00	$1,077,667.00	$0.00	($1,077,667.00)
Capital								
355.800.66834.70000	Computers	833,474.70	815,732.09	356,569.94	1,418,650.00	1,418,650.00	.00	(1,418,650.00)
	Capital Totals	$833,474.70	$815,732.09	$356,569.94	$1,418,650.00	$1,418,650.00	$0.00	($1,418,650.00)
Sub-Department	**66834 - ARP Effective Service Delivery** Totals	$941,168.01	$1,904,899.08	$388,548.74	$2,496,317.00	$2,496,317.00	$0.00	($2,496,317.00)
Sub-Department	**66835 - ARP Administrative Needs**							
Contractual Services								
355.800.66835.50150	Contractual/Consulting Services	413,788.76	49,089.11	40.00	.00	.00	.00	.00
	Contractual Services Totals	$413,788.76	$49,089.11	$40.00	$0.00	$0.00	$0.00	$0.00
Capital								
355.800.66835.70000	Computers	9,758.02	103,939.07	32,556.26	32,556.00	.00	.00	.00
355.800.66835.72010	Building Improvements	.00	.00	.00	168,735.00	168,735.00	.00	(168,735.00)
	Capital Totals	$9,758.02	$103,939.07	$32,556.26	$201,291.00	$168,735.00	$0.00	($168,735.00)
Transfers Out								
355.800.66835.99500	Transfer to Capital Projects Fund 500	72,000.00	.00	.00	.00	.00	.00	.00
	Transfers Out Totals	$72,000.00	$0.00	$0.00	$0.00	$0.00	$0.00	$0.00
Sub-Department	**66835 - ARP Administrative Needs** Totals	$495,546.78	$153,028.18	$32,596.26	$201,291.00	$168,735.00	$0.00	($168,735.00)
Sub-Department	**66836 - ARP Aid to Other Imp Industries**							
Contractual Services								
355.800.66836.50150	Contractual/Consulting Services	26,000.00	.00	.00	.00	.00	.00	.00
	Contractual Services Totals	$26,000.00	$0.00	$0.00	$0.00	$0.00	$0.00	$0.00
Sub-Department	**66836 - ARP Aid to Other Imp Industries** Totals	$26,000.00	$0.00	$0.00	$0.00	$0.00	$0.00	$0.00

2027 SUMMARY DRAFT SRF Submitted Level Department & Account

Budget Year 2027

G/L Account	Account Description	2024 Actual Amount	2025 Actual Amount	2026 Actual Amount	2026 Estimated Amount	2026 Amended Budget	2027 Submitted Budget	Difference
Fund	**355 - American Rescue Plan**							
EXPENSE								
Department	**800 - Other- Countywide Expenses**							
Sub-Department	**668515 - ARP Other Water Infrastructure**							
Contractual Services								
355.800.668515.50020	Special Studies	94,425.19	6,100.53	.00	190,548.00	190,548.00	.00	(190,548.00)
355.800.668515.50150	Contractual/Consulting Services	574,580.23	190,354.58	47,356.36	321,925.00	321,925.00	.00	(321,925.00)
	Contractual Services Totals	$669,005.42	$196,455.11	$47,356.36	$512,473.00	$512,473.00	$0.00	($512,473.00)
Capital								
355.800.668515.72010	Building Improvements	.00	.00	.00	698,342.00	698,342.00	.00	(698,342.00)
	Capital Totals	$0.00	$0.00	$0.00	$698,342.00	$698,342.00	$0.00	($698,342.00)
Sub-Department	**668515 - ARP Other Water Infrastructure** Totals	$669,005.42	$196,455.11	$47,356.36	$1,210,815.00	$1,210,815.00	$0.00	($1,210,815.00)
Sub-Department	**66871 - ARP Administration**							
Services								
355.800.66871.45007	Healthcare Contribution Budget Increase	.00	.00	.00	.00	.00	1,545.00	1,545.00
355.800.66871.45017	Dental Contribution Budget Increase	.00	.00	.00	.00	.00	50.00	50.00
	Services Totals	$0.00	$0.00	$0.00	$0.00	$0.00	$1,595.00	$1,595.00
Personnel Services- Salaries & Wages								
355.800.66871.40000	Salaries and Wages	231,740.87	226,729.10	130,498.94	220,100.00	228,224.00	96,048.00	(132,176.00)
355.800.66871.40200	Overtime Salaries	.00	75.47	.00	.00	.00	.00	.00
	Personnel Services- Salaries & Wages Totals	$231,740.87	$226,804.57	$130,498.94	$220,100.00	$228,224.00	$96,048.00	($132,176.00)
Personnel Services- Employee Benefits								
355.800.66871.45000	Healthcare Contribution	19,060.52	28,015.77	15,771.77	22,459.00	22,459.00	10,294.00	(12,165.00)
355.800.66871.45010	Dental Contribution	874.72	873.28	468.80	718.00	718.00	329.00	(389.00)
355.800.66871.45100	FICA/SS Contribution	16,850.69	16,738.82	9,647.87	16,842.00	17,464.00	7,351.00	(10,113.00)
355.800.66871.45200	IMRF Contribution	10,133.12	11,903.08	8,194.22	12,025.00	12,556.00	5,285.00	(7,271.00)
355.800.66871.53010	Workers Compensation	3,001.00	4,796.00	3,809.00	3,809.00	3,809.00	1,750.00	(2,059.00)
	Personnel Services- Employee Benefits Totals	$49,920.05	$62,326.95	$37,891.66	$55,853.00	$57,006.00	$25,009.00	($31,997.00)
Contractual Services								
355.800.66871.50150	Contractual/Consulting Services	802,002.21	307,995.32	201,303.02	510,490.00	510,490.00	88,617.00	(421,873.00)
355.800.66871.53000	Liability Insurance	3,946.00	4,117.00	8,210.00	8,210.00	8,210.00	3,458.00	(4,752.00)
355.800.66871.53020	Unemployment Claims	54.00	56.00	133.00	133.00	133.00	58.00	(75.00)
	Contractual Services Totals	$806,002.21	$312,168.32	$209,646.02	$518,833.00	$518,833.00	$92,133.00	($426,700.00)
Commodities								
355.800.66871.60000	Office Supplies	2,609.85	300.65	.00	500.00	500.00	.00	(500.00)
355.800.66871.60020	Computer Related Supplies	65.97	.00	.00	.00	.00	.00	.00
355.800.66871.60070	Computer Hardware- Non Capital	.00	.00	.00	2,000.00	2,000.00	.00	(2,000.00)
355.800.66871.64000	Telephone	490.32	824.55	.00	.00	.00	.00	.00
355.800.66871.64010	Cellular Phone	566.66	774.65	.00	.00	.00	.00	.00
	Commodities Totals	$3,732.80	$1,899.85	$0.00	$2,500.00	$2,500.00	$0.00	($2,500.00)

2027 SUMMARY DRAFT SRF Submitted Level Department & Account

Budget Year 2027

G/L Account	Account Description	2024 Actual Amount	2025 Actual Amount	2026 Actual Amount	2026 Estimated Amount	2026 Amended Budget	2027 Submitted Budget	Difference
Fund	**355 - American Rescue Plan**							
EXPENSE								
Department	**800 - Other- Countywide Expenses**							
Sub-Department	**66871 - ARP Administration**							
Transfers Out								
355.800.66871.99001	Transfer to General Fund 001	5,942.00	11,612.00	12,516.00	12,516.00	12,516.00	5,215.00	(7,301.00)
	Transfers Out Totals	$5,942.00	$11,612.00	$12,516.00	$12,516.00	$12,516.00	$5,215.00	($7,301.00)
Sub-Department	**66871 - ARP Administration** Totals	$1,097,337.93	$614,811.69	$390,552.62	$809,802.00	$819,079.00	$220,000.00	($599,079.00)
Sub-Department	**668813 - OER: Nat Disaster Threat Future**							
Contractual Services								
355.800.668813.50150	Contractual/Consulting Services	1,044.71	48,924.10	3,551.25	45,375.00	45,375.00	.00	(45,375.00)
	Contractual Services Totals	$1,044.71	$48,924.10	$3,551.25	$45,375.00	$45,375.00	$0.00	($45,375.00)
Sub-Department	**668813 - OER: Nat Disaster Threat Future** Totals	$1,044.71	$48,924.10	$3,551.25	$45,375.00	$45,375.00	$0.00	($45,375.00)
Department	**800 - Other- Countywide Expenses** Totals	$11,206,192.75	$20,669,394.28	$8,315,747.17	$20,859,945.00	$21,086,460.00	$1,997,633.00	($19,088,827.00)
	EXPENSE TOTALS	$11,866,838.70	$26,259,785.71	$10,050,498.91	$26,120,998.00	$26,350,343.00	$1,997,633.00	($24,352,710.00)
Fund	**355 - American Rescue Plan** Totals							
	REVENUE TOTALS	$20,566,093.05	$26,099,493.49	$211,934.42	$23,201,356.00	$26,350,343.00	$1,997,633.00	($24,352,710.00)
	EXPENSE TOTALS	$11,866,838.70	$26,259,785.71	$10,050,498.91	$26,120,998.00	$26,350,343.00	$1,997,633.00	($24,352,710.00)
Fund	**355 - American Rescue Plan** Totals	$8,699,254.35	($160,292.22)	($9,838,564.49)	($2,919,642.00)	$0.00	$0.00	$0.00
Fund	**356 - ARP Recoupment of Lost Revenue**							
REVENUE								
Department	**800 - Other- Countywide Expenses**							
Sub-Department	**000 - Revenues**							
Interest Revenue								
356.800.000.38000	Investment Income	378,782.28	242,336.90	789.05	168,098.00	168,098.00	.00	(168,098.00)
	Interest Revenue Totals	$378,782.28	$242,336.90	$789.05	$168,098.00	$168,098.00	$0.00	($168,098.00)
Other								
356.800.000.39900	Fund Balance Utilization	.00	.00	.00	.00	1,484,402.00	377,424.00	(1,106,978.00)
	Other Totals	$0.00	$0.00	$0.00	$0.00	$1,484,402.00	$377,424.00	($1,106,978.00)
Sub-Department	**000 - Revenues** Totals	$378,782.28	$242,336.90	$789.05	$168,098.00	$1,652,500.00	$377,424.00	($1,275,076.00)
Department	**800 - Other- Countywide Expenses** Totals	$378,782.28	$242,336.90	$789.05	$168,098.00	$1,652,500.00	$377,424.00	($1,275,076.00)
	REVENUE TOTALS	$378,782.28	$242,336.90	$789.05	$168,098.00	$1,652,500.00	$377,424.00	($1,275,076.00)

2027 SUMMARY DRAFT SRF Submitted Level Department & Account

Budget Year 2027

G/L Account	Account Description	2024 Actual Amount	2025 Actual Amount	2026 Actual Amount	2026 Estimated Amount	2026 Amended Budget	2027 Submitted Budget	Difference
Fund	**356 - ARP Recoupment of Lost Revenue**							
EXPENSE								
Department	**800 - Other- Countywide Expenses**							
Sub-Department	**672 - ARP Recoupment of Lost Revenue**							
Contractual Services								
356.800.672.50020	Special Studies	182,333.58	194,444.36	121,737.34	98,537.00	.00	.00	.00
	Contractual Services Totals	$182,333.58	$194,444.36	$121,737.34	$98,537.00	$0.00	$0.00	$0.00
Transfers Out								
356.800.672.99001	Transfer to General Fund 001	1,934,616.00	3,532,500.00	1,652,500.00	1,652,500.00	1,652,500.00	377,424.00	(1,275,076.00)
	Transfers Out Totals	$1,934,616.00	$3,532,500.00	$1,652,500.00	$1,652,500.00	$1,652,500.00	$377,424.00	($1,275,076.00)
Sub-Department	**672 - ARP Recoupment of Lost Revenue** Totals	$2,116,949.58	$3,726,944.36	$1,774,237.34	$1,751,037.00	$1,652,500.00	$377,424.00	($1,275,076.00)
Department	**800 - Other- Countywide Expenses** Totals	$2,116,949.58	$3,726,944.36	$1,774,237.34	$1,751,037.00	$1,652,500.00	$377,424.00	($1,275,076.00)
	EXPENSE TOTALS	$2,116,949.58	$3,726,944.36	$1,774,237.34	$1,751,037.00	$1,652,500.00	$377,424.00	($1,275,076.00)
Fund	**356 - ARP Recoupment of Lost Revenue** Totals							
	REVENUE TOTALS	$378,782.28	$242,336.90	$789.05	$168,098.00	$1,652,500.00	$377,424.00	($1,275,076.00)
	EXPENSE TOTALS	$2,116,949.58	$3,726,944.36	$1,774,237.34	$1,751,037.00	$1,652,500.00	$377,424.00	($1,275,076.00)
Fund	**356 - ARP Recoupment of Lost Revenue** Totals	($1,738,167.30)	($3,484,607.46)	($1,773,448.29)	($1,582,939.00)	$0.00	$0.00	$0.00
Fund	**380 - Veterans' Commission**							
REVENUE								
Department	**660 - Veterans' Commission**							
Sub-Department	**000 - Revenues**							
Property Taxes								
380.660.000.30000	Property Taxes	531,613.00	555,157.00	280,680.04	568,728.00	568,728.00	614,690.00	45,962.00
380.660.000.30005	Property Tax Revenue Recapture	1,184.51	2,292.68	.00	.00	.00	.00	.00
	Property Taxes Totals	$532,797.51	$557,449.68	$280,680.04	$568,728.00	$568,728.00	$614,690.00	$45,962.00
Other Taxes								
380.660.000.30170	TIF Distribution Tax	242.68	441.81	.00	.00	.00	.00	.00
	Other Taxes Totals	$242.68	$441.81	$0.00	$0.00	$0.00	$0.00	$0.00
Interest Revenue								
380.660.000.38000	Investment Income	40,866.60	40,227.02	10,435.28	19,772.00	19,772.00	23,923.00	4,151.00
	Interest Revenue Totals	$40,866.60	$40,227.02	$10,435.28	$19,772.00	$19,772.00	$23,923.00	$4,151.00
Other								
380.660.000.38900	Miscellaneous Other	910.00	105.00	.00	.00	.00	.00	.00
380.660.000.39900	Fund Balance Utilization	.00	.00	.00	8,571.00	124,691.00	35,226.00	(89,465.00)
	Other Totals	$910.00	$105.00	$0.00	$8,571.00	$124,691.00	$35,226.00	($89,465.00)
Sub-Department	**000 - Revenues** Totals	$574,816.79	$598,223.51	$291,115.32	$597,071.00	$713,191.00	$673,839.00	($39,352.00)
Department	**660 - Veterans' Commission** Totals	$574,816.79	$598,223.51	$291,115.32	$597,071.00	$713,191.00	$673,839.00	($39,352.00)
	REVENUE TOTALS	$574,816.79	$598,223.51	$291,115.32	$597,071.00	$713,191.00	$673,839.00	($39,352.00)

2027 SUMMARY DRAFT SRF Submitted Level Department & Account

Budget Year 2027

G/L Account	Account Description	2024 Actual Amount	2025 Actual Amount	2026 Actual Amount	2026 Estimated Amount	2026 Amended Budget	2027 Submitted Budget	Difference
Fund	**380 - Veterans' Commission**							
EXPENSE								
Department	**660 - Veterans' Commission**							
Sub-Department	**660 - Veterans' Commission**							
Services								
380.660.660.45007	Healthcare Contribution Budget Increase	.00	.00	.00	.00	.00	9,594.00	9,594.00
380.660.660.45017	Dental Contribution Budget Increase	.00	.00	.00	.00	.00	406.00	406.00
	Services Totals	$0.00	$0.00	$0.00	$0.00	$0.00	$10,000.00	$10,000.00
Personnel Services- Salaries & Wages								
380.660.660.40000	Salaries and Wages	375,730.53	424,051.97	222,874.71	430,810.00	430,810.00	441,664.00	10,854.00
380.660.660.40001	Payroll Accrual	.00	.00	.00	424.00	.00	.00	.00
	Personnel Services- Salaries & Wages Totals	$375,730.53	$424,051.97	$222,874.71	$431,234.00	$430,810.00	$441,664.00	$10,854.00
Personnel Services- Employee Benefits								
380.660.660.45000	Healthcare Contribution	66,274.98	67,097.40	22,763.99	41,496.00	78,369.00	63,955.00	(14,414.00)
380.660.660.45010	Dental Contribution	1,979.44	2,594.36	1,086.84	2,706.00	2,706.00	2,706.00	.00
380.660.660.45100	FICA/SS Contribution	27,125.26	30,554.07	16,494.99	32,964.00	32,964.00	33,792.00	828.00
380.660.660.45200	IMRF Contribution	16,312.75	21,733.58	14,017.20	28,177.00	28,177.00	24,299.00	(3,878.00)
380.660.660.53010	Workers Compensation	7,739.00	7,254.00	7,456.00	7,456.00	7,456.00	8,041.00	585.00
	Personnel Services- Employee Benefits Totals	$119,431.43	$129,233.41	$61,819.02	$112,799.00	$149,672.00	$132,793.00	($16,879.00)
Contractual Services								
380.660.660.50160	Legal Services	2,154.00	1,001.50	29.00	1,000.00	50,000.00	10,000.00	(40,000.00)
380.660.660.52140	Repairs and Maint- Copiers	184.46	218.01	.00	286.00	286.00	286.00	.00
380.660.660.53000	Liability Insurance	11,247.00	15,552.00	16,070.00	16,070.00	16,070.00	15,900.00	(170.00)
380.660.660.53020	Unemployment Claims	181.00	210.00	259.00	259.00	259.00	265.00	6.00
380.660.660.53060	General Printing	320.00	131.50	.00	352.00	352.00	300.00	(52.00)
380.660.660.53100	Conferences and Meetings	675.84	1,133.12	2,102.87	1,783.00	2,014.00	1,852.00	(162.00)
380.660.660.53110	Employee Training	10,382.66	8,925.53	2,856.20	7,352.00	14,072.00	14,689.00	617.00
380.660.660.53120	Employee Mileage Expense	331.90	598.00	972.80	1,120.00	1,141.00	881.00	(260.00)
380.660.660.53130	General Association Dues	450.00	840.00	200.00	450.00	450.00	700.00	250.00
380.660.660.55000	Miscellaneous Contractual Exp	.00	.00	.00	3,600.00	24,000.00	24,000.00	.00
	Contractual Services Totals	$25,926.86	$28,609.66	$22,489.87	$32,272.00	$108,644.00	$68,873.00	($39,771.00)
Commodities								
380.660.660.60000	Office Supplies	430.32	946.94	1,500.12	1,600.00	500.00	750.00	250.00
380.660.660.60050	Books and Subscriptions	315.51	.00	320.31	320.00	347.00	353.00	6.00
380.660.660.60060	Computer Software- Non Capital	.00	.00	.00	.00	4,960.00	.00	(4,960.00)
380.660.660.60070	Computer Hardware- Non Capital	.00	.00	588.85	588.00	.00	.00	.00
380.660.660.60570	Office Furniture - Non-Capital	.00	359.12	.00	.00	.00	.00	.00
380.660.660.64000	Telephone	1,974.76	2,025.56	.00	2,133.00	2,133.00	2,311.00	178.00
380.660.660.64010	Cellular Phone	432.12	432.12	.00	480.00	480.00	480.00	.00
	Commodities Totals	$3,152.71	$3,763.74	$2,409.28	$5,121.00	$8,420.00	$3,894.00	($4,526.00)

2027 SUMMARY DRAFT SRF Submitted Level Department & Account

Budget Year 2027

G/L Account	Account Description	2024 Actual Amount	2025 Actual Amount	2026 Actual Amount	2026 Estimated Amount	2026 Amended Budget	2027 Submitted Budget	Difference
Fund	**380 - Veterans' Commission**							
EXPENSE								
Department	**660 - Veterans' Commission**							
Sub-Department	**660 - Veterans' Commission**							
Transfers Out								
380.660.660.99001	Transfer to General Fund 001	11,885.00	14,515.00	15,645.00	15,645.00	15,645.00	16,615.00	970.00
	Transfers Out Totals	$11,885.00	$14,515.00	$15,645.00	$15,645.00	$15,645.00	$16,615.00	$970.00
Sub-Department	**660 - Veterans' Commission** Totals	$536,126.53	$600,173.78	$325,237.88	$597,071.00	$713,191.00	$673,839.00	($39,352.00)
Department	**660 - Veterans' Commission** Totals	$536,126.53	$600,173.78	$325,237.88	$597,071.00	$713,191.00	$673,839.00	($39,352.00)
	EXPENSE TOTALS	$536,126.53	$600,173.78	$325,237.88	$597,071.00	$713,191.00	$673,839.00	($39,352.00)
Fund	**380 - Veterans' Commission** Totals							
	REVENUE TOTALS	$574,816.79	$598,223.51	$291,115.32	$597,071.00	$713,191.00	$673,839.00	($39,352.00)
	EXPENSE TOTALS	$536,126.53	$600,173.78	$325,237.88	$597,071.00	$713,191.00	$673,839.00	($39,352.00)
Fund	**380 - Veterans' Commission** Totals	$38,690.26	($1,950.27)	($34,122.56)	$0.00	$0.00	$0.00	$0.00
Fund	**385 - IL Counties Information Mgmt**							
REVENUE								
Department	**060 - Information Technologies**							
Sub-Department	**000 - Revenues**							
Interest Revenue								
385.060.000.38000	Investment Income	50.19	28.29	3.89	.00	.00	.00	.00
	Interest Revenue Totals	$50.19	$28.29	$3.89	$0.00	$0.00	$0.00	$0.00
Sub-Department	**000 - Revenues** Totals	$50.19	$28.29	$3.89	$0.00	$0.00	$0.00	$0.00
Department	**060 - Information Technologies** Totals	$50.19	$28.29	$3.89	$0.00	$0.00	$0.00	$0.00
	REVENUE TOTALS	$50.19	$28.29	$3.89	$0.00	$0.00	$0.00	$0.00

2027 SUMMARY DRAFT SRF Submitted Level Department & Account

Budget Year 2027

G/L Account	Account Description	2024 Actual Amount	2025 Actual Amount	2026 Actual Amount	2026 Estimated Amount	2026 Amended Budget	2027 Submitted Budget	Difference
Fund	**385 - IL Counties Information Mgmt**							
EXPENSE								
Department	**060 - Information Technologies**							
Sub-Department	**336 - IL Counties Information Mgmt**							
Contractual Services								
385.060.336.53100	Conferences and Meetings	324.00	475.00	240.57	.00	.00	.00	.00
	Contractual Services Totals	$324.00	$475.00	$240.57	$0.00	$0.00	$0.00	$0.00
Sub-Department	**336 - IL Counties Information Mgmt** Totals	$324.00	$475.00	$240.57	$0.00	$0.00	$0.00	$0.00
Department	**060 - Information Technologies** Totals	$324.00	$475.00	$240.57	$0.00	$0.00	$0.00	$0.00
	EXPENSE TOTALS	$324.00	$475.00	$240.57	$0.00	$0.00	$0.00	$0.00
Fund	**385 - IL Counties Information Mgmt** Totals							
	REVENUE TOTALS	$50.19	$28.29	$3.89	$0.00	$0.00	$0.00	$0.00
	EXPENSE TOTALS	$324.00	$475.00	$240.57	$0.00	$0.00	$0.00	$0.00
Fund	**385 - IL Counties Information Mgmt** Totals	($273.81)	($446.71)	($236.68)	$0.00	$0.00	$0.00	$0.00
Fund	**390 - Web Technical Services**							
REVENUE								
Department	**060 - Information Technologies**							
Sub-Department	**000 - Revenues**							
Interest Revenue								
390.060.000.38000	Investment Income	24,769.74	30,155.83	11,886.50	.00	9,886.00	11,961.00	2,075.00
	Interest Revenue Totals	$24,769.74	$30,155.83	$11,886.50	$0.00	$9,886.00	$11,961.00	$2,075.00
Other								
390.060.000.39900	Fund Balance Utilization	.00	.00	.00	.00	15,114.00	15,114.00	.00
	Other Totals	$0.00	$0.00	$0.00	$0.00	$15,114.00	$15,114.00	$0.00
Transfers In								
390.060.000.39120	Transfer from Grand Victoria Casino Elgin Fund 120	297,500.00	292,500.00	306,500.00	.00	306,500.00	306,500.00	.00
	Transfers In Totals	$297,500.00	$292,500.00	$306,500.00	$0.00	$306,500.00	$306,500.00	$0.00
Sub-Department	**000 - Revenues** Totals	$322,269.74	$322,655.83	$318,386.50	$0.00	$331,500.00	$333,575.00	$2,075.00
Department	**060 - Information Technologies** Totals	$322,269.74	$322,655.83	$318,386.50	$0.00	$331,500.00	$333,575.00	$2,075.00
	REVENUE TOTALS	$322,269.74	$322,655.83	$318,386.50	$0.00	$331,500.00	$333,575.00	$2,075.00

2027 SUMMARY DRAFT SRF Submitted Level Department & Account

Budget Year 2027

G/L Account	Account Description	2024 Actual Amount	2025 Actual Amount	2026 Actual Amount	2026 Estimated Amount	2026 Amended Budget	2027 Submitted Budget	Difference
Fund **390 - Web Technical Services**								
EXPENSE								
Department **060 - Information Technologies**								
Sub-Department **337 - Web Technical Services**								
Contractual Services								
390.060.337.50150	Contractual/Consulting Services	47,618.48	48,954.85	5,112.73	100,000.00	100,000.00	100,000.00	.00
390.060.337.50340	Software Licensing Cost	232,598.25	178,558.98	152,879.86	221,500.00	221,500.00	223,575.00	2,075.00
390.060.337.52130	Repairs and Maint- Computers	350.27	5,728.45	1,196.12	10,000.00	10,000.00	10,000.00	.00
	Contractual Services Totals	$280,567.00	$233,242.28	$159,188.71	$331,500.00	$331,500.00	$333,575.00	$2,075.00
Sub-Department **337 - Web Technical Services** Totals		$280,567.00	$233,242.28	$159,188.71	$331,500.00	$331,500.00	$333,575.00	$2,075.00
Department **060 - Information Technologies** Totals		$280,567.00	$233,242.28	$159,188.71	$331,500.00	$331,500.00	$333,575.00	$2,075.00
	EXPENSE TOTALS	$280,567.00	$233,242.28	$159,188.71	$331,500.00	$331,500.00	$333,575.00	$2,075.00
Fund **390 - Web Technical Services** Totals								
	REVENUE TOTALS	$322,269.74	$322,655.83	$318,386.50	$0.00	$331,500.00	$333,575.00	$2,075.00
	EXPENSE TOTALS	$280,567.00	$233,242.28	$159,188.71	$331,500.00	$331,500.00	$333,575.00	$2,075.00
Fund **390 - Web Technical Services** Totals		$41,702.74	$89,413.55	$159,197.79	($331,500.00)	$0.00	$0.00	$0.00
Fund **400 - Economic Development**								
REVENUE								
Department **690 - Development**								
Sub-Department **000 - Revenues**								
Grants								
400.690.000.32205	DCEO-RISE Grant	169,987.60	57,913.86	25,880.46	.00	.00	.00	.00
	Grants Totals	$169,987.60	$57,913.86	$25,880.46	$0.00	$0.00	$0.00	$0.00
Reimbursements								
400.690.000.37900	Miscellaneous Reimbursement	199,306.94	24,920.14	5,940.00	100,000.00	.00	.00	.00
	Reimbursements Totals	$199,306.94	$24,920.14	$5,940.00	$100,000.00	$0.00	$0.00	$0.00
Interest Revenue								
400.690.000.38000	Investment Income	12,916.96	39,715.17	37,816.10	40,000.00	3,531.00	4,272.00	741.00
	Interest Revenue Totals	$12,916.96	$39,715.17	$37,816.10	$40,000.00	$3,531.00	$4,272.00	$741.00
Other								
400.690.000.39900	Fund Balance Utilization	.00	.00	.00	206,808.00	206,808.00	215,818.00	9,010.00
	Other Totals	$0.00	$0.00	$0.00	$206,808.00	$206,808.00	$215,818.00	$9,010.00
Transfers In								
400.690.000.39001	Transfer from General Fund 001	500,000.00	1,250,000.00	1,250,000.00	.00	1,250,000.00	.00	(1,250,000.00)
400.690.000.39120	Transfer from Grand Victoria Casino Elgin Fund 120	280,375.00	280,375.00	580,375.00	580,375.00	580,375.00	550,375.00	(30,000.00)
	Transfers In Totals	$780,375.00	$1,530,375.00	$1,830,375.00	$580,375.00	$1,830,375.00	$550,375.00	($1,280,000.00)
Sub-Department **000 - Revenues** Totals		$1,162,586.50	$1,652,924.17	$1,900,011.56	$927,183.00	$2,040,714.00	$770,465.00	($1,270,249.00)
Department **690 - Development** Totals		$1,162,586.50	$1,652,924.17	$1,900,011.56	$927,183.00	$2,040,714.00	$770,465.00	($1,270,249.00)
	REVENUE TOTALS	$1,162,586.50	$1,652,924.17	$1,900,011.56	$927,183.00	$2,040,714.00	$770,465.00	($1,270,249.00)

2027 SUMMARY DRAFT SRF Submitted Level Department & Account

Budget Year 2027

G/L Account	Account Description	2024 Actual Amount	2025 Actual Amount	2026 Actual Amount	2026 Estimated Amount	2026 Amended Budget	2027 Submitted Budget	Difference
Fund	**400 - Economic Development**							
EXPENSE								
Department	**690 - Development**							
Sub-Department	**710 - Economic Development**							
Personnel Services- Salaries & Wages								
400.690.710.40000	Salaries and Wages	62,190.06	69,580.04	165,799.03	.00	364,728.00	363,889.00	(839.00)
	Personnel Services- Salaries & Wages Totals	$62,190.06	$69,580.04	$165,799.03	$0.00	$364,728.00	$363,889.00	($839.00)
Personnel Services- Employee Benefits								
400.690.710.45000	Healthcare Contribution	13,482.77	15,321.64	22,184.91	.00	59,289.00	43,860.00	(15,429.00)
400.690.710.45010	Dental Contribution	448.19	476.21	637.57	.00	1,850.00	1,303.00	(547.00)
400.690.710.45100	FICA/SS Contribution	4,453.05	5,210.25	12,104.35	.00	27,849.00	27,776.00	(73.00)
400.690.710.45200	IMRF Contribution	2,672.46	3,709.62	10,308.32	.00	23,856.00	20,029.00	(3,827.00)
400.690.710.53010	Workers Compensation	1,017.00	1,119.00	6,159.00	.00	6,159.00	6,626.00	467.00
	Personnel Services- Employee Benefits Totals	$22,073.47	$25,836.72	$51,394.15	$0.00	$119,003.00	$99,594.00	($19,409.00)
Contractual Services								
400.690.710.50150	Contractual/Consulting Services	391,554.36	481,010.65	73,616.29	277,280.00	277,280.00	277,280.00	.00
400.690.710.53000	Liability Insurance	1,337.00	2,394.00	13,272.00	.00	13,272.00	13,272.00	.00
400.690.710.53020	Unemployment Claims	19.00	33.00	214.00	.00	214.00	213.00	(1.00)
400.690.710.53060	General Printing	.00	94.30	.00	500.00	500.00	500.00	.00
400.690.710.53100	Conferences and Meetings	4,825.60	3,277.84	4,979.88	2,000.00	2,000.00	2,000.00	.00
400.690.710.53120	Employee Mileage Expense	179.14	.00	122.66	250.00	250.00	250.00	.00
400.690.710.53130	General Association Dues	.00	.00	.00	6,000.00	6,000.00	6,000.00	.00
400.690.710.55000	Miscellaneous Contractual Exp	.00	19,263.92	.00	7,067.00	7,067.00	7,067.00	.00
	Contractual Services Totals	$397,915.10	$506,073.71	$92,204.83	$293,097.00	$306,583.00	$306,582.00	($1.00)
Commodities								
400.690.710.60000	Office Supplies	.00	.00	.00	100.00	100.00	100.00	.00
400.690.710.60050	Books and Subscriptions	.00	.00	.00	200.00	200.00	200.00	.00
400.690.710.60290	Photography Supplies	.00	.00	.00	100.00	100.00	100.00	.00
	Commodities Totals	$0.00	$0.00	$0.00	$400.00	$400.00	$400.00	$0.00
Transfers Out								
400.690.710.99001	Transfer to General Fund 001	2,228.00	2,177.00	.00	.00	.00	.00	.00
	Transfers Out Totals	$2,228.00	$2,177.00	$0.00	$0.00	$0.00	$0.00	$0.00
Sub-Department	**710 - Economic Development** Totals	$484,406.63	$603,667.47	$309,398.01	$293,497.00	$790,714.00	$770,465.00	($20,249.00)
Sub-Department	**740 - EDO for Kane County**							
Contractual Services								
400.690.740.50150	Contractual/Consulting Services	283,891.75	881,314.19	635,352.02	1,250,000.00	1,250,000.00	.00	(1,250,000.00)
	Contractual Services Totals	$283,891.75	$881,314.19	$635,352.02	$1,250,000.00	$1,250,000.00	$0.00	($1,250,000.00)
Sub-Department	**740 - EDO for Kane County** Totals	$283,891.75	$881,314.19	$635,352.02	$1,250,000.00	$1,250,000.00	$0.00	($1,250,000.00)
Department	**690 - Development** Totals	$768,298.38	$1,484,981.66	$944,750.03	$1,543,497.00	$2,040,714.00	$770,465.00	($1,270,249.00)
	EXPENSE TOTALS	$768,298.38	$1,484,981.66	$944,750.03	$1,543,497.00	$2,040,714.00	$770,465.00	($1,270,249.00)

2027 SUMMARY DRAFT SRF Submitted Level Department & Account

Budget Year 2027

G/L Account	Account Description	2024 Actual Amount	2025 Actual Amount	2026 Actual Amount	2026 Estimated Amount	2026 Amended Budget	2027 Submitted Budget	Difference
	Fund **400 - Economic Development** Totals							
	REVENUE TOTALS	$1,162,586.50	$1,652,924.17	$1,900,011.56	$927,183.00	$2,040,714.00	$770,465.00	($1,270,249.00)
	EXPENSE TOTALS	$768,298.38	$1,484,981.66	$944,750.03	$1,543,497.00	$2,040,714.00	$770,465.00	($1,270,249.00)
	Fund **400 - Economic Development** Totals	$394,288.12	$167,942.51	$955,261.53	($616,314.00)	$0.00	$0.00	$0.00
Fund **401 - Community Dev Block Program**								
REVENUE								
Department **690 - Development**								
Sub-Department **000 - Revenues**								
Grants								
401.690.000.32170	CDBG Grant	730,822.42	691,184.97	435,548.85	.00	1,267,188.00	.00	(1,267,188.00)
401.690.000.33903	Grants - Federal Government	.00	.00	.00	1,295,313.00	.00	1,295,313.00	1,295,313.00
	Grants Totals	$730,822.42	$691,184.97	$435,548.85	$1,295,313.00	$1,267,188.00	$1,295,313.00	$28,125.00
Reimbursements								
401.690.000.37900	Miscellaneous Reimbursement	633,839.51	140,387.36	60,000.00	150,000.00	427,000.00	427,000.00	.00
	Reimbursements Totals	$633,839.51	$140,387.36	$60,000.00	$150,000.00	$427,000.00	$427,000.00	$0.00
Other								
401.690.000.39900	Fund Balance Utilization	.00	.00	.00	.00	8,013.00	.00	(8,013.00)
	Other Totals	$0.00	$0.00	$0.00	$0.00	$8,013.00	$0.00	($8,013.00)
	Sub-Department **000 - Revenues** Totals	$1,364,661.93	$831,572.33	$495,548.85	$1,445,313.00	$1,702,201.00	$1,722,313.00	$20,112.00
	Department **690 - Development** Totals	$1,364,661.93	$831,572.33	$495,548.85	$1,445,313.00	$1,702,201.00	$1,722,313.00	$20,112.00
	REVENUE TOTALS	$1,364,661.93	$831,572.33	$495,548.85	$1,445,313.00	$1,702,201.00	$1,722,313.00	$20,112.00
EXPENSE								
Department **690 - Development**								
Sub-Department **711 - Community Developmt Block Grant**								
Personnel Services- Salaries & Wages								
401.690.711.40000	Salaries and Wages	109,721.48	122,436.09	134,044.02	.00	298,603.00	222,485.00	(76,118.00)
	Personnel Services- Salaries & Wages Totals	$109,721.48	$122,436.09	$134,044.02	$0.00	$298,603.00	$222,485.00	($76,118.00)
Personnel Services- Employee Benefits								
401.690.711.45000	Healthcare Contribution	10,506.00	19,487.64	25,092.25	.00	60,011.00	36,072.00	(23,939.00)
401.690.711.45010	Dental Contribution	478.77	414.42	376.44	.00	2,006.00	415.00	(1,591.00)
401.690.711.45100	FICA/SS Contribution	8,164.31	9,087.18	9,746.01	.00	22,831.00	16,993.00	(5,838.00)
401.690.711.45200	IMRF Contribution	4,903.06	6,467.04	8,297.46	.00	19,535.00	12,252.00	(7,283.00)
401.690.711.53010	Workers Compensation	1,566.00	1,148.98	5,051.00	.00	5,051.00	4,054.00	(997.00)
	Personnel Services- Employee Benefits Totals	$25,618.14	$36,605.26	$48,563.16	$0.00	$109,434.00	$69,786.00	($39,648.00)
Contractual Services								
401.690.711.50150	Contractual/Consulting Services	.00	3,434.00	.00	.00	25,000.00	25,000.00	.00
401.690.711.50340	Software Licensing Cost	93.51	.00	.00	.00	514.00	514.00	.00
401.690.711.50350	Notary Services	44.00	.00	.00	.00	.00	.00	.00
401.690.711.50590	Professional Services	78.99	57.85	.00	.00	101.00	101.00	.00
401.690.711.52010	Janitorial Services	754.32	372.77	.00	.00	814.00	814.00	.00

2027 SUMMARY DRAFT SRF Submitted Level Department & Account

Budget Year 2027

G/L Account	Account Description	2024 Actual Amount	2025 Actual Amount	2026 Actual Amount	2026 Estimated Amount	2026 Amended Budget	2027 Submitted Budget	Difference
Fund	**401 - Community Dev Block Program**							
EXPENSE								
Department	**690 - Development**							
Sub-Department	**711 - Community Developmt Block Grant**							
Contractual Services								
401.690.711.52110	Repairs and Maint- Buildings	81.68	56.66	.00	.00	231.00	231.00	.00
401.690.711.52140	Repairs and Maint- Copiers	70.81	80.03	.00	.00	80.00	80.00	.00
401.690.711.52180	Building Space Rental	6,573.38	2,972.83	.00	.00	.00	.00	.00
401.690.711.52230	Repairs and Maint- Vehicles	1,069.12	.00	.00	.00	100.00	100.00	.00
401.690.711.53000	Liability Insurance	3,412.34	3,255.65	10,877.00	.00	10,877.00	10,876.00	(1.00)
401.690.711.53020	Unemployment Claims	54.87	43.87	175.00	.00	175.00	175.00	.00
401.690.711.53070	Legal Printing	35.27	563.89	110.40	.00	300.00	300.00	.00
401.690.711.53100	Conferences and Meetings	190.48	267.25	.00	.00	650.00	650.00	.00
401.690.711.53110	Employee Training	5,490.41	7,919.49	903.90	.00	7,500.00	7,500.00	.00
401.690.711.53120	Employee Mileage Expense	.00	44.73	.00	.00	250.00	250.00	.00
401.690.711.55000	Miscellaneous Contractual Exp	1,163,458.65	704,642.97	223,060.62	.00	1,207,358.00	1,343,237.00	135,879.00
	Contractual Services Totals	$1,181,407.83	$723,711.99	$235,126.92	$0.00	$1,253,950.00	$1,389,828.00	$135,878.00
Commodities								
401.690.711.60000	Office Supplies	1,182.28	198.77	.00	.00	100.00	100.00	.00
401.690.711.60040	Postage	.00	18.58	.00	.00	100.00	100.00	.00
401.690.711.60050	Books and Subscriptions	3,234.95	.00	2,255.00	.00	2,500.00	2,500.00	.00
401.690.711.60070	Computer Hardware- Non Capital	1,030.00	840.00	2,105.00	.00	.00	.00	.00
401.690.711.63000	Utilities- Natural Gas	78.72	68.98	.00	.00	.00	.00	.00
401.690.711.63010	Utilities- Electric	54.95	46.54	.00	.00	.00	.00	.00
401.690.711.64000	Telephone	539.29	681.02	30.07	.00	.00	.00	.00
401.690.711.64010	Cellular Phone	683.29	835.11	47.06	.00	629.00	629.00	.00
401.690.711.64020	Internet	186.35	115.92	.00	.00	173.00	173.00	.00
	Commodities Totals	$6,989.83	$2,804.92	$4,437.13	$0.00	$3,502.00	$3,502.00	$0.00
Capital								
401.690.711.70080	Office Furniture	.00	.00	25,107.41	.00	.00	3,789.00	3,789.00
	Capital Totals	$0.00	$0.00	$25,107.41	$0.00	$0.00	$3,789.00	$3,789.00
Transfers Out								
401.690.711.99001	Transfer to General Fund 001	4,412.18	2,740.90	.00	.00	7,112.00	3,323.00	(3,789.00)
401.690.711.99404	Transfer to Homeless Management Info Systems Fund 404	28,000.00	.00	.00	.00	29,600.00	29,600.00	.00
	Transfers Out Totals	$32,412.18	$2,740.90	$0.00	$0.00	$36,712.00	$32,923.00	($3,789.00)
Sub-Department	**711 - Community Developmt Block Grant** Totals	$1,356,149.46	$888,299.16	$447,278.64	$0.00	$1,702,201.00	$1,722,313.00	$20,112.00
Department	**690 - Development** Totals	$1,356,149.46	$888,299.16	$447,278.64	$0.00	$1,702,201.00	$1,722,313.00	$20,112.00
	EXPENSE TOTALS	$1,356,149.46	$888,299.16	$447,278.64	$0.00	$1,702,201.00	$1,722,313.00	$20,112.00
Fund	**401 - Community Dev Block Program** Totals							

2027 SUMMARY DRAFT SRF Submitted Level Department & Account

Budget Year 2027

G/L Account	Account Description	2024 Actual Amount	2025 Actual Amount	2026 Actual Amount	2026 Estimated Amount	2026 Amended Budget	2027 Submitted Budget	Difference
	REVENUE TOTALS	$1,364,661.93	$831,572.33	$495,548.85	$1,445,313.00	$1,702,201.00	$1,722,313.00	$20,112.00
	EXPENSE TOTALS	$1,356,149.46	$888,299.16	$447,278.64	$0.00	$1,702,201.00	$1,722,313.00	$20,112.00
	Fund **401 - Community Dev Block Program** Totals	$8,512.47	($56,726.83)	$48,270.21	$1,445,313.00	$0.00	$0.00	$0.00
Fund **402 - HOME Program**								
REVENUE								
Department **690 - Development**								
Sub-Department **000 - Revenues**								
Grants								
402.690.000.32160	HOME Program Grant	1,251,095.02	1,035,559.71	445,473.71	.00	820,627.00	.00	(820,627.00)
402.690.000.33903	Grants - Federal Government	.00	.00	.00	824,018.00	.00	824,018.00	824,018.00
	Grants Totals	$1,251,095.02	$1,035,559.71	$445,473.71	$824,018.00	$820,627.00	$824,018.00	$3,391.00
Other								
402.690.000.38900	Miscellaneous Other	195,750.93	497,552.55	166,013.55	350,000.00	543,361.00	543,361.00	.00
402.690.000.39900	Fund Balance Utilization	.00	.00	.00	.00	2,255.00	.00	(2,255.00)
	Other Totals	$195,750.93	$497,552.55	$166,013.55	$350,000.00	$545,616.00	$543,361.00	($2,255.00)
	Sub-Department **000 - Revenues** Totals	$1,446,845.95	$1,533,112.26	$611,487.26	$1,174,018.00	$1,366,243.00	$1,367,379.00	$1,136.00
	Department **690 - Development** Totals	$1,446,845.95	$1,533,112.26	$611,487.26	$1,174,018.00	$1,366,243.00	$1,367,379.00	$1,136.00
	REVENUE TOTALS	$1,446,845.95	$1,533,112.26	$611,487.26	$1,174,018.00	$1,366,243.00	$1,367,379.00	$1,136.00
EXPENSE								
Department **690 - Development**								
Sub-Department **712 - HOME Program**								
Personnel Services- Salaries & Wages								
402.690.712.40000	Salaries and Wages	44,700.72	31,096.35	39,616.87	.00	86,877.00	88,426.00	1,549.00
	Personnel Services- Salaries & Wages Totals	$44,700.72	$31,096.35	$39,616.87	$0.00	$86,877.00	$88,426.00	$1,549.00
Personnel Services- Employee Benefits								
402.690.712.45000	Healthcare Contribution	3,473.59	4,399.87	9,194.12	.00	19,074.00	16,215.00	(2,859.00)
402.690.712.45010	Dental Contribution	197.10	102.25	85.47	.00	612.00	141.00	(471.00)
402.690.712.45100	FICA/SS Contribution	3,337.22	2,313.96	2,863.87	.00	6,626.00	6,734.00	108.00
402.690.712.45200	IMRF Contribution	2,002.11	1,646.43	2,439.62	.00	5,684.00	4,869.00	(815.00)
402.690.712.53010	Workers Compensation	568.52	207.33	1,471.00	.00	1,471.00	1,612.00	141.00
	Personnel Services- Employee Benefits Totals	$9,578.54	$8,669.84	$16,054.08	$0.00	$33,467.00	$29,571.00	($3,896.00)
Contractual Services								
402.690.712.50150	Contractual/Consulting Services	.00	3,433.00	.00	.00	50,000.00	50,000.00	.00
402.690.712.50340	Software Licensing Cost	.00	.00	.00	.00	248.00	248.00	.00
402.690.712.50590	Professional Services	28.37	14.64	.00	.00	49.00	49.00	.00
402.690.712.52010	Janitorial Services	293.66	111.64	.00	.00	392.00	392.00	.00
402.690.712.52110	Repairs and Maint- Buildings	26.26	12.23	.00	.00	111.00	111.00	.00
402.690.712.52140	Repairs and Maint- Copiers	28.37	26.31	.00	.00	39.00	39.00	.00
402.690.712.52180	Building Space Rental	2,345.03	648.03	.00	.00	.00	.00	.00
402.690.712.53000	Liability Insurance	1,390.21	830.51	3,167.00	.00	3,167.00	3,167.00	.00

2027 SUMMARY DRAFT SRF Submitted Level Department & Account

Budget Year 2027

G/L Account	Account Description	2024 Actual Amount	2025 Actual Amount	2026 Actual Amount	2026 Estimated Amount	2026 Amended Budget	2027 Submitted Budget	Difference
Fund **402 - HOME Program**								
EXPENSE								
Department **690 - Development**								
Sub-Department **712 - HOME Program**								
Contractual Services								
402.690.712.53020	Unemployment Claims	22.36	11.20	51.00	.00	51.00	51.00	.00
402.690.712.53070	Legal Printing	35.26	375.28	.00	.00	300.00	300.00	.00
402.690.712.53100	Conferences and Meetings	178.34	97.30	.00	.00	550.00	4,033.00	3,483.00
402.690.712.53110	Employee Training	3,806.72	3,490.03	3,443.27	.00	7,500.00	7,500.00	.00
402.690.712.53120	Employee Mileage Expense	60.57	67.80	.00	.00	.00	.00	.00
402.690.712.55000	Miscellaneous Contractual Exp	1,336,675.24	1,541,210.57	388,614.47	.00	1,180,233.00	1,179,668.00	(565.00)
	Contractual Services Totals	$1,344,890.39	$1,550,328.54	$395,275.74	$0.00	$1,242,640.00	$1,245,558.00	$2,918.00
Commodities								
402.690.712.60000	Office Supplies	.00	.00	.00	.00	50.00	50.00	.00
402.690.712.60040	Postage	.00	.00	.00	.00	100.00	100.00	.00
402.690.712.60050	Books and Subscriptions	79.95	.00	.00	.00	.00	.00	.00
402.690.712.60070	Computer Hardware- Non Capital	.00	.00	2,105.00	.00	.00	.00	.00
402.690.712.63000	Utilities- Natural Gas	25.47	17.45	.00	.00	.00	.00	.00
402.690.712.63010	Utilities- Electric	19.85	11.12	.00	.00	.00	.00	.00
402.690.712.64000	Telephone	219.13	253.15	30.07	.00	.00	.00	.00
402.690.712.64010	Cellular Phone	197.15	285.99	47.06	.00	268.00	268.00	.00
402.690.712.64020	Internet	67.68	33.11	.00	.00	83.00	83.00	.00
	Commodities Totals	$609.23	$600.82	$2,182.13	$0.00	$501.00	$501.00	$0.00
Capital								
402.690.712.70080	Office Furniture	.00	.00	25,107.40	.00	.00	.00	.00
	Capital Totals	$0.00	$0.00	$25,107.40	$0.00	$0.00	$0.00	$0.00
Transfers Out								
402.690.712.99001	Transfer to General Fund 001	1,552.43	638.64	.00	.00	2,758.00	3,323.00	565.00
	Transfers Out Totals	$1,552.43	$638.64	$0.00	$0.00	$2,758.00	$3,323.00	$565.00
Sub-Department **712 - HOME Program** Totals		$1,401,331.31	$1,591,334.19	$478,236.22	$0.00	$1,366,243.00	$1,367,379.00	$1,136.00
Department **690 - Development** Totals		$1,401,331.31	$1,591,334.19	$478,236.22	$0.00	$1,366,243.00	$1,367,379.00	$1,136.00
EXPENSE TOTALS		$1,401,331.31	$1,591,334.19	$478,236.22	$0.00	$1,366,243.00	$1,367,379.00	$1,136.00
Fund **402 - HOME Program** Totals								
REVENUE TOTALS		$1,446,845.95	$1,533,112.26	$611,487.26	$1,174,018.00	$1,366,243.00	$1,367,379.00	$1,136.00
EXPENSE TOTALS		$1,401,331.31	$1,591,334.19	$478,236.22	$0.00	$1,366,243.00	$1,367,379.00	$1,136.00
Fund **402 - HOME Program** Totals		$45,514.64	($58,221.93)	$133,251.04	$1,174,018.00	$0.00	$0.00	$0.00

2027 SUMMARY DRAFT SRF Submitted Level Department & Account

Budget Year 2027

G/L Account	Account Description	2024 Actual Amount	2025 Actual Amount	2026 Actual Amount	2026 Estimated Amount	2026 Amended Budget	2027 Submitted Budget	Difference
Fund **403 - Unincorporated Stormwater Mgmt**								
REVENUE								
Department **690 - Development**								
Sub-Department **000 - Revenues**								
Charges for Services								
403.690.000.34770	In Lieu of Site Runoff Fees	45,393.75	23,210.50	.00	.00	.00	.00	.00
	Charges for Services Totals	$45,393.75	$23,210.50	$0.00	$0.00	$0.00	$0.00	$0.00
Interest Revenue								
403.690.000.38000	Investment Income	13,797.09	15,752.35	5,123.45	.00	5,240.00	6,340.00	1,100.00
	Interest Revenue Totals	$13,797.09	$15,752.35	$5,123.45	$0.00	$5,240.00	$6,340.00	$1,100.00
Other								
403.690.000.39900	Fund Balance Utilization	.00	.00	.00	.00	30,000.00	.00	(30,000.00)
	Other Totals	$0.00	$0.00	$0.00	$0.00	$30,000.00	$0.00	($30,000.00)
Transfers In								
403.690.000.395314	Transfer from 45W185 Plank Road SSA SW 54 Fund 5314	3,928.00	4,000.00	4,000.00	4,000.00	4,000.00	4,000.00	.00
	Transfers In Totals	$3,928.00	$4,000.00	$4,000.00	$4,000.00	$4,000.00	$4,000.00	$0.00
	Sub-Department **000 - Revenues** Totals	$63,118.84	$42,962.85	$9,123.45	$4,000.00	$39,240.00	$10,340.00	($28,900.00)
	Department **690 - Development** Totals	$63,118.84	$42,962.85	$9,123.45	$4,000.00	$39,240.00	$10,340.00	($28,900.00)
	REVENUE TOTALS	$63,118.84	$42,962.85	$9,123.45	$4,000.00	$39,240.00	$10,340.00	($28,900.00)
EXPENSE								
Department **690 - Development**								
Sub-Department **713 - Unincorporated Stormwater Mgmt**								
Contractual Services								
403.690.713.50150	Contractual/Consulting Services	.00	.00	.00	30,000.00	30,000.00	.00	(30,000.00)
	Contractual Services Totals	$0.00	$0.00	$0.00	$30,000.00	$30,000.00	$0.00	($30,000.00)
Contingency and Other								
403.690.713.89000	Addition to Fund Balance	.00	.00	.00	.00	9,240.00	10,340.00	1,100.00
	Contingency and Other Totals	$0.00	$0.00	$0.00	$0.00	$9,240.00	$10,340.00	$1,100.00
	Sub-Department **713 - Unincorporated Stormwater Mgmt** Totals	$0.00	$0.00	$0.00	$30,000.00	$39,240.00	$10,340.00	($28,900.00)
	Department **690 - Development** Totals	$0.00	$0.00	$0.00	$30,000.00	$39,240.00	$10,340.00	($28,900.00)
	EXPENSE TOTALS	$0.00	$0.00	$0.00	$30,000.00	$39,240.00	$10,340.00	($28,900.00)
Fund **403 - Unincorporated Stormwater Mgmt** Totals								
	REVENUE TOTALS	$63,118.84	$42,962.85	$9,123.45	$4,000.00	$39,240.00	$10,340.00	($28,900.00)
	EXPENSE TOTALS	$0.00	$0.00	$0.00	$30,000.00	$39,240.00	$10,340.00	($28,900.00)
Fund **403 - Unincorporated Stormwater Mgmt** Totals		$63,118.84	$42,962.85	$9,123.45	($26,000.00)	$0.00	$0.00	$0.00

2027 SUMMARY DRAFT SRF Submitted Level Department & Account

Budget Year 2027

G/L Account	Account Description	2024 Actual Amount	2025 Actual Amount	2026 Actual Amount	2026 Estimated Amount	2026 Amended Budget	2027 Submitted Budget	Difference
Fund	**404 - Homeless Management Info Systems**							
REVENUE								
Department	**580 - Health**							
Sub-Department	**000 - Revenues**							
Grants								
404.580.000.33903	Grants - Federal Government	.00	.00	29,960.56	147,169.00	118,051.00	.00	(118,051.00)
	Grants Totals	$0.00	$0.00	$29,960.56	$147,169.00	$118,051.00	$0.00	($118,051.00)
Transfers In								
404.580.000.39401	Transfer from Community Development Block Grant Fund 401	.00	.00	.00	29,400.00	29,600.00	29,600.00	.00
	Transfers In Totals	$0.00	$0.00	$0.00	$29,400.00	$29,600.00	$29,600.00	$0.00
	Sub-Department **000 - Revenues** Totals	$0.00	$0.00	$29,960.56	$176,569.00	$147,651.00	$29,600.00	($118,051.00)
Sub-Department	**714 - Homeless Management Info Systems**							
Grants								
404.580.714.33903	Grants - Federal Government	.00	.00	.00	.00	.00	116,451.00	116,451.00
	Grants Totals	$0.00	$0.00	$0.00	$0.00	$0.00	$116,451.00	$116,451.00
	Sub-Department **714 - Homeless Management Info Systems** Totals	$0.00	$0.00	$0.00	$0.00	$0.00	$116,451.00	$116,451.00
	Department **580 - Health** Totals	$0.00	$0.00	$29,960.56	$176,569.00	$147,651.00	$146,051.00	($1,600.00)
Department	**690 - Development**							
Sub-Department	**000 - Revenues**							
Grants								
404.690.000.32370	HUD Grant	121,821.52	63,242.39	.00	.00	.00	.00	.00
	Grants Totals	$121,821.52	$63,242.39	$0.00	$0.00	$0.00	$0.00	$0.00
Other								
404.690.000.38900	Miscellaneous Other	696.00	.00	.00	.00	.00	.00	.00
	Other Totals	$696.00	$0.00	$0.00	$0.00	$0.00	$0.00	$0.00
Transfers In								
404.690.000.39401	Transfer from Community Development Block Grant Fund 401	28,000.00	.00	.00	.00	.00	.00	.00
	Transfers In Totals	$28,000.00	$0.00	$0.00	$0.00	$0.00	$0.00	$0.00
	Sub-Department **000 - Revenues** Totals	$150,517.52	$63,242.39	$0.00	$0.00	$0.00	$0.00	$0.00
	Department **690 - Development** Totals	$150,517.52	$63,242.39	$0.00	$0.00	$0.00	$0.00	$0.00
	REVENUE TOTALS	$150,517.52	$63,242.39	$29,960.56	$176,569.00	$147,651.00	$146,051.00	($1,600.00)
EXPENSE								
Department	**580 - Health**							
Sub-Department	**714 - Homeless Management Info Systems**							
Services								
404.580.714.45007	Healthcare Contribution Budget Increase	.00	.00	.00	.00	.00	507.00	507.00
404.580.714.45017	Dental Contribution Budget Increase	.00	.00	.00	.00	.00	19.00	19.00
	Services Totals	$0.00	$0.00	$0.00	$0.00	$0.00	$526.00	$526.00

2027 SUMMARY DRAFT SRF Submitted Level Department & Account

Budget Year 2027

G/L Account	Account Description	2024 Actual Amount	2025 Actual Amount	2026 Actual Amount	2026 Estimated Amount	2026 Amended Budget	2027 Submitted Budget	Difference
Fund	**404 - Homeless Management Info Systems**							
EXPENSE								
Department	**580 - Health**							
Sub-Department	**714 - Homeless Management Info Systems**							
Personnel Services- Salaries & Wages								
404.580.714.40000	Salaries and Wages	.00	19,779.21	14,157.65	.00	.00	57,039.00	57,039.00
	Personnel Services- Salaries & Wages Totals	$0.00	$19,779.21	$14,157.65	$0.00	$0.00	$57,039.00	$57,039.00
Personnel Services- Employee Benefits								
404.580.714.45000	Healthcare Contribution	.00	2,591.12	1,574.97	.00	.00	3,378.00	3,378.00
404.580.714.45010	Dental Contribution	.00	113.04	60.05	.00	.00	125.00	125.00
404.580.714.45100	FICA/SS Contribution	.00	1,515.29	1,052.68	.00	.00	4,366.00	4,366.00
404.580.714.45200	IMRF Contribution	.00	998.91	868.81	.00	.00	3,138.00	3,138.00
404.580.714.53010	Workers Compensation	.00	394.02	.00	.00	.00	1,039.00	1,039.00
	Personnel Services- Employee Benefits Totals	$0.00	$5,612.38	$3,556.51	$0.00	$0.00	$12,046.00	$12,046.00
Contractual Services								
404.580.714.50150	Contractual/Consulting Services	.00	.00	13,415.39	141,755.00	141,955.00	70,273.00	(71,682.00)
404.580.714.53000	Liability Insurance	.00	844.94	.00	1,937.00	1,937.00	2,054.00	117.00
404.580.714.53020	Unemployment Claims	.00	11.40	.00	1,008.00	1,008.00	35.00	(973.00)
404.580.714.53070	Legal Printing	.00	.00	.00	50.00	50.00	50.00	.00
	Contractual Services Totals	$0.00	$856.34	$13,415.39	$144,750.00	$144,950.00	$72,412.00	($72,538.00)
Commodities								
404.580.714.60000	Office Supplies	.00	.00	.00	100.00	100.00	100.00	.00
404.580.714.64000	Telephone	.00	.00	.00	225.00	225.00	225.00	.00
404.580.714.64010	Cellular Phone	.00	.00	.00	380.00	380.00	380.00	.00
	Commodities Totals	$0.00	$0.00	$0.00	$705.00	$705.00	$705.00	$0.00
Transfers Out								
404.580.714.99001	Transfer to General Fund 001	.00	.00	.00	1,996.00	1,996.00	3,323.00	1,327.00
	Transfers Out Totals	$0.00	$0.00	$0.00	$1,996.00	$1,996.00	$3,323.00	$1,327.00
Sub-Department	**714 - Homeless Management Info Systems** Totals	$0.00	$26,247.93	$31,129.55	$147,451.00	$147,651.00	$146,051.00	($1,600.00)
Department	**580 - Health** Totals	$0.00	$26,247.93	$31,129.55	$147,451.00	$147,651.00	$146,051.00	($1,600.00)
Department	**690 - Development**							
Sub-Department	**714 - Homeless Management Info Systems**							
Personnel Services- Salaries & Wages								
404.690.714.40000	Salaries and Wages	70,142.51	29,762.91	.00	.00	.00	.00	.00
	Personnel Services- Salaries & Wages Totals	$70,142.51	$29,762.91	$0.00	$0.00	$0.00	$0.00	$0.00
Personnel Services- Employee Benefits								
404.690.714.45000	Healthcare Contribution	11,065.65	4,503.50	.00	.00	.00	.00	.00
404.690.714.45010	Dental Contribution	529.82	191.84	.00	.00	.00	.00	.00
404.690.714.45100	FICA/SS Contribution	5,154.67	2,184.19	.00	.00	.00	.00	.00

2027 SUMMARY DRAFT SRF Submitted Level Department & Account

Budget Year 2027

G/L Account	Account Description	2024 Actual Amount	2025 Actual Amount	2026 Actual Amount	2026 Estimated Amount	2026 Amended Budget	2027 Submitted Budget	Difference
Fund	**404 - Homeless Management Info Systems**							
EXPENSE								
Department	**690 - Development**							
Sub-Department	**714 - Homeless Management Info Systems**							
Personnel Services- Employee Benefits								
404.690.714.45200	IMRF Contribution	3,091.90	1,549.89	.00	.00	.00	.00	.00
404.690.714.53010	Workers Compensation	1,464.61	514.90	.00	.00	.00	.00	.00
	Personnel Services- Employee Benefits Totals	$21,306.65	$8,944.32	$0.00	$0.00	$0.00	$0.00	$0.00
Contractual Services								
404.690.714.50150	Contractual/Consulting Services	61,443.32	20,043.61	9,653.78	.00	.00	.00	.00
404.690.714.50340	Software Licensing Cost	154.00	27,942.50	.00	.00	.00	.00	.00
404.690.714.50590	Professional Services	67.08	27.55	.00	.00	.00	.00	.00
404.690.714.52010	Janitorial Services	653.17	174.19	.00	.00	.00	.00	.00
404.690.714.52110	Repairs and Maint- Buildings	61.52	27.85	.00	.00	.00	.00	.00
404.690.714.52140	Repairs and Maint- Copiers	57.47	39.67	.00	.00	.00	.00	.00
404.690.714.52180	Building Space Rental	5,639.66	1,498.74	.00	.00	.00	.00	.00
404.690.714.53000	Liability Insurance	2,181.44	1,104.20	.00	.00	.00	.00	.00
404.690.714.53020	Unemployment Claims	35.08	14.87	.00	.00	.00	.00	.00
	Contractual Services Totals	$70,292.74	$50,873.18	$9,653.78	$0.00	$0.00	$0.00	$0.00
Commodities								
404.690.714.60070	Computer Hardware- Non Capital	1,184.99	.00	.00	.00	.00	.00	.00
404.690.714.63000	Utilities- Natural Gas	53.63	31.82	.00	.00	.00	.00	.00
404.690.714.63010	Utilities- Electric	48.31	23.02	.00	.00	.00	.00	.00
404.690.714.64000	Telephone	288.89	123.36	.00	.00	.00	.00	.00
404.690.714.64010	Cellular Phone	471.74	209.05	.00	.00	.00	.00	.00
404.690.714.64020	Internet	152.34	50.44	.00	.00	.00	.00	.00
	Commodities Totals	$2,199.90	$437.69	$0.00	$0.00	$0.00	$0.00	$0.00
Transfers Out								
404.690.714.99001	Transfer to General Fund 001	3,676.84	1,357.17	.00	.00	.00	.00	.00
	Transfers Out Totals	$3,676.84	$1,357.17	$0.00	$0.00	$0.00	$0.00	$0.00
Sub-Department	**714 - Homeless Management Info Systems** Totals	$167,618.64	$91,375.27	$9,653.78	$0.00	$0.00	$0.00	$0.00
Department	**690 - Development** Totals	$167,618.64	$91,375.27	$9,653.78	$0.00	$0.00	$0.00	$0.00
	EXPENSE TOTALS	$167,618.64	$117,623.20	$40,783.33	$147,451.00	$147,651.00	$146,051.00	($1,600.00)
Fund	**404 - Homeless Management Info Systems** Totals							
	REVENUE TOTALS	$150,517.52	$63,242.39	$29,960.56	$176,569.00	$147,651.00	$146,051.00	($1,600.00)
	EXPENSE TOTALS	$167,618.64	$117,623.20	$40,783.33	$147,451.00	$147,651.00	$146,051.00	($1,600.00)
Fund	**404 - Homeless Management Info Systems** Totals	($17,101.12)	($54,380.81)	($10,822.77)	$29,118.00	$0.00	$0.00	$0.00

2027 SUMMARY DRAFT SRF Submitted Level Department & Account

Budget Year 2027

G/L Account	Account Description	2024 Actual Amount	2025 Actual Amount	2026 Actual Amount	2026 Estimated Amount	2026 Amended Budget	2027 Submitted Budget	Difference
Fund **405 - Cost Share Drainage**								
REVENUE								
Department **690 - Development**								
Sub-Department **000 - Revenues**								
Interest Revenue								
405.690.000.38000	Investment Income	20,880.18	29,450.66	7,347.37	.00	13,000.00	7,000.00	(6,000.00)
	Interest Revenue Totals	$20,880.18	$29,450.66	$7,347.37	$0.00	$13,000.00	$7,000.00	($6,000.00)
Other								
405.690.000.39900	Fund Balance Utilization	.00	.00	.00	.00	373,764.00	123,965.00	(249,799.00)
	Other Totals	$0.00	$0.00	$0.00	$0.00	$373,764.00	$123,965.00	($249,799.00)
Transfers In								
405.690.000.39001	Transfer from General Fund 001	250,000.00	.00	.00	.00	.00	.00	.00
405.690.000.39120	Transfer from Grand Victoria Casino Elgin Fund 120	4,555.00	4,555.00	5,055.00	5,055.00	5,055.00	151,716.00	146,661.00
405.690.000.395304	Transfer from Wildwood West SBA SW41 Fund 5304	665.00	.00	.00	.00	.00	.00	.00
405.690.000.395312	Transfer from Tamara Dittman SBA SW 50 Fund 5312	1,215.00	550.00	.00	.00	.00	.00	.00
405.690.000.395313	Transfer from Church Molitor SSA SA 52 Fund 5313	3,334.00	500.00	.00	.00	.00	.00	.00
405.690.000.395315	Transfer from Boyer Road Special Service Area Fund 5315	700.00	700.00	700.00	700.00	700.00	700.00	.00
	Transfers In Totals	$260,469.00	$6,305.00	$5,755.00	$5,755.00	$5,755.00	$152,416.00	$146,661.00
	Sub-Department **000 - Revenues** Totals	$281,349.18	$35,755.66	$13,102.37	$5,755.00	$392,519.00	$283,381.00	($109,138.00)
	Department **690 - Development** Totals	$281,349.18	$35,755.66	$13,102.37	$5,755.00	$392,519.00	$283,381.00	($109,138.00)
	REVENUE TOTALS	$281,349.18	$35,755.66	$13,102.37	$5,755.00	$392,519.00	$283,381.00	($109,138.00)
EXPENSE								
Department **690 - Development**								
Sub-Department **715 - Cost Share Drainage**								
Contractual Services								
405.690.715.50020	Special Studies	525.00	525.00	.00	1,000.00	1,000.00	31,000.00	30,000.00
405.690.715.50140	Engineering Services	.00	.00	6,615.00	32,414.00	32,414.00	15,000.00	(17,414.00)
405.690.715.50150	Contractual/Consulting Services	.00	3,980.00	85.70	.00	.00	35,000.00	35,000.00
405.690.715.50590	Professional Services	2,426.60	(2,300.00)	5,755.63	200,000.00	200,000.00	115,665.00	(84,335.00)
	Contractual Services Totals	$2,951.60	$2,205.00	$12,456.33	$233,414.00	$233,414.00	$196,665.00	($36,749.00)
Contingency and Other								
405.690.715.89000	Addition to Fund Balance	.00	.00	.00	.00	13,000.00	.00	(13,000.00)
	Contingency and Other Totals	$0.00	$0.00	$0.00	$0.00	$13,000.00	$0.00	($13,000.00)
Transfers Out								
405.690.715.995312	Transfer To Tamara Dittman SBA SW 50 Fund 5312	.00	.00	550.00	550.00	550.00	.00	(550.00)

2027 SUMMARY DRAFT SRF Submitted Level Department & Account

Budget Year 2027

G/L Account	Account Description	2024 Actual Amount	2025 Actual Amount	2026 Actual Amount	2026 Estimated Amount	2026 Amended Budget	2027 Submitted Budget	Difference
Fund **405 - Cost Share Drainage**								
EXPENSE								
Department **690 - Development**								
Sub-Department **715 - Cost Share Drainage**								
Transfers Out								
405.690.715.995313	Transfer To Church Molitor SSA SA 54 Fund 5313	.00	.00	500.00	500.00	500.00	.00	(500.00)
	Transfers Out Totals	$0.00	$0.00	$1,050.00	$1,050.00	$1,050.00	$0.00	($1,050.00)
Sub-Department **715 - Cost Share Drainage** Totals		$2,951.60	$2,205.00	$13,506.33	$234,464.00	$247,464.00	$196,665.00	($50,799.00)
Sub-Department **732 - NPDES - Stormwater Management**								
Contractual Services								
405.690.732.50150	Contractual/Consulting Services	4,797.00	2,494.00	297.00	3,000.00	3,000.00	81,893.00	78,893.00
405.690.732.53130	General Association Dues	1,225.01	465.00	1,237.50	1,215.00	1,215.00	1,000.00	(215.00)
	Contractual Services Totals	$6,022.01	$2,959.00	$1,534.50	$4,215.00	$4,215.00	$82,893.00	$78,678.00
Commodities								
405.690.732.60010	Operating Supplies	250.96	1,315.28	76.84	840.00	840.00	3,823.00	2,983.00
	Commodities Totals	$250.96	$1,315.28	$76.84	$840.00	$840.00	$3,823.00	$2,983.00
Sub-Department **732 - NPDES - Stormwater Management** Totals		$6,272.97	$4,274.28	$1,611.34	$5,055.00	$5,055.00	$86,716.00	$81,661.00
Sub-Department **746 - KC Unstudied Floodplain Mapping**								
Contractual Services								
405.690.746.50150	Contractual/Consulting Services	3,157.44	134,351.00	57,790.89	116,000.00	140,000.00	.00	(140,000.00)
	Contractual Services Totals	$3,157.44	$134,351.00	$57,790.89	$116,000.00	$140,000.00	$0.00	($140,000.00)
Sub-Department **746 - KC Unstudied Floodplain Mapping** Totals		$3,157.44	$134,351.00	$57,790.89	$116,000.00	$140,000.00	$0.00	($140,000.00)
Department **690 - Development** Totals		$12,382.01	$140,830.28	$72,908.56	$355,519.00	$392,519.00	$283,381.00	($109,138.00)
EXPENSE TOTALS		$12,382.01	$140,830.28	$72,908.56	$355,519.00	$392,519.00	$283,381.00	($109,138.00)
Fund **405 - Cost Share Drainage** Totals								
REVENUE TOTALS		$281,349.18	$35,755.66	$13,102.37	$5,755.00	$392,519.00	$283,381.00	($109,138.00)
EXPENSE TOTALS		$12,382.01	$140,830.28	$72,908.56	$355,519.00	$392,519.00	$283,381.00	($109,138.00)
Fund **405 - Cost Share Drainage** Totals		$268,967.17	($105,074.62)	($59,806.19)	($349,764.00)	$0.00	$0.00	$0.00

2027 SUMMARY DRAFT SRF Submitted Level Department & Account

Budget Year 2027

G/L Account	Account Description	2024 Actual Amount	2025 Actual Amount	2026 Actual Amount	2026 Estimated Amount	2026 Amended Budget	2027 Submitted Budget	Difference
Fund	**406 - OCR & Recovery Act Programs**							
REVENUE								
Department	**690 - Development**							
Sub-Department	**000 - Revenues**							
Grants								
406.690.000.33897	St. Charles Housing Trust Fund (Local Grant)	.00	30,697.60	110,724.08	500,000.00	500,000.00	.00	(500,000.00)
406.690.000.33901	Grants - Local Government	.00	.00	.00	.00	.00	500,000.00	500,000.00
	Grants Totals	$0.00	$30,697.60	$110,724.08	$500,000.00	$500,000.00	$500,000.00	$0.00
Other								
406.690.000.39900	Fund Balance Utilization	.00	.00	.00	.00	4,870.00	.00	(4,870.00)
	Other Totals	$0.00	$0.00	$0.00	$0.00	$4,870.00	$0.00	($4,870.00)
	Sub-Department **000 - Revenues** Totals	$0.00	$30,697.60	$110,724.08	$500,000.00	$504,870.00	$500,000.00	($4,870.00)
	Department **690 - Development** Totals	$0.00	$30,697.60	$110,724.08	$500,000.00	$504,870.00	$500,000.00	($4,870.00)
	REVENUE TOTALS	$0.00	$30,697.60	$110,724.08	$500,000.00	$504,870.00	$500,000.00	($4,870.00)
EXPENSE								
Department	**690 - Development**							
Sub-Department	**709 - OCR Operating Pool**							
Personnel Services- Salaries & Wages								
406.690.709.40000	Salaries and Wages	11,211.04	8,202.33	17,293.24	.00	4,265.00	.00	(4,265.00)
	Personnel Services- Salaries & Wages Totals	$11,211.04	$8,202.33	$17,293.24	$0.00	$4,265.00	$0.00	($4,265.00)
Personnel Services- Employee Benefits								
406.690.709.45000	Healthcare Contribution	1,557.37	923.26	2,159.24	.00	.00	.00	.00
406.690.709.45010	Dental Contribution	63.84	41.36	94.20	.00	.00	.00	.00
406.690.709.45100	FICA/SS Contribution	823.00	602.77	1,301.03	.00	326.00	.00	(326.00)
406.690.709.45200	IMRF Contribution	554.02	430.22	1,168.99	.00	279.00	.00	(279.00)
	Personnel Services- Employee Benefits Totals	$2,998.23	$1,997.61	$4,723.46	$0.00	$605.00	$0.00	($605.00)
	Sub-Department **709 - OCR Operating Pool** Totals	$14,209.27	$10,199.94	$22,016.70	$0.00	$4,870.00	$0.00	($4,870.00)
Sub-Department	**722 - LHCP**							
Contractual Services								
406.690.722.55000	Miscellaneous Contractual Exp	29,569.27	.00	.00	.00	.00	.00	.00
	Contractual Services Totals	$29,569.27	$0.00	$0.00	$0.00	$0.00	$0.00	$0.00
	Sub-Department **722 - LHCP** Totals	$29,569.27	$0.00	$0.00	$0.00	$0.00	$0.00	$0.00
Sub-Department	**728 - St. Charles Housing Trust Fund**							
Contractual Services								
406.690.728.55000	Miscellaneous Contractual Exp	.00	72,022.64	42,977.36	.00	500,000.00	500,000.00	.00
	Contractual Services Totals	$0.00	$72,022.64	$42,977.36	$0.00	$500,000.00	$500,000.00	$0.00
	Sub-Department **728 - St. Charles Housing Trust Fund** Totals	$0.00	$72,022.64	$42,977.36	$0.00	$500,000.00	$500,000.00	$0.00
	Department **690 - Development** Totals	$43,778.54	$82,222.58	$64,994.06	$0.00	$504,870.00	$500,000.00	($4,870.00)
	EXPENSE TOTALS	$43,778.54	$82,222.58	$64,994.06	$0.00	$504,870.00	$500,000.00	($4,870.00)

2027 SUMMARY DRAFT SRF Submitted Level Department & Account

Budget Year 2027

G/L Account	Account Description	2024 Actual Amount	2025 Actual Amount	2026 Actual Amount	2026 Estimated Amount	2026 Amended Budget	2027 Submitted Budget	Difference
Fund	**406 - OCR & Recovery Act Programs** Totals							
	REVENUE TOTALS	$0.00	$30,697.60	$110,724.08	$500,000.00	$504,870.00	$500,000.00	($4,870.00)
	EXPENSE TOTALS	$43,778.54	$82,222.58	$64,994.06	$0.00	$504,870.00	$500,000.00	($4,870.00)
Fund	**406 - OCR & Recovery Act Programs** Totals	($43,778.54)	($51,524.98)	$45,730.02	$500,000.00	$0.00	$0.00	$0.00
Fund	**407 - Quality of Kane Grants**							
REVENUE								
Department	**690 - Development**							
Sub-Department	**000 - Revenues**							
Reimbursements								
407.690.000.37900	Miscellaneous Reimbursement	.00	.00	.00	10,000.00	10,000.00	10,000.00	.00
	Reimbursements Totals	$0.00	$0.00	$0.00	$10,000.00	$10,000.00	$10,000.00	$0.00
Interest Revenue								
407.690.000.38000	Investment Income	3,241.74	3,734.31	1,136.94	3,500.00	1,413.00	1,710.00	297.00
	Interest Revenue Totals	$3,241.74	$3,734.31	$1,136.94	$3,500.00	$1,413.00	$1,710.00	$297.00
Other								
407.690.000.39900	Fund Balance Utilization	.00	.00	.00	19,457.00	19,457.00	52,117.00	32,660.00
	Other Totals	$0.00	$0.00	$0.00	$19,457.00	$19,457.00	$52,117.00	$32,660.00
Transfers In								
407.690.000.39120	Transfer from Grand Victoria Casino Elgin Fund 120	20,000.00	.00	.00	.00	.00	.00	.00
	Transfers In Totals	$20,000.00	$0.00	$0.00	$0.00	$0.00	$0.00	$0.00
Sub-Department	**000 - Revenues** Totals	$23,241.74	$3,734.31	$1,136.94	$32,957.00	$30,870.00	$63,827.00	$32,957.00
Department	**690 - Development** Totals	$23,241.74	$3,734.31	$1,136.94	$32,957.00	$30,870.00	$63,827.00	$32,957.00
	REVENUE TOTALS	$23,241.74	$3,734.31	$1,136.94	$32,957.00	$30,870.00	$63,827.00	$32,957.00
EXPENSE								
Department	**690 - Development**							
Sub-Department	**724 - Quality of Kane Grants**							
Contractual Services								
407.690.724.50150	Contractual/Consulting Services	472.00	.00	.00	.00	.00	50,297.00	50,297.00
407.690.724.53100	Conferences and Meetings	.00	.00	.00	30,870.00	30,870.00	13,530.00	(17,340.00)
	Contractual Services Totals	$472.00	$0.00	$0.00	$30,870.00	$30,870.00	$63,827.00	$32,957.00
Sub-Department	**724 - Quality of Kane Grants** Totals	$472.00	$0.00	$0.00	$30,870.00	$30,870.00	$63,827.00	$32,957.00
Department	**690 - Development** Totals	$472.00	$0.00	$0.00	$30,870.00	$30,870.00	$63,827.00	$32,957.00
	EXPENSE TOTALS	$472.00	$0.00	$0.00	$30,870.00	$30,870.00	$63,827.00	$32,957.00
Fund	**407 - Quality of Kane Grants** Totals							
	REVENUE TOTALS	$23,241.74	$3,734.31	$1,136.94	$32,957.00	$30,870.00	$63,827.00	$32,957.00
	EXPENSE TOTALS	$472.00	$0.00	$0.00	$30,870.00	$30,870.00	$63,827.00	$32,957.00
Fund	**407 - Quality of Kane Grants** Totals	$22,769.74	$3,734.31	$1,136.94	$2,087.00	$0.00	$0.00	$0.00

2027 SUMMARY DRAFT SRF Submitted Level Department & Account

Budget Year 2027

G/L Account	Account Description	2024 Actual Amount	2025 Actual Amount	2026 Actual Amount	2026 Estimated Amount	2026 Amended Budget	2027 Submitted Budget	Difference
Fund	**408 - Neighborhood Stabilization Progr**							
REVENUE								
Department	**690 - Development**							
Sub-Department	**000 - Revenues**							
Other								
408.690.000.39900	Fund Balance Utilization	.00	.00	.00	.00	87,166.00	.00	(87,166.00)
	Other Totals	$0.00	$0.00	$0.00	$0.00	$87,166.00	$0.00	($87,166.00)
	Sub-Department **000 - Revenues** Totals	$0.00	$0.00	$0.00	$0.00	$87,166.00	$0.00	($87,166.00)
	Department **690 - Development** Totals	$0.00	$0.00	$0.00	$0.00	$87,166.00	$0.00	($87,166.00)
	REVENUE TOTALS	$0.00	$0.00	$0.00	$0.00	$87,166.00	$0.00	($87,166.00)
EXPENSE								
Department	**690 - Development**							
Sub-Department	**720 - Neighborhood Stabilization Prgm**							
Contractual Services								
408.690.720.55050	Grant Services	.00	.00	.00	.00	87,166.00	.00	(87,166.00)
	Contractual Services Totals	$0.00	$0.00	$0.00	$0.00	$87,166.00	$0.00	($87,166.00)
	Sub-Department **720 - Neighborhood Stabilization Prgm** Totals	$0.00	$0.00	$0.00	$0.00	$87,166.00	$0.00	($87,166.00)
	Department **690 - Development** Totals	$0.00	$0.00	$0.00	$0.00	$87,166.00	$0.00	($87,166.00)
	EXPENSE TOTALS	$0.00	$0.00	$0.00	$0.00	$87,166.00	$0.00	($87,166.00)
Fund	**408 - Neighborhood Stabilization Progr** Totals							
	REVENUE TOTALS	$0.00	$0.00	$0.00	$0.00	$87,166.00	$0.00	($87,166.00)
	EXPENSE TOTALS	$0.00	$0.00	$0.00	$0.00	$87,166.00	$0.00	($87,166.00)
Fund	**408 - Neighborhood Stabilization Progr** Totals	$0.00	$0.00	$0.00	$0.00	$0.00	$0.00	$0.00
Fund	**409 - Continuum of Care Planning Grant**							
REVENUE								
Department	**580 - Health**							
Sub-Department	**000 - Revenues**							
Grants								
409.580.000.33902	Grants - State Government	.00	.00	83,938.76	.00	.00	.00	.00
409.580.000.33903	Grants - Federal Government	.00	.00	84,567.88	222,274.00	133,600.00	.00	(133,600.00)
	Grants Totals	$0.00	$0.00	$168,506.64	$222,274.00	$133,600.00	$0.00	($133,600.00)
Other								
409.580.000.38900	Miscellaneous Other	.00	.00	.00	25,150.00	25,150.00	25,150.00	.00
	Other Totals	$0.00	$0.00	$0.00	$25,150.00	$25,150.00	$25,150.00	$0.00
	Sub-Department **000 - Revenues** Totals	$0.00	$0.00	$168,506.64	$247,424.00	$158,750.00	$25,150.00	($133,600.00)

2027 SUMMARY DRAFT SRF Submitted Level Department & Account

Budget Year 2027

G/L Account	Account Description	2024 Actual Amount	2025 Actual Amount	2026 Actual Amount	2026 Estimated Amount	2026 Amended Budget	2027 Submitted Budget	Difference
Fund	**409 - Continuum of Care Planning Grant**							
REVENUE								
Department	**580 - Health**							
Sub-Department	**725 - Continuum of Care**							
Grants								
409.580.725.33903	Grants - Federal Government	.00	.00	.00	.00	.00	133,600.00	133,600.00
	Grants Totals	$0.00	$0.00	$0.00	$0.00	$0.00	$133,600.00	$133,600.00
Sub-Department	**725 - Continuum of Care** Totals	$0.00	$0.00	$0.00	$0.00	$0.00	$133,600.00	$133,600.00
Sub-Department	**741 - CoC Rapid Re-Housing (RRH)**							
Grants								
409.580.741.33902	Grants - State Government	.00	.00	.00	.00	.00	100,106.00	100,106.00
	Grants Totals	$0.00	$0.00	$0.00	$0.00	$0.00	$100,106.00	$100,106.00
Sub-Department	**741 - CoC Rapid Re-Housing (RRH)** Totals	$0.00	$0.00	$0.00	$0.00	$0.00	$100,106.00	$100,106.00
Sub-Department	**742 - Capacity Expansion Build (CEB)**							
Grants								
409.580.742.33902	Grants - State Government	.00	.00	.00	.00	.00	87,986.00	87,986.00
	Grants Totals	$0.00	$0.00	$0.00	$0.00	$0.00	$87,986.00	$87,986.00
Sub-Department	**742 - Capacity Expansion Build (CEB)** Totals	$0.00	$0.00	$0.00	$0.00	$0.00	$87,986.00	$87,986.00
Department	**580 - Health** Totals	$0.00	$0.00	$168,506.64	$247,424.00	$158,750.00	$346,842.00	$188,092.00
Department	**690 - Development**							
Sub-Department	**000 - Revenues**							
Grants								
409.690.000.33585	COC Planning Grant	68,275.00	30,668.99	.00	.00	.00	.00	.00
	Grants Totals	$68,275.00	$30,668.99	$0.00	$0.00	$0.00	$0.00	$0.00
Other								
409.690.000.38900	Miscellaneous Other	13,000.00	29,450.00	.00	.00	.00	.00	.00
	Other Totals	$13,000.00	$29,450.00	$0.00	$0.00	$0.00	$0.00	$0.00
Sub-Department	**000 - Revenues** Totals	$81,275.00	$60,118.99	$0.00	$0.00	$0.00	$0.00	$0.00
Department	**690 - Development** Totals	$81,275.00	$60,118.99	$0.00	$0.00	$0.00	$0.00	$0.00
	REVENUE TOTALS	$81,275.00	$60,118.99	$168,506.64	$247,424.00	$158,750.00	$346,842.00	$188,092.00
EXPENSE								
Department	**580 - Health**							
Sub-Department	**725 - Continuum of Care**							
Services								
409.580.725.45007	Healthcare Contribution Budget Increase	.00	.00	.00	.00	.00	620.00	620.00
409.580.725.45017	Dental Contribution Budget Increase	.00	.00	.00	.00	.00	23.00	23.00
	Services Totals	$0.00	$0.00	$0.00	$0.00	$0.00	$643.00	$643.00

2027 SUMMARY DRAFT SRF Submitted Level Department & Account

Budget Year 2027

G/L Account	Account Description	2024 Actual Amount	2025 Actual Amount	2026 Actual Amount	2026 Estimated Amount	2026 Amended Budget	2027 Submitted Budget	Difference
Fund	**409 - Continuum of Care Planning Grant**							
EXPENSE								
Department	**580 - Health**							
Sub-Department	**725 - Continuum of Care**							
Personnel Services- Salaries & Wages								
409.580.725.40000	Salaries and Wages	.00	35,434.77	5,205.79	.00	.00	97,133.00	97,133.00
	Personnel Services- Salaries & Wages Totals	$0.00	$35,434.77	$5,205.79	$0.00	$0.00	$97,133.00	$97,133.00
Personnel Services- Employee Benefits								
409.580.725.45000	Healthcare Contribution	.00	4,794.80	599.35	.00	.00	4,129.00	4,129.00
409.580.725.45010	Dental Contribution	.00	217.84	27.23	.00	.00	152.00	152.00
409.580.725.45100	FICA/SS Contribution	.00	2,625.07	382.16	.00	.00	7,434.00	7,434.00
409.580.725.45200	IMRF Contribution	.00	1,873.53	272.76	.00	.00	5,344.00	5,344.00
409.580.725.53010	Workers Compensation	.00	703.08	.00	.00	.00	1,769.00	1,769.00
	Personnel Services- Employee Benefits Totals	$0.00	$10,214.32	$1,281.50	$0.00	$0.00	$18,828.00	$18,828.00
Contractual Services								
409.580.725.50150	Contractual/Consulting Services	.00	.00	9,000.00	149,782.00	149,782.00	222,834.00	73,052.00
409.580.725.53000	Liability Insurance	.00	1,507.80	.00	3,366.00	3,366.00	3,497.00	131.00
409.580.725.53020	Unemployment Claims	.00	20.27	.00	1,751.00	1,751.00	59.00	(1,692.00)
409.580.725.53070	Legal Printing	.00	.00	.00	50.00	50.00	50.00	.00
	Contractual Services Totals	$0.00	$1,528.07	$9,000.00	$154,949.00	$154,949.00	$226,440.00	$71,491.00
Commodities								
409.580.725.60000	Office Supplies	.00	.00	.00	100.00	100.00	100.00	.00
409.580.725.64000	Telephone	.00	.00	.00	375.00	375.00	375.00	.00
	Commodities Totals	$0.00	$0.00	$0.00	$475.00	$475.00	$475.00	$0.00
Transfers Out								
409.580.725.99001	Transfer to General Fund 001	.00	.00	.00	3,326.00	3,326.00	3,323.00	(3.00)
	Transfers Out Totals	$0.00	$0.00	$0.00	$3,326.00	$3,326.00	$3,323.00	($3.00)
Sub-Department	**725 - Continuum of Care** Totals	$0.00	$47,177.16	$15,487.29	$158,750.00	$158,750.00	$346,842.00	$188,092.00
Department	**580 - Health** Totals	$0.00	$47,177.16	$15,487.29	$158,750.00	$158,750.00	$346,842.00	$188,092.00
Department	**690 - Development**							
Sub-Department	**725 - Continuum of Care**							
Personnel Services- Salaries & Wages								
409.690.725.40000	Salaries and Wages	41,152.26	49,025.27	.00	.00	.00	.00	.00
	Personnel Services- Salaries & Wages Totals	$41,152.26	$49,025.27	$0.00	$0.00	$0.00	$0.00	$0.00
Personnel Services- Employee Benefits								
409.690.725.45000	Healthcare Contribution	5,373.08	7,966.21	.00	.00	.00	.00	.00
409.690.725.45010	Dental Contribution	237.63	356.56	.00	.00	.00	.00	.00
409.690.725.45100	FICA/SS Contribution	3,046.87	3,613.29	.00	.00	.00	.00	.00
409.690.725.45200	IMRF Contribution	1,828.38	2,563.19	.00	.00	.00	.00	.00

2027 SUMMARY DRAFT SRF Submitted Level Department & Account

Budget Year 2027

G/L Account	Account Description	2024 Actual Amount	2025 Actual Amount	2026 Actual Amount	2026 Estimated Amount	2026 Amended Budget	2027 Submitted Budget	Difference
Fund	**409 - Continuum of Care Planning Grant**							
EXPENSE								
Department	**690 - Development**							
Sub-Department	**725 - Continuum of Care**							
Personnel Services- Employee Benefits								
409.690.725.53010	Workers Compensation	880.67	848.12	.00	.00	.00	.00	.00
	Personnel Services- Employee Benefits Totals	$11,366.63	$15,347.37	$0.00	$0.00	$0.00	$0.00	$0.00
Contractual Services								
409.690.725.50150	Contractual/Consulting Services	33,450.00	18,900.00	.00	.00	.00	.00	.00
409.690.725.50590	Professional Services	37.87	45.68	.00	.00	.00	.00	.00
409.690.725.52010	Janitorial Services	353.76	286.13	.00	.00	.00	.00	.00
409.690.725.52110	Repairs and Maint- Buildings	48.30	47.21	.00	.00	.00	.00	.00
409.690.725.52140	Repairs and Maint- Copiers	40.45	59.11	.00	.00	.00	.00	.00
409.690.725.52180	Building Space Rental	2,937.00	2,612.15	.00	.00	.00	.00	.00
409.690.725.53000	Liability Insurance	1,279.82	1,818.83	.00	.00	.00	.00	.00
409.690.725.53020	Unemployment Claims	20.59	24.50	.00	.00	.00	.00	.00
	Contractual Services Totals	$38,167.79	$23,793.61	$0.00	$0.00	$0.00	$0.00	$0.00
Commodities								
409.690.725.63000	Utilities- Natural Gas	26.75	54.77	.00	.00	.00	.00	.00
409.690.725.63010	Utilities- Electric	25.24	40.18	.00	.00	.00	.00	.00
409.690.725.64000	Telephone	168.93	211.37	.00	.00	.00	.00	.00
409.690.725.64010	Cellular Phone	273.36	353.47	.00	.00	.00	.00	.00
409.690.725.64020	Internet	81.40	87.37	.00	.00	.00	.00	.00
	Commodities Totals	$575.68	$747.16	$0.00	$0.00	$0.00	$0.00	$0.00
Transfers Out								
409.690.725.99001	Transfer to General Fund 001	2,069.90	2,421.58	.00	.00	.00	.00	.00
	Transfers Out Totals	$2,069.90	$2,421.58	$0.00	$0.00	$0.00	$0.00	$0.00
Sub-Department	**725 - Continuum of Care** Totals	$93,332.26	$91,334.99	$0.00	$0.00	$0.00	$0.00	$0.00
Department	**690 - Development** Totals	$93,332.26	$91,334.99	$0.00	$0.00	$0.00	$0.00	$0.00
	EXPENSE TOTALS	$93,332.26	$138,512.15	$15,487.29	$158,750.00	$158,750.00	$346,842.00	$188,092.00
Fund	**409 - Continuum of Care Planning Grant** Totals							
	REVENUE TOTALS	$81,275.00	$60,118.99	$168,506.64	$247,424.00	$158,750.00	$346,842.00	$188,092.00
	EXPENSE TOTALS	$93,332.26	$138,512.15	$15,487.29	$158,750.00	$158,750.00	$346,842.00	$188,092.00
Fund	**409 - Continuum of Care Planning Grant** Totals	($12,057.26)	($78,393.16)	$153,019.35	$88,674.00	$0.00	$0.00	$0.00

2027 SUMMARY DRAFT SRF Submitted Level Department & Account

Budget Year 2027

G/L Account	Account Description	2024 Actual Amount	2025 Actual Amount	2026 Actual Amount	2026 Estimated Amount	2026 Amended Budget	2027 Submitted Budget	Difference
Fund **410 - Elgin CDBG**								
REVENUE								
Department **690 - Development**								
Sub-Department **000 - Revenues**								
Grants								
410.690.000.32175	Elgin CDBG Grant	545,772.13	413,969.43	.00	.00	.00	.00	.00
	Grants Totals	$545,772.13	$413,969.43	$0.00	$0.00	$0.00	$0.00	$0.00
Other								
410.690.000.38900	Miscellaneous Other	.00	.00	.00	3,561.00	.00	.00	.00
	Other Totals	$0.00	$0.00	$0.00	$3,561.00	$0.00	$0.00	$0.00
	Sub-Department **000 - Revenues** Totals	$545,772.13	$413,969.43	$0.00	$3,561.00	$0.00	$0.00	$0.00
	Department **690 - Development** Totals	$545,772.13	$413,969.43	$0.00	$3,561.00	$0.00	$0.00	$0.00
	REVENUE TOTALS	$545,772.13	$413,969.43	$0.00	$3,561.00	$0.00	$0.00	$0.00
EXPENSE								
Department **690 - Development**								
Sub-Department **727 - Elgin CDBG**								
Personnel Services- Salaries & Wages								
410.690.727.40000	Salaries and Wages	42,620.81	29,104.46	.00	.00	.00	.00	.00
	Personnel Services- Salaries & Wages Totals	$42,620.81	$29,104.46	$0.00	$0.00	$0.00	$0.00	$0.00
Personnel Services- Employee Benefits								
410.690.727.45000	Healthcare Contribution	3,467.54	3,297.31	.00	.00	.00	.00	.00
410.690.727.45010	Dental Contribution	189.50	103.05	.00	.00	.00	.00	.00
410.690.727.45100	FICA/SS Contribution	3,180.61	2,156.74	.00	.00	.00	.00	.00
410.690.727.45200	IMRF Contribution	1,909.32	1,534.12	.00	.00	.00	.00	.00
410.690.727.53010	Workers Compensation	579.92	255.71	.00	.00	.00	.00	.00
	Personnel Services- Employee Benefits Totals	$9,326.89	$7,346.93	$0.00	$0.00	$0.00	$0.00	$0.00
Contractual Services								
410.690.727.50150	Contractual/Consulting Services	.00	3,433.00	.00	.00	.00	.00	.00
410.690.727.50590	Professional Services	25.55	19.57	.00	.00	.00	.00	.00
410.690.727.52010	Janitorial Services	240.41	113.37	.00	.00	.00	.00	.00
410.690.727.52110	Repairs and Maint- Buildings	25.05	17.75	.00	.00	.00	.00	.00
410.690.727.52140	Repairs and Maint- Copiers	21.42	15.05	.00	.00	.00	.00	.00
410.690.727.52180	Building Space Rental	2,081.73	949.10	.00	.00	.00	.00	.00
410.690.727.53000	Liability Insurance	1,325.50	1,079.78	.00	.00	.00	.00	.00
410.690.727.53020	Unemployment Claims	21.34	14.57	.00	.00	.00	.00	.00
410.690.727.53070	Legal Printing	35.27	45.23	.00	.00	.00	.00	.00
410.690.727.55000	Miscellaneous Contractual Exp	488,215.97	374,111.62	.00	.00	.00	.00	.00
	Contractual Services Totals	$491,992.24	$379,799.04	$0.00	$0.00	$0.00	$0.00	$0.00
Commodities								
410.690.727.60040	Postage	25.91	.00	.00	.00	.00	.00	.00
410.690.727.63000	Utilities- Natural Gas	24.93	25.35	.00	.00	.00	.00	.00

2027 SUMMARY DRAFT SRF Submitted Level Department & Account

Budget Year 2027

G/L Account	Account Description	2024 Actual Amount	2025 Actual Amount	2026 Actual Amount	2026 Estimated Amount	2026 Amended Budget	2027 Submitted Budget	Difference
Fund **410 - Elgin CDBG**								
EXPENSE								
Department **690 - Development**								
Sub-Department **727 - Elgin CDBG**								
Commodities								
410.690.727.63010	Utilities- Electric	17.57	15.57	.00	.00	.00	.00	.00
410.690.727.64000	Telephone	196.28	99.17	.00	.00	.00	.00	.00
410.690.727.64010	Cellular Phone	148.53	118.09	.00	.00	.00	.00	.00
410.690.727.64020	Internet	57.19	37.31	.00	.00	.00	.00	.00
	Commodities Totals	$470.41	$295.49	$0.00	$0.00	$0.00	$0.00	$0.00
Transfers Out								
410.690.727.99001	Transfer to General Fund 001	1,361.78	984.59	.00	.00	.00	.00	.00
	Transfers Out Totals	$1,361.78	$984.59	$0.00	$0.00	$0.00	$0.00	$0.00
	Sub-Department **727 - Elgin CDBG** Totals	$545,772.13	$417,530.51	$0.00	$0.00	$0.00	$0.00	$0.00
	Department **690 - Development** Totals	$545,772.13	$417,530.51	$0.00	$0.00	$0.00	$0.00	$0.00
	EXPENSE TOTALS	$545,772.13	$417,530.51	$0.00	$0.00	$0.00	$0.00	$0.00
	Fund **410 - Elgin CDBG** Totals							
	REVENUE TOTALS	$545,772.13	$413,969.43	$0.00	$3,561.00	$0.00	$0.00	$0.00
	EXPENSE TOTALS	$545,772.13	$417,530.51	$0.00	$0.00	$0.00	$0.00	$0.00
	Fund **410 - Elgin CDBG** Totals	$0.00	($3,561.08)	$0.00	$3,561.00	$0.00	$0.00	$0.00
Fund **411 - Emergency Rental Assistance**								
REVENUE								
Department **690 - Development**								
Sub-Department **000 - Revenues**								
Interest Revenue								
411.690.000.38000	Investment Income	56,117.10	1,687.90	513.90	.00	8,474.00	.00	(8,474.00)
	Interest Revenue Totals	$56,117.10	$1,687.90	$513.90	$0.00	$8,474.00	$0.00	($8,474.00)
Other								
411.690.000.39900	Fund Balance Utilization	.00	.00	.00	.00	31,573.00	31,408.00	(165.00)
	Other Totals	$0.00	$0.00	$0.00	$0.00	$31,573.00	$31,408.00	($165.00)
	Sub-Department **000 - Revenues** Totals	$56,117.10	$1,687.90	$513.90	$0.00	$40,047.00	$31,408.00	($8,639.00)
	Department **690 - Development** Totals	$56,117.10	$1,687.90	$513.90	$0.00	$40,047.00	$31,408.00	($8,639.00)
	REVENUE TOTALS	$56,117.10	$1,687.90	$513.90	$0.00	$40,047.00	$31,408.00	($8,639.00)

2027 SUMMARY DRAFT SRF Submitted Level Department & Account

Budget Year 2027

G/L Account	Account Description	2024 Actual Amount	2025 Actual Amount	2026 Actual Amount	2026 Estimated Amount	2026 Amended Budget	2027 Submitted Budget	Difference
Fund	**411 - Emergency Rental Assistance**							
EXPENSE								
Department	**690 - Development**							
Sub-Department	**735 - Emergency Rental Assistance**							
Contractual Services								
411.690.735.55000	Miscellaneous Contractual Exp	.00	.00	.00	.00	40,047.00	31,408.00	(8,639.00)
	Contractual Services Totals	$0.00	$0.00	$0.00	$0.00	$40,047.00	$31,408.00	($8,639.00)
Sub-Department	**735 - Emergency Rental Assistance** Totals	$0.00	$0.00	$0.00	$0.00	$40,047.00	$31,408.00	($8,639.00)
Department	**690 - Development** Totals	$0.00	$0.00	$0.00	$0.00	$40,047.00	$31,408.00	($8,639.00)
	EXPENSE TOTALS	$0.00	$0.00	$0.00	$0.00	$40,047.00	$31,408.00	($8,639.00)
Fund	**411 - Emergency Rental Assistance** Totals							
	REVENUE TOTALS	$56,117.10	$1,687.90	$513.90	$0.00	$40,047.00	$31,408.00	($8,639.00)
	EXPENSE TOTALS	$0.00	$0.00	$0.00	$0.00	$40,047.00	$31,408.00	($8,639.00)
Fund	**411 - Emergency Rental Assistance** Totals	$56,117.10	$1,687.90	$513.90	$0.00	$0.00	$0.00	$0.00
Fund	**412 - Emergency Rental Assistance #2**							
REVENUE								
Department	**690 - Development**							
Sub-Department	**000 - Revenues**							
Grants								
412.690.000.32906	Emergency Assistance Grant #2	777,482.38	6,011,495.99	.00	.00	.00	.00	.00
	Grants Totals	$777,482.38	$6,011,495.99	$0.00	$0.00	$0.00	$0.00	$0.00
Interest Revenue								
412.690.000.38000	Investment Income	404,881.18	224,752.00	9,069.25	85,000.00	85,443.00	.00	(85,443.00)
	Interest Revenue Totals	$404,881.18	$224,752.00	$9,069.25	$85,000.00	$85,443.00	$0.00	($85,443.00)
Other								
412.690.000.39900	Fund Balance Utilization	.00	.00	.00	708,074.00	2,468,798.00	708,074.00	(1,760,724.00)
	Other Totals	$0.00	$0.00	$0.00	$708,074.00	$2,468,798.00	$708,074.00	($1,760,724.00)
Sub-Department	**000 - Revenues** Totals	$1,182,363.56	$6,236,247.99	$9,069.25	$793,074.00	$2,554,241.00	$708,074.00	($1,846,167.00)
Department	**690 - Development** Totals	$1,182,363.56	$6,236,247.99	$9,069.25	$793,074.00	$2,554,241.00	$708,074.00	($1,846,167.00)
	REVENUE TOTALS	$1,182,363.56	$6,236,247.99	$9,069.25	$793,074.00	$2,554,241.00	$708,074.00	($1,846,167.00)
EXPENSE								
Department	**690 - Development**							
Sub-Department	**736 - Emergency Rental Assistance #2**							
Personnel Services- Salaries & Wages								
412.690.736.40000	Salaries and Wages	193,985.45	155,298.51	.00	.00	.00	.00	.00
	Personnel Services- Salaries & Wages Totals	$193,985.45	$155,298.51	$0.00	$0.00	$0.00	$0.00	$0.00

2027 SUMMARY DRAFT SRF Submitted Level Department & Account

Budget Year 2027

G/L Account	Account Description	2024 Actual Amount	2025 Actual Amount	2026 Actual Amount	2026 Estimated Amount	2026 Amended Budget	2027 Submitted Budget	Difference
Fund	**412 - Emergency Rental Assistance #2**							
EXPENSE								
Department	**690 - Development**							
Sub-Department	**736 - Emergency Rental Assistance #2**							
Personnel Services- Employee Benefits								
412.690.736.45000	Healthcare Contribution	27,464.59	25,390.31	.00	.00	.00	.00	.00
412.690.736.45010	Dental Contribution	1,145.50	637.56	.00	.00	.00	.00	.00
412.690.736.45100	FICA/SS Contribution	14,282.04	11,370.58	.00	.00	.00	.00	.00
412.690.736.45200	IMRF Contribution	8,582.16	8,083.48	.00	.00	.00	.00	.00
412.690.736.53010	Workers Compensation	3,385.09	2,361.05	.00	.00	.00	.00	.00
	Personnel Services- Employee Benefits Totals	$54,859.38	$47,842.98	$0.00	$0.00	$0.00	$0.00	$0.00
Contractual Services								
412.690.736.50590	Professional Services	2,042.45	64,389.26	25,971.38	.00	.00	.00	.00
412.690.736.52010	Janitorial Services	1,763.94	531.62	.00	.00	.00	.00	.00
412.690.736.52110	Repairs and Maint- Buildings	174.82	85.34	.00	.00	.00	.00	.00
412.690.736.52140	Repairs and Maint- Copiers	159.84	108.46	.00	.00	.00	.00	.00
412.690.736.52180	Building Space Rental	15,107.95	4,763.22	.00	.00	.00	.00	.00
412.690.736.52230	Repairs and Maint- Vehicles	2,424.72	657.16	.00	.00	.00	.00	.00
412.690.736.53000	Liability Insurance	6,032.95	5,761.56	.00	.00	.00	.00	.00
412.690.736.53020	Unemployment Claims	96.99	77.66	.00	.00	.00	.00	.00
412.690.736.53110	Employee Training	763.00	.00	.00	.00	.00	.00	.00
412.690.736.53120	Employee Mileage Expense	1,373.34	646.31	.00	.00	.00	.00	.00
412.690.736.55000	Miscellaneous Contractual Exp	479,137.28	5,796,850.98	1,800.00	.00	2,551,338.00	708,074.00	(1,843,264.00)
	Contractual Services Totals	$509,077.28	$5,873,871.57	$27,771.38	$0.00	$2,551,338.00	$708,074.00	($1,843,264.00)
Commodities								
412.690.736.60040	Postage	.00	32.55	.00	.00	.00	.00	.00
412.690.736.60050	Books and Subscriptions	5,833.33	.00	.00	.00	.00	.00	.00
412.690.736.60070	Computer Hardware- Non Capital	1,030.00	.00	.00	.00	.00	.00	.00
412.690.736.63000	Utilities- Natural Gas	146.75	101.92	.00	.00	.00	.00	.00
412.690.736.63010	Utilities- Electric	125.99	74.24	.00	.00	.00	.00	.00
412.690.736.63040	Fuel- Vehicles	545.00	131.00	.00	.00	.00	.00	.00
412.690.736.64000	Telephone	912.97	412.15	223.46	.00	.00	.00	.00
412.690.736.64010	Cellular Phone	1,247.11	613.81	352.98	.00	.00	.00	.00
412.690.736.64020	Internet	403.66	157.34	.00	.00	.00	.00	.00
	Commodities Totals	$10,244.81	$1,523.01	$576.44	$0.00	$0.00	$0.00	$0.00
Transfers Out								
412.690.736.99001	Transfer to General Fund 001	9,886.63	4,310.96	.00	.00	2,903.00	.00	(2,903.00)
	Transfers Out Totals	$9,886.63	$4,310.96	$0.00	$0.00	$2,903.00	$0.00	($2,903.00)
Sub-Department	**736 - Emergency Rental Assistance #2** Totals	$778,053.55	$6,082,847.03	$28,347.82	$0.00	$2,554,241.00	$708,074.00	($1,846,167.00)

2027 SUMMARY DRAFT SRF Submitted Level Department & Account

Budget Year 2027

G/L Account	Account Description	2024 Actual Amount	2025 Actual Amount	2026 Actual Amount	2026 Estimated Amount	2026 Amended Budget	2027 Submitted Budget	Difference
Fund	**412 - Emergency Rental Assistance #2**							
EXPENSE								
	Department **690 - Development** Totals	$778,053.55	$6,082,847.03	$28,347.82	$0.00	$2,554,241.00	$708,074.00	($1,846,167.00)
	EXPENSE TOTALS	$778,053.55	$6,082,847.03	$28,347.82	$0.00	$2,554,241.00	$708,074.00	($1,846,167.00)
Fund	**412 - Emergency Rental Assistance #2** Totals							
	REVENUE TOTALS	$1,182,363.56	$6,236,247.99	$9,069.25	$793,074.00	$2,554,241.00	$708,074.00	($1,846,167.00)
	EXPENSE TOTALS	$778,053.55	$6,082,847.03	$28,347.82	$0.00	$2,554,241.00	$708,074.00	($1,846,167.00)
Fund	**412 - Emergency Rental Assistance #2** Totals	$404,310.01	$153,400.96	($19,278.57)	$793,074.00	$0.00	$0.00	$0.00
Fund	**413 - CDBG-CV**							
REVENUE								
Department	**690 - Development**							
Sub-Department	**000 - Revenues**							
Grants								
413.690.000.32176	CDBG-CV Grant (Covid)	117,599.49	.00	.00	.00	562,103.00	.00	(562,103.00)
413.690.000.33903	Grants - Federal Government	.00	.00	.00	.00	.00	562,103.00	562,103.00
	Grants Totals	$117,599.49	$0.00	$0.00	$0.00	$562,103.00	$562,103.00	$0.00
	Sub-Department **000 - Revenues** Totals	$117,599.49	$0.00	$0.00	$0.00	$562,103.00	$562,103.00	$0.00
	Department **690 - Development** Totals	$117,599.49	$0.00	$0.00	$0.00	$562,103.00	$562,103.00	$0.00
	REVENUE TOTALS	$117,599.49	$0.00	$0.00	$0.00	$562,103.00	$562,103.00	$0.00
EXPENSE								
Department	**690 - Development**							
Sub-Department	**737 - CDBG-Covid**							
Personnel Services- Salaries & Wages								
413.690.737.40000	Salaries and Wages	28,317.70	.00	.00	.00	.00	.00	.00
	Personnel Services- Salaries & Wages Totals	$28,317.70	$0.00	$0.00	$0.00	$0.00	$0.00	$0.00
Personnel Services- Employee Benefits								
413.690.737.45000	Healthcare Contribution	4,453.68	.00	.00	.00	.00	.00	.00
413.690.737.45010	Dental Contribution	141.82	.00	.00	.00	.00	.00	.00
413.690.737.45100	FICA/SS Contribution	2,085.11	.00	.00	.00	.00	.00	.00
413.690.737.45200	IMRF Contribution	1,255.34	.00	.00	.00	.00	.00	.00
413.690.737.53010	Workers Compensation	502.44	.00	.00	.00	.00	.00	.00
	Personnel Services- Employee Benefits Totals	$8,438.39	$0.00	$0.00	$0.00	$0.00	$0.00	$0.00
Contractual Services								
413.690.737.50340	Software Licensing Cost	.00	.00	.00	.00	95.00	95.00	.00
413.690.737.50590	Professional Services	34.55	.00	.00	.00	19.00	19.00	.00
413.690.737.52010	Janitorial Services	353.45	.00	.00	.00	151.00	151.00	.00
413.690.737.52110	Repairs and Maint- Buildings	30.45	.00	.00	.00	43.00	43.00	.00
413.690.737.52140	Repairs and Maint- Copiers	23.24	.00	.00	.00	15.00	15.00	.00
413.690.737.52180	Building Space Rental	3,068.84	.00	.00	.00	1,158.00	1,158.00	.00

2027 SUMMARY DRAFT SRF Submitted Level Department & Account

Budget Year 2027

G/L Account	Account Description	2024 Actual Amount	2025 Actual Amount	2026 Actual Amount	2026 Estimated Amount	2026 Amended Budget	2027 Submitted Budget	Difference
Fund **413 - CDBG-CV**								
EXPENSE								
Department **690 - Development**								
Sub-Department **737 - CDBG-Covid**								
Contractual Services								
413.690.737.53000	Liability Insurance	880.69	.00	.00	.00	687.00	687.00	.00
413.690.737.53020	Unemployment Claims	14.13	.00	.00	.00	9.00	9.00	.00
413.690.737.55000	Miscellaneous Contractual Exp	73,712.81	.00	.00	.00	558,478.00	559,639.00	1,161.00
	Contractual Services Totals	$78,118.16	$0.00	$0.00	$0.00	$560,655.00	$561,816.00	$1,161.00
Commodities								
413.690.737.63000	Utilities- Natural Gas	38.95	.00	.00	.00	17.00	17.00	.00
413.690.737.63010	Utilities- Electric	28.44	.00	.00	.00	13.00	13.00	.00
413.690.737.64000	Telephone	185.14	.00	.00	.00	93.00	93.00	.00
413.690.737.64010	Cellular Phone	273.61	.00	.00	.00	132.00	132.00	.00
413.690.737.64020	Internet	101.96	.00	.00	.00	32.00	32.00	.00
	Commodities Totals	$628.10	$0.00	$0.00	$0.00	$287.00	$287.00	$0.00
Transfers Out								
413.690.737.99001	Transfer to General Fund 001	2,097.14	.00	.00	.00	1,161.00	.00	(1,161.00)
	Transfers Out Totals	$2,097.14	$0.00	$0.00	$0.00	$1,161.00	$0.00	($1,161.00)
	Sub-Department **737 - CDBG-Covid** Totals	$117,599.49	$0.00	$0.00	$0.00	$562,103.00	$562,103.00	$0.00
	Department **690 - Development** Totals	$117,599.49	$0.00	$0.00	$0.00	$562,103.00	$562,103.00	$0.00
	EXPENSE TOTALS	$117,599.49	$0.00	$0.00	$0.00	$562,103.00	$562,103.00	$0.00
	Fund **413 - CDBG-CV** Totals							
	REVENUE TOTALS	$117,599.49	$0.00	$0.00	$0.00	$562,103.00	$562,103.00	$0.00
	EXPENSE TOTALS	$117,599.49	$0.00	$0.00	$0.00	$562,103.00	$562,103.00	$0.00
	Fund **413 - CDBG-CV** Totals	$0.00	$0.00	$0.00	$0.00	$0.00	$0.00	$0.00
Fund **414 - Home - ARP**								
REVENUE								
Department **580 - Health**								
Sub-Department **000 - Revenues**								
Grants								
414.580.000.33903	Grants - Federal Government	.00	.00	.00	755,837.00	646,209.00	.00	(646,209.00)
	Grants Totals	$0.00	$0.00	$0.00	$755,837.00	$646,209.00	$0.00	($646,209.00)
	Sub-Department **000 - Revenues** Totals	$0.00	$0.00	$0.00	$755,837.00	$646,209.00	$0.00	($646,209.00)

2027 SUMMARY DRAFT SRF Submitted Level Department & Account

Budget Year 2027

G/L Account	Account Description	2024 Actual Amount	2025 Actual Amount	2026 Actual Amount	2026 Estimated Amount	2026 Amended Budget	2027 Submitted Budget	Difference
Fund	**414 - Home - ARP**							
REVENUE								
Department	**580 - Health**							
Sub-Department	**738 - HOME - ARP Grant**							
Grants								
414.580.738.33903	Grants - Federal Government	.00	.00	.00	.00	.00	646,209.00	646,209.00
	Grants Totals	$0.00	$0.00	$0.00	$0.00	$0.00	$646,209.00	$646,209.00
	Sub-Department **738 - HOME - ARP Grant** Totals	$0.00	$0.00	$0.00	$0.00	$0.00	$646,209.00	$646,209.00
	Department **580 - Health** Totals	$0.00	$0.00	$0.00	$755,837.00	$646,209.00	$646,209.00	$0.00
Department	**690 - Development**							
Sub-Department	**000 - Revenues**							
Grants								
414.690.000.33635	HOME - ARP Grant	392,932.14	564,127.54	420,571.72	.00	.00	.00	.00
	Grants Totals	$392,932.14	$564,127.54	$420,571.72	$0.00	$0.00	$0.00	$0.00
Other								
414.690.000.39900	Fund Balance Utilization	.00	.00	.00	.00	6,790.00	.00	(6,790.00)
	Other Totals	$0.00	$0.00	$0.00	$0.00	$6,790.00	$0.00	($6,790.00)
	Sub-Department **000 - Revenues** Totals	$392,932.14	$564,127.54	$420,571.72	$0.00	$6,790.00	$0.00	($6,790.00)
	Department **690 - Development** Totals	$392,932.14	$564,127.54	$420,571.72	$0.00	$6,790.00	$0.00	($6,790.00)
	REVENUE TOTALS	$392,932.14	$564,127.54	$420,571.72	$755,837.00	$652,999.00	$646,209.00	($6,790.00)
EXPENSE								
Department	**580 - Health**							
Sub-Department	**738 - HOME - ARP Grant**							
Services								
414.580.738.45007	Healthcare Contribution Budget Increase	.00	.00	.00	.00	.00	4,450.00	4,450.00
414.580.738.45017	Dental Contribution Budget Increase	.00	.00	.00	.00	.00	167.00	167.00
	Services Totals	$0.00	$0.00	$0.00	$0.00	$0.00	$4,617.00	$4,617.00
Personnel Services- Salaries & Wages								
414.580.738.40000	Salaries and Wages	.00	.00	.00	.00	.00	209,247.00	209,247.00
	Personnel Services- Salaries & Wages Totals	$0.00	$0.00	$0.00	$0.00	$0.00	$209,247.00	$209,247.00
Personnel Services- Employee Benefits								
414.580.738.45000	Healthcare Contribution	.00	.00	.00	.00	.00	29,666.00	29,666.00
414.580.738.45010	Dental Contribution	.00	.00	.00	.00	.00	1,109.00	1,109.00
414.580.738.45100	FICA/SS Contribution	.00	.00	.00	.00	.00	16,011.00	16,011.00
414.580.738.45200	IMRF Contribution	.00	.00	.00	.00	.00	11,510.00	11,510.00
414.580.738.53010	Workers Compensation	.00	.00	.00	.00	.00	3,809.00	3,809.00
	Personnel Services- Employee Benefits Totals	$0.00	$0.00	$0.00	$0.00	$0.00	$62,105.00	$62,105.00
Contractual Services								
414.580.738.50590	Professional Services	.00	.00	.00	254,950.00	254,950.00	.00	(254,950.00)

2027 SUMMARY DRAFT SRF Submitted Level Department & Account

Budget Year 2027

G/L Account	Account Description	2024 Actual Amount	2025 Actual Amount	2026 Actual Amount	2026 Estimated Amount	2026 Amended Budget	2027 Submitted Budget	Difference
Fund **414 - Home - ARP**								
EXPENSE								
Department **580 - Health**								
Sub-Department **738 - HOME - ARP Grant**								
Contractual Services								
414.580.738.53000	Liability Insurance	.00	.00	.00	7,393.00	7,393.00	7,533.00	140.00
414.580.738.53020	Unemployment Claims	.00	.00	.00	3,845.00	3,845.00	126.00	(3,719.00)
414.580.738.53120	Employee Mileage Expense	.00	.00	3,506.05	9,000.00	9,000.00	9,000.00	.00
414.580.738.55000	Miscellaneous Contractual Exp	.00	53,880.94	315,812.89	360,000.00	360,000.00	340,574.00	(19,426.00)
	Contractual Services Totals	$0.00	$53,880.94	$319,318.94	$635,188.00	$635,188.00	$357,233.00	($277,955.00)
Commodities								
414.580.738.60000	Office Supplies	.00	.00	.00	500.00	500.00	500.00	.00
414.580.738.64000	Telephone	.00	.00	250.00	900.00	900.00	900.00	.00
414.580.738.64010	Cellular Phone	.00	.00	311.35	1,638.00	1,638.00	1,638.00	.00
	Commodities Totals	$0.00	$0.00	$561.35	$3,038.00	$3,038.00	$3,038.00	$0.00
Transfers Out								
414.580.738.99001	Transfer to General Fund 001	.00	.00	.00	7,983.00	7,983.00	9,969.00	1,986.00
	Transfers Out Totals	$0.00	$0.00	$0.00	$7,983.00	$7,983.00	$9,969.00	$1,986.00
Sub-Department **738 - HOME - ARP Grant** Totals		$0.00	$53,880.94	$319,880.29	$646,209.00	$646,209.00	$646,209.00	$0.00
Department **580 - Health** Totals		$0.00	$53,880.94	$319,880.29	$646,209.00	$646,209.00	$646,209.00	$0.00
Department **690 - Development**								
Sub-Department **738 - HOME - ARP Grant**								
Personnel Services- Salaries & Wages								
414.690.738.40000	Salaries and Wages	114,955.79	185,731.06	66,624.18	.00	5,946.00	.00	(5,946.00)
	Personnel Services- Salaries & Wages Totals	$114,955.79	$185,731.06	$66,624.18	$0.00	$5,946.00	$0.00	($5,946.00)
Personnel Services- Employee Benefits								
414.690.738.45000	Healthcare Contribution	17,270.32	25,947.00	9,888.08	.00	.00	.00	.00
414.690.738.45010	Dental Contribution	642.73	964.77	369.03	.00	.00	.00	.00
414.690.738.45100	FICA/SS Contribution	8,443.62	13,559.21	4,859.42	.00	455.00	.00	(455.00)
414.690.738.45200	IMRF Contribution	5,071.98	9,648.59	4,115.37	.00	389.00	.00	(389.00)
414.690.738.53010	Workers Compensation	2,417.15	1,742.42	.00	.00	.00	.00	.00
	Personnel Services- Employee Benefits Totals	$33,845.80	$51,861.99	$19,231.90	$0.00	$844.00	$0.00	($844.00)
Contractual Services								
414.690.738.50590	Professional Services	1,979.87	399.42	.00	.00	.00	.00	.00
414.690.738.52010	Janitorial Services	1,183.30	990.57	.00	.00	.00	.00	.00
414.690.738.52110	Repairs and Maint- Buildings	110.89	121.98	.00	.00	.00	.00	.00
414.690.738.52140	Repairs and Maint- Copiers	108.69	189.71	.00	.00	.00	.00	.00
414.690.738.52180	Building Space Rental	9,634.14	8,371.80	.00	.00	.00	.00	.00
414.690.738.52230	Repairs and Maint- Vehicles	2,424.74	723.93	.00	.00	.00	.00	.00

2027 SUMMARY DRAFT SRF Submitted Level Department & Account

Budget Year 2027

G/L Account	Account Description	2024 Actual Amount	2025 Actual Amount	2026 Actual Amount	2026 Estimated Amount	2026 Amended Budget	2027 Submitted Budget	Difference
Fund **414 - Home - ARP**								
EXPENSE								
Department **690 - Development**								
Sub-Department **738 - HOME - ARP Grant**								
Contractual Services								
414.690.738.53000	Liability Insurance	3,575.13	4,090.98	.00	.00	.00	.00	.00
414.690.738.53020	Unemployment Claims	57.47	55.13	.00	.00	.00	.00	.00
414.690.738.53110	Employee Training	325.00	.00	.00	.00	.00	.00	.00
414.690.738.53120	Employee Mileage Expense	3,104.17	3,689.17	.00	.00	.00	.00	.00
414.690.738.55000	Miscellaneous Contractual Exp	211,796.00	415,469.67	.00	.00	.00	.00	.00
	Contractual Services Totals	$234,299.40	$434,102.36	$0.00	$0.00	$0.00	$0.00	$0.00
Commodities								
414.690.738.60000	Office Supplies	49.78	.00	.00	.00	.00	.00	.00
414.690.738.60050	Books and Subscriptions	.00	3,500.00	.00	.00	.00	.00	.00
414.690.738.60070	Computer Hardware- Non Capital	1,030.00	.00	.00	.00	.00	.00	.00
414.690.738.63000	Utilities- Natural Gas	99.35	144.31	.00	.00	.00	.00	.00
414.690.738.63010	Utilities- Electric	79.63	97.78	.00	.00	.00	.00	.00
414.690.738.63040	Fuel- Vehicles	555.00	569.00	.00	.00	.00	.00	.00
414.690.738.64000	Telephone	513.60	1,131.84	120.00	.00	.00	.00	.00
414.690.738.64010	Cellular Phone	866.04	1,373.36	196.10	.00	.00	.00	.00
414.690.738.64020	Internet	264.55	328.83	.00	.00	.00	.00	.00
	Commodities Totals	$3,457.95	$7,145.12	$316.10	$0.00	$0.00	$0.00	$0.00
Transfers Out								
414.690.738.99001	Transfer to General Fund 001	6,373.20	4,630.29	.00	.00	.00	.00	.00
	Transfers Out Totals	$6,373.20	$4,630.29	$0.00	$0.00	$0.00	$0.00	$0.00
Sub-Department **738 - HOME - ARP Grant** Totals		$392,932.14	$683,470.82	$86,172.18	$0.00	$6,790.00	$0.00	($6,790.00)
Department **690 - Development** Totals		$392,932.14	$683,470.82	$86,172.18	$0.00	$6,790.00	$0.00	($6,790.00)
	EXPENSE TOTALS	$392,932.14	$737,351.76	$406,052.47	$646,209.00	$652,999.00	$646,209.00	($6,790.00)
Fund **414 - Home - ARP** Totals								
	REVENUE TOTALS	$392,932.14	$564,127.54	$420,571.72	$755,837.00	$652,999.00	$646,209.00	($6,790.00)
	EXPENSE TOTALS	$392,932.14	$737,351.76	$406,052.47	$646,209.00	$652,999.00	$646,209.00	($6,790.00)
Fund **414 - Home - ARP** Totals		$0.00	($173,224.22)	$14,519.25	$109,628.00	$0.00	$0.00	$0.00

2027 SUMMARY DRAFT SRF Submitted Level Department & Account

Budget Year 2027

G/L Account	Account Description	2024 Actual Amount	2025 Actual Amount	2026 Actual Amount	2026 Estimated Amount	2026 Amended Budget	2027 Submitted Budget	Difference
Fund	**420 - Stormwater Management**							
REVENUE								
Department	**670 - Environmental Management**							
Sub-Department	**000 - Revenues**							
Licenses and Permits								
420.670.000.31360	Wetland Permits	1,000.00	.00	.00	.00	.00	.00	.00
	Licenses and Permits Totals	$1,000.00	$0.00	$0.00	$0.00	$0.00	$0.00	$0.00
Charges for Services								
420.670.000.34700	Wetland Fee in Lieu Fees	198,984.80	645,982.67	469,366.99	.00	.00	.00	.00
	Charges for Services Totals	$198,984.80	$645,982.67	$469,366.99	$0.00	$0.00	$0.00	$0.00
Interest Revenue								
420.670.000.38000	Investment Income	82,334.33	105,435.28	35,454.98	55,000.00	55,000.00	66,546.00	11,546.00
	Interest Revenue Totals	$82,334.33	$105,435.28	$35,454.98	$55,000.00	$55,000.00	$66,546.00	$11,546.00
Other								
420.670.000.39900	Fund Balance Utilization	.00	.00	.00	.00	636,908.00	1,026,176.00	389,268.00
	Other Totals	$0.00	$0.00	$0.00	$0.00	$636,908.00	$1,026,176.00	$389,268.00
Transfers In								
420.670.000.39001	Transfer from General Fund 001	30,000.00	.00	.00	.00	.00	.00	.00
	Transfers In Totals	$30,000.00	$0.00	$0.00	$0.00	$0.00	$0.00	$0.00
	Sub-Department **000 - Revenues** Totals	$312,319.13	$751,417.95	$504,821.97	$55,000.00	$691,908.00	$1,092,722.00	$400,814.00
Department	**670 - Environmental Management** Totals	$312,319.13	$751,417.95	$504,821.97	$55,000.00	$691,908.00	$1,092,722.00	$400,814.00
	REVENUE TOTALS	$312,319.13	$751,417.95	$504,821.97	$55,000.00	$691,908.00	$1,092,722.00	$400,814.00
EXPENSE								
Department	**670 - Environmental Management**							
Sub-Department	**680 - Stormwater Management**							
Services								
420.670.680.45007	Healthcare Contribution Budget Increase	.00	.00	.00	.00	.00	507.00	507.00
420.670.680.45017	Dental Contribution Budget Increase	.00	.00	.00	.00	.00	10.00	10.00
	Services Totals	$0.00	$0.00	$0.00	$0.00	$0.00	$517.00	$517.00
Personnel Services- Salaries & Wages								
420.670.680.40000	Salaries and Wages	9,533.43	9,800.96	5,235.99	10,134.00	10,134.00	10,348.00	214.00
	Personnel Services- Salaries & Wages Totals	$9,533.43	$9,800.96	$5,235.99	$10,134.00	$10,134.00	$10,348.00	$214.00
Personnel Services- Employee Benefits								
420.670.680.45000	Healthcare Contribution	3,129.28	3,364.07	1,827.67	3,375.00	3,375.00	3,375.00	.00
420.670.680.45010	Dental Contribution	64.37	64.56	34.97	65.00	65.00	65.00	.00
420.670.680.45100	FICA/SS Contribution	654.78	671.89	359.18	778.00	778.00	793.00	15.00
420.670.680.45200	IMRF Contribution	393.25	477.96	305.24	558.00	558.00	570.00	12.00
420.670.680.53010	Workers Compensation	176.00	173.00	171.00	171.00	171.00	189.00	18.00
	Personnel Services- Employee Benefits Totals	$4,417.68	$4,751.48	$2,698.06	$4,947.00	$4,947.00	$4,992.00	$45.00
Contractual Services								
420.670.680.50150	Contractual/Consulting Services	277.88	353.41	11,188.42	75,000.00	75,000.00	75,000.00	.00

2027 SUMMARY DRAFT SRF Submitted Level Department & Account

Budget Year 2027

G/L Account	Account Description	2024 Actual Amount	2025 Actual Amount	2026 Actual Amount	2026 Estimated Amount	2026 Amended Budget	2027 Submitted Budget	Difference
Fund	**420 - Stormwater Management**							
EXPENSE								
Department	**670 - Environmental Management**							
Sub-Department	**680 - Stormwater Management**							
Contractual Services								
420.670.680.53000	Liability Insurance	246.00	368.00	361.00	361.00	361.00	361.00	.00
420.670.680.53020	Unemployment Claims	3.00	5.00	5.00	5.00	5.00	5.00	.00
420.670.680.53070	Legal Printing	39.10	.00	.00	.00	.00	.00	.00
420.670.680.53100	Conferences and Meetings	4,383.91	450.00	.00	1,000.00	1,000.00	1,000.00	.00
420.670.680.53130	General Association Dues	.00	.00	.00	200.00	200.00	200.00	.00
420.670.680.55030	Grant Pass Thru	.00	239,177.15	2,700.05	.00	600,000.00	1,000,000.00	400,000.00
	Contractual Services Totals	$4,949.89	$240,353.56	$14,254.47	$76,566.00	$676,566.00	$1,076,566.00	$400,000.00
Commodities								
420.670.680.60010	Operating Supplies	.00	279.99	.00	.00	.00	.00	.00
	Commodities Totals	$0.00	$279.99	$0.00	$0.00	$0.00	$0.00	$0.00
Transfers Out								
420.670.680.99001	Transfer to General Fund 001	267.00	261.00	261.00	261.00	261.00	299.00	38.00
	Transfers Out Totals	$267.00	$261.00	$261.00	$261.00	$261.00	$299.00	$38.00
Sub-Department	**680 - Stormwater Management** Totals	$19,168.00	$255,446.99	$22,449.52	$91,908.00	$691,908.00	$1,092,722.00	$400,814.00
Sub-Department	**682 - CW Wetland Resources Map Update**							
Contractual Services								
420.670.682.50150	Contractual/Consulting Services	628.84	23,250.96	968.75	.00	.00	.00	.00
	Contractual Services Totals	$628.84	$23,250.96	$968.75	$0.00	$0.00	$0.00	$0.00
Sub-Department	**682 - CW Wetland Resources Map Update** Totals	$628.84	$23,250.96	$968.75	$0.00	$0.00	$0.00	$0.00
Department	**670 - Environmental Management** Totals	$19,796.84	$278,697.95	$23,418.27	$91,908.00	$691,908.00	$1,092,722.00	$400,814.00
	EXPENSE TOTALS	$19,796.84	$278,697.95	$23,418.27	$91,908.00	$691,908.00	$1,092,722.00	$400,814.00
Fund	**420 - Stormwater Management** Totals							
	REVENUE TOTALS	$312,319.13	$751,417.95	$504,821.97	$55,000.00	$691,908.00	$1,092,722.00	$400,814.00
	EXPENSE TOTALS	$19,796.84	$278,697.95	$23,418.27	$91,908.00	$691,908.00	$1,092,722.00	$400,814.00
Fund	**420 - Stormwater Management** Totals	$292,522.29	$472,720.00	$481,403.70	($36,908.00)	$0.00	$0.00	$0.00

2027 SUMMARY DRAFT SRF Submitted Level Department & Account

Budget Year 2027

G/L Account	Account Description	2024 Actual Amount	2025 Actual Amount	2026 Actual Amount	2026 Estimated Amount	2026 Amended Budget	2027 Submitted Budget	Difference
Fund	**421 - Elec Agg Civic Contribution**							
REVENUE								
Department	**670 - Environmental Management**							
Sub-Department	**000 - Revenues**							
Reimbursements								
421.670.000.35386	Electrical Aggregation Civic Contribution	60,003.00	80,004.00	43,334.00	.00	80,000.00	120,000.00	40,000.00
	Reimbursements Totals	$60,003.00	$80,004.00	$43,334.00	$0.00	$80,000.00	$120,000.00	$40,000.00
Interest Revenue								
421.670.000.38000	Investment Income	28,946.96	30,586.05	8,974.17	.00	12,000.00	14,519.00	2,519.00
	Interest Revenue Totals	$28,946.96	$30,586.05	$8,974.17	$0.00	$12,000.00	$14,519.00	$2,519.00
Other								
421.670.000.39900	Fund Balance Utilization	.00	.00	.00	.00	115,494.00	961.00	(114,533.00)
	Other Totals	$0.00	$0.00	$0.00	$0.00	$115,494.00	$961.00	($114,533.00)
	Sub-Department **000 - Revenues** Totals	$88,949.96	$110,590.05	$52,308.17	$0.00	$207,494.00	$135,480.00	($72,014.00)
	Department **670 - Environmental Management** Totals	$88,949.96	$110,590.05	$52,308.17	$0.00	$207,494.00	$135,480.00	($72,014.00)
	REVENUE TOTALS	$88,949.96	$110,590.05	$52,308.17	$0.00	$207,494.00	$135,480.00	($72,014.00)
EXPENSE								
Department	**670 - Environmental Management**							
Sub-Department	**693 - Electrical Aggregation**							
Services								
421.670.693.45007	Healthcare Contribution Budget Increase	.00	.00	.00	.00	.00	1,242.00	1,242.00
421.670.693.45017	Dental Contribution Budget Increase	.00	.00	.00	.00	.00	37.00	37.00
	Services Totals	$0.00	$0.00	$0.00	$0.00	$0.00	$1,279.00	$1,279.00
Personnel Services- Salaries & Wages								
421.670.693.40000	Salaries and Wages	.00	.00	.00	.00	.00	30,525.00	30,525.00
	Personnel Services- Salaries & Wages Totals	$0.00	$0.00	$0.00	$0.00	$0.00	$30,525.00	$30,525.00
Personnel Services- Employee Benefits								
421.670.693.45000	Healthcare Contribution	.00	.00	.00	.00	.00	8,279.00	8,279.00
421.670.693.45010	Dental Contribution	.00	.00	.00	.00	.00	244.00	244.00
421.670.693.45100	FICA/SS Contribution	.00	.00	.00	.00	.00	2,336.00	2,336.00
421.670.693.45200	IMRF Contribution	.00	.00	.00	.00	.00	1,679.00	1,679.00
421.670.693.53010	Workers Compensation	.00	.00	.00	.00	.00	556.00	556.00
	Personnel Services- Employee Benefits Totals	$0.00	$0.00	$0.00	$0.00	$0.00	$13,094.00	$13,094.00
Contractual Services								
421.670.693.50150	Contractual/Consulting Services	75,790.95	20,000.00	20,000.00	.00	110,000.00	90,582.00	(19,418.00)
	Contractual Services Totals	$75,790.95	$20,000.00	$20,000.00	$0.00	$110,000.00	$90,582.00	($19,418.00)
Contingency and Other								
421.670.693.89000	Addition to Fund Balance	.00	.00	.00	.00	63,679.00	.00	(63,679.00)
	Contingency and Other Totals	$0.00	$0.00	$0.00	$0.00	$63,679.00	$0.00	($63,679.00)

2027 SUMMARY DRAFT SRF Submitted Level Department & Account

Budget Year 2027

G/L Account	Account Description	2024 Actual Amount	2025 Actual Amount	2026 Actual Amount	2026 Estimated Amount	2026 Amended Budget	2027 Submitted Budget	Difference
Fund	**421 - Elec Agg Civic Contribution**							
EXPENSE								
Department	**670 - Environmental Management**							
Sub-Department	**693 - Electrical Aggregation**							
Transfers Out								
421.670.693.99001	Transfer to General Fund 001	27,630.00	28,321.00	33,815.00	.00	33,815.00	.00	(33,815.00)
	Transfers Out Totals	$27,630.00	$28,321.00	$33,815.00	$0.00	$33,815.00	$0.00	($33,815.00)
Sub-Department	**693 - Electrical Aggregation** Totals	$103,420.95	$48,321.00	$53,815.00	$0.00	$207,494.00	$135,480.00	($72,014.00)
Department	**670 - Environmental Management** Totals	$103,420.95	$48,321.00	$53,815.00	$0.00	$207,494.00	$135,480.00	($72,014.00)
	EXPENSE TOTALS	$103,420.95	$48,321.00	$53,815.00	$0.00	$207,494.00	$135,480.00	($72,014.00)
Fund	**421 - Elec Agg Civic Contribution** Totals							
	REVENUE TOTALS	$88,949.96	$110,590.05	$52,308.17	$0.00	$207,494.00	$135,480.00	($72,014.00)
	EXPENSE TOTALS	$103,420.95	$48,321.00	$53,815.00	$0.00	$207,494.00	$135,480.00	($72,014.00)
Fund	**421 - Elec Agg Civic Contribution** Totals	($14,470.99)	$62,269.05	($1,506.83)	$0.00	$0.00	$0.00	$0.00
Fund	**425 - Blighted Structure Demolition**							
REVENUE								
Department	**690 - Development**							
Sub-Department	**000 - Revenues**							
Grants								
425.690.000.32718	IHDA Abandoned Property Grant	.00	.00	.00	120,000.00	120,000.00	.00	(120,000.00)
425.690.000.33902	Grants - State Government	.00	.00	.00	.00	.00	120,000.00	120,000.00
	Grants Totals	$0.00	$0.00	$0.00	$120,000.00	$120,000.00	$120,000.00	$0.00
Reimbursements								
425.690.000.37265	Demolition Reimbursement Revenue	.00	25,921.50	.00	.00	.00	.00	.00
	Reimbursements Totals	$0.00	$25,921.50	$0.00	$0.00	$0.00	$0.00	$0.00
Interest Revenue								
425.690.000.38000	Investment Income	15,049.86	11,469.52	3,720.24	4,943.00	4,943.00	5,981.00	1,038.00
425.690.000.38030	Investment Income- Other Depts	.00	1,272.39	.00	.00	.00	.00	.00
	Interest Revenue Totals	$15,049.86	$12,741.91	$3,720.24	$4,943.00	$4,943.00	$5,981.00	$1,038.00

2027 SUMMARY DRAFT SRF Submitted Level Department & Account

Budget Year 2027

G/L Account	Account Description	2024 Actual Amount	2025 Actual Amount	2026 Actual Amount	2026 Estimated Amount	2026 Amended Budget	2027 Submitted Budget	Difference
Fund	**425 - Blighted Structure Demolition**							
REVENUE								
Department	**690 - Development**							
Sub-Department	**000 - Revenues**							
Other								
425.690.000.39900	Fund Balance Utilization	.00	.00	.00	.00	(738.00)	.00	738.00
	Other Totals	$0.00	$0.00	$0.00	$0.00	($738.00)	$0.00	$738.00
	Sub-Department **000 - Revenues** Totals	$15,049.86	$38,663.41	$3,720.24	$124,943.00	$124,205.00	$125,981.00	$1,776.00
	Department **690 - Development** Totals	$15,049.86	$38,663.41	$3,720.24	$124,943.00	$124,205.00	$125,981.00	$1,776.00
	REVENUE TOTALS	$15,049.86	$38,663.41	$3,720.24	$124,943.00	$124,205.00	$125,981.00	$1,776.00
EXPENSE								
Department	**690 - Development**							
Sub-Department	**694 - Blighted Structure Demolition**							
Contractual Services								
425.690.694.50650	Blighted Structure Demolition	.00	.00	.00	124,205.00	124,205.00	125,981.00	1,776.00
	Contractual Services Totals	$0.00	$0.00	$0.00	$124,205.00	$124,205.00	$125,981.00	$1,776.00
	Sub-Department **694 - Blighted Structure Demolition** Totals	$0.00	$0.00	$0.00	$124,205.00	$124,205.00	$125,981.00	$1,776.00
	Department **690 - Development** Totals	$0.00	$0.00	$0.00	$124,205.00	$124,205.00	$125,981.00	$1,776.00
	EXPENSE TOTALS	$0.00	$0.00	$0.00	$124,205.00	$124,205.00	$125,981.00	$1,776.00
	Fund **425 - Blighted Structure Demolition** Totals							
	REVENUE TOTALS	$15,049.86	$38,663.41	$3,720.24	$124,943.00	$124,205.00	$125,981.00	$1,776.00
	EXPENSE TOTALS	$0.00	$0.00	$0.00	$124,205.00	$124,205.00	$125,981.00	$1,776.00
	Fund **425 - Blighted Structure Demolition** Totals	$15,049.86	$38,663.41	$3,720.24	$738.00	$0.00	$0.00	$0.00

2027 SUMMARY DRAFT SRF Submitted Level Department & Account

Budget Year 2027

G/L Account	Account Description	2024 Actual Amount	2025 Actual Amount	2026 Actual Amount	2026 Estimated Amount	2026 Amended Budget	2027 Submitted Budget	Difference
Fund **430 - Farmland Preservation**								
REVENUE								
Department **010 - County Board**								
Sub-Department **000 - Revenues**								
Grants								
430.010.000.32360	US Dept of Agriculture Grant	.00	.00	.00	2,500,000.00	2,500,000.00	.00	(2,500,000.00)
430.010.000.33903	Grants - Federal Government	.00	.00	.00	.00	.00	2,500,000.00	2,500,000.00
	Grants Totals	$0.00	$0.00	$0.00	$2,500,000.00	$2,500,000.00	$2,500,000.00	$0.00
Interest Revenue								
430.010.000.38000	Investment Income	269,421.39	317,119.39	108,261.53	108,040.00	108,040.00	130,720.00	22,680.00
	Interest Revenue Totals	$269,421.39	$317,119.39	$108,261.53	$108,040.00	$108,040.00	$130,720.00	$22,680.00
Other								
430.010.000.38900	Miscellaneous Other	.00	5,220.00	.00	.00	.00	.00	.00
430.010.000.39900	Fund Balance Utilization	.00	.00	.00	3,044,717.00	3,044,717.00	3,042,447.00	(2,270.00)
	Other Totals	$0.00	$5,220.00	$0.00	$3,044,717.00	$3,044,717.00	$3,042,447.00	($2,270.00)
Transfers In								
430.010.000.39120	Transfer from Grand Victoria Casino Elgin Fund 120	700,000.00	750,000.00	750,000.00	750,000.00	750,000.00	750,000.00	.00
	Transfers In Totals	$700,000.00	$750,000.00	$750,000.00	$750,000.00	$750,000.00	$750,000.00	$0.00
	Sub-Department **000 - Revenues** Totals	$969,421.39	$1,072,339.39	$858,261.53	$6,402,757.00	$6,402,757.00	$6,423,167.00	$20,410.00
	Department **010 - County Board** Totals	$969,421.39	$1,072,339.39	$858,261.53	$6,402,757.00	$6,402,757.00	$6,423,167.00	$20,410.00
	REVENUE TOTALS	$969,421.39	$1,072,339.39	$858,261.53	$6,402,757.00	$6,402,757.00	$6,423,167.00	$20,410.00
EXPENSE								
Department **010 - County Board**								
Sub-Department **021 - Farmland Preservation**								
Personnel Services- Salaries & Wages								
430.010.021.40000	Salaries and Wages	87,364.20	100,831.43	23,545.83	.00	68,254.00	102,126.00	33,872.00
	Personnel Services- Salaries & Wages Totals	$87,364.20	$100,831.43	$23,545.83	$0.00	$68,254.00	$102,126.00	$33,872.00
Personnel Services- Employee Benefits								
430.010.021.45000	Healthcare Contribution	12,261.18	16,505.13	3,695.32	.00	12,367.00	5,247.00	(7,120.00)
430.010.021.45010	Dental Contribution	286.80	344.40	81.80	.00	276.00	150.00	(126.00)
430.010.021.45100	FICA/SS Contribution	6,651.72	7,453.45	1,770.53	.00	5,223.00	7,799.00	2,576.00
430.010.021.45200	IMRF Contribution	3,693.86	5,447.75	1,500.45	.00	4,465.00	1,788.00	(2,677.00)
430.010.021.53010	Workers Compensation	3,485.00	1,741.00	1,147.00	.00	1,147.00	1,860.00	713.00
	Personnel Services- Employee Benefits Totals	$26,378.56	$31,491.73	$8,195.10	$0.00	$23,478.00	$16,844.00	($6,634.00)
Contractual Services								
430.010.021.50150	Contractual/Consulting Services	111,878.89	141,693.25	45,806.50	331,582.00	519,156.00	519,156.00	.00
430.010.021.50160	Legal Services	1,099.50	3,130.00	.00	25,000.00	25,000.00	25,000.00	.00
430.010.021.50170	Appraisal Services	1,800.00	22,000.00	.00	39,594.00	39,594.00	39,594.00	.00
430.010.021.53000	Liability Insurance	5,064.00	3,727.00	2,472.00	2,472.00	2,472.00	2,472.00	.00
430.010.021.53020	Unemployment Claims	82.00	51.00	40.00	.00	40.00	40.00	.00

2027 SUMMARY DRAFT SRF Submitted Level Department & Account

Budget Year 2027

G/L Account	Account Description	2024 Actual Amount	2025 Actual Amount	2026 Actual Amount	2026 Estimated Amount	2026 Amended Budget	2027 Submitted Budget	Difference
Fund **430 - Farmland Preservation**								
EXPENSE								
Department **010 - County Board**								
Sub-Department **021 - Farmland Preservation**								
Contractual Services								
430.010.021.53100	Conferences and Meetings	28.06	1,221.61	.00	14,427.00	14,427.00	7,599.00	(6,828.00)
	Contractual Services Totals	$119,952.45	$171,822.86	$48,318.50	$413,075.00	$600,689.00	$593,861.00	($6,828.00)
Capital								
430.010.021.75010	Farmland Preservation Rights - County Portion	.00	.00	.00	2,853,788.00	2,853,788.00	2,853,788.00	.00
430.010.021.75020	Farmland Preservation Rights - Federal Matching	.00	.00	.00	2,856,548.00	2,856,548.00	2,856,548.00	.00
	Capital Totals	$0.00	$0.00	$0.00	$5,710,336.00	$5,710,336.00	$5,710,336.00	$0.00
Transfers Out								
430.010.021.99001	Transfer to General Fund 001	2,228.00	2,177.00	.00	.00	.00	.00	.00
	Transfers Out Totals	$2,228.00	$2,177.00	$0.00	$0.00	$0.00	$0.00	$0.00
Sub-Department **021 - Farmland Preservation** Totals		$235,923.21	$306,323.02	$80,059.43	$6,123,411.00	$6,402,757.00	$6,423,167.00	$20,410.00
Department **010 - County Board** Totals		$235,923.21	$306,323.02	$80,059.43	$6,123,411.00	$6,402,757.00	$6,423,167.00	$20,410.00
EXPENSE TOTALS		$235,923.21	$306,323.02	$80,059.43	$6,123,411.00	$6,402,757.00	$6,423,167.00	$20,410.00
Fund **430 - Farmland Preservation** Totals								
REVENUE TOTALS		$969,421.39	$1,072,339.39	$858,261.53	$6,402,757.00	$6,402,757.00	$6,423,167.00	$20,410.00
EXPENSE TOTALS		$235,923.21	$306,323.02	$80,059.43	$6,123,411.00	$6,402,757.00	$6,423,167.00	$20,410.00
Fund **430 - Farmland Preservation** Totals		$733,498.18	$766,016.37	$778,202.10	$279,346.00	$0.00	$0.00	$0.00
Fund **435 - Growing for Kane**								
REVENUE								
Department **690 - Development**								
Sub-Department **000 - Revenues**								
Grants								
435.690.000.32355	USDA Urban AG Prod Grant	103,851.00	195,334.00	.00	175,334.00	175,334.00	.00	(175,334.00)
435.690.000.33892	Farming with Pollinators Grant	5,000.00	2,450.00	.00	.00	.00	.00	.00
	Grants Totals	$108,851.00	$197,784.00	$0.00	$175,334.00	$175,334.00	$0.00	($175,334.00)
Interest Revenue								
435.690.000.38000	Investment Income	7,780.60	8,496.54	2,762.51	2,119.00	2,119.00	2,564.00	445.00
	Interest Revenue Totals	$7,780.60	$8,496.54	$2,762.51	$2,119.00	$2,119.00	$2,564.00	$445.00

2027 SUMMARY DRAFT SRF Submitted Level Department & Account

Budget Year 2027

G/L Account	Account Description	2024 Actual Amount	2025 Actual Amount	2026 Actual Amount	2026 Estimated Amount	2026 Amended Budget	2027 Submitted Budget	Difference
Fund	**435 - Growing for Kane**							
REVENUE								
Department	**690 - Development**							
Sub-Department	**000 - Revenues**							
Other								
435.690.000.38900	Miscellaneous Other	16,550.00	3,000.00	12,925.72	25,000.00	25,000.00	25,000.00	.00
435.690.000.39900	Fund Balance Utilization	.00	.00	.00	36,000.00	36,000.00	136,000.00	100,000.00
	Other Totals	$16,550.00	$3,000.00	$12,925.72	$61,000.00	$61,000.00	$161,000.00	$100,000.00
	Sub-Department **000 - Revenues** Totals	$133,181.60	$209,280.54	$15,688.23	$238,453.00	$238,453.00	$163,564.00	($74,889.00)
	Department **690 - Development** Totals	$133,181.60	$209,280.54	$15,688.23	$238,453.00	$238,453.00	$163,564.00	($74,889.00)
	REVENUE TOTALS	$133,181.60	$209,280.54	$15,688.23	$238,453.00	$238,453.00	$163,564.00	($74,889.00)
EXPENSE								
Department	**690 - Development**							
Sub-Department	**022 - Growing for Kane**							
Contractual Services								
435.690.022.50150	Contractual/Consulting Services	17,550.01	2,930.00	19,570.00	42,306.00	51,500.00	151,064.00	99,564.00
435.690.022.53100	Conferences and Meetings	426.59	481.95	412.18	500.00	500.00	500.00	.00
435.690.022.55010	External Grants	.00	.00	.00	10,000.00	10,000.00	10,000.00	.00
435.690.022.55050	Grant Services	1,044.00	62.10	96.60	1,000.00	1,000.00	1,000.00	.00
	Contractual Services Totals	$19,020.60	$3,474.05	$20,078.78	$53,806.00	$63,000.00	$162,564.00	$99,564.00
Commodities								
435.690.022.60010	Operating Supplies	.00	.00	.00	1,000.00	1,000.00	1,000.00	.00
	Commodities Totals	$0.00	$0.00	$0.00	$1,000.00	$1,000.00	$1,000.00	$0.00
	Sub-Department **022 - Growing for Kane** Totals	$19,020.60	$3,474.05	$20,078.78	$54,806.00	$64,000.00	$163,564.00	$99,564.00
Sub-Department	**025 - Urban AG Innovative Production**							
Contractual Services								
435.690.025.50150	Contractual/Consulting Services	103,851.00	195,334.00	.00	174,453.00	174,453.00	.00	(174,453.00)
	Contractual Services Totals	$103,851.00	$195,334.00	$0.00	$174,453.00	$174,453.00	$0.00	($174,453.00)
	Sub-Department **025 - Urban AG Innovative Production** Totals	$103,851.00	$195,334.00	$0.00	$174,453.00	$174,453.00	$0.00	($174,453.00)
	Department **690 - Development** Totals	$122,871.60	$198,808.05	$20,078.78	$229,259.00	$238,453.00	$163,564.00	($74,889.00)
	EXPENSE TOTALS	$122,871.60	$198,808.05	$20,078.78	$229,259.00	$238,453.00	$163,564.00	($74,889.00)
	Fund **435 - Growing for Kane** Totals							
	REVENUE TOTALS	$133,181.60	$209,280.54	$15,688.23	$238,453.00	$238,453.00	$163,564.00	($74,889.00)
	EXPENSE TOTALS	$122,871.60	$198,808.05	$20,078.78	$229,259.00	$238,453.00	$163,564.00	($74,889.00)

2027 SUMMARY DRAFT SRF Submitted Level Department & Account

Budget Year 2027

G/L Account	Account Description	2024 Actual Amount	2025 Actual Amount	2026 Actual Amount	2026 Estimated Amount	2026 Amended Budget	2027 Submitted Budget	Difference
	Fund **435 - Growing for Kane** Totals	$10,310.00	$10,472.49	($4,390.55)	$9,194.00	$0.00	$0.00	$0.00
Fund **490 - Kane County Law Enforcement**								
REVENUE								
Department **300 - State's Attorney**								
Sub-Department **000 - Revenues**								
Fines								
490.300.000.36050	DUI Fines	42,798.73	36,131.44	23,131.80	47,308.00	30,000.00	35,000.00	5,000.00
	Fines Totals	$42,798.73	$36,131.44	$23,131.80	$47,308.00	$30,000.00	$35,000.00	$5,000.00
Interest Revenue								
490.300.000.38000	Investment Income	11,490.11	12,380.25	3,208.30	5,650.00	5,650.00	6,836.00	1,186.00
	Interest Revenue Totals	$11,490.11	$12,380.25	$3,208.30	$5,650.00	$5,650.00	$6,836.00	$1,186.00
Other								
490.300.000.39900	Fund Balance Utilization	.00	.00	.00	14,284.00	31,592.00	24,476.00	(7,116.00)
	Other Totals	$0.00	$0.00	$0.00	$14,284.00	$31,592.00	$24,476.00	($7,116.00)
	Sub-Department **000 - Revenues** Totals	$54,288.84	$48,511.69	$26,340.10	$67,242.00	$67,242.00	$66,312.00	($930.00)
	Department **300 - State's Attorney** Totals	$54,288.84	$48,511.69	$26,340.10	$67,242.00	$67,242.00	$66,312.00	($930.00)
	REVENUE TOTALS	$54,288.84	$48,511.69	$26,340.10	$67,242.00	$67,242.00	$66,312.00	($930.00)
EXPENSE								
Department **300 - State's Attorney**								
Sub-Department **334 - KC Law Enforcement**								
Personnel Services- Salaries & Wages								
490.300.334.40000	Salaries and Wages	6,637.50	15,750.00	4,800.00	14,401.00	14,401.00	14,400.00	(1.00)
	Personnel Services- Salaries & Wages Totals	$6,637.50	$15,750.00	$4,800.00	$14,401.00	$14,401.00	$14,400.00	($1.00)
Personnel Services- Employee Benefits								
490.300.334.45100	FICA/SS Contribution	507.78	1,204.89	367.20	1,102.00	1,102.00	1,102.00	.00
490.300.334.45200	IMRF Contribution	.00	.00	.00	942.00	942.00	.00	(942.00)
490.300.334.53010	Workers Compensation	.00	156.00	250.00	250.00	250.00	263.00	13.00
	Personnel Services- Employee Benefits Totals	$507.78	$1,360.89	$617.20	$2,294.00	$2,294.00	$1,365.00	($929.00)
Contractual Services								
490.300.334.50150	Contractual/Consulting Services	4,972.35	44,307.91	31,876.09	50,000.00	50,000.00	50,000.00	.00
490.300.334.53000	Liability Insurance	.00	334.00	538.00	538.00	538.00	538.00	.00
490.300.334.53020	Unemployment Claims	.00	5.00	9.00	9.00	9.00	9.00	.00
	Contractual Services Totals	$4,972.35	$44,646.91	$32,423.09	$50,547.00	$50,547.00	$50,547.00	$0.00
	Sub-Department **334 - KC Law Enforcement** Totals	$12,117.63	$61,757.80	$37,840.29	$67,242.00	$67,242.00	$66,312.00	($930.00)
	Department **300 - State's Attorney** Totals	$12,117.63	$61,757.80	$37,840.29	$67,242.00	$67,242.00	$66,312.00	($930.00)
	EXPENSE TOTALS	$12,117.63	$61,757.80	$37,840.29	$67,242.00	$67,242.00	$66,312.00	($930.00)
	Fund **490 - Kane County Law Enforcement** Totals							
	REVENUE TOTALS	$54,288.84	$48,511.69	$26,340.10	$67,242.00	$67,242.00	$66,312.00	($930.00)
	EXPENSE TOTALS	$12,117.63	$61,757.80	$37,840.29	$67,242.00	$67,242.00	$66,312.00	($930.00)

2027 SUMMARY DRAFT SRF Submitted Level Department & Account

Budget Year 2027

G/L Account	Account Description	2024 Actual Amount	2025 Actual Amount	2026 Actual Amount	2026 Estimated Amount	2026 Amended Budget	2027 Submitted Budget	Difference
Fund	**490 - Kane County Law Enforcement** Totals	$42,171.21	($13,246.11)	($11,500.19)	$0.00	$0.00	$0.00	$0.00
Fund	**491 - Tax Sale Purchase**							
REVENUE								
Department	**010 - County Board**							
Sub-Department	**000 - Revenues**							
Proceeds from Sale of Property								
491.010.000.38700	Proceeds from Sale of Property	108,378.16	120,746.56	118,062.65	.00	.00	.00	.00
	Proceeds from Sale of Property Totals	$108,378.16	$120,746.56	$118,062.65	$0.00	$0.00	$0.00	$0.00
Sub-Department	**000 - Revenues** Totals	$108,378.16	$120,746.56	$118,062.65	$0.00	$0.00	$0.00	$0.00
Department	**010 - County Board** Totals	$108,378.16	$120,746.56	$118,062.65	$0.00	$0.00	$0.00	$0.00
	REVENUE TOTALS	$108,378.16	$120,746.56	$118,062.65	$0.00	$0.00	$0.00	$0.00
EXPENSE								
Department	**010 - County Board**							
Sub-Department	**010 - County Board/Liquor**							
Contractual Services								
491.010.010.50150	Contractual/Consulting Services	108,378.16	120,746.56	118,062.65	.00	.00	.00	.00
	Contractual Services Totals	$108,378.16	$120,746.56	$118,062.65	$0.00	$0.00	$0.00	$0.00
Sub-Department	**010 - County Board/Liquor** Totals	$108,378.16	$120,746.56	$118,062.65	$0.00	$0.00	$0.00	$0.00
Department	**010 - County Board** Totals	$108,378.16	$120,746.56	$118,062.65	$0.00	$0.00	$0.00	$0.00
	EXPENSE TOTALS	$108,378.16	$120,746.56	$118,062.65	$0.00	$0.00	$0.00	$0.00
Fund	**491 - Tax Sale Purchase** Totals							
	REVENUE TOTALS	$108,378.16	$120,746.56	$118,062.65	$0.00	$0.00	$0.00	$0.00
	EXPENSE TOTALS	$108,378.16	$120,746.56	$118,062.65	$0.00	$0.00	$0.00	$0.00
Fund	**491 - Tax Sale Purchase** Totals	$0.00	$0.00	$0.00	$0.00	$0.00	$0.00	$0.00
Fund	**492 - Marriage Fees**							
REVENUE								
Department	**240 - Judiciary and Courts**							
Sub-Department	**000 - Revenues**							
Charges for Services								
492.240.000.35390	Wedding Fee	10,680.00	10,340.00	4,850.00	3,000.00	3,000.00	3,000.00	.00
	Charges for Services Totals	$10,680.00	$10,340.00	$4,850.00	$3,000.00	$3,000.00	$3,000.00	$0.00

2027 SUMMARY DRAFT SRF Submitted Level Department & Account

Budget Year 2027

G/L Account	Account Description	2024 Actual Amount	2025 Actual Amount	2026 Actual Amount	2026 Estimated Amount	2026 Amended Budget	2027 Submitted Budget	Difference
Fund	**492 - Marriage Fees**							
REVENUE								
Department	**240 - Judiciary and Courts**							
Sub-Department	**000 - Revenues**							
Interest Revenue								
492.240.000.38000	Investment Income	210.25	73.20	.00	86.00	86.00	104.00	18.00
	Interest Revenue Totals	$210.25	$73.20	$0.00	$86.00	$86.00	$104.00	$18.00
Sub-Department	**000 - Revenues** Totals	$10,890.25	$10,413.20	$4,850.00	$3,086.00	$3,086.00	$3,104.00	$18.00
Department	**240 - Judiciary and Courts** Totals	$10,890.25	$10,413.20	$4,850.00	$3,086.00	$3,086.00	$3,104.00	$18.00
	REVENUE TOTALS	$10,890.25	$10,413.20	$4,850.00	$3,086.00	$3,086.00	$3,104.00	$18.00
EXPENSE								
Department	**240 - Judiciary and Courts**							
Sub-Department	**248 - Judicial Operating Support**							
Commodities								
492.240.248.60010	Operating Supplies	10,774.11	10,709.30	189.00	3,086.00	3,086.00	3,104.00	18.00
	Commodities Totals	$10,774.11	$10,709.30	$189.00	$3,086.00	$3,086.00	$3,104.00	$18.00
Sub-Department	**248 - Judicial Operating Support** Totals	$10,774.11	$10,709.30	$189.00	$3,086.00	$3,086.00	$3,104.00	$18.00
Department	**240 - Judiciary and Courts** Totals	$10,774.11	$10,709.30	$189.00	$3,086.00	$3,086.00	$3,104.00	$18.00
	EXPENSE TOTALS	$10,774.11	$10,709.30	$189.00	$3,086.00	$3,086.00	$3,104.00	$18.00
Fund	**492 - Marriage Fees** Totals							
	REVENUE TOTALS	$10,890.25	$10,413.20	$4,850.00	$3,086.00	$3,086.00	$3,104.00	$18.00
	EXPENSE TOTALS	$10,774.11	$10,709.30	$189.00	$3,086.00	$3,086.00	$3,104.00	$18.00
Fund	**492 - Marriage Fees** Totals	$116.14	($296.10)	$4,661.00	$0.00	$0.00	$0.00	$0.00

2027 SUMMARY DRAFT SRF Submitted Level Department & Account

Budget Year 2027

G/L Account	Account Description	2024 Actual Amount	2025 Actual Amount	2026 Actual Amount	2026 Estimated Amount	2026 Amended Budget	2027 Submitted Budget	Difference
Fund	**500 - Capital Projects**							
REVENUE								
Department	**800 - Other- Countywide Expenses**							
Sub-Department	**000 - Revenues**							
Other Taxes								
500.800.000.30180	Video Gaming Tax	268,280.23	239,668.30	147,113.83	261,952.00	100,000.00	100,000.00	.00
	Other Taxes Totals	$268,280.23	$239,668.30	$147,113.83	$261,952.00	$100,000.00	$100,000.00	$0.00
Grants								
500.800.000.33900	Grants - Other	.00	.00	.00	.00	600,000.00	600,000.00	.00
500.800.000.33902	Grants - State Government	.00	132,895.00	.00	.00	.00	.00	.00
	Grants Totals	$0.00	$132,895.00	$0.00	$0.00	$600,000.00	$600,000.00	$0.00
Interest Revenue								
500.800.000.38000	Investment Income	898,179.07	556,090.72	96,988.88	200,000.00	451,224.00	545,946.00	94,722.00
	Interest Revenue Totals	$898,179.07	$556,090.72	$96,988.88	$200,000.00	$451,224.00	$545,946.00	$94,722.00
Other								
500.800.000.39900	Fund Balance Utilization	.00	.00	.00	.00	7,725,873.00	4,400,895.00	(3,324,978.00)
	Other Totals	$0.00	$0.00	$0.00	$0.00	$7,725,873.00	$4,400,895.00	($3,324,978.00)
Transfers In								
500.800.000.39001	Transfer from General Fund 001	867,116.00	8,280,000.00	.00	.00	.00	3,648,389.00	3,648,389.00
500.800.000.39120	Transfer from Grand Victoria Casino Elgin Fund 120	250,000.00	.00	.00	.00	.00	.00	.00
500.800.000.39355	Transfer from American Rescue Plan Fund 355	72,000.00	.00	.00	.00	.00	.00	.00
	Transfers In Totals	$1,189,116.00	$8,280,000.00	$0.00	$0.00	$0.00	$3,648,389.00	$3,648,389.00
	Sub-Department **000 - Revenues** Totals	$2,355,575.30	$9,208,654.02	$244,102.71	$461,952.00	$8,877,097.00	$9,295,230.00	$418,133.00
Sub-Department	**826 - Declaration Square**							
Other								
500.800.826.38520	General Donations	.00	.00	3,000.00	.00	.00	.00	.00
	Other Totals	$0.00	$0.00	$3,000.00	$0.00	$0.00	$0.00	$0.00
	Sub-Department **826 - Declaration Square** Totals	$0.00	$0.00	$3,000.00	$0.00	$0.00	$0.00	$0.00
	Department **800 - Other- Countywide Expenses** Totals	$2,355,575.30	$9,208,654.02	$247,102.71	$461,952.00	$8,877,097.00	$9,295,230.00	$418,133.00
	REVENUE TOTALS	$2,355,575.30	$9,208,654.02	$247,102.71	$461,952.00	$8,877,097.00	$9,295,230.00	$418,133.00
EXPENSE								
Department	**800 - Other- Countywide Expenses**							
Sub-Department	**801 - Communication/Technology**							
Capital								
500.800.801.70000	Computers	850,800.85	906,461.73	246,028.53	510,000.00	1,191,701.00	2,103,201.00	911,500.00
500.800.801.70020	Computer Software- Capital	31,889.17	649.00	10,554.51	111,000.00	511,000.00	513,800.00	2,800.00
500.800.801.70120	Special Purpose Equipment	6,511,540.97	.00	.00	.00	.00	.00	.00
	Capital Totals	$7,394,230.99	$907,110.73	$256,583.04	$621,000.00	$1,702,701.00	$2,617,001.00	$914,300.00
	Sub-Department **801 - Communication/Technology** Totals	$7,394,230.99	$907,110.73	$256,583.04	$621,000.00	$1,702,701.00	$2,617,001.00	$914,300.00

2027 SUMMARY DRAFT SRF Submitted Level Department & Account

Budget Year 2027

G/L Account	Account Description	2024 Actual Amount	2025 Actual Amount	2026 Actual Amount	2026 Estimated Amount	2026 Amended Budget	2027 Submitted Budget	Difference
Fund **500 - Capital Projects**								
EXPENSE								
Department **800 - Other- Countywide Expenses**								
Sub-Department **805 - Capital Projects**								
Contractual Services								
500.800.805.50150	Contractual/Consulting Services	138,109.92	245,701.10	21,094.25	50,000.00	200,000.00	150,000.00	(50,000.00)
	Contractual Services Totals	$138,109.92	$245,701.10	$21,094.25	$50,000.00	$200,000.00	$150,000.00	($50,000.00)
Capital								
500.800.805.70070	Automotive Equipment	248,407.55	158,805.00	133,333.90	165,000.00	165,000.00	100,000.00	(65,000.00)
500.800.805.72010	Building Improvements	7,099,508.07	7,016,302.38	1,466,257.01	2,496,167.00	6,809,396.00	6,428,229.00	(381,167.00)
	Capital Totals	$7,347,915.62	$7,175,107.38	$1,599,590.91	$2,661,167.00	$6,974,396.00	$6,528,229.00	($446,167.00)
Transfers Out								
500.800.805.99355	Transfer to American Rescue Plan Fund 355	94,110.00	.00	.00	.00	.00	.00	.00
	Transfers Out Totals	$94,110.00	$0.00	$0.00	$0.00	$0.00	$0.00	$0.00
Sub-Department **805 - Capital Projects** Totals		$7,580,135.54	$7,420,808.48	$1,620,685.16	$2,711,167.00	$7,174,396.00	$6,678,229.00	($496,167.00)
Sub-Department **822 - Capital Projects - Sheriff**								
Capital								
500.800.822.70120	Special Purpose Equipment	1,256,079.41	214,417.40	6,000.00	.00	.00	.00	.00
	Capital Totals	$1,256,079.41	$214,417.40	$6,000.00	$0.00	$0.00	$0.00	$0.00
Sub-Department **822 - Capital Projects - Sheriff** Totals		$1,256,079.41	$214,417.40	$6,000.00	$0.00	$0.00	$0.00	$0.00
Department **800 - Other- Countywide Expenses** Totals		$16,230,445.94	$8,542,336.61	$1,883,268.20	$3,332,167.00	$8,877,097.00	$9,295,230.00	$418,133.00
	EXPENSE TOTALS	$16,230,445.94	$8,542,336.61	$1,883,268.20	$3,332,167.00	$8,877,097.00	$9,295,230.00	$418,133.00
Fund **500 - Capital Projects** Totals								
	REVENUE TOTALS	$2,355,575.30	$9,208,654.02	$247,102.71	$461,952.00	$8,877,097.00	$9,295,230.00	$418,133.00
	EXPENSE TOTALS	$16,230,445.94	$8,542,336.61	$1,883,268.20	$3,332,167.00	$8,877,097.00	$9,295,230.00	$418,133.00
Fund **500 - Capital Projects** Totals		($13,874,870.64)	$666,317.41	($1,636,165.49)	($2,870,215.00)	$0.00	$0.00	$0.00
Fund **501 - Judicial Facility Construction**								
REVENUE								
Department **800 - Other- Countywide Expenses**								
Sub-Department **000 - Revenues**								
Grants								
501.800.000.32382	AOIC Modernization Grant	279,556.83	151,572.51	50,000.00	.00	.00	.00	.00
501.800.000.33902	Grants - State Government	.00	.00	.00	.00	.00	50,000.00	50,000.00
	Grants Totals	$279,556.83	$151,572.51	$50,000.00	$0.00	$0.00	$50,000.00	$50,000.00

2027 SUMMARY DRAFT SRF Submitted Level Department & Account

Budget Year 2027

G/L Account	Account Description	2024 Actual Amount	2025 Actual Amount	2026 Actual Amount	2026 Estimated Amount	2026 Amended Budget	2027 Submitted Budget	Difference
Fund	**501 - Judicial Facility Construction**							
REVENUE								
Department	**800 - Other- Countywide Expenses**							
Sub-Department	**000 - Revenues**							
Charges for Services								
501.800.000.35415	Facility Construction Fee	833,175.09	862,804.40	458,687.87	864,000.00	864,000.00	864,000.00	.00
	Charges for Services Totals	$833,175.09	$862,804.40	$458,687.87	$864,000.00	$864,000.00	$864,000.00	$0.00
Interest Revenue								
501.800.000.38000	Investment Income	84,514.09	114,156.80	42,581.09	40,000.00	40,000.00	48,397.00	8,397.00
	Interest Revenue Totals	$84,514.09	$114,156.80	$42,581.09	$40,000.00	$40,000.00	$48,397.00	$8,397.00
	Sub-Department **000 - Revenues** Totals	$1,197,246.01	$1,128,533.71	$551,268.96	$904,000.00	$904,000.00	$962,397.00	$58,397.00
	Department **800 - Other- Countywide Expenses** Totals	$1,197,246.01	$1,128,533.71	$551,268.96	$904,000.00	$904,000.00	$962,397.00	$58,397.00
	REVENUE TOTALS	$1,197,246.01	$1,128,533.71	$551,268.96	$904,000.00	$904,000.00	$962,397.00	$58,397.00
EXPENSE								
Department	**800 - Other- Countywide Expenses**							
Sub-Department	**819 - Judicial Facility**							
Contractual Services								
501.800.819.50150	Contractual/Consulting Services	.00	.00	.00	.00	.00	50,000.00	50,000.00
	Contractual Services Totals	$0.00	$0.00	$0.00	$0.00	$0.00	$50,000.00	$50,000.00
Capital								
501.800.819.72010	Building Improvements	364,694.30	255,746.56	99,358.80	904,000.00	904,000.00	912,397.00	8,397.00
	Capital Totals	$364,694.30	$255,746.56	$99,358.80	$904,000.00	$904,000.00	$912,397.00	$8,397.00
	Sub-Department **819 - Judicial Facility** Totals	$364,694.30	$255,746.56	$99,358.80	$904,000.00	$904,000.00	$962,397.00	$58,397.00
Sub-Department	**823 - Judicial Facility Modernization**							
Contractual Services								
501.800.823.50150	Contractual/Consulting Services	279,556.83	105,749.55	26,617.42	.00	.00	.00	.00
501.800.823.50340	Software Licensing Cost	.00	31,565.00	.00	.00	.00	.00	.00
	Contractual Services Totals	$279,556.83	$137,314.55	$26,617.42	$0.00	$0.00	$0.00	$0.00
Capital								
501.800.823.70120	Special Purpose Equipment	.00	14,611.88	23,746.00	.00	.00	.00	.00
	Capital Totals	$0.00	$14,611.88	$23,746.00	$0.00	$0.00	$0.00	$0.00
	Sub-Department **823 - Judicial Facility Modernization** Totals	$279,556.83	$151,926.43	$50,363.42	$0.00	$0.00	$0.00	$0.00
	Department **800 - Other- Countywide Expenses** Totals	$644,251.13	$407,672.99	$149,722.22	$904,000.00	$904,000.00	$962,397.00	$58,397.00
	EXPENSE TOTALS	$644,251.13	$407,672.99	$149,722.22	$904,000.00	$904,000.00	$962,397.00	$58,397.00
	Fund **501 - Judicial Facility Construction** Totals							

2027 SUMMARY DRAFT SRF Submitted Level Department & Account

Budget Year 2027

G/L Account	Account Description	2024 Actual Amount	2025 Actual Amount	2026 Actual Amount	2026 Estimated Amount	2026 Amended Budget	2027 Submitted Budget	Difference
	REVENUE TOTALS	$1,197,246.01	$1,128,533.71	$551,268.96	$904,000.00	$904,000.00	$962,397.00	$58,397.00
	EXPENSE TOTALS	$644,251.13	$407,672.99	$149,722.22	$904,000.00	$904,000.00	$962,397.00	$58,397.00
	Fund **501 - Judicial Facility Construction** Totals	$552,994.88	$720,860.72	$401,546.74	$0.00	$0.00	$0.00	$0.00
Fund **510 - Capital Improvement Bond Const**								
REVENUE								
Department **800 - Other- Countywide Expenses**								
Sub-Department **000 - Revenues**								
Interest Revenue								
510.800.000.38000	Investment Income	2,161.29	(6,843.99)	.00	.00	16,854.00	.00	(16,854.00)
	Interest Revenue Totals	$2,161.29	($6,843.99)	$0.00	$0.00	$16,854.00	$0.00	($16,854.00)
	Sub-Department **000 - Revenues** Totals	$2,161.29	($6,843.99)	$0.00	$0.00	$16,854.00	$0.00	($16,854.00)
	Department **800 - Other- Countywide Expenses** Totals	$2,161.29	($6,843.99)	$0.00	$0.00	$16,854.00	$0.00	($16,854.00)
	REVENUE TOTALS	$2,161.29	($6,843.99)	$0.00	$0.00	$16,854.00	$0.00	($16,854.00)
EXPENSE								
Department **800 - Other- Countywide Expenses**								
Sub-Department **781 - Capital Improv Bond Construction**								
Contingency and Other								
510.800.781.89000	Addition to Fund Balance	.00	.00	.00	.00	16,854.00	.00	(16,854.00)
	Contingency and Other Totals	$0.00	$0.00	$0.00	$0.00	$16,854.00	$0.00	($16,854.00)
	Sub-Department **781 - Capital Improv Bond Construction** Totals	$0.00	$0.00	$0.00	$0.00	$16,854.00	$0.00	($16,854.00)
	Department **800 - Other- Countywide Expenses** Totals	$0.00	$0.00	$0.00	$0.00	$16,854.00	$0.00	($16,854.00)
	EXPENSE TOTALS	$0.00	$0.00	$0.00	$0.00	$16,854.00	$0.00	($16,854.00)
	Fund **510 - Capital Improvement Bond Const** Totals							
	REVENUE TOTALS	$2,161.29	($6,843.99)	$0.00	$0.00	$16,854.00	$0.00	($16,854.00)
	EXPENSE TOTALS	$0.00	$0.00	$0.00	$0.00	$16,854.00	$0.00	($16,854.00)
	Fund **510 - Capital Improvement Bond Const** Totals	$2,161.29	($6,843.99)	$0.00	$0.00	$0.00	$0.00	$0.00
Fund **520 - Mill Creek Special Service Area**								
REVENUE								
Department **690 - Development**								
Sub-Department **000 - Revenues**								
Property Taxes								
520.690.000.30000	Property Taxes	935,787.72	1,039,771.78	577,184.60	1,137,968.00	1,137,968.00	1,137,968.00	.00
	Property Taxes Totals	$935,787.72	$1,039,771.78	$577,184.60	$1,137,968.00	$1,137,968.00	$1,137,968.00	$0.00

2027 SUMMARY DRAFT SRF Submitted Level Department & Account

Budget Year 2027

G/L Account	Account Description	2024 Actual Amount	2025 Actual Amount	2026 Actual Amount	2026 Estimated Amount	2026 Amended Budget	2027 Submitted Budget	Difference
Fund	**520 - Mill Creek Special Service Area**							
REVENUE								
Department	**690 - Development**							
Sub-Department	**000 - Revenues**							
Interest Revenue								
520.690.000.38000	Investment Income	78,078.15	53,590.11	13,789.49	24,000.00	24,000.00	29,038.00	5,038.00
	Interest Revenue Totals	$78,078.15	$53,590.11	$13,789.49	$24,000.00	$24,000.00	$29,038.00	$5,038.00
Other								
520.690.000.39900	Fund Balance Utilization	.00	.00	.00	2,451.00	2,451.00	147,800.00	145,349.00
	Other Totals	$0.00	$0.00	$0.00	$2,451.00	$2,451.00	$147,800.00	$145,349.00
	Sub-Department **000 - Revenues** Totals	$1,013,865.87	$1,093,361.89	$590,974.09	$1,164,419.00	$1,164,419.00	$1,314,806.00	$150,387.00
	Department **690 - Development** Totals	$1,013,865.87	$1,093,361.89	$590,974.09	$1,164,419.00	$1,164,419.00	$1,314,806.00	$150,387.00
	REVENUE TOTALS	$1,013,865.87	$1,093,361.89	$590,974.09	$1,164,419.00	$1,164,419.00	$1,314,806.00	$150,387.00
EXPENSE								
Department	**690 - Development**							
Sub-Department	**730 - Mill Creek Special Service Area**							
Services								
520.690.730.45007	Healthcare Contribution Budget Increase	.00	.00	.00	.00	.00	3,218.00	3,218.00
520.690.730.45017	Dental Contribution Budget Increase	.00	.00	.00	.00	.00	103.00	103.00
	Services Totals	$0.00	$0.00	$0.00	$0.00	$0.00	$3,321.00	$3,321.00
Personnel Services- Salaries & Wages								
520.690.730.40000	Salaries and Wages	70,704.01	57,571.34	36,705.34	73,713.00	73,713.00	72,919.00	(794.00)
	Personnel Services- Salaries & Wages Totals	$70,704.01	$57,571.34	$36,705.34	$73,713.00	$73,713.00	$72,919.00	($794.00)
Personnel Services- Employee Benefits								
520.690.730.45000	Healthcare Contribution	19,178.26	13,946.49	11,527.61	.00	21,074.00	21,448.00	374.00
520.690.730.45010	Dental Contribution	.00	156.94	363.22	.00	684.00	684.00	.00
520.690.730.45100	FICA/SS Contribution	5,402.77	4,303.06	2,586.03	.00	5,644.00	5,582.00	(62.00)
520.690.730.45200	IMRF Contribution	3,244.33	3,058.97	2,199.34	.00	4,823.00	4,012.00	(811.00)
520.690.730.53010	Workers Compensation	1,462.00	1,270.00	1,241.00	.00	1,241.00	1,328.00	87.00
	Personnel Services- Employee Benefits Totals	$29,287.36	$22,735.46	$17,917.20	$0.00	$33,466.00	$33,054.00	($412.00)
Contractual Services								
520.690.730.50150	Contractual/Consulting Services	892,683.05	43,353.24	.00	40,200.00	40,200.00	110,000.00	69,800.00
520.690.730.50160	Legal Services	.00	.00	.00	6,000.00	6,000.00	.00	(6,000.00)
520.690.730.50480	Security Services	.00	.00	.00	9,000.00	9,000.00	.00	(9,000.00)
520.690.730.52020	Repairs and Maintenance- Roads	116,916.00	140,202.40	82,818.82	128,000.00	128,000.00	208,000.00	80,000.00
520.690.730.52120	Repairs and Maint- Grounds	457,767.70	539,055.73	159,083.88	651,484.00	634,984.00	816,000.00	181,016.00

2027 SUMMARY DRAFT SRF Submitted Level Department & Account

Budget Year 2027

G/L Account	Account Description	2024 Actual Amount	2025 Actual Amount	2026 Actual Amount	2026 Estimated Amount	2026 Amended Budget	2027 Submitted Budget	Difference
Fund	**520 - Mill Creek Special Service Area**							
EXPENSE								
Department	**690 - Development**							
Sub-Department	**730 - Mill Creek Special Service Area**							
Contractual Services								
520.690.730.52180	Building Space Rental	11,790.91	13,027.03	.00	.00	17,000.00	.00	(17,000.00)
520.690.730.52230	Repairs and Maint- Vehicles	1,310.93	852.90	181.14	2,500.00	2,500.00	2,500.00	.00
520.690.730.52250	Intersect Lighting Services	16,101.80	5,395.13	6,331.29	25,000.00	25,000.00	20,000.00	(5,000.00)
520.690.730.53000	Liability Insurance	2,124.00	2,721.00	2,670.00	.00	2,670.00	2,669.00	(1.00)
520.690.730.53020	Unemployment Claims	35.00	37.00	43.00	.00	43.00	43.00	.00
520.690.730.53060	General Printing	104.25	.00	.00	1,500.00	1,500.00	2,000.00	500.00
520.690.730.53070	Legal Printing	.00	34.50	.00	500.00	500.00	500.00	.00
520.690.730.53120	Employee Mileage Expense	.00	.00	.00	500.00	.00	500.00	500.00
520.690.730.55000	Miscellaneous Contractual Exp	24,826.32	29,496.34	29,241.86	136,914.00	136,914.00	.00	(136,914.00)
	Contractual Services Totals	$1,523,659.96	$774,175.27	$280,369.99	$1,001,598.00	$1,004,311.00	$1,162,212.00	$157,901.00
Commodities								
520.690.730.60000	Office Supplies	1,834.75	845.14	.00	3,000.00	3,000.00	.00	(3,000.00)
520.690.730.60010	Operating Supplies	3,101.63	851.16	389.36	3,000.00	3,000.00	4,000.00	1,000.00
520.690.730.60040	Postage	1,216.88	.00	.00	1,500.00	1,500.00	1,500.00	.00
520.690.730.63020	Utilities- Intersect Lighting	10,948.57	10,923.69	4,829.72	17,100.00	17,100.00	15,000.00	(2,100.00)
520.690.730.63040	Fuel- Vehicles	1,972.43	.00	.00	2,000.00	2,000.00	2,000.00	.00
520.690.730.64010	Cellular Phone	997.72	615.64	.00	800.00	800.00	800.00	.00
	Commodities Totals	$20,071.98	$13,235.63	$5,219.08	$27,400.00	$27,400.00	$23,300.00	($4,100.00)
Transfers Out								
520.690.730.99001	Transfer to General Fund 001	25,490.00	25,419.00	25,529.00	25,529.00	25,529.00	20,000.00	(5,529.00)
	Transfers Out Totals	$25,490.00	$25,419.00	$25,529.00	$25,529.00	$25,529.00	$20,000.00	($5,529.00)
Sub-Department	**730 - Mill Creek Special Service Area** Totals	$1,669,213.31	$893,136.70	$365,740.61	$1,128,240.00	$1,164,419.00	$1,314,806.00	$150,387.00
Department	**690 - Development** Totals	$1,669,213.31	$893,136.70	$365,740.61	$1,128,240.00	$1,164,419.00	$1,314,806.00	$150,387.00
	EXPENSE TOTALS	$1,669,213.31	$893,136.70	$365,740.61	$1,128,240.00	$1,164,419.00	$1,314,806.00	$150,387.00
Fund	**520 - Mill Creek Special Service Area** Totals							
	REVENUE TOTALS	$1,013,865.87	$1,093,361.89	$590,974.09	$1,164,419.00	$1,164,419.00	$1,314,806.00	$150,387.00
	EXPENSE TOTALS	$1,669,213.31	$893,136.70	$365,740.61	$1,128,240.00	$1,164,419.00	$1,314,806.00	$150,387.00
Fund	**520 - Mill Creek Special Service Area** Totals	($655,347.44)	$200,225.19	$225,233.48	$36,179.00	$0.00	$0.00	$0.00

2027 SUMMARY DRAFT SRF Submitted Level Department & Account

Budget Year 2027

G/L Account	Account Description	2024 Actual Amount	2025 Actual Amount	2026 Actual Amount	2026 Estimated Amount	2026 Amended Budget	2027 Submitted Budget	Difference
Fund	**521 - Bowes Creek Special Service Area**							
REVENUE								
Department	**690 - Development**							
Sub-Department	**000 - Revenues**							
Interest Revenue								
521.690.000.38000	Investment Income	74.81	78.38	23.87	.00	32.00	39.00	7.00
	Interest Revenue Totals	$74.81	$78.38	$23.87	$0.00	$32.00	$39.00	$7.00
	Sub-Department **000 - Revenues** Totals	$74.81	$78.38	$23.87	$0.00	$32.00	$39.00	$7.00
	Department **690 - Development** Totals	$74.81	$78.38	$23.87	$0.00	$32.00	$39.00	$7.00
	REVENUE TOTALS	$74.81	$78.38	$23.87	$0.00	$32.00	$39.00	$7.00
EXPENSE								
Department	**690 - Development**							
Sub-Department	**731 - Bowes Creek Special Service Area**							
Contingency and Other								
521.690.731.89000	Addition to Fund Balance	.00	.00	.00	.00	32.00	39.00	7.00
	Contingency and Other Totals	$0.00	$0.00	$0.00	$0.00	$32.00	$39.00	$7.00
	Sub-Department **731 - Bowes Creek Special Service Area** Totals	$0.00	$0.00	$0.00	$0.00	$32.00	$39.00	$7.00
	Department **690 - Development** Totals	$0.00	$0.00	$0.00	$0.00	$32.00	$39.00	$7.00
	EXPENSE TOTALS	$0.00	$0.00	$0.00	$0.00	$32.00	$39.00	$7.00
Fund	**521 - Bowes Creek Special Service Area** Totals							
	REVENUE TOTALS	$74.81	$78.38	$23.87	$0.00	$32.00	$39.00	$7.00
	EXPENSE TOTALS	$0.00	$0.00	$0.00	$0.00	$32.00	$39.00	$7.00
Fund	**521 - Bowes Creek Special Service Area** Totals	$74.81	$78.38	$23.87	$0.00	$0.00	$0.00	$0.00
Fund	**5300 - Sunvale SBA SW 37**							
REVENUE								
Department	**690 - Development**							
Sub-Department	**000 - Revenues**							
Interest Revenue								
5300.690.000.38000	Investment Income	159.65	167.22	50.90	.00	92.00	111.00	19.00
	Interest Revenue Totals	$159.65	$167.22	$50.90	$0.00	$92.00	$111.00	$19.00
	Sub-Department **000 - Revenues** Totals	$159.65	$167.22	$50.90	$0.00	$92.00	$111.00	$19.00
	Department **690 - Development** Totals	$159.65	$167.22	$50.90	$0.00	$92.00	$111.00	$19.00
	REVENUE TOTALS	$159.65	$167.22	$50.90	$0.00	$92.00	$111.00	$19.00

2027 SUMMARY DRAFT SRF Submitted Level Department & Account

Budget Year 2027

G/L Account	Account Description	2024 Actual Amount	2025 Actual Amount	2026 Actual Amount	2026 Estimated Amount	2026 Amended Budget	2027 Submitted Budget	Difference
Fund **5300 - Sunvale SBA SW 37**								
EXPENSE								
Department **690 - Development**								
Sub-Department **7400 - Sunvale SBA SW37**								
Contractual Services								
5300.690.7400.52290	Repairs and Maint- Stormwater	.00	.00	.00	.00	92.00	111.00	19.00
	Contractual Services Totals	$0.00	$0.00	$0.00	$0.00	$92.00	$111.00	$19.00
Sub-Department **7400 - Sunvale SBA SW37** Totals		$0.00	$0.00	$0.00	$0.00	$92.00	$111.00	$19.00
Department **690 - Development** Totals		$0.00	$0.00	$0.00	$0.00	$92.00	$111.00	$19.00
EXPENSE TOTALS		$0.00	$0.00	$0.00	$0.00	$92.00	$111.00	$19.00
Fund **5300 - Sunvale SBA SW 37** Totals								
REVENUE TOTALS		$159.65	$167.22	$50.90	$0.00	$92.00	$111.00	$19.00
EXPENSE TOTALS		$0.00	$0.00	$0.00	$0.00	$92.00	$111.00	$19.00
Fund **5300 - Sunvale SBA SW 37** Totals		$159.65	$167.22	$50.90	$0.00	$0.00	$0.00	$0.00
Fund **5301 - Middle Creek SBA SW38**								
REVENUE								
Department **690 - Development**								
Sub-Department **000 - Revenues**								
Property Taxes								
5301.690.000.30000	Property Taxes	.00	647.50	.00	.00	.00	.00	.00
	Property Taxes Totals	$0.00	$647.50	$0.00	$0.00	$0.00	$0.00	$0.00
Interest Revenue								
5301.690.000.38000	Investment Income	166.03	179.77	61.09	.00	73.00	88.00	15.00
	Interest Revenue Totals	$166.03	$179.77	$61.09	$0.00	$73.00	$88.00	$15.00
Sub-Department **000 - Revenues** Totals		$166.03	$827.27	$61.09	$0.00	$73.00	$88.00	$15.00
Department **690 - Development** Totals		$166.03	$827.27	$61.09	$0.00	$73.00	$88.00	$15.00
REVENUE TOTALS		$166.03	$827.27	$61.09	$0.00	$73.00	$88.00	$15.00

2027 SUMMARY DRAFT SRF Submitted Level Department & Account

Budget Year 2027

G/L Account	Account Description	2024 Actual Amount	2025 Actual Amount	2026 Actual Amount	2026 Estimated Amount	2026 Amended Budget	2027 Submitted Budget	Difference
Fund	**5301 - Middle Creek SBA SW38**							
EXPENSE								
Department	**690 - Development**							
Sub-Department	**7401 - Middle Creek SBA SW38**							
Contractual Services								
5301.690.7401.52290	Repairs and Maint- Stormwater	.00	.00	.00	.00	73.00	88.00	15.00
	Contractual Services Totals	$0.00	$0.00	$0.00	$0.00	$73.00	$88.00	$15.00
Sub-Department	**7401 - Middle Creek SBA SW38** Totals	$0.00	$0.00	$0.00	$0.00	$73.00	$88.00	$15.00
Department	**690 - Development** Totals	$0.00	$0.00	$0.00	$0.00	$73.00	$88.00	$15.00
	EXPENSE TOTALS	$0.00	$0.00	$0.00	$0.00	$73.00	$88.00	$15.00
Fund	**5301 - Middle Creek SBA SW38** Totals							
	REVENUE TOTALS	$166.03	$827.27	$61.09	$0.00	$73.00	$88.00	$15.00
	EXPENSE TOTALS	$0.00	$0.00	$0.00	$0.00	$73.00	$88.00	$15.00
Fund	**5301 - Middle Creek SBA SW38** Totals	$166.03	$827.27	$61.09	$0.00	$0.00	$0.00	$0.00
Fund	**5302 - Shirewood Farm SSA SW39**							
REVENUE								
Department	**690 - Development**							
Sub-Department	**000 - Revenues**							
Property Taxes								
5302.690.000.30000	Property Taxes	110.00	110.00	55.00	.00	110.00	110.00	.00
	Property Taxes Totals	$110.00	$110.00	$55.00	$0.00	$110.00	$110.00	$0.00
Interest Revenue								
5302.690.000.38000	Investment Income	25.22	33.55	11.10	.00	10.00	12.00	2.00
	Interest Revenue Totals	$25.22	$33.55	$11.10	$0.00	$10.00	$12.00	$2.00
Sub-Department	**000 - Revenues** Totals	$135.22	$143.55	$66.10	$0.00	$120.00	$122.00	$2.00
Department	**690 - Development** Totals	$135.22	$143.55	$66.10	$0.00	$120.00	$122.00	$2.00
	REVENUE TOTALS	$135.22	$143.55	$66.10	$0.00	$120.00	$122.00	$2.00
EXPENSE								
Department	**690 - Development**							
Sub-Department	**7402 - Shirewood Farm SSA SW39**							
Contractual Services								
5302.690.7402.52290	Repairs and Maint- Stormwater	.00	.00	.00	.00	120.00	122.00	2.00
	Contractual Services Totals	$0.00	$0.00	$0.00	$0.00	$120.00	$122.00	$2.00
Sub-Department	**7402 - Shirewood Farm SSA SW39** Totals	$0.00	$0.00	$0.00	$0.00	$120.00	$122.00	$2.00
Department	**690 - Development** Totals	$0.00	$0.00	$0.00	$0.00	$120.00	$122.00	$2.00
	EXPENSE TOTALS	$0.00	$0.00	$0.00	$0.00	$120.00	$122.00	$2.00
Fund	**5302 - Shirewood Farm SSA SW39** Totals							

2027 SUMMARY DRAFT SRF Submitted Level Department & Account

Budget Year 2027

G/L Account	Account Description	2024 Actual Amount	2025 Actual Amount	2026 Actual Amount	2026 Estimated Amount	2026 Amended Budget	2027 Submitted Budget	Difference
	REVENUE TOTALS	$135.22	$143.55	$66.10	$0.00	$120.00	$122.00	$2.00
	EXPENSE TOTALS	$0.00	$0.00	$0.00	$0.00	$120.00	$122.00	$2.00
Fund	**5302 - Shirewood Farm SSA SW39** Totals	$135.22	$143.55	$66.10	$0.00	$0.00	$0.00	$0.00
Fund	**5303 - Ogden Gardens SBA SW40**							
REVENUE								
Department	**690 - Development**							
Sub-Department	**000 - Revenues**							
Property Taxes								
5303.690.000.30000	Property Taxes	.00	17.50	.00	.00	.00	.00	.00
	Property Taxes Totals	$0.00	$17.50	$0.00	$0.00	$0.00	$0.00	$0.00
Interest Revenue								
5303.690.000.38000	Investment Income	392.11	411.03	125.34	.00	226.00	273.00	47.00
	Interest Revenue Totals	$392.11	$411.03	$125.34	$0.00	$226.00	$273.00	$47.00
Sub-Department	**000 - Revenues** Totals	$392.11	$428.53	$125.34	$0.00	$226.00	$273.00	$47.00
Department	**690 - Development** Totals	$392.11	$428.53	$125.34	$0.00	$226.00	$273.00	$47.00
	REVENUE TOTALS	$392.11	$428.53	$125.34	$0.00	$226.00	$273.00	$47.00
EXPENSE								
Department	**690 - Development**							
Sub-Department	**7403 - Ogden Gardens SBA SW40**							
Contingency and Other								
5303.690.7403.89000	Addition to Fund Balance	.00	.00	.00	.00	226.00	273.00	47.00
	Contingency and Other Totals	$0.00	$0.00	$0.00	$0.00	$226.00	$273.00	$47.00
Sub-Department	**7403 - Ogden Gardens SBA SW40** Totals	$0.00	$0.00	$0.00	$0.00	$226.00	$273.00	$47.00
Department	**690 - Development** Totals	$0.00	$0.00	$0.00	$0.00	$226.00	$273.00	$47.00
	EXPENSE TOTALS	$0.00	$0.00	$0.00	$0.00	$226.00	$273.00	$47.00
Fund	**5303 - Ogden Gardens SBA SW40** Totals							
	REVENUE TOTALS	$392.11	$428.53	$125.34	$0.00	$226.00	$273.00	$47.00
	EXPENSE TOTALS	$0.00	$0.00	$0.00	$0.00	$226.00	$273.00	$47.00
Fund	**5303 - Ogden Gardens SBA SW40** Totals	$392.11	$428.53	$125.34	$0.00	$0.00	$0.00	$0.00

2027 SUMMARY DRAFT SRF Submitted Level Department & Account

Budget Year 2027

G/L Account	Account Description	2024 Actual Amount	2025 Actual Amount	2026 Actual Amount	2026 Estimated Amount	2026 Amended Budget	2027 Submitted Budget	Difference
Fund **5304 - Wildwood West SBA SW41**								
REVENUE								
Department **690 - Development**								
Sub-Department **000 - Revenues**								
Property Taxes								
5304.690.000.30000	Property Taxes	5,677.38	2,893.88	1,620.00	.00	3,000.00	3,000.00	.00
	Property Taxes Totals	$5,677.38	$2,893.88	$1,620.00	$0.00	$3,000.00	$3,000.00	$0.00
Interest Revenue								
5304.690.000.38000	Investment Income	1,035.54	1,381.84	443.07	.00	579.00	701.00	122.00
	Interest Revenue Totals	$1,035.54	$1,381.84	$443.07	$0.00	$579.00	$701.00	$122.00
	Sub-Department **000 - Revenues** Totals	$6,712.92	$4,275.72	$2,063.07	$0.00	$3,579.00	$3,701.00	$122.00
	Department **690 - Development** Totals	$6,712.92	$4,275.72	$2,063.07	$0.00	$3,579.00	$3,701.00	$122.00
	REVENUE TOTALS	$6,712.92	$4,275.72	$2,063.07	$0.00	$3,579.00	$3,701.00	$122.00
EXPENSE								
Department **690 - Development**								
Sub-Department **7404 - Wildwood West SBA SW41**								
Contingency and Other								
5304.690.7404.89000	Addition to Fund Balance	.00	.00	.00	.00	3,579.00	3,701.00	122.00
	Contingency and Other Totals	$0.00	$0.00	$0.00	$0.00	$3,579.00	$3,701.00	$122.00
Transfers Out								
5304.690.7404.99405	Transfer to Cost Share Drainage Fund 405	665.00	.00	.00	.00	.00	.00	.00
	Transfers Out Totals	$665.00	$0.00	$0.00	$0.00	$0.00	$0.00	$0.00
	Sub-Department **7404 - Wildwood West SBA SW41** Totals	$665.00	$0.00	$0.00	$0.00	$3,579.00	$3,701.00	$122.00
	Department **690 - Development** Totals	$665.00	$0.00	$0.00	$0.00	$3,579.00	$3,701.00	$122.00
	EXPENSE TOTALS	$665.00	$0.00	$0.00	$0.00	$3,579.00	$3,701.00	$122.00
Fund **5304 - Wildwood West SBA SW41** Totals								
	REVENUE TOTALS	$6,712.92	$4,275.72	$2,063.07	$0.00	$3,579.00	$3,701.00	$122.00
	EXPENSE TOTALS	$665.00	$0.00	$0.00	$0.00	$3,579.00	$3,701.00	$122.00
Fund **5304 - Wildwood West SBA SW41** Totals		$6,047.92	$4,275.72	$2,063.07	$0.00	$0.00	$0.00	$0.00

2027 SUMMARY DRAFT SRF Submitted Level Department & Account

Budget Year 2027

G/L Account	Account Description	2024 Actual Amount	2025 Actual Amount	2026 Actual Amount	2026 Estimated Amount	2026 Amended Budget	2027 Submitted Budget	Difference
Fund	**5306 - Cheval DeSelle Venetian SBA SW43**							
REVENUE								
Department	**690 - Development**							
Sub-Department	**000 - Revenues**							
Interest Revenue								
5306.690.000.38000	Investment Income	262.95	269.61	82.08	.00	81.00	98.00	17.00
	Interest Revenue Totals	$262.95	$269.61	$82.08	$0.00	$81.00	$98.00	$17.00
	Sub-Department **000 - Revenues** Totals	$262.95	$269.61	$82.08	$0.00	$81.00	$98.00	$17.00
	Department **690 - Development** Totals	$262.95	$269.61	$82.08	$0.00	$81.00	$98.00	$17.00
	REVENUE TOTALS	$262.95	$269.61	$82.08	$0.00	$81.00	$98.00	$17.00
EXPENSE								
Department	**690 - Development**							
Sub-Department	**7406 - Cheval DeSelle Venetian SBA SW43**							
Contingency and Other								
5306.690.7406.89000	Addition to Fund Balance	.00	.00	.00	.00	81.00	98.00	17.00
	Contingency and Other Totals	$0.00	$0.00	$0.00	$0.00	$81.00	$98.00	$17.00
	Sub-Department **7406 - Cheval DeSelle Venetian SBA SW43** Totals	$0.00	$0.00	$0.00	$0.00	$81.00	$98.00	$17.00
	Department **690 - Development** Totals	$0.00	$0.00	$0.00	$0.00	$81.00	$98.00	$17.00
	EXPENSE TOTALS	$0.00	$0.00	$0.00	$0.00	$81.00	$98.00	$17.00
Fund	**5306 - Cheval DeSelle Venetian SBA SW43** Totals							
	REVENUE TOTALS	$262.95	$269.61	$82.08	$0.00	$81.00	$98.00	$17.00
	EXPENSE TOTALS	$0.00	$0.00	$0.00	$0.00	$81.00	$98.00	$17.00
Fund	**5306 - Cheval DeSelle Venetian SBA SW43** Totals	$262.95	$269.61	$82.08	$0.00	$0.00	$0.00	$0.00
Fund	**5308 - Plank Road Estates SBA SW45**							
REVENUE								
Department	**690 - Development**							
Sub-Department	**000 - Revenues**							
Property Taxes								
5308.690.000.30000	Property Taxes	1,578.44	912.66	822.50	.00	1,575.00	1,575.00	.00
	Property Taxes Totals	$1,578.44	$912.66	$822.50	$0.00	$1,575.00	$1,575.00	$0.00
Interest Revenue								
5308.690.000.38000	Investment Income	180.15	285.26	92.85	.00	59.00	71.00	12.00
	Interest Revenue Totals	$180.15	$285.26	$92.85	$0.00	$59.00	$71.00	$12.00
	Sub-Department **000 - Revenues** Totals	$1,758.59	$1,197.92	$915.35	$0.00	$1,634.00	$1,646.00	$12.00
	Department **690 - Development** Totals	$1,758.59	$1,197.92	$915.35	$0.00	$1,634.00	$1,646.00	$12.00
	REVENUE TOTALS	$1,758.59	$1,197.92	$915.35	$0.00	$1,634.00	$1,646.00	$12.00

2027 SUMMARY DRAFT SRF Submitted Level Department & Account

Budget Year 2027

G/L Account	Account Description	2024 Actual Amount	2025 Actual Amount	2026 Actual Amount	2026 Estimated Amount	2026 Amended Budget	2027 Submitted Budget	Difference
Fund	**5308 - Plank Road Estates SBA SW45**							
EXPENSE								
Department	**690 - Development**							
Sub-Department	**7408 - Plank Road Estates SBA SW45**							
Contractual Services								
5308.690.7408.52290	Repairs and Maint- Stormwater	.00	.00	.00	.00	1,575.00	1,575.00	.00
	Contractual Services Totals	$0.00	$0.00	$0.00	$0.00	$1,575.00	$1,575.00	$0.00
Contingency and Other								
5308.690.7408.89000	Addition to Fund Balance	.00	.00	.00	.00	59.00	71.00	12.00
	Contingency and Other Totals	$0.00	$0.00	$0.00	$0.00	$59.00	$71.00	$12.00
Sub-Department	**7408 - Plank Road Estates SBA SW45** Totals	$0.00	$0.00	$0.00	$0.00	$1,634.00	$1,646.00	$12.00
Department	**690 - Development** Totals	$0.00	$0.00	$0.00	$0.00	$1,634.00	$1,646.00	$12.00
	EXPENSE TOTALS	$0.00	$0.00	$0.00	$0.00	$1,634.00	$1,646.00	$12.00
Fund	**5308 - Plank Road Estates SBA SW45** Totals							
	REVENUE TOTALS	$1,758.59	$1,197.92	$915.35	$0.00	$1,634.00	$1,646.00	$12.00
	EXPENSE TOTALS	$0.00	$0.00	$0.00	$0.00	$1,634.00	$1,646.00	$12.00
Fund	**5308 - Plank Road Estates SBA SW45** Totals	$1,758.59	$1,197.92	$915.35	$0.00	$0.00	$0.00	$0.00
Fund	**5310 - Exposition View SBA SW47**							
REVENUE								
Department	**690 - Development**							
Sub-Department	**000 - Revenues**							
Property Taxes								
5310.690.000.30000	Property Taxes	504.41	497.43	278.03	.00	500.00	500.00	.00
	Property Taxes Totals	$504.41	$497.43	$278.03	$0.00	$500.00	$500.00	$0.00
Interest Revenue								
5310.690.000.38000	Investment Income	85.94	123.21	41.40	.00	28.00	34.00	6.00
	Interest Revenue Totals	$85.94	$123.21	$41.40	$0.00	$28.00	$34.00	$6.00
Sub-Department	**000 - Revenues** Totals	$590.35	$620.64	$319.43	$0.00	$528.00	$534.00	$6.00
Department	**690 - Development** Totals	$590.35	$620.64	$319.43	$0.00	$528.00	$534.00	$6.00
	REVENUE TOTALS	$590.35	$620.64	$319.43	$0.00	$528.00	$534.00	$6.00

2027 SUMMARY DRAFT SRF Submitted Level Department & Account

Budget Year 2027

G/L Account	Account Description	2024 Actual Amount	2025 Actual Amount	2026 Actual Amount	2026 Estimated Amount	2026 Amended Budget	2027 Submitted Budget	Difference
Fund **5310 - Exposition View SBA SW47**								
EXPENSE								
Department **690 - Development**								
Sub-Department **7410 - Exposition View SBA SW47**								
Contractual Services								
5310.690.7410.52290	Repairs and Maint- Stormwater	.00	.00	.00	.00	500.00	500.00	.00
	Contractual Services Totals	$0.00	$0.00	$0.00	$0.00	$500.00	$500.00	$0.00
Contingency and Other								
5310.690.7410.89000	Addition to Fund Balance	.00	.00	.00	.00	28.00	34.00	6.00
	Contingency and Other Totals	$0.00	$0.00	$0.00	$0.00	$28.00	$34.00	$6.00
Sub-Department **7410 - Exposition View SBA SW47** Totals		$0.00	$0.00	$0.00	$0.00	$528.00	$534.00	$6.00
Department **690 - Development** Totals		$0.00	$0.00	$0.00	$0.00	$528.00	$534.00	$6.00
EXPENSE TOTALS		$0.00	$0.00	$0.00	$0.00	$528.00	$534.00	$6.00
Fund **5310 - Exposition View SBA SW47** Totals								
REVENUE TOTALS		$590.35	$620.64	$319.43	$0.00	$528.00	$534.00	$6.00
EXPENSE TOTALS		$0.00	$0.00	$0.00	$0.00	$528.00	$534.00	$6.00
Fund **5310 - Exposition View SBA SW47** Totals		$590.35	$620.64	$319.43	$0.00	$0.00	$0.00	$0.00
Fund **5311 - Pasadena Drive SBA SW48**								
REVENUE								
Department **690 - Development**								
Sub-Department **000 - Revenues**								
Property Taxes								
5311.690.000.30000	Property Taxes	1,300.00	1,302.20	700.00	.00	.00	.00	.00
	Property Taxes Totals	$1,300.00	$1,302.20	$700.00	$0.00	$0.00	$0.00	$0.00
Interest Revenue								
5311.690.000.38000	Investment Income	66.33	223.51	127.62	.00	117.00	142.00	25.00
	Interest Revenue Totals	$66.33	$223.51	$127.62	$0.00	$117.00	$142.00	$25.00
Transfers In								
5311.690.000.39622	Transfer from Recovery Zone Bond Fund 622	.00	5,144.00	.00	.00	.00	.00	.00
	Transfers In Totals	$0.00	$5,144.00	$0.00	$0.00	$0.00	$0.00	$0.00
Sub-Department **000 - Revenues** Totals		$1,366.33	$6,669.71	$827.62	$0.00	$117.00	$142.00	$25.00
Department **690 - Development** Totals		$1,366.33	$6,669.71	$827.62	$0.00	$117.00	$142.00	$25.00
REVENUE TOTALS		$1,366.33	$6,669.71	$827.62	$0.00	$117.00	$142.00	$25.00

2027 SUMMARY DRAFT SRF Submitted Level Department & Account

Budget Year 2027

G/L Account	Account Description	2024 Actual Amount	2025 Actual Amount	2026 Actual Amount	2026 Estimated Amount	2026 Amended Budget	2027 Submitted Budget	Difference
Fund **5311 - Pasadena Drive SBA SW48**								
EXPENSE								
Department **690 - Development**								
Sub-Department **7411 - Pasadena Drive SBA SW48**								
Contingency and Other								
5311.690.7411.89000	Addition to Fund Balance	.00	.00	.00	.00	117.00	142.00	25.00
	Contingency and Other Totals	$0.00	$0.00	$0.00	$0.00	$117.00	$142.00	$25.00
Transfers Out								
5311.690.7411.99622	Transfer to Recovery Zone Bond Debt Service Fund 622	2,572.00	.00	.00	.00	.00	.00	.00
	Transfers Out Totals	$2,572.00	$0.00	$0.00	$0.00	$0.00	$0.00	$0.00
Sub-Department **7411 - Pasadena Drive SBA SW48** Totals		$2,572.00	$0.00	$0.00	$0.00	$117.00	$142.00	$25.00
Department **690 - Development** Totals		$2,572.00	$0.00	$0.00	$0.00	$117.00	$142.00	$25.00
EXPENSE TOTALS		$2,572.00	$0.00	$0.00	$0.00	$117.00	$142.00	$25.00
Fund **5311 - Pasadena Drive SBA SW48** Totals								
REVENUE TOTALS		$1,366.33	$6,669.71	$827.62	$0.00	$117.00	$142.00	$25.00
EXPENSE TOTALS		$2,572.00	$0.00	$0.00	$0.00	$117.00	$142.00	$25.00
Fund **5311 - Pasadena Drive SBA SW48** Totals		($1,205.67)	$6,669.71	$827.62	$0.00	$0.00	$0.00	$0.00
Fund **5312 - Tamara Dittman SBA SW 50**								
REVENUE								
Department **690 - Development**								
Sub-Department **000 - Revenues**								
Property Taxes								
5312.690.000.30000	Property Taxes	1,214.40	550.00	275.00	.00	550.00	550.00	.00
	Property Taxes Totals	$1,214.40	$550.00	$275.00	$0.00	$550.00	$550.00	$0.00
Interest Revenue								
5312.690.000.38000	Investment Income	(18.82)	.00	10.55	.00	20.00	24.00	4.00
	Interest Revenue Totals	($18.82)	$0.00	$10.55	$0.00	$20.00	$24.00	$4.00

2027 SUMMARY DRAFT SRF Submitted Level Department & Account

Budget Year 2027

G/L Account	Account Description	2024 Actual Amount	2025 Actual Amount	2026 Actual Amount	2026 Estimated Amount	2026 Amended Budget	2027 Submitted Budget	Difference
Fund **5312 - Tamara Dittman SBA SW 50**								
REVENUE								
Department **690 - Development**								
Sub-Department **000 - Revenues**								
Transfers In								
5312.690.000.39405	Transfer from Cost Share Drainage Fund 405	.00	.00	550.00	.00	550.00	.00	(550.00)
	Transfers In Totals	$0.00	$0.00	$550.00	$0.00	$550.00	$0.00	($550.00)
	Sub-Department **000 - Revenues** Totals	$1,195.58	$550.00	$835.55	$0.00	$1,120.00	$574.00	($546.00)
	Department **690 - Development** Totals	$1,195.58	$550.00	$835.55	$0.00	$1,120.00	$574.00	($546.00)
	REVENUE TOTALS	$1,195.58	$550.00	$835.55	$0.00	$1,120.00	$574.00	($546.00)
EXPENSE								
Department **690 - Development**								
Sub-Department **7412 - Tamara Dittman SBA SW 50**								
Contingency and Other								
5312.690.7412.89000	Addition to Fund Balance	.00	.00	.00	.00	1,120.00	574.00	(546.00)
	Contingency and Other Totals	$0.00	$0.00	$0.00	$0.00	$1,120.00	$574.00	($546.00)
Transfers Out								
5312.690.7412.99405	Transfer to Cost Share Drainage Fund 405	1,215.00	550.00	.00	.00	.00	.00	.00
	Transfers Out Totals	$1,215.00	$550.00	$0.00	$0.00	$0.00	$0.00	$0.00
	Sub-Department **7412 - Tamara Dittman SBA SW 50** Totals	$1,215.00	$550.00	$0.00	$0.00	$1,120.00	$574.00	($546.00)
	Department **690 - Development** Totals	$1,215.00	$550.00	$0.00	$0.00	$1,120.00	$574.00	($546.00)
	EXPENSE TOTALS	$1,215.00	$550.00	$0.00	$0.00	$1,120.00	$574.00	($546.00)
Fund **5312 - Tamara Dittman SBA SW 50** Totals								
	REVENUE TOTALS	$1,195.58	$550.00	$835.55	$0.00	$1,120.00	$574.00	($546.00)
	EXPENSE TOTALS	$1,215.00	$550.00	$0.00	$0.00	$1,120.00	$574.00	($546.00)
Fund **5312 - Tamara Dittman SBA SW 50** Totals		($19.42)	$0.00	$835.55	$0.00	$0.00	$0.00	$0.00

2027 SUMMARY DRAFT SRF Submitted Level Department & Account

Budget Year 2027

G/L Account	Account Description	2024 Actual Amount	2025 Actual Amount	2026 Actual Amount	2026 Estimated Amount	2026 Amended Budget	2027 Submitted Budget	Difference
Fund **5313 - Church Molitor SSA SA 52**								
REVENUE								
Department **690 - Development**								
Sub-Department **000 - Revenues**								
Property Taxes								
5313.690.000.30000	Property Taxes	3,341.29	500.85	325.00	.00	500.00	500.00	.00
	Property Taxes Totals	$3,341.29	$500.85	$325.00	$0.00	$500.00	$500.00	$0.00
Interest Revenue								
5313.690.000.38000	Investment Income	(17.16)	.62	10.11	.00	20.00	24.00	4.00
	Interest Revenue Totals	($17.16)	$0.62	$10.11	$0.00	$20.00	$24.00	$4.00
Transfers In								
5313.690.000.39405	Transfer from Cost Share Drainage Fund 405	.00	.00	500.00	.00	500.00	.00	(500.00)
	Transfers In Totals	$0.00	$0.00	$500.00	$0.00	$500.00	$0.00	($500.00)
	Sub-Department **000 - Revenues** Totals	$3,324.13	$501.47	$835.11	$0.00	$1,020.00	$524.00	($496.00)
	Department **690 - Development** Totals	$3,324.13	$501.47	$835.11	$0.00	$1,020.00	$524.00	($496.00)
	REVENUE TOTALS	$3,324.13	$501.47	$835.11	$0.00	$1,020.00	$524.00	($496.00)
EXPENSE								
Department **690 - Development**								
Sub-Department **7413 - Church Molitor SSA SW 52**								
Contingency and Other								
5313.690.7413.89000	Addition to Fund Balance	.00	.00	.00	.00	1,020.00	524.00	(496.00)
	Contingency and Other Totals	$0.00	$0.00	$0.00	$0.00	$1,020.00	$524.00	($496.00)
Transfers Out								
5313.690.7413.99405	Transfer to Cost Share Drainage Fund 405	3,334.00	500.00	.00	.00	.00	.00	.00
	Transfers Out Totals	$3,334.00	$500.00	$0.00	$0.00	$0.00	$0.00	$0.00
	Sub-Department **7413 - Church Molitor SSA SW 52** Totals	$3,334.00	$500.00	$0.00	$0.00	$1,020.00	$524.00	($496.00)
	Department **690 - Development** Totals	$3,334.00	$500.00	$0.00	$0.00	$1,020.00	$524.00	($496.00)
	EXPENSE TOTALS	$3,334.00	$500.00	$0.00	$0.00	$1,020.00	$524.00	($496.00)
Fund **5313 - Church Molitor SSA SA 52** Totals								
	REVENUE TOTALS	$3,324.13	$501.47	$835.11	$0.00	$1,020.00	$524.00	($496.00)
	EXPENSE TOTALS	$3,334.00	$500.00	$0.00	$0.00	$1,020.00	$524.00	($496.00)
Fund **5313 - Church Molitor SSA SA 52** Totals		($9.87)	$1.47	$835.11	$0.00	$0.00	$0.00	$0.00

2027 SUMMARY DRAFT SRF Submitted Level Department & Account

Budget Year 2027

G/L Account	Account Description	2024 Actual Amount	2025 Actual Amount	2026 Actual Amount	2026 Estimated Amount	2026 Amended Budget	2027 Submitted Budget	Difference
Fund **5314 - 45W185 Plank Road SSA SW 54**								
REVENUE								
Department **690 - Development**								
Sub-Department **000 - Revenues**								
Property Taxes								
5314.690.000.30000	Property Taxes	2,004.38	5,999.99	.00	.00	4,000.00	4,000.00	.00
	Property Taxes Totals	$2,004.38	$5,999.99	$0.00	$0.00	$4,000.00	$4,000.00	$0.00
Interest Revenue								
5314.690.000.38000	Investment Income	(19.04)	1.65	(.31)	.00	2.00	2.00	.00
	Interest Revenue Totals	($19.04)	$1.65	($0.31)	$0.00	$2.00	$2.00	$0.00
	Sub-Department **000 - Revenues** Totals	$1,985.34	$6,001.64	($0.31)	$0.00	$4,002.00	$4,002.00	$0.00
	Department **690 - Development** Totals	$1,985.34	$6,001.64	($0.31)	$0.00	$4,002.00	$4,002.00	$0.00
	REVENUE TOTALS	$1,985.34	$6,001.64	($0.31)	$0.00	$4,002.00	$4,002.00	$0.00
EXPENSE								
Department **690 - Development**								
Sub-Department **7414 - SW-54 45W185 Plank Road**								
Contingency and Other								
5314.690.7414.89000	Addition to Fund Balance	.00	.00	.00	.00	2.00	2.00	.00
	Contingency and Other Totals	$0.00	$0.00	$0.00	$0.00	$2.00	$2.00	$0.00
Transfers Out								
5314.690.7414.99403	Transfer to Unincorporated Stormwater Mgmt Fund 403	3,928.00	4,000.00	4,000.00	.00	4,000.00	4,000.00	.00
	Transfers Out Totals	$3,928.00	$4,000.00	$4,000.00	$0.00	$4,000.00	$4,000.00	$0.00
	Sub-Department **7414 - SW-54 45W185 Plank Road** Totals	$3,928.00	$4,000.00	$4,000.00	$0.00	$4,002.00	$4,002.00	$0.00
	Department **690 - Development** Totals	$3,928.00	$4,000.00	$4,000.00	$0.00	$4,002.00	$4,002.00	$0.00
	EXPENSE TOTALS	$3,928.00	$4,000.00	$4,000.00	$0.00	$4,002.00	$4,002.00	$0.00
Fund **5314 - 45W185 Plank Road SSA SW 54** Totals								
	REVENUE TOTALS	$1,985.34	$6,001.64	($0.31)	$0.00	$4,002.00	$4,002.00	$0.00
	EXPENSE TOTALS	$3,928.00	$4,000.00	$4,000.00	$0.00	$4,002.00	$4,002.00	$0.00
Fund **5314 - 45W185 Plank Road SSA SW 54** Totals		($1,942.66)	$2,001.64	($4,000.31)	$0.00	$0.00	$0.00	$0.00

2027 SUMMARY DRAFT SRF Submitted Level Department & Account

Budget Year 2027

G/L Account	Account Description	2024 Actual Amount	2025 Actual Amount	2026 Actual Amount	2026 Estimated Amount	2026 Amended Budget	2027 Submitted Budget	Difference
Fund **5315 - Boyer Road Special Service Area**								
REVENUE								
Department **690 - Development**								
Sub-Department **000 - Revenues**								
Property Taxes								
5315.690.000.30000	Property Taxes	700.00	700.00	175.00	700.00	700.00	700.00	.00
	Property Taxes Totals	$700.00	$700.00	$175.00	$700.00	$700.00	$700.00	$0.00
Interest Revenue								
5315.690.000.38000	Investment Income	(12.04)	.00	.00	.00	.00	.00	.00
	Interest Revenue Totals	($12.04)	$0.00	$0.00	$0.00	$0.00	$0.00	$0.00
	Sub-Department **000 - Revenues** Totals	$687.96	$700.00	$175.00	$700.00	$700.00	$700.00	$0.00
	Department **690 - Development** Totals	$687.96	$700.00	$175.00	$700.00	$700.00	$700.00	$0.00
	REVENUE TOTALS	$687.96	$700.00	$175.00	$700.00	$700.00	$700.00	$0.00
EXPENSE								
Department **690 - Development**								
Sub-Department **7415 - Boyer Road Special Service Area**								
Transfers Out								
5315.690.7415.99405	Transfer to Cost Share Drainage Fund 405	700.00	700.00	700.00	700.00	700.00	700.00	.00
	Transfers Out Totals	$700.00	$700.00	$700.00	$700.00	$700.00	$700.00	$0.00
	Sub-Department **7415 - Boyer Road Special Service Area** Totals	$700.00	$700.00	$700.00	$700.00	$700.00	$700.00	$0.00
	Department **690 - Development** Totals	$700.00	$700.00	$700.00	$700.00	$700.00	$700.00	$0.00
	EXPENSE TOTALS	$700.00	$700.00	$700.00	$700.00	$700.00	$700.00	$0.00
Fund **5315 - Boyer Road Special Service Area** Totals								
	REVENUE TOTALS	$687.96	$700.00	$175.00	$700.00	$700.00	$700.00	$0.00
	EXPENSE TOTALS	$700.00	$700.00	$700.00	$700.00	$700.00	$700.00	$0.00
Fund **5315 - Boyer Road Special Service Area** Totals		($12.04)	$0.00	($525.00)	$0.00	$0.00	$0.00	$0.00

2027 SUMMARY DRAFT SRF Submitted Level Department & Account

Budget Year 2027

G/L Account	Account Description	2024 Actual Amount	2025 Actual Amount	2026 Actual Amount	2026 Estimated Amount	2026 Amended Budget	2027 Submitted Budget	Difference
Fund **540 - Transportation Capital**								
REVENUE								
Department **520 - Transportation**								
Sub-Department **000 - Revenues**								
Interest Revenue								
540.520.000.38000	Investment Income	1,149.69	.84	.00	.00	.00	.00	.00
	Interest Revenue Totals	$1,149.69	$0.84	$0.00	$0.00	$0.00	$0.00	$0.00
	Sub-Department **000 - Revenues** Totals	$1,149.69	$0.84	$0.00	$0.00	$0.00	$0.00	$0.00
	Department **520 - Transportation** Totals	$1,149.69	$0.84	$0.00	$0.00	$0.00	$0.00	$0.00
	REVENUE TOTALS	$1,149.69	$0.84	$0.00	$0.00	$0.00	$0.00	$0.00
EXPENSE								
Department **520 - Transportation**								
Sub-Department **525 - Transportation Capital**								
Transfers Out								
540.520.525.99305	Transfer to Transportation Sales Tax Fund 305	27,530.35	628.58	.00	.00	.00	.00	.00
	Transfers Out Totals	$27,530.35	$628.58	$0.00	$0.00	$0.00	$0.00	$0.00
	Sub-Department **525 - Transportation Capital** Totals	$27,530.35	$628.58	$0.00	$0.00	$0.00	$0.00	$0.00
	Department **520 - Transportation** Totals	$27,530.35	$628.58	$0.00	$0.00	$0.00	$0.00	$0.00
	EXPENSE TOTALS	$27,530.35	$628.58	$0.00	$0.00	$0.00	$0.00	$0.00
	Fund **540 - Transportation Capital** Totals							
	REVENUE TOTALS	$1,149.69	$0.84	$0.00	$0.00	$0.00	$0.00	$0.00
	EXPENSE TOTALS	$27,530.35	$628.58	$0.00	$0.00	$0.00	$0.00	$0.00
	Fund **540 - Transportation Capital** Totals	($26,380.66)	($627.74)	$0.00	$0.00	$0.00	$0.00	$0.00
Fund **558 - North Impact Fees**								
REVENUE								
Department **520 - Transportation**								
Sub-Department **000 - Revenues**								
Charges for Services								
558.520.000.34660	Impact Fees	1,456,920.25	1,571,565.54	550,337.30	1,500,000.00	1,750,000.00	1,750,000.00	.00
	Charges for Services Totals	$1,456,920.25	$1,571,565.54	$550,337.30	$1,500,000.00	$1,750,000.00	$1,750,000.00	$0.00
Reimbursements								
558.520.000.37151	KDOT Service Reimbursement - State	115,000.00	3,643,967.22	.00	.00	.00	.00	.00
	Reimbursements Totals	$115,000.00	$3,643,967.22	$0.00	$0.00	$0.00	$0.00	$0.00
Interest Revenue								
558.520.000.38000	Investment Income	296,575.06	382,303.82	116,909.62	200,000.00	182,184.00	220,428.00	38,244.00
	Interest Revenue Totals	$296,575.06	$382,303.82	$116,909.62	$200,000.00	$182,184.00	$220,428.00	$38,244.00
Other								
558.520.000.39900	Fund Balance Utilization	.00	.00	.00	.00	2,754,546.00	500,322.00	(2,254,224.00)
	Other Totals	$0.00	$0.00	$0.00	$0.00	$2,754,546.00	$500,322.00	($2,254,224.00)

2027 SUMMARY DRAFT SRF Submitted Level Department & Account

Budget Year 2027

G/L Account	Account Description	2024 Actual Amount	2025 Actual Amount	2026 Actual Amount	2026 Estimated Amount	2026 Amended Budget	2027 Submitted Budget	Difference
Fund	**558 - North Impact Fees**							
REVENUE								
Department	**520 - Transportation**							
Sub-Department	**000 - Revenues**							
Transfers In								
558.520.000.39552	Transfer from Greater Elgin Impact Fees Fund 552	64,293.94	.00	.00	.00	.00	.00	.00
558.520.000.39553	Transfer from Northwest Impact Fees Fund 553	18,816.38	.00	.00	.00	.00	.00	.00
558.520.000.39556	Transfer from Upper Fox Impact Fees Fund 556	45,356.45	.00	.00	.00	.00	.00	.00
	Transfers In Totals	$128,466.77	$0.00	$0.00	$0.00	$0.00	$0.00	$0.00
	Sub-Department **000 - Revenues** Totals	$1,996,962.08	$5,597,836.58	$667,246.92	$1,700,000.00	$4,686,730.00	$2,470,750.00	($2,215,980.00)
	Department **520 - Transportation** Totals	$1,996,962.08	$5,597,836.58	$667,246.92	$1,700,000.00	$4,686,730.00	$2,470,750.00	($2,215,980.00)
	REVENUE TOTALS	$1,996,962.08	$5,597,836.58	$667,246.92	$1,700,000.00	$4,686,730.00	$2,470,750.00	($2,215,980.00)
EXPENSE								
Department	**520 - Transportation**							
Sub-Department	**558 - North Impact Fees**							
Contractual Services								
558.520.558.50140	Engineering Services	3,710.00	.00	67,276.37	1,000,000.00	1,500,000.00	1,072,827.00	(427,173.00)
	Contractual Services Totals	$3,710.00	$0.00	$67,276.37	$1,000,000.00	$1,500,000.00	$1,072,827.00	($427,173.00)
Capital								
558.520.558.73000	Road Construction	755,850.91	638,683.29	(62,100.00)	300,000.00	3,099,230.00	1,112,923.00	(1,986,307.00)
558.520.558.74010	Highway Right of Way	186,824.00	200,395.00	.00	.00	.00	202,000.00	202,000.00
	Capital Totals	$942,674.91	$839,078.29	($62,100.00)	$300,000.00	$3,099,230.00	$1,314,923.00	($1,784,307.00)
Transfers Out								
558.520.558.99300	Transfer to County Highway Fund 300	.00	72,846.00	87,500.00	78,578.00	87,500.00	83,000.00	(4,500.00)
558.520.558.99624	Transfer to Longmeadow Debt Service Fund 624	.00	3,643,967.22	.00	.00	.00	.00	.00
	Transfers Out Totals	$0.00	$3,716,813.22	$87,500.00	$78,578.00	$87,500.00	$83,000.00	($4,500.00)
	Sub-Department **558 - North Impact Fees** Totals	$946,384.91	$4,555,891.51	$92,676.37	$1,378,578.00	$4,686,730.00	$2,470,750.00	($2,215,980.00)
	Department **520 - Transportation** Totals	$946,384.91	$4,555,891.51	$92,676.37	$1,378,578.00	$4,686,730.00	$2,470,750.00	($2,215,980.00)
	EXPENSE TOTALS	$946,384.91	$4,555,891.51	$92,676.37	$1,378,578.00	$4,686,730.00	$2,470,750.00	($2,215,980.00)
	Fund **558 - North Impact Fees** Totals							
	REVENUE TOTALS	$1,996,962.08	$5,597,836.58	$667,246.92	$1,700,000.00	$4,686,730.00	$2,470,750.00	($2,215,980.00)
	EXPENSE TOTALS	$946,384.91	$4,555,891.51	$92,676.37	$1,378,578.00	$4,686,730.00	$2,470,750.00	($2,215,980.00)
	Fund **558 - North Impact Fees** Totals	$1,050,577.17	$1,041,945.07	$574,570.55	$321,422.00	$0.00	$0.00	$0.00

2027 SUMMARY DRAFT SRF Submitted Level Department & Account

Budget Year 2027

G/L Account	Account Description	2024 Actual Amount	2025 Actual Amount	2026 Actual Amount	2026 Estimated Amount	2026 Amended Budget	2027 Submitted Budget	Difference
Fund **559 - Central Impact Fees**								
REVENUE								
Department **520 - Transportation**								
Sub-Department **000 - Revenues**								
Charges for Services								
559.520.000.34660	Impact Fees	449,496.68	426,046.08	127,488.35	426,046.00	550,000.00	550,000.00	.00
	Charges for Services Totals	$449,496.68	$426,046.08	$127,488.35	$426,046.00	$550,000.00	$550,000.00	$0.00
Reimbursements								
559.520.000.37151	KDOT Service Reimbursement - State	6,813.50	.00	.00	.00	.00	.00	.00
	Reimbursements Totals	$6,813.50	$0.00	$0.00	$0.00	$0.00	$0.00	$0.00
Interest Revenue								
559.520.000.38000	Investment Income	235,374.41	190,046.05	35,313.38	100,000.00	84,031.00	101,671.00	17,640.00
	Interest Revenue Totals	$235,374.41	$190,046.05	$35,313.38	$100,000.00	$84,031.00	$101,671.00	$17,640.00
Other								
559.520.000.39900	Fund Balance Utilization	.00	.00	.00	.00	1,990,613.00	1,852,002.00	(138,611.00)
	Other Totals	$0.00	$0.00	$0.00	$0.00	$1,990,613.00	$1,852,002.00	($138,611.00)
Transfers In								
559.520.000.39551	Transfer from Campton Hills Impact Fees Fund 551	40,108.24	.00	.00	.00	.00	.00	.00
559.520.000.39555	Transfer from Tri-Cities Impact Fees Fund 555	.61	.00	.00	.00	.00	.00	.00
559.520.000.39557	Transfer from West Central Impact Fees Fund 557	39,216.76	.00	.00	.00	.00	.00	.00
	Transfers In Totals	$79,325.61	$0.00	$0.00	$0.00	$0.00	$0.00	$0.00
	Sub-Department **000 - Revenues** Totals	$771,010.20	$616,092.13	$162,801.73	$526,046.00	$2,624,644.00	$2,503,673.00	($120,971.00)
	Department **520 - Transportation** Totals	$771,010.20	$616,092.13	$162,801.73	$526,046.00	$2,624,644.00	$2,503,673.00	($120,971.00)
	REVENUE TOTALS	$771,010.20	$616,092.13	$162,801.73	$526,046.00	$2,624,644.00	$2,503,673.00	($120,971.00)
EXPENSE								
Department **520 - Transportation**								
Sub-Department **559 - Central Impact Fees**								
Contractual Services								
559.520.559.50140	Engineering Services	.00	476,271.90	157,806.96	450,000.00	907,823.00	1,325,000.00	417,177.00
	Contractual Services Totals	$0.00	$476,271.90	$157,806.96	$450,000.00	$907,823.00	$1,325,000.00	$417,177.00
Capital								
559.520.559.73000	Road Construction	.00	2,310,679.00	497,502.59	500,000.00	1,689,321.00	1,146,673.00	(542,648.00)
559.520.559.74010	Highway Right of Way	.00	.00	.00	.00	.00	2,000.00	2,000.00
	Capital Totals	$0.00	$2,310,679.00	$497,502.59	$500,000.00	$1,689,321.00	$1,148,673.00	($540,648.00)

2027 SUMMARY DRAFT SRF Submitted Level Department & Account

Budget Year 2027

G/L Account	Account Description	2024 Actual Amount	2025 Actual Amount	2026 Actual Amount	2026 Estimated Amount	2026 Amended Budget	2027 Submitted Budget	Difference
Fund **559 - Central Impact Fees**								
EXPENSE								
Department **520 - Transportation**								
Sub-Department **559 - Central Impact Fees**								
Transfers Out								
559.520.559.99300	Transfer to County Highway Fund 300	.00	22,475.00	27,500.00	21,302.00	27,500.00	30,000.00	2,500.00
	Transfers Out Totals	$0.00	$22,475.00	$27,500.00	$21,302.00	$27,500.00	$30,000.00	$2,500.00
Sub-Department **559 - Central Impact Fees** Totals		$0.00	$2,809,425.90	$682,809.55	$971,302.00	$2,624,644.00	$2,503,673.00	($120,971.00)
Department **520 - Transportation** Totals		$0.00	$2,809,425.90	$682,809.55	$971,302.00	$2,624,644.00	$2,503,673.00	($120,971.00)
	EXPENSE TOTALS	$0.00	$2,809,425.90	$682,809.55	$971,302.00	$2,624,644.00	$2,503,673.00	($120,971.00)
Fund **559 - Central Impact Fees** Totals								
	REVENUE TOTALS	$771,010.20	$616,092.13	$162,801.73	$526,046.00	$2,624,644.00	$2,503,673.00	($120,971.00)
	EXPENSE TOTALS	$0.00	$2,809,425.90	$682,809.55	$971,302.00	$2,624,644.00	$2,503,673.00	($120,971.00)
Fund **559 - Central Impact Fees** Totals		$771,010.20	($2,193,333.77)	($520,007.82)	($445,256.00)	$0.00	$0.00	$0.00
Fund **560 - South Impact Fees**								
REVENUE								
Department **520 - Transportation**								
Sub-Department **000 - Revenues**								
Charges for Services								
560.520.000.34660	Impact Fees	567,303.13	1,134,587.03	283,035.11	600,000.00	1,200,000.00	1,200,000.00	.00
	Charges for Services Totals	$567,303.13	$1,134,587.03	$283,035.11	$600,000.00	$1,200,000.00	$1,200,000.00	$0.00
Reimbursements								
560.520.000.37151	KDOT Service Reimbursement - State	715,220.00	.00	.00	.00	.00	.00	.00
	Reimbursements Totals	$715,220.00	$0.00	$0.00	$0.00	$0.00	$0.00	$0.00
Interest Revenue								
560.520.000.38000	Investment Income	421,661.66	478,055.54	147,536.36	150,000.00	132,049.00	159,769.00	27,720.00
	Interest Revenue Totals	$421,661.66	$478,055.54	$147,536.36	$150,000.00	$132,049.00	$159,769.00	$27,720.00
Other								
560.520.000.39900	Fund Balance Utilization	.00	.00	.00	.00	2,952,188.00	6,630,181.00	3,677,993.00
	Other Totals	$0.00	$0.00	$0.00	$0.00	$2,952,188.00	$6,630,181.00	$3,677,993.00

2027 SUMMARY DRAFT SRF Submitted Level Department & Account

Budget Year 2027

G/L Account	Account Description	2024 Actual Amount	2025 Actual Amount	2026 Actual Amount	2026 Estimated Amount	2026 Amended Budget	2027 Submitted Budget	Difference
Fund	**560 - South Impact Fees**							
REVENUE								
Department	**520 - Transportation**							
Sub-Department	**000 - Revenues**							
Transfers In								
560.520.000.39550	Transfer from Aurora Area Impact Fees Fund 550	729,895.27	.00	.00	.00	.00	.00	.00
560.520.000.39554	Transfer from Southwest Impact Fees Fund 554	1.29	.00	.00	.00	.00	.00	.00
	Transfers In Totals	$729,896.56	$0.00	$0.00	$0.00	$0.00	$0.00	$0.00
	Sub-Department **000 - Revenues** Totals	$2,434,081.35	$1,612,642.57	$430,571.47	$750,000.00	$4,284,237.00	$7,989,950.00	$3,705,713.00
	Department **520 - Transportation** Totals	$2,434,081.35	$1,612,642.57	$430,571.47	$750,000.00	$4,284,237.00	$7,989,950.00	$3,705,713.00
	REVENUE TOTALS	$2,434,081.35	$1,612,642.57	$430,571.47	$750,000.00	$4,284,237.00	$7,989,950.00	$3,705,713.00
EXPENSE								
Department	**520 - Transportation**							
Sub-Department	**560 - South Impact Fees**							
Contractual Services								
560.520.560.50140	Engineering Services	97,709.61	80,937.38	.00	74,247.00	238,957.00	870,700.00	631,743.00
	Contractual Services Totals	$97,709.61	$80,937.38	$0.00	$74,247.00	$238,957.00	$870,700.00	$631,743.00
Capital								
560.520.560.73000	Road Construction	.00	604,512.63	.00	.00	3,810,280.00	6,875,000.00	3,064,720.00
560.520.560.74010	Highway Right of Way	1,565.00	278.00	1,715.00	100,000.00	175,000.00	177,000.00	2,000.00
	Capital Totals	$1,565.00	$604,790.63	$1,715.00	$100,000.00	$3,985,280.00	$7,052,000.00	$3,066,720.00
Transfers Out								
560.520.560.99300	Transfer to County Highway Fund 300	.00	28,365.00	60,000.00	56,729.00	60,000.00	67,250.00	7,250.00
	Transfers Out Totals	$0.00	$28,365.00	$60,000.00	$56,729.00	$60,000.00	$67,250.00	$7,250.00
	Sub-Department **560 - South Impact Fees** Totals	$99,274.61	$714,093.01	$61,715.00	$230,976.00	$4,284,237.00	$7,989,950.00	$3,705,713.00
	Department **520 - Transportation** Totals	$99,274.61	$714,093.01	$61,715.00	$230,976.00	$4,284,237.00	$7,989,950.00	$3,705,713.00
	EXPENSE TOTALS	$99,274.61	$714,093.01	$61,715.00	$230,976.00	$4,284,237.00	$7,989,950.00	$3,705,713.00
	Fund **560 - South Impact Fees** Totals							
	REVENUE TOTALS	$2,434,081.35	$1,612,642.57	$430,571.47	$750,000.00	$4,284,237.00	$7,989,950.00	$3,705,713.00
	EXPENSE TOTALS	$99,274.61	$714,093.01	$61,715.00	$230,976.00	$4,284,237.00	$7,989,950.00	$3,705,713.00
	Fund **560 - South Impact Fees** Totals	$2,334,806.74	$898,549.56	$368,856.47	$519,024.00	$0.00	$0.00	$0.00

2027 SUMMARY DRAFT SRF Submitted Level Department & Account

Budget Year 2027

G/L Account	Account Description	2024 Actual Amount	2025 Actual Amount	2026 Actual Amount	2026 Estimated Amount	2026 Amended Budget	2027 Submitted Budget	Difference
Fund **601 - Public Building Commission**								
REVENUE								
Department **760 - Debt Service**								
Sub-Department **000 - Revenues**								
Interest Revenue								
601.760.000.38000	Investment Income	65,275.81	17.98	140.30	.00	1,000.00	1,210.00	210.00
	Interest Revenue Totals	$65,275.81	$17.98	$140.30	$0.00	$1,000.00	$1,210.00	$210.00
	Sub-Department **000 - Revenues** Totals	$65,275.81	$17.98	$140.30	$0.00	$1,000.00	$1,210.00	$210.00
	Department **760 - Debt Service** Totals	$65,275.81	$17.98	$140.30	$0.00	$1,000.00	$1,210.00	$210.00
	REVENUE TOTALS	$65,275.81	$17.98	$140.30	$0.00	$1,000.00	$1,210.00	$210.00
EXPENSE								
Department **760 - Debt Service**								
Sub-Department **764 - Public Building Commission**								
Contingency and Other								
601.760.764.89000	Addition to Fund Balance	.00	.00	.00	.00	1,000.00	1,210.00	210.00
	Contingency and Other Totals	$0.00	$0.00	$0.00	$0.00	$1,000.00	$1,210.00	$210.00
Transfers Out								
601.760.764.99610	Transfer to Capital Improvement Debt Service Fund 610	.00	1,210,000.00	.00	.00	.00	.00	.00
	Transfers Out Totals	$0.00	$1,210,000.00	$0.00	$0.00	$0.00	$0.00	$0.00
	Sub-Department **764 - Public Building Commission** Totals	$0.00	$1,210,000.00	$0.00	$0.00	$1,000.00	$1,210.00	$210.00
	Department **760 - Debt Service** Totals	$0.00	$1,210,000.00	$0.00	$0.00	$1,000.00	$1,210.00	$210.00
	EXPENSE TOTALS	$0.00	$1,210,000.00	$0.00	$0.00	$1,000.00	$1,210.00	$210.00
	Fund **601 - Public Building Commission** Totals							
	REVENUE TOTALS	$65,275.81	$17.98	$140.30	$0.00	$1,000.00	$1,210.00	$210.00
	EXPENSE TOTALS	$0.00	$1,210,000.00	$0.00	$0.00	$1,000.00	$1,210.00	$210.00
	Fund **601 - Public Building Commission** Totals	$65,275.81	($1,209,982.02)	$140.30	$0.00	$0.00	$0.00	$0.00
Fund **610 - Capital Improvement Debt Service**								
REVENUE								
Department **760 - Debt Service**								
Sub-Department **000 - Revenues**								
Interest Revenue								
610.760.000.38000	Investment Income	4.49	106,919.72	53,372.34	.00	2,500.00	3,025.00	525.00
	Interest Revenue Totals	$4.49	$106,919.72	$53,372.34	$0.00	$2,500.00	$3,025.00	$525.00

2027 SUMMARY DRAFT SRF Submitted Level Department & Account

Budget Year 2027

G/L Account	Account Description	2024 Actual Amount	2025 Actual Amount	2026 Actual Amount	2026 Estimated Amount	2026 Amended Budget	2027 Submitted Budget	Difference
Fund **610 - Capital Improvement Debt Service**								
REVENUE								
Department **760 - Debt Service**								
Sub-Department **000 - Revenues**								
Other								
610.760.000.39900	Fund Balance Utilization	.00	.00	.00	.00	124,508.00	.00	(124,508.00)
	Other Totals	$0.00	$0.00	$0.00	$0.00	$124,508.00	$0.00	($124,508.00)
Transfers In								
610.760.000.39001	Transfer from General Fund 001	.00	1,987,202.00	3,177,633.00	.00	3,177,633.00	3,175,393.00	(2,240.00)
610.760.000.39601	Transfer From Public Building Commission Fund 601	.00	1,210,000.00	.00	.00	.00	.00	.00
	Transfers In Totals	$0.00	$3,197,202.00	$3,177,633.00	$0.00	$3,177,633.00	$3,175,393.00	($2,240.00)
	Sub-Department **000 - Revenues** Totals	$4.49	$3,304,121.72	$3,231,005.34	$0.00	$3,304,641.00	$3,178,418.00	($126,223.00)
	Department **760 - Debt Service** Totals	$4.49	$3,304,121.72	$3,231,005.34	$0.00	$3,304,641.00	$3,178,418.00	($126,223.00)
	REVENUE TOTALS	$4.49	$3,304,121.72	$3,231,005.34	$0.00	$3,304,641.00	$3,178,418.00	($126,223.00)
EXPENSE								
Department **760 - Debt Service**								
Sub-Department **762 - Capital Improv Bond Debt Service**								
Debt Service								
610.760.762.80000	Bond Principal	.00	.00	2,995,000.00	.00	2,995,000.00	3,045,000.00	50,000.00
610.760.762.80020	Interest- Bonds	202,202.00	202,202.00	179,140.50	.00	179,141.00	132,633.00	(46,508.00)
610.760.762.80500	Debt Service Requirement	.00	.00	.00	.00	130,500.00	.00	(130,500.00)
	Debt Service Totals	$202,202.00	$202,202.00	$3,174,140.50	$0.00	$3,304,641.00	$3,177,633.00	($127,008.00)
Contingency and Other								
610.760.762.89000	Addition to Fund Balance	.00	.00	.00	.00	.00	785.00	785.00
	Contingency and Other Totals	$0.00	$0.00	$0.00	$0.00	$0.00	$785.00	$785.00
	Sub-Department **762 - Capital Improv Bond Debt Service** Totals	$202,202.00	$202,202.00	$3,174,140.50	$0.00	$3,304,641.00	$3,178,418.00	($126,223.00)
	Department **760 - Debt Service** Totals	$202,202.00	$202,202.00	$3,174,140.50	$0.00	$3,304,641.00	$3,178,418.00	($126,223.00)
	EXPENSE TOTALS	$202,202.00	$202,202.00	$3,174,140.50	$0.00	$3,304,641.00	$3,178,418.00	($126,223.00)
Fund **610 - Capital Improvement Debt Service** Totals								
	REVENUE TOTALS	$4.49	$3,304,121.72	$3,231,005.34	$0.00	$3,304,641.00	$3,178,418.00	($126,223.00)
	EXPENSE TOTALS	$202,202.00	$202,202.00	$3,174,140.50	$0.00	$3,304,641.00	$3,178,418.00	($126,223.00)
Fund **610 - Capital Improvement Debt Service** Totals		($202,197.51)	$3,101,919.72	$56,864.84	$0.00	$0.00	$0.00	$0.00

2027 SUMMARY DRAFT SRF Submitted Level Department & Account

Budget Year 2027

G/L Account	Account Description	2024 Actual Amount	2025 Actual Amount	2026 Actual Amount	2026 Estimated Amount	2026 Amended Budget	2027 Submitted Budget	Difference
Fund **622 - Recovery Zone Bond Debt Service**								
REVENUE								
Department **760 - Debt Service**								
Sub-Department **000 - Revenues**								
Reimbursements								
622.760.000.37540	BAB/RZB Interest Reimbursement	18,416.00	16,391.57	7,844.97	24,404.00	24,404.00	21,141.00	(3,263.00)
622.760.000.37560	Loan Reimbursement	32,572.29	14,199.51	27,258.51	104,855.00	104,855.00	104,854.00	(1.00)
	Reimbursements Totals	$50,988.29	$30,591.08	$35,103.48	$129,259.00	$129,259.00	$125,995.00	($3,264.00)
Interest Revenue								
622.760.000.38000	Investment Income	64,200.04	65,730.30	19,767.06	25,455.00	25,455.00	30,799.00	5,344.00
	Interest Revenue Totals	$64,200.04	$65,730.30	$19,767.06	$25,455.00	$25,455.00	$30,799.00	$5,344.00
Transfers In								
622.760.000.395311	Transfer from Pasadena Drive SBA SW48 Fund 5311	2,572.00	.00	.00	.00	.00	.00	.00
	Transfers In Totals	$2,572.00	$0.00	$0.00	$0.00	$0.00	$0.00	$0.00
	Sub-Department **000 - Revenues** Totals	$117,760.33	$96,321.38	$54,870.54	$154,714.00	$154,714.00	$156,794.00	$2,080.00
	Department **760 - Debt Service** Totals	$117,760.33	$96,321.38	$54,870.54	$154,714.00	$154,714.00	$156,794.00	$2,080.00
	REVENUE TOTALS	$117,760.33	$96,321.38	$54,870.54	$154,714.00	$154,714.00	$156,794.00	$2,080.00
EXPENSE								
Department **760 - Debt Service**								
Sub-Department **766 - Recovery Zone Bond Debt Service**								
Contractual Services								
622.760.766.50510	Debt Administration Cost	550.00	753.23	421.77	550.00	550.00	550.00	.00
	Contractual Services Totals	$550.00	$753.23	$421.77	$550.00	$550.00	$550.00	$0.00
Debt Service								
622.760.766.80000	Bond Principal	80,000.00	80,000.00	85,000.00	85,000.00	85,000.00	90,000.00	5,000.00
622.760.766.80020	Interest- Bonds	43,227.50	38,627.50	33,883.75	33,884.00	33,884.00	28,493.00	(5,391.00)
	Debt Service Totals	$123,227.50	$118,627.50	$118,883.75	$118,884.00	$118,884.00	$118,493.00	($391.00)
Contingency and Other								
622.760.766.89010	Addition to Fund Balance - Encumbered	.00	.00	.00	.00	35,280.00	37,751.00	2,471.00
	Contingency and Other Totals	$0.00	$0.00	$0.00	$0.00	$35,280.00	$37,751.00	$2,471.00
Transfers Out								
622.760.766.995311	Transfer to Pasadena Drive Special Billing Area SW48 Fund 5311	.00	5,144.00	.00	.00	.00	.00	.00
	Transfers Out Totals	$0.00	$5,144.00	$0.00	$0.00	$0.00	$0.00	$0.00
	Sub-Department **766 - Recovery Zone Bond Debt Service** Totals	$123,777.50	$124,524.73	$119,305.52	$119,434.00	$154,714.00	$156,794.00	$2,080.00
	Department **760 - Debt Service** Totals	$123,777.50	$124,524.73	$119,305.52	$119,434.00	$154,714.00	$156,794.00	$2,080.00
	EXPENSE TOTALS	$123,777.50	$124,524.73	$119,305.52	$119,434.00	$154,714.00	$156,794.00	$2,080.00
Fund **622 - Recovery Zone Bond Debt Service** Totals								
	REVENUE TOTALS	$117,760.33	$96,321.38	$54,870.54	$154,714.00	$154,714.00	$156,794.00	$2,080.00

2027 SUMMARY DRAFT SRF Submitted Level Department & Account

Budget Year 2027

G/L Account	Account Description	2024 Actual Amount	2025 Actual Amount	2026 Actual Amount	2026 Estimated Amount	2026 Amended Budget	2027 Submitted Budget	Difference
	EXPENSE TOTALS	$123,777.50	$124,524.73	$119,305.52	$119,434.00	$154,714.00	$156,794.00	$2,080.00
Fund **622 - Recovery Zone Bond Debt Service** Totals		($6,017.17)	($28,203.35)	($64,434.98)	$35,280.00	$0.00	$0.00	$0.00
Fund **650 - Enterprise Surcharge**								
REVENUE								
Department **670 - Environmental Management**								
Sub-Department **000 - Revenues**								
Grants								
650.670.000.33903	Grants - Federal Government	.00	67,136.15	57,975.30	.00	287,652.00	135,979.00	(151,673.00)
	Grants Totals	$0.00	$67,136.15	$57,975.30	$0.00	$287,652.00	$135,979.00	($151,673.00)
Charges for Services								
650.670.000.34690	Hauling Fees	33,600.00	6,950.00	20,775.00	.00	18,000.00	18,000.00	.00
650.670.000.34715	Franchise Fee	.00	.00	.00	.00	10,400.00	10,400.00	.00
650.670.000.35405	Electric Vehicle Charging Station Fee	1,260.90	26,774.60	1,318.61	.00	500.00	500.00	.00
	Charges for Services Totals	$34,860.90	$33,724.60	$22,093.61	$0.00	$28,900.00	$28,900.00	$0.00
Reimbursements								
650.670.000.37270	House Hazard Waste Reimbursement	91,057.97	115,431.70	18,470.00	.00	75,000.00	75,000.00	.00
	Reimbursements Totals	$91,057.97	$115,431.70	$18,470.00	$0.00	$75,000.00	$75,000.00	$0.00
Interest Revenue								
650.670.000.38000	Investment Income	308,101.28	331,946.87	93,538.15	.00	86,457.00	104,606.00	18,149.00
	Interest Revenue Totals	$308,101.28	$331,946.87	$93,538.15	$0.00	$86,457.00	$104,606.00	$18,149.00
Other								
650.670.000.38900	Miscellaneous Other	10,934.12	10,862.72	.00	.00	.00	.00	.00
650.670.000.39900	Fund Balance Utilization	.00	.00	.00	.00	17,129.00	2,037.00	(15,092.00)
	Other Totals	$10,934.12	$10,862.72	$0.00	$0.00	$17,129.00	$2,037.00	($15,092.00)
Transfers In								
650.670.000.39001	Transfer from General Fund 001	285,000.00	.00	.00	.00	.00	.00	.00
650.670.000.39120	Transfer from Grand Victoria Casino Elgin Fund 120	79,825.00	96,800.00	162,400.00	.00	162,400.00	170,000.00	7,600.00
650.670.000.39355	Transfer from American Rescue Plan Fund 355	.00	187,483.64	.00	.00	.00	.00	.00
	Transfers In Totals	$364,825.00	$284,283.64	$162,400.00	$0.00	$162,400.00	$170,000.00	$7,600.00
Sub-Department **000 - Revenues** Totals		$809,779.27	$843,385.68	$354,477.06	$0.00	$657,538.00	$516,522.00	($141,016.00)
Sub-Department **670 - Environmental Management**								
Other								
650.670.670.39900	Fund Balance Utilization	.00	.00	.00	.00	2,495.00	.00	(2,495.00)
	Other Totals	$0.00	$0.00	$0.00	$0.00	$2,495.00	$0.00	($2,495.00)
Sub-Department **670 - Environmental Management** Totals		$0.00	$0.00	$0.00	$0.00	$2,495.00	$0.00	($2,495.00)

2027 SUMMARY DRAFT SRF Submitted Level Department & Account

Budget Year 2027

G/L Account	Account Description	2024 Actual Amount	2025 Actual Amount	2026 Actual Amount	2026 Estimated Amount	2026 Amended Budget	2027 Submitted Budget	Difference
Fund	**650 - Enterprise Surcharge**							
REVENUE								
Department	**670 - Environmental Management**							
Sub-Department	**684 - USDA Compost andFood Waste Grant**							
Other								
650.670.684.39900	Fund Balance Utilization	.00	.00	.00	.00	214.00	.00	(214.00)
	Other Totals	$0.00	$0.00	$0.00	$0.00	$214.00	$0.00	($214.00)
Sub-Department	**684 - USDA Compost andFood Waste Grant** Totals	$0.00	$0.00	$0.00	$0.00	$214.00	$0.00	($214.00)
Department	**670 - Environmental Management** Totals	$809,779.27	$843,385.68	$354,477.06	$0.00	$660,247.00	$516,522.00	($143,725.00)
	REVENUE TOTALS	$809,779.27	$843,385.68	$354,477.06	$0.00	$660,247.00	$516,522.00	($143,725.00)
EXPENSE								
Department	**670 - Environmental Management**							
Sub-Department	**670 - Environmental Management**							
Services								
650.670.670.45007	Healthcare Contribution Budget Increase	.00	.00	.00	.00	.00	3,827.00	3,827.00
650.670.670.45017	Dental Contribution Budget Increase	.00	.00	.00	.00	.00	100.00	100.00
	Services Totals	$0.00	$0.00	$0.00	$0.00	$0.00	$3,927.00	$3,927.00
Personnel Services- Salaries & Wages								
650.670.670.40000	Salaries and Wages	29,294.17	3,128.92	35,134.65	.00	75,017.00	91,269.00	16,252.00
	Personnel Services- Salaries & Wages Totals	$29,294.17	$3,128.92	$35,134.65	$0.00	$75,017.00	$91,269.00	$16,252.00
Personnel Services- Employee Benefits								
650.670.670.45000	Healthcare Contribution	6,369.05	1,889.15	11,160.10	.00	24,002.00	28,411.00	4,409.00
650.670.670.45010	Dental Contribution	231.44	25.96	290.58	.00	603.00	718.00	115.00
650.670.670.45100	FICA/SS Contribution	2,223.15	250.79	2,341.27	.00	5,742.00	6,984.00	1,242.00
650.670.670.45200	IMRF Contribution	1,338.42	176.60	1,997.46	.00	4,907.00	5,020.00	113.00
650.670.670.53010	Workers Compensation	507.00	135.93	1,261.00	.00	1,261.00	1,662.00	401.00
	Personnel Services- Employee Benefits Totals	$10,669.06	$2,478.43	$17,050.41	$0.00	$36,515.00	$42,795.00	$6,280.00
Contractual Services								
650.670.670.50140	Engineering Services	.00	1,583.75	1,452.50	.00	15,000.00	15,000.00	.00
650.670.670.50150	Contractual/Consulting Services	142,725.32	111,452.25	27,691.58	.00	141,500.00	126,500.00	(15,000.00)
650.670.670.50590	Professional Services	28,066.23	20,401.82	15,148.84	.00	22,000.00	22,500.00	500.00
650.670.670.50660	Electric Vehicle Services	1,500.00	.00	.00	.00	1,000.00	1,000.00	.00
650.670.670.52230	Repairs and Maint- Vehicles	2,410.56	1,978.49	.00	.00	1,000.00	1,000.00	.00
650.670.670.53000	Liability Insurance	667.00	290.50	2,717.00	.00	2,717.00	2,717.00	.00
650.670.670.53020	Unemployment Claims	9.00	4.09	44.00	.00	44.00	44.00	.00
650.670.670.53060	General Printing	6,594.90	2,324.00	12,837.00	.00	500.00	4,500.00	4,000.00
650.670.670.53100	Conferences and Meetings	1,422.62	1,874.53	65.00	.00	2,125.00	2,625.00	500.00
650.670.670.53120	Employee Mileage Expense	.00	.00	.00	.00	250.00	250.00	.00
650.670.670.53130	General Association Dues	2,259.15	4,165.00	1,068.92	.00	2,760.00	2,860.00	100.00
	Contractual Services Totals	$185,654.78	$144,074.43	$61,024.84	$0.00	$188,896.00	$178,996.00	($9,900.00)

2027 SUMMARY DRAFT SRF Submitted Level Department & Account

Budget Year 2027

G/L Account	Account Description	2024 Actual Amount	2025 Actual Amount	2026 Actual Amount	2026 Estimated Amount	2026 Amended Budget	2027 Submitted Budget	Difference
Fund	**650 - Enterprise Surcharge**							
EXPENSE								
Department	**670 - Environmental Management**							
Sub-Department	**670 - Environmental Management**							
Commodities								
650.670.670.60000	Office Supplies	396.79	550.40	347.62	.00	600.00	600.00	.00
650.670.670.60010	Operating Supplies	13,845.21	10,866.60	7,009.95	.00	14,175.00	14,275.00	100.00
650.670.670.60040	Postage	.00	.00	.00	.00	500.00	2,500.00	2,000.00
650.670.670.60050	Books and Subscriptions	.00	.00	.00	.00	150.00	150.00	.00
650.670.670.63040	Fuel- Vehicles	43.22	156.81	6.02	.00	500.00	500.00	.00
650.670.670.64000	Telephone	307.92	303.26	.00	.00	2,300.00	2,300.00	.00
	Commodities Totals	$14,593.14	$11,877.07	$7,363.59	$0.00	$18,225.00	$20,325.00	$2,100.00
Contingency and Other								
650.670.670.89000	Addition to Fund Balance	.00	.00	.00	.00	52,239.00	47,740.00	(4,499.00)
	Contingency and Other Totals	$0.00	$0.00	$0.00	$0.00	$52,239.00	$47,740.00	($4,499.00)
Transfers Out								
650.670.670.99001	Transfer to General Fund 001	1,010.00	987.00	987.00	.00	987.00	3,024.00	2,037.00
	Transfers Out Totals	$1,010.00	$987.00	$987.00	$0.00	$987.00	$3,024.00	$2,037.00
Sub-Department	**670 - Environmental Management** Totals	$241,221.15	$162,545.85	$121,560.49	$0.00	$371,879.00	$388,076.00	$16,197.00
Sub-Department	**684 - USDA Compost andFood Waste Grant**							
Personnel Services- Salaries & Wages								
650.670.684.40000	Salaries and Wages	.00	10,262.95	6,960.15	.00	6,456.00	.00	(6,456.00)
	Personnel Services- Salaries & Wages Totals	$0.00	$10,262.95	$6,960.15	$0.00	$6,456.00	$0.00	($6,456.00)
Personnel Services- Employee Benefits								
650.670.684.45000	Healthcare Contribution	.00	3,606.41	2,769.09	.00	2,625.00	.00	(2,625.00)
650.670.684.45010	Dental Contribution	.00	81.73	54.38	.00	51.00	.00	(51.00)
650.670.684.45100	FICA/SS Contribution	.00	709.73	484.05	.00	496.00	.00	(496.00)
650.670.684.45200	IMRF Contribution	.00	502.64	408.09	.00	423.00	.00	(423.00)
650.670.684.53010	Workers Compensation	.00	.00	110.00	.00	110.00	.00	(110.00)
	Personnel Services- Employee Benefits Totals	$0.00	$4,900.51	$3,825.61	$0.00	$3,705.00	$0.00	($3,705.00)
Contractual Services								
650.670.684.50150	Contractual/Consulting Services	.00	.00	57,975.30	.00	220,000.00	80,000.00	(140,000.00)
650.670.684.50590	Professional Services	.00	.00	.00	.00	3,000.00	6,000.00	3,000.00
650.670.684.53000	Liability Insurance	.00	.00	234.00	.00	234.00	234.00	.00
650.670.684.53020	Unemployment Claims	.00	.00	4.00	.00	4.00	4.00	.00
	Contractual Services Totals	$0.00	$0.00	$58,213.30	$0.00	$223,238.00	$86,238.00	($137,000.00)

2027 SUMMARY DRAFT SRF Submitted Level Department & Account

Budget Year 2027

G/L Account	Account Description	2024 Actual Amount	2025 Actual Amount	2026 Actual Amount	2026 Estimated Amount	2026 Amended Budget	2027 Submitted Budget	Difference
Fund	**650 - Enterprise Surcharge**							
EXPENSE								
Department	**670 - Environmental Management**							
Sub-Department	**684 - USDA Compost andFood Waste Grant**							
Commodities								
650.670.684.60010	Operating Supplies	.00	.00	19.37	.00	17,124.00	11,946.00	(5,178.00)
	Commodities Totals	$0.00	$0.00	$19.37	$0.00	$17,124.00	$11,946.00	($5,178.00)
Sub-Department	**684 - USDA Compost andFood Waste Grant** Totals	$0.00	$15,163.46	$69,018.43	$0.00	$250,523.00	$98,184.00	($152,339.00)
Sub-Department	**685 - MMC REO**							
Personnel Services- Salaries & Wages								
650.670.685.40000	Salaries and Wages	.00	.00	.00	.00	6,930.00	.00	(6,930.00)
	Personnel Services- Salaries & Wages Totals	$0.00	$0.00	$0.00	$0.00	$6,930.00	$0.00	($6,930.00)
Personnel Services- Employee Benefits								
650.670.685.45100	FICA/SS Contribution	.00	.00	.00	.00	531.00	.00	(531.00)
650.670.685.53010	Workers Compensation	.00	.00	120.00	.00	120.00	.00	(120.00)
	Personnel Services- Employee Benefits Totals	$0.00	$0.00	$120.00	$0.00	$651.00	$0.00	($651.00)
Contractual Services								
650.670.685.50590	Professional Services	.00	.00	15,484.90	.00	.00	.00	.00
650.670.685.53000	Liability Insurance	.00	.00	259.00	.00	259.00	258.00	(1.00)
650.670.685.53020	Unemployment Claims	.00	.00	5.00	.00	5.00	4.00	(1.00)
650.670.685.53060	General Printing	.00	.00	.00	.00	20,000.00	20,000.00	.00
	Contractual Services Totals	$0.00	$0.00	$15,748.90	$0.00	$20,264.00	$20,262.00	($2.00)
Commodities								
650.670.685.60010	Operating Supplies	.00	.00	1,045.00	.00	5,000.00	5,000.00	.00
650.670.685.60040	Postage	.00	.00	.00	.00	5,000.00	5,000.00	.00
	Commodities Totals	$0.00	$0.00	$1,045.00	$0.00	$10,000.00	$10,000.00	$0.00
Sub-Department	**685 - MMC REO** Totals	$0.00	$0.00	$16,913.90	$0.00	$37,845.00	$30,262.00	($7,583.00)
Department	**670 - Environmental Management** Totals	$241,221.15	$177,709.31	$207,492.82	$0.00	$660,247.00	$516,522.00	($143,725.00)
	EXPENSE TOTALS	$241,221.15	$177,709.31	$207,492.82	$0.00	$660,247.00	$516,522.00	($143,725.00)
Fund	**650 - Enterprise Surcharge** Totals							
	REVENUE TOTALS	$809,779.27	$843,385.68	$354,477.06	$0.00	$660,247.00	$516,522.00	($143,725.00)
	EXPENSE TOTALS	$241,221.15	$177,709.31	$207,492.82	$0.00	$660,247.00	$516,522.00	($143,725.00)
Fund	**650 - Enterprise Surcharge** Totals	$568,558.12	$665,676.37	$146,984.24	$0.00	$0.00	$0.00	$0.00

2027 SUMMARY DRAFT SRF Submitted Level Department & Account

Budget Year 2027

G/L Account	Account Description	2024 Actual Amount	2025 Actual Amount	2026 Actual Amount	2026 Estimated Amount	2026 Amended Budget	2027 Submitted Budget	Difference
Fund	**652 - Health Insurance Fund**							
REVENUE								
Department	**800 - Other- Countywide Expenses**							
Sub-Department	**000 - Revenues**							
Interest Revenue								
652.800.000.38000	Investment Income	576,782.00	693,726.70	185,288.15	197,013.00	197,013.00	238,370.00	41,357.00
	Interest Revenue Totals	$576,782.00	$693,726.70	$185,288.15	$197,013.00	$197,013.00	$238,370.00	$41,357.00
Other								
652.800.000.38910	Healthcare Employer Portion	16,153,512.25	17,336,050.80	10,421,434.94	19,153,444.00	19,153,444.00	18,781,446.00	(371,998.00)
652.800.000.38915	Dental Employer Portion	473,350.74	488,596.62	291,676.76	526,708.00	526,708.00	506,860.00	(19,848.00)
652.800.000.38920	Healthcare Employee Portion	3,385,324.80	3,646,225.56	2,216,231.65	3,922,995.00	3,922,995.00	3,846,802.00	(76,193.00)
652.800.000.38921	Dental Employee Portion	299,828.91	309,611.72	184,583.97	225,000.00	107,880.00	338,209.00	230,329.00
652.800.000.38927	MERP Employer Portion	1,324,815.54	1,328,270.44	696,130.81	1,154,246.00	1,154,246.00	1,282,442.00	128,196.00
652.800.000.38930	Retiree Payments	689,731.66	663,413.18	358,806.75	580,000.00	580,000.00	707,362.00	127,362.00
652.800.000.38935	Retiree Payments - Dental	2,885.80	3,656.49	2,020.28	32,000.00	32,000.00	3,983.00	(28,017.00)
652.800.000.38940	Cobra Payments	20,799.33	71,340.97	35,324.35	50,000.00	.00	69,639.00	69,639.00
652.800.000.38945	Cobra Payments - Dental	1,643.95	3,227.14	1,581.41	3,000.00	.00	3,118.00	3,118.00
652.800.000.39900	Fund Balance Utilization	.00	.00	.00	.00	.00	4,405,892.00	4,405,892.00
	Other Totals	$22,351,892.98	$23,850,392.92	$14,207,790.92	$25,647,393.00	$25,477,273.00	$29,945,753.00	$4,468,480.00
	Sub-Department **000 - Revenues** Totals	$22,928,674.98	$24,544,119.62	$14,393,079.07	$25,844,406.00	$25,674,286.00	$30,184,123.00	$4,509,837.00
	Department **800 - Other- Countywide Expenses** Totals	$22,928,674.98	$24,544,119.62	$14,393,079.07	$25,844,406.00	$25,674,286.00	$30,184,123.00	$4,509,837.00
	REVENUE TOTALS	$22,928,674.98	$24,544,119.62	$14,393,079.07	$25,844,406.00	$25,674,286.00	$30,184,123.00	$4,509,837.00
EXPENSE								
Department	**800 - Other- Countywide Expenses**							
Sub-Department	**814 - Health Insurance General**							
Personnel Services- Employee Benefits								
652.800.814.45010	Dental Contribution	131.93	.00	.00	.00	.00	.00	.00
652.800.814.45100	FICA/SS Contribution	6,464.53	382.74	.00	.00	.00	.00	.00
652.800.814.53385	Financial Wellness	10,000.00	10,000.00	2,500.00	2,500.00	.00	.00	.00
	Personnel Services- Employee Benefits Totals	$16,596.46	$10,382.74	$2,500.00	$2,500.00	$0.00	$0.00	$0.00
Contractual Services								
652.800.814.50150	Contractual/Consulting Services	110,250.00	113,250.00	70,166.68	117,000.00	117,000.00	130,000.00	13,000.00
652.800.814.50340	Software Licensing Cost	.00	.00	.00	6,000.00	6,000.00	6,000.00	.00
652.800.814.50520	Healthcare Admin Services	15,703.00	19,627.50	8,965.00	17,000.00	17,000.00	17,000.00	.00
652.800.814.53005	Healthcare - Stop Loss Insurance	(2,027,628.38)	(611,065.60)	(1,699,784.28)	1,000,000.00	2,186,083.00	2,200,000.00	13,917.00
652.800.814.53031	Self Insured Healthcare Claims	.00	.00	.00	.00	21,903,694.00	.00	(21,903,694.00)
652.800.814.53032	Self Insured Healthcare Claims Administration	.00	.00	.00	.00	(1,177,112.00)	.00	1,177,112.00
652.800.814.53038	Healthcare - Vision Insurance	83,695.78	85,315.68	54,970.82	96,288.00	96,288.00	100,000.00	3,712.00
652.800.814.53039	Affordable Care Act Fee	5,699.40	6,359.17	.00	.00	7,000.00	7,000.00	.00
652.800.814.53300	Healthcare - Health Insurance	.00	6,010.69	.00	.00	.00	.00	.00

2027 SUMMARY DRAFT SRF Submitted Level Department & Account

Budget Year 2027

G/L Account	Account Description	2024 Actual Amount	2025 Actual Amount	2026 Actual Amount	2026 Estimated Amount	2026 Amended Budget	2027 Submitted Budget	Difference
Fund	**652 - Health Insurance Fund**							
EXPENSE								
Department	**800 - Other- Countywide Expenses**							
Sub-Department	**814 - Health Insurance General**							
Contractual Services								
652.800.814.53310	Healthcare - Dental Insurance	742,245.96	826,219.53	511,867.50	899,679.00	899,679.00	985,000.00	85,321.00
652.800.814.53320	Healthcare - Life Insurance	57,704.87	17,760.00	.00	.00	.00	.00	.00
652.800.814.53330	Healthcare - Medical Expense Reimbursement	535,057.10	270,664.90	113,142.37	150,000.00	.00	217,233.00	217,233.00
652.800.814.53340	Healthcare - Medical Premium Reimbursement	83,840.85	7,810.90	.00	.00	.00	.00	.00
652.800.814.53380	Healthcare - Wellness	(375,000.00)	(50,000.00)	.00	.00	.00	.00	.00
652.800.814.53400	Employee Assistance Plan	.00	.00	10,080.00	12,000.00	12,000.00	12,000.00	.00
652.800.814.53405	HSA Employee Accounts	.00	.00	95,313.08	100,000.00	91,500.00	91,500.00	.00
	Contractual Services Totals	($768,431.42)	$691,952.77	($835,278.83)	$2,397,967.00	$24,159,132.00	$3,765,733.00	($20,393,399.00)
Commodities								
652.800.814.60010	Operating Supplies	.00	.00	297.53	1,000.00	1,000.00	1,000.00	.00
	Commodities Totals	$0.00	$0.00	$297.53	$1,000.00	$1,000.00	$1,000.00	$0.00
Contingency and Other								
652.800.814.89000	Addition to Fund Balance	.00	.00	.00	.00	215,164.00	.00	(215,164.00)
	Contingency and Other Totals	$0.00	$0.00	$0.00	$0.00	$215,164.00	$0.00	($215,164.00)
Sub-Department	**814 - Health Insurance General** Totals	($751,834.96)	$702,335.51	($832,481.30)	$2,401,467.00	$24,375,296.00	$3,766,733.00	($20,608,563.00)
Sub-Department	**817 - Health Insurance PPO**							
Contractual Services								
652.800.817.53005	Healthcare - Stop Loss Insurance	893,816.55	1,114,135.57	705,533.16	1,200,000.00	.00	1,400,000.00	1,400,000.00
652.800.817.53031	Self Insured Healthcare Claims	10,233,290.24	9,897,280.60	7,171,989.26	12,295,000.00	.00	13,800,000.00	13,800,000.00
652.800.817.53032	Self Insured Healthcare Claims Administration	289,634.82	326,233.96	184,105.64	315,610.00	.00	355,000.00	355,000.00
652.800.817.53033	Healthcare Facility Access Fee	231,063.29	55,114.97	23,309.51	39,959.00	.00	45,000.00	45,000.00
652.800.817.53037	Healthcare Credits	(586,274.55)	(708,695.49)	(448,151.60)	(768,260.00)	.00	(860,000.00)	(860,000.00)
	Contractual Services Totals	$11,061,530.35	$10,684,069.61	$7,636,785.97	$13,082,309.00	$0.00	$14,740,000.00	$14,740,000.00
Sub-Department	**817 - Health Insurance PPO** Totals	$11,061,530.35	$10,684,069.61	$7,636,785.97	$13,082,309.00	$0.00	$14,740,000.00	$14,740,000.00
Sub-Department	**818 - Health Insurance HMO**							
Contractual Services								
652.800.818.53005	Healthcare - Stop Loss Insurance	604,545.30	327,771.75	327,721.35	5,618,080.00	.00	630,000.00	630,000.00
652.800.818.53031	Self Insured Healthcare Claims	7,279,418.55	8,889,685.71	4,649,126.64	7,969,931.00	.00	9,000,000.00	9,000,000.00
652.800.818.53032	Self Insured Healthcare Claims Administration	368,937.06	400,377.63	199,629.15	342,221.00	.00	385,000.00	385,000.00
652.800.818.53034	Healthcare HMO Managed Care Fee	104,846.51	50,839.09	43,703.66	74,921.00	.00	84,000.00	84,000.00
652.800.818.53035	Healthcare Physician Services Fee	2,612,487.74	2,550,993.86	1,196,339.04	2,050,867.00	.00	2,300,000.00	2,300,000.00

2027 SUMMARY DRAFT SRF Submitted Level Department & Account

Budget Year 2027

G/L Account	Account Description	2024 Actual Amount	2025 Actual Amount	2026 Actual Amount	2026 Estimated Amount	2026 Amended Budget	2027 Submitted Budget	Difference
Fund	**652 - Health Insurance Fund**							
EXPENSE								
Department	**800 - Other- Countywide Expenses**							
Sub-Department	**818 - Health Insurance HMO**							
Contractual Services								
652.800.818.53037	Healthcare Credits	(833,433.17)	(893,898.90)	(494,387.70)	(847,522.00)	.00	(950,000.00)	(950,000.00)
	Contractual Services Totals	$10,136,801.99	$11,325,769.14	$5,922,132.14	$15,208,498.00	$0.00	$11,449,000.00	$11,449,000.00
Sub-Department	**818 - Health Insurance HMO** Totals	$10,136,801.99	$11,325,769.14	$5,922,132.14	$15,208,498.00	$0.00	$11,449,000.00	$11,449,000.00
Sub-Department	**820 - Medicare Eligible Retirees**							
Contractual Services								
652.800.820.53300	Healthcare - Health Insurance	160,638.51	313,256.55	106,104.35	213,390.00	213,390.00	213,390.00	.00
	Contractual Services Totals	$160,638.51	$313,256.55	$106,104.35	$213,390.00	$213,390.00	$213,390.00	$0.00
Sub-Department	**820 - Medicare Eligible Retirees** Totals	$160,638.51	$313,256.55	$106,104.35	$213,390.00	$213,390.00	$213,390.00	$0.00
Sub-Department	**825 - MERP**							
Contractual Services								
652.800.825.53332	MERP Claim Reimbursements	.00	.00	7,625.30	13,072.00	1,055,600.00	15,000.00	(1,040,600.00)
652.800.825.53334	MERP Administration Fees	.00	.00	.00	.00	30,000.00	.00	(30,000.00)
	Contractual Services Totals	$0.00	$0.00	$7,625.30	$13,072.00	$1,085,600.00	$15,000.00	($1,070,600.00)
	Sub-Department **825 - MERP** Totals	$0.00	$0.00	$7,625.30	$13,072.00	$1,085,600.00	$15,000.00	($1,070,600.00)
Department	**800 - Other- Countywide Expenses** Totals	$20,607,135.89	$23,025,430.81	$12,840,166.46	$30,918,736.00	$25,674,286.00	$30,184,123.00	$4,509,837.00
	EXPENSE TOTALS	$20,607,135.89	$23,025,430.81	$12,840,166.46	$30,918,736.00	$25,674,286.00	$30,184,123.00	$4,509,837.00
Fund	**652 - Health Insurance Fund** Totals							
	REVENUE TOTALS	$22,928,674.98	$24,544,119.62	$14,393,079.07	$25,844,406.00	$25,674,286.00	$30,184,123.00	$4,509,837.00
	EXPENSE TOTALS	$20,607,135.89	$23,025,430.81	$12,840,166.46	$30,918,736.00	$25,674,286.00	$30,184,123.00	$4,509,837.00
Fund	**652 - Health Insurance Fund** Totals	$2,321,539.09	$1,518,688.81	$1,552,912.61	($5,074,330.00)	$0.00	$0.00	$0.00

2027 SUMMARY DRAFT SRF Submitted Level Department & Account

Budget Year 2027

G/L Account	Account Description	2024 Actual Amount	2025 Actual Amount	2026 Actual Amount	2026 Estimated Amount	2026 Amended Budget	2027 Submitted Budget	Difference
Fund	**660 - Working Cash**							
REVENUE								
Department	**900 - Contingency**							
Sub-Department	**000 - Revenues**							
Interest Revenue								
660.900.000.38000	Investment Income	196,270.60	205,586.82	62,593.22	150,000.00	79,674.00	96,399.00	16,725.00
	Interest Revenue Totals	$196,270.60	$205,586.82	$62,593.22	$150,000.00	$79,674.00	$96,399.00	$16,725.00
	Sub-Department **000 - Revenues** Totals	$196,270.60	$205,586.82	$62,593.22	$150,000.00	$79,674.00	$96,399.00	$16,725.00
	Department **900 - Contingency** Totals	$196,270.60	$205,586.82	$62,593.22	$150,000.00	$79,674.00	$96,399.00	$16,725.00
	REVENUE TOTALS	$196,270.60	$205,586.82	$62,593.22	$150,000.00	$79,674.00	$96,399.00	$16,725.00
EXPENSE								
Department	**900 - Contingency**							
Sub-Department	**910 - Working Cash**							
Contingency and Other								
660.900.910.89000	Addition to Fund Balance	.00	.00	.00	.00	79,674.00	96,399.00	16,725.00
	Contingency and Other Totals	$0.00	$0.00	$0.00	$0.00	$79,674.00	$96,399.00	$16,725.00
	Sub-Department **910 - Working Cash** Totals	$0.00	$0.00	$0.00	$0.00	$79,674.00	$96,399.00	$16,725.00
	Department **900 - Contingency** Totals	$0.00	$0.00	$0.00	$0.00	$79,674.00	$96,399.00	$16,725.00
	EXPENSE TOTALS	$0.00	$0.00	$0.00	$0.00	$79,674.00	$96,399.00	$16,725.00
	Fund **660 - Working Cash** Totals							
	REVENUE TOTALS	$196,270.60	$205,586.82	$62,593.22	$150,000.00	$79,674.00	$96,399.00	$16,725.00
	EXPENSE TOTALS	$0.00	$0.00	$0.00	$0.00	$79,674.00	$96,399.00	$16,725.00
	Fund **660 - Working Cash** Totals	$196,270.60	$205,586.82	$62,593.22	$150,000.00	$0.00	$0.00	$0.00
Fund	**701 - Elder Fatality Review Team**							
REVENUE								
Department	**490 - Coroner**							
Sub-Department	**000 - Revenues**							
Interest Revenue								
701.490.000.38000	Investment Income	232.44	251.76	74.08	.00	95.00	115.00	20.00
	Interest Revenue Totals	$232.44	$251.76	$74.08	$0.00	$95.00	$115.00	$20.00
	Sub-Department **000 - Revenues** Totals	$232.44	$251.76	$74.08	$0.00	$95.00	$115.00	$20.00
	Department **490 - Coroner** Totals	$232.44	$251.76	$74.08	$0.00	$95.00	$115.00	$20.00
	REVENUE TOTALS	$232.44	$251.76	$74.08	$0.00	$95.00	$115.00	$20.00

2027 SUMMARY DRAFT SRF Submitted Level Department & Account

Budget Year 2027

G/L Account	Account Description	2024 Actual Amount	2025 Actual Amount	2026 Actual Amount	2026 Estimated Amount	2026 Amended Budget	2027 Submitted Budget	Difference
Fund	**701 - Elder Fatality Review Team**							
EXPENSE								
Department	**490 - Coroner**							
Sub-Department	**492 - Elder Fatality Review Team**							
Contingency and Other								
701.490.492.89000	Addition to Fund Balance	.00	.00	.00	.00	95.00	115.00	20.00
	Contingency and Other Totals	$0.00	$0.00	$0.00	$0.00	$95.00	$115.00	$20.00
Sub-Department	**492 - Elder Fatality Review Team** Totals	$0.00	$0.00	$0.00	$0.00	$95.00	$115.00	$20.00
Department	**490 - Coroner** Totals	$0.00	$0.00	$0.00	$0.00	$95.00	$115.00	$20.00
	EXPENSE TOTALS	$0.00	$0.00	$0.00	$0.00	$95.00	$115.00	$20.00
Fund	**701 - Elder Fatality Review Team** Totals							
	REVENUE TOTALS	$232.44	$251.76	$74.08	$0.00	$95.00	$115.00	$20.00
	EXPENSE TOTALS	$0.00	$0.00	$0.00	$0.00	$95.00	$115.00	$20.00
Fund	**701 - Elder Fatality Review Team** Totals	$232.44	$251.76	$74.08	$0.00	$0.00	$0.00	$0.00
Fund	**702 - Sheriff's Detail Escrow**							
REVENUE								
Department	**380 - Sheriff**							
Sub-Department	**000 - Revenues**							
Charges for Services								
702.380.000.34350	Detail Fees	196,660.14	199,278.75	79,753.75	200,000.00	200,000.00	180,585.00	(19,415.00)
	Charges for Services Totals	$196,660.14	$199,278.75	$79,753.75	$200,000.00	$200,000.00	$180,585.00	($19,415.00)
Interest Revenue								
702.380.000.38000	Investment Income	(6,855.39)	130.22	.00	.00	.00	.00	.00
	Interest Revenue Totals	($6,855.39)	$130.22	$0.00	$0.00	$0.00	$0.00	$0.00
Transfers In								
702.380.000.39001	Transfer from General Fund 001	347,171.00	.00	.00	.00	.00	.00	.00
	Transfers In Totals	$347,171.00	$0.00	$0.00	$0.00	$0.00	$0.00	$0.00
Sub-Department	**000 - Revenues** Totals	$536,975.75	$199,408.97	$79,753.75	$200,000.00	$200,000.00	$180,585.00	($19,415.00)
Department	**380 - Sheriff** Totals	$536,975.75	$199,408.97	$79,753.75	$200,000.00	$200,000.00	$180,585.00	($19,415.00)
	REVENUE TOTALS	$536,975.75	$199,408.97	$79,753.75	$200,000.00	$200,000.00	$180,585.00	($19,415.00)

2027 SUMMARY DRAFT SRF Submitted Level Department & Account

Budget Year 2027

G/L Account	Account Description	2024 Actual Amount	2025 Actual Amount	2026 Actual Amount	2026 Estimated Amount	2026 Amended Budget	2027 Submitted Budget	Difference
Fund	**702 - Sheriff's Detail Escrow**							
EXPENSE								
Department	**380 - Sheriff**							
Sub-Department	**380 - Sheriff**							
Contractual Services								
702.380.380.50150	Contractual/Consulting Services	165,727.83	218,745.85	123,758.36	180,585.00	200,000.00	180,585.00	(19,415.00)
	Contractual Services Totals	$165,727.83	$218,745.85	$123,758.36	$180,585.00	$200,000.00	$180,585.00	($19,415.00)
	Sub-Department **380 - Sheriff** Totals	$165,727.83	$218,745.85	$123,758.36	$180,585.00	$200,000.00	$180,585.00	($19,415.00)
	Department **380 - Sheriff** Totals	$165,727.83	$218,745.85	$123,758.36	$180,585.00	$200,000.00	$180,585.00	($19,415.00)
	EXPENSE TOTALS	$165,727.83	$218,745.85	$123,758.36	$180,585.00	$200,000.00	$180,585.00	($19,415.00)
	Fund **702 - Sheriff's Detail Escrow** Totals							
	REVENUE TOTALS	$536,975.75	$199,408.97	$79,753.75	$200,000.00	$200,000.00	$180,585.00	($19,415.00)
	EXPENSE TOTALS	$165,727.83	$218,745.85	$123,758.36	$180,585.00	$200,000.00	$180,585.00	($19,415.00)
	Fund **702 - Sheriff's Detail Escrow** Totals	$371,247.92	($19,336.88)	($44,004.61)	$19,415.00	$0.00	$0.00	$0.00
Fund	**751 - Subdivision Review Escrow**							
REVENUE								
Department	**670 - Environmental Management**							
Sub-Department	**000 - Revenues**							
Interest Revenue								
751.670.000.38000	Investment Income	847.99	1,146.92	270.42	.00	488.00	590.00	102.00
	Interest Revenue Totals	$847.99	$1,146.92	$270.42	$0.00	$488.00	$590.00	$102.00
Other								
751.670.000.38538	Collections	.00	.00	.00	.00	1,000.00	1,000.00	.00
	Other Totals	$0.00	$0.00	$0.00	$0.00	$1,000.00	$1,000.00	$0.00
	Sub-Department **000 - Revenues** Totals	$847.99	$1,146.92	$270.42	$0.00	$1,488.00	$1,590.00	$102.00
	Department **670 - Environmental Management** Totals	$847.99	$1,146.92	$270.42	$0.00	$1,488.00	$1,590.00	$102.00
	REVENUE TOTALS	$847.99	$1,146.92	$270.42	$0.00	$1,488.00	$1,590.00	$102.00

2027 SUMMARY DRAFT SRF Submitted Level Department & Account

Budget Year 2027

G/L Account	Account Description	2024 Actual Amount	2025 Actual Amount	2026 Actual Amount	2026 Estimated Amount	2026 Amended Budget	2027 Submitted Budget	Difference
Fund	**751 - Subdivision Review Escrow**							
EXPENSE								
Department	**670 - Environmental Management**							
Sub-Department	**670 - Environmental Management**							
Contractual Services								
751.670.670.50168	Distribution	.00	.00	.00	.00	1,488.00	1,590.00	102.00
	Contractual Services Totals	$0.00	$0.00	$0.00	$0.00	$1,488.00	$1,590.00	$102.00
Sub-Department	**670 - Environmental Management** Totals	$0.00	$0.00	$0.00	$0.00	$1,488.00	$1,590.00	$102.00
Department	**670 - Environmental Management** Totals	$0.00	$0.00	$0.00	$0.00	$1,488.00	$1,590.00	$102.00
	EXPENSE TOTALS	$0.00	$0.00	$0.00	$0.00	$1,488.00	$1,590.00	$102.00
Fund	**751 - Subdivision Review Escrow** Totals							
	REVENUE TOTALS	$847.99	$1,146.92	$270.42	$0.00	$1,488.00	$1,590.00	$102.00
	EXPENSE TOTALS	$0.00	$0.00	$0.00	$0.00	$1,488.00	$1,590.00	$102.00
Fund	**751 - Subdivision Review Escrow** Totals	$847.99	$1,146.92	$270.42	$0.00	$0.00	$0.00	$0.00
Fund	**759 - Court Srvcs Employee Education**							
REVENUE								
Department	**430 - Court Services**							
Sub-Department	**000 - Revenues**							
Interest Revenue								
759.430.000.38000	Investment Income	3.48	.00	.00	71.00	71.00	86.00	15.00
759.430.000.38030	Investment Income- Other Depts	.00	2.82	.00	.00	.00	.00	.00
	Interest Revenue Totals	$3.48	$2.82	$0.00	$71.00	$71.00	$86.00	$15.00
Sub-Department	**000 - Revenues** Totals	$3.48	$2.82	$0.00	$71.00	$71.00	$86.00	$15.00
Department	**430 - Court Services** Totals	$3.48	$2.82	$0.00	$71.00	$71.00	$86.00	$15.00
	REVENUE TOTALS	$3.48	$2.82	$0.00	$71.00	$71.00	$86.00	$15.00
EXPENSE								
Department	**430 - Court Services**							
Sub-Department	**443 - Ct. Srvcs Employee Education**							
Contractual Services								
759.430.443.50165	Court Services Distributions	166.00	.00	.00	.00	.00	.00	.00
	Contractual Services Totals	$166.00	$0.00	$0.00	$0.00	$0.00	$0.00	$0.00
Contingency and Other								
759.430.443.89000	Addition to Fund Balance	.00	.00	.00	71.00	71.00	86.00	15.00
	Contingency and Other Totals	$0.00	$0.00	$0.00	$71.00	$71.00	$86.00	$15.00
Sub-Department	**443 - Ct. Srvcs Employee Education** Totals	$166.00	$0.00	$0.00	$71.00	$71.00	$86.00	$15.00
Department	**430 - Court Services** Totals	$166.00	$0.00	$0.00	$71.00	$71.00	$86.00	$15.00
	EXPENSE TOTALS	$166.00	$0.00	$0.00	$71.00	$71.00	$86.00	$15.00

2027 SUMMARY DRAFT SRF Submitted Level Department & Account

Budget Year 2027

G/L Account	Account Description	2024 Actual Amount	2025 Actual Amount	2026 Actual Amount	2026 Estimated Amount	2026 Amended Budget	2027 Submitted Budget	Difference
Fund	**759 - Court Srvcs Employee Education** Totals							
	REVENUE TOTALS	$3.48	$2.82	$0.00	$71.00	$71.00	$86.00	$15.00
	EXPENSE TOTALS	$166.00	$0.00	$0.00	$71.00	$71.00	$86.00	$15.00
Fund	**759 - Court Srvcs Employee Education** Totals	($162.52)	$2.82	$0.00	$0.00	$0.00	$0.00	$0.00
	Net Grand Totals							
	REVENUE GRAND TOTALS	$183,233,525.87	$226,890,654.61	$88,883,311.76	$212,249,535.00	$279,641,410.00	$271,284,855.00	($8,356,555.00)
	EXPENSE GRAND TOTALS	$167,195,036.00	$191,536,059.92	$83,846,926.11	$211,134,478.00	$279,641,410.00	$271,284,855.00	($8,356,555.00)
	Net Grand Totals	$16,038,489.87	$35,354,594.69	$5,036,385.65	$1,115,057.00	$0.00	$0.00	$0.00

RESOLUTION / ORDINANCE EXECUTIVE SUMMARY ADDENDUM

Title

Approving the FY27 Draft Budget to be Placed on Public Display

Committee Flow:
Finance and Budget Committee, Executive Committee, County Board

Contact:
Kathleen Hopkinson, 630.208.5132

Budget Information:

Was this item budgeted? N/A	Appropriation Amount: $N/A
If not budgeted, explain funding source:	
Was this item passed through the appropriate committee? Yes	

Summary:

This resolution allows the FY27 draft budget document to be placed on public display as of its approval at the July 14, 2026 County Board meeting. The draft budget must be on public display for 15 calendar days prior to County Board approval. The document will be available on the County's website and hard copies will be available for public viewing in the County Board Office and the County Clerk's Office.