Kane County

KC Finance and Budget Committee

Agenda

Government Center
719 S. Batavia Ave., Bldg. A
Geneva, IL 60134

LENERT, Sanchez, Juby, Lewis, Penesis, Surges, Tepe, ex-officios Roth (County Vice Chair) and Pierog (County Chair)

Wednesday, May 27, 2026 **9:00 AM** **Auditorium**

2026 Committee Goals

- Insure a balanced budget and adequate cash flow for County operations

---

1. Call To Order

2. Roll Call

3. Remote Attendance Requests

4. Approval of Minutes: April 29, 2026

5. Public Comment

6. Treasurer's Report (C. Lauzen)

- **A.** Monthly Report

7. Auditor's Report (P. Wegman)

- **A.** Monthly Report
- **B.** Amazon FY2025 Purchases Audit
- **C.** FY2027 Auditor Budget Presentation
- **D.** April 2026 Claims Exception Report
- **E.** **Resolution:** Approving April 2026 Claims Paid

8. Finance Director's Report (K. Hopkinson)

- **A.** Monthly Finance Reports
- **B.** FY2027 Budget Discussion

9. New Business

- **A.** **Resolution:** Authorizing a Vehicle Replacement Purchase for Animal Control
- **B.** **Resolution:** Authorizing Youth Subrecipient Agreements for Workforce Innovation and Opportunity Act Programs for Program Year 2026

C. **Resolution:** Authorizing Adult and Dislocated Worker Subrecipient Agreements for Workforce Innovation and Opportunity Act Programs for Program Year 2026

D. **Resolution:** Approving RFQ 26-033 with getResQ911 for Temporary Certified 9-1-1 Telecommunicator Staffing

E. **Resolution:** Authorizing Fiscal Year 2026 Budget Adjustment for Fiscal Year 2025 Forensic Lab Expenses as Approved by the AD HOC Opioid Settlement Fund Committee

F. **Resolution:** Authorizing FY2026 Budget Adjustment to Account for Remaining Funds for the FY2025 Department of Commerce and Economic Opportunity Grant for the Kane County State's Attorney's Office

G. **Resolution:** Authorizing Acceptance of the Statewide Deferred Prosecution Program Grant for the Kane County State's Attorney's Office and Corresponding Budget Adjustment

H. **Resolution:** Authorizing an Addendum to the Intergovernmental Agreement with DuPage County for Juvenile Detention Services

I. **Resolution:** Authorizing an Intergovernmental Agreement with McHenry County for Juvenile Detention Services

J. **Resolution:** Authorization Transfer from Public Health Fund to ARPA Fund

K. **Resolution:** Revision to the Kane County Financial Policies Regarding Mass Transit Sales Tax Allocation

10. Old Business

11. Reports Placed On File

12. Committee Chairman's Comments

13. Executive Session (if needed)

14. Adjournment

STATE OF ILLINOIS)
SS.
COUNTY OF KANE)

REPORT NO. TMP-26-708

MONTHLY REPORT

COUNTY OF KANE
OFFICE OF THE TREASURER
Geneva, Illinois 60134
Phone: (630) 232-3565
Fax: (630) 208-7549

To: **Finance Committee**

From: **Christopher J. Lauzen, CPA, MBA**

Date: **May 27, 2026**

Subject: **Monthly Report of Investments and Deposits**

Attached is the April Treasurer Report of investments and deposits of county monies as of the first business day of May 2026, published pursuant to the provisions of Illinois Compiled Statutes, Chapter 55, Section 5/3-11007.

As you have already seen, we are making adjustments to improve the format of these reports for eventual, easier more understandable consumption of this financial information.

Very Sincerely,

Christopher J. Lauzen, CPA, MBA
Kane County Treasurer

4/30/2026

ACCOUNT ASSETS	ACTUAL-BOOK VALUE	CURRENT MARKET VALUE	INTEREST EARNINGS REC'D IN CURRENT MONTH
FDIC Savings/Checking Accounts	48,189,112.54	48,189,112.54	147,409.40
Investments (2)	315,115,751.91	317,393,283.93	1,140,991.58
The Illinois Funds Managed Asset Acct	73,961.29	73,961.29	8,923.90
Illinois Portfolio, IIIT Class	77,648.27	77,648.27	232.45
Subtotal Investments	**315,267,361.47**	**317,544,893.49**	**1,150,147.93**
GRAND TOTAL TREASURER	**363,456,474.01**	**365,734,006.03**	**1,297,557.33**
GRAND TOTAL COLLECTOR (Next Page)	946,887.75	946,887.75	1,738.58
GRAND TOTAL TRANSACTION (Next Page)	6,127,052.81	6,127,052.81	8,712.27
TOTAL DEMAND AND INVESTMENTS	**370,530,414.57**	**372,807,946.59**	**1,308,008.18**

	Actual Book Ending Balance 04/30/26	Current Market Value	Interest
Vectors	253,498,771.26	255,267,889.65	918,330.76
PFMAM (Core Account, Long-Term)	61,616,980.65	62,125,394.28	222,660.82
Total - Investments (2)	315,115,751.91	317,393,283.93	1,140,991.58
Total Treasurer Accounts (other page)	47,386,685.22		145,520.67
Total Bond Proceeds (other page)	802,427.32		1,888.73
FDIC Savings Checking Accounts (above)	48,189,112.54		147,409.40

Well done.

ok.
5/15/26

THE MONTHLY REPORT OF THE KANE COUNTY ILLINOIS TREASURER
FOR THE PERIOD ENDING, APRIL 30, 2026

FUND NAME	DESCRIPTION	ENDING BALANCE 04/30/26	INTEREST
American Bank & Trust	Public Fund Checking	-	-
American Eagle Bank	Small Business Account	-	-
Associated Bank	Public Funds Analyzed ECR Checking	-	-
St. Charles Bank	Government Checking	286.45	-
Chase	Collector Disbursement	124,325.01	162.13
First American Bank	Public Funds	0.97	-
First Federal	Checking Account	100.00	-
First Secure	Checking Account	-	-
JP Morgan Chase	Commercial Checking	667,216.11	1,537.21
	Electronic Payments	154,847.95	39.24
Consumers Credit Union	Premium Member	5.25	-
Old Second Natl Bank	Checking Account	100.00	-
Prairie Community Bank	Checking Account	0.58	-
Resource Bank	Public Funds NIB	5.43	-
TBK Bank	Public Funds MM	-	-
TOTAL COLLECTOR ACCOUNTS		**946,887.75**	**1,738.58**
American Bank & Trust	General Fund MM	1,082,861.71	2,767.23
Associated Bank	Public Funds MM Advantage	30,424.00	78.57
CIBC	Public Funds Now MM	1,397.03	0.06
St. Charles Bank	Business MM	1,666,489.25	5,152.96
Chase	General Fund MM	5,410,355.69	10,355.69
	Checking Account	1,357,304.32	4,088.10
	Checking Account	116,228.77	169.18
	Wires Clearing Account	2.00	-
	Longmeadow Tolls	-	251.30
Byline Bank	Public MMDA	37,514,994.34	122,018.51
Old National Bank	Public Super Ckg Interest	206,628.11	639.07
Subtotal		**47,386,685.22**	**145,520.67**
Transaction Accounts			
Chase	Unclaimed Funds	117,391.57	274.46
Chase Outstanding Checks	Payroll	10,888.09	25.62
Chase Outstanding Checks	Payroll	59,521.15	2,158.77
Chase Outstanding Checks	Accounts Payable Clearing	5,939,252.00	6,253.42
Subtotal Transaction Accounts		**6,127,052.81**	**8,712.27**
TOTAL TREASURER ACCOUNTS		**53,513,738.03**	**154,232.94**
Chase Longmeadow Construction Fund	Premium Yield MM	-	0.34
Chase Multi Use Facility Bond	Premium Yield MM	802,427.32	1,888.39
TOTAL BOND PROCEEDS ACCOUNTS		**802,427.32**	**1,888.73**
TOTAL DEMAND BALANCE		**55,263,053.10**	**157,860.25**
Investments (2)		315,115,751.91	1,140,991.58
The Illinois Funds Managed Asset Acct		73,961.29	8,923.90
Illinois Portfolio IIIT Class		77,648.27	232.45
TOTAL INVESTMENT & MANAGED ASSET BALANCE		**315,267,361.47**	**1,150,147.93**
TOTAL DEMAND & INVESTMENT BALANCES		**370,530,414.57**	**1,308,008.18**

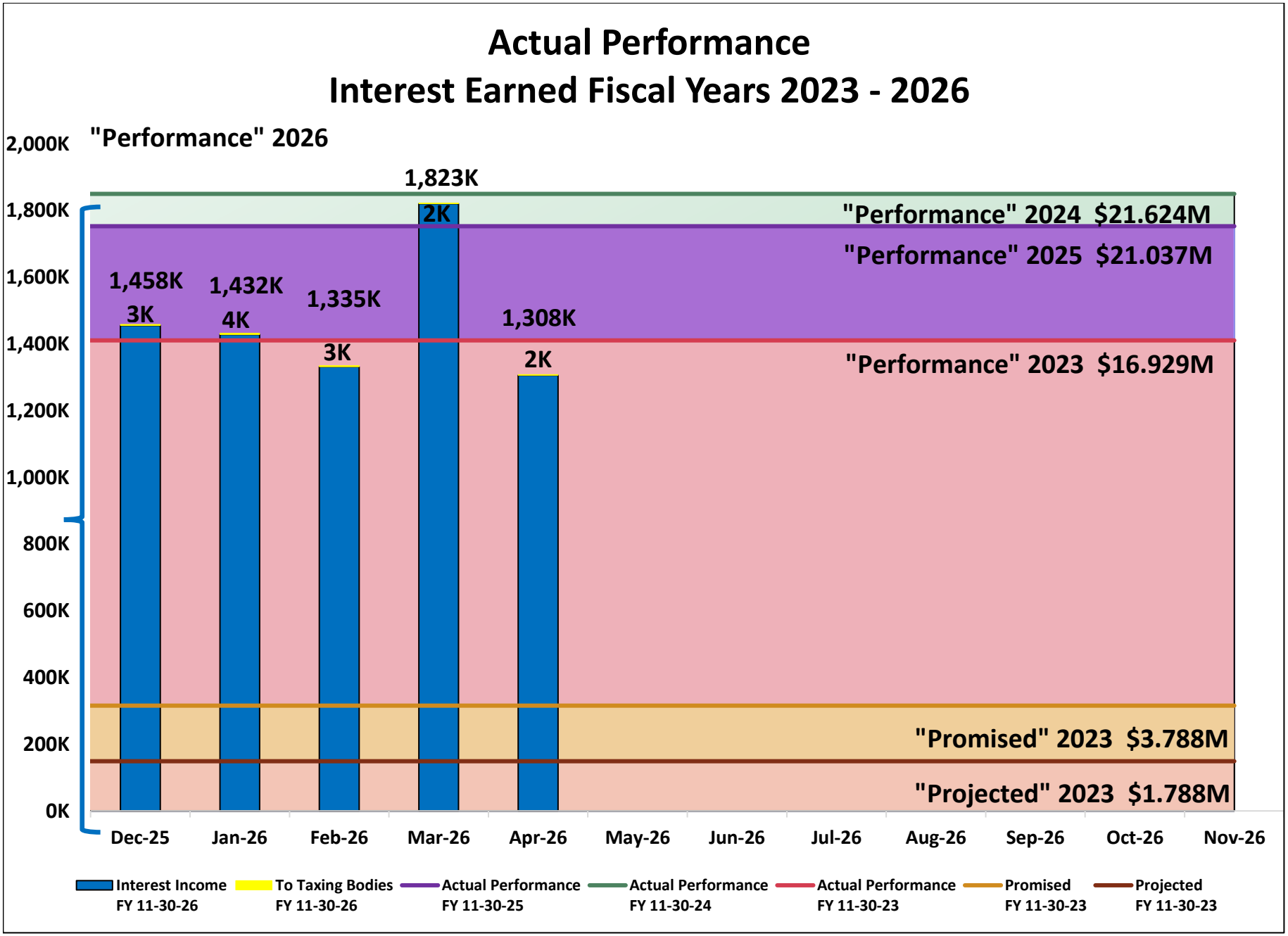
Actual Performance
Interest Earned Fiscal Years 2023 - 2026
"Performance" 2026
2,000K
1,800K
1,600K
1,400K
1,200K
1,000K
800K
600K
400K
200K
0K
1,458K
3K
1,432K
4K
1,335K
3K
1,823K
2K
1,308K
2K
"Performance" 2024 $21.624M
"Performance" 2025 $21.037M
"Performance" 2023 $16.929M
"Promised" 2023 $3.788M
"Projected" 2023 $1.788M
Dec-25
Jan-26
Feb-26
Mar-26
Apr-26
May-26
Jun-26
Jul-26
Aug-26
Sep-26
Oct-26
Nov-26
Interest Income FY 11-30-26
To Taxing Bodies FY 11-30-26
Actual Performance FY 11-30-25
Actual Performance FY 11-30-24
Actual Performance FY 11-30-23
Promised FY 11-30-23
Projected FY 11-30-23

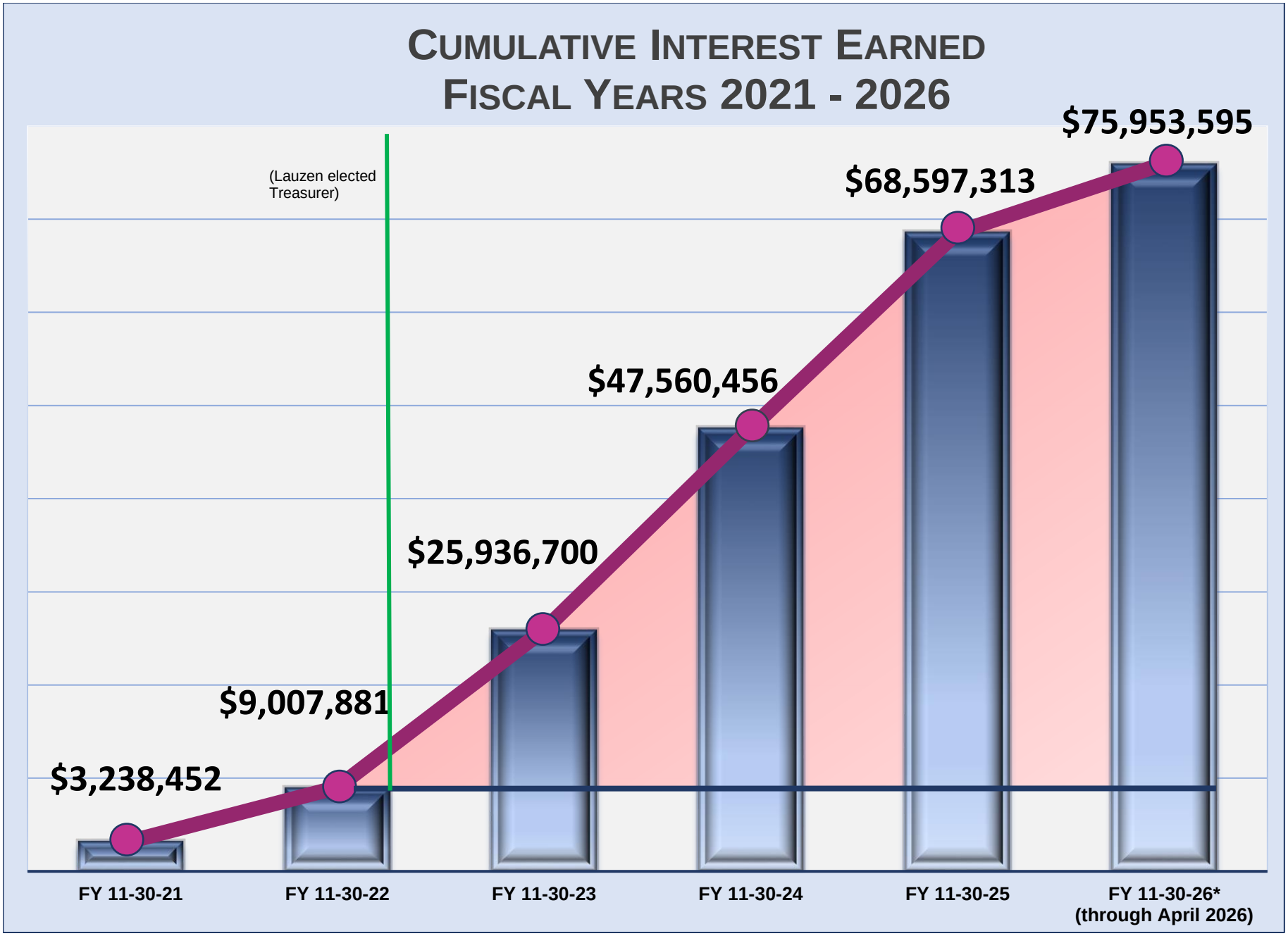
CUMULATIVE INTEREST EARNED
FISCAL YEARS 2021 - 2026
(Lauzen elected Treasurer)
$3,238,452
$9,007,881
$25,936,700
$47,560,456
$68,597,313
$75,953,595
FY 11-30-21
FY 11-30-22
FY 11-30-23
FY 11-30-24
FY 11-30-25
FY 11-30-26*
(through April 2026)

Interest Earned
Fiscal Years 2021 - 2026

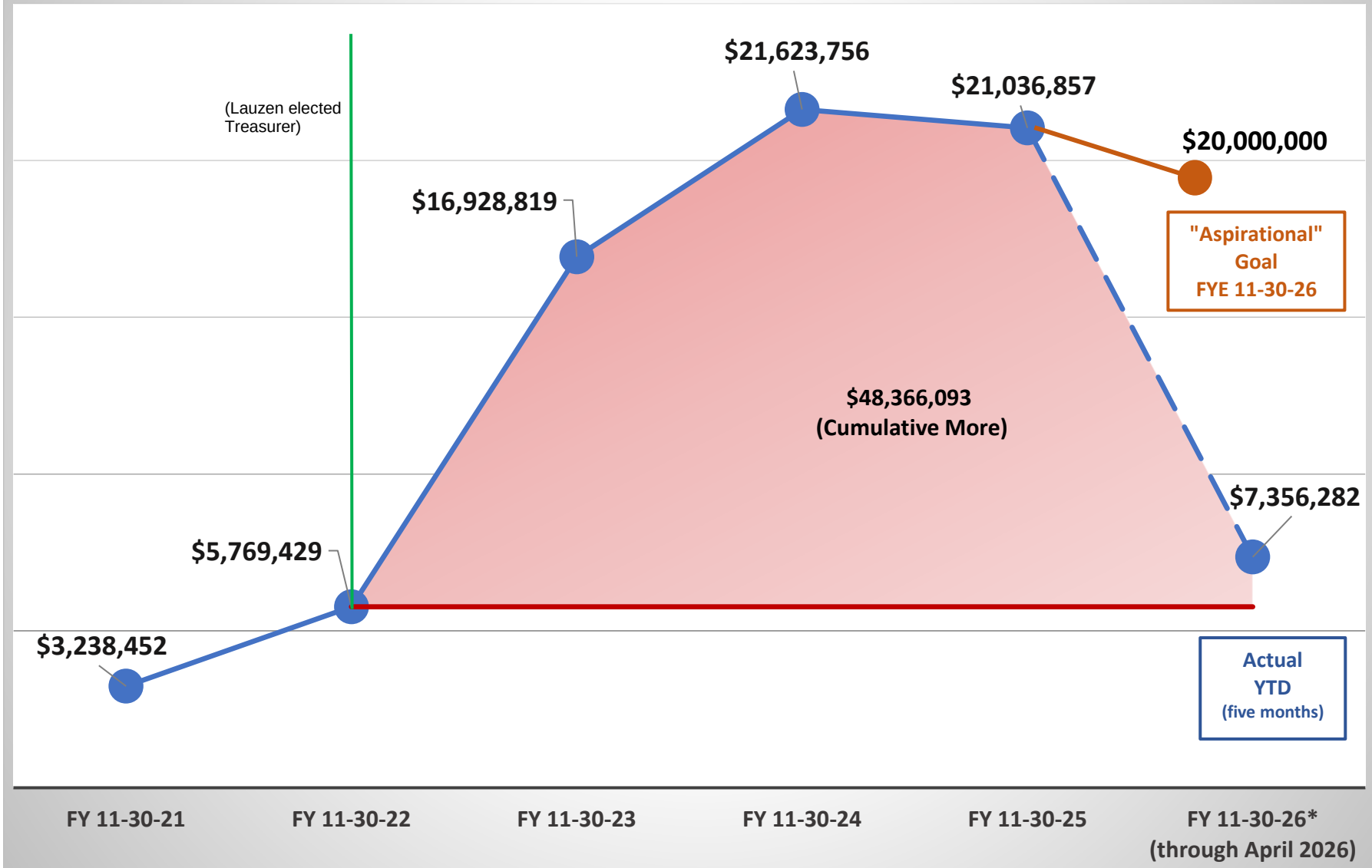

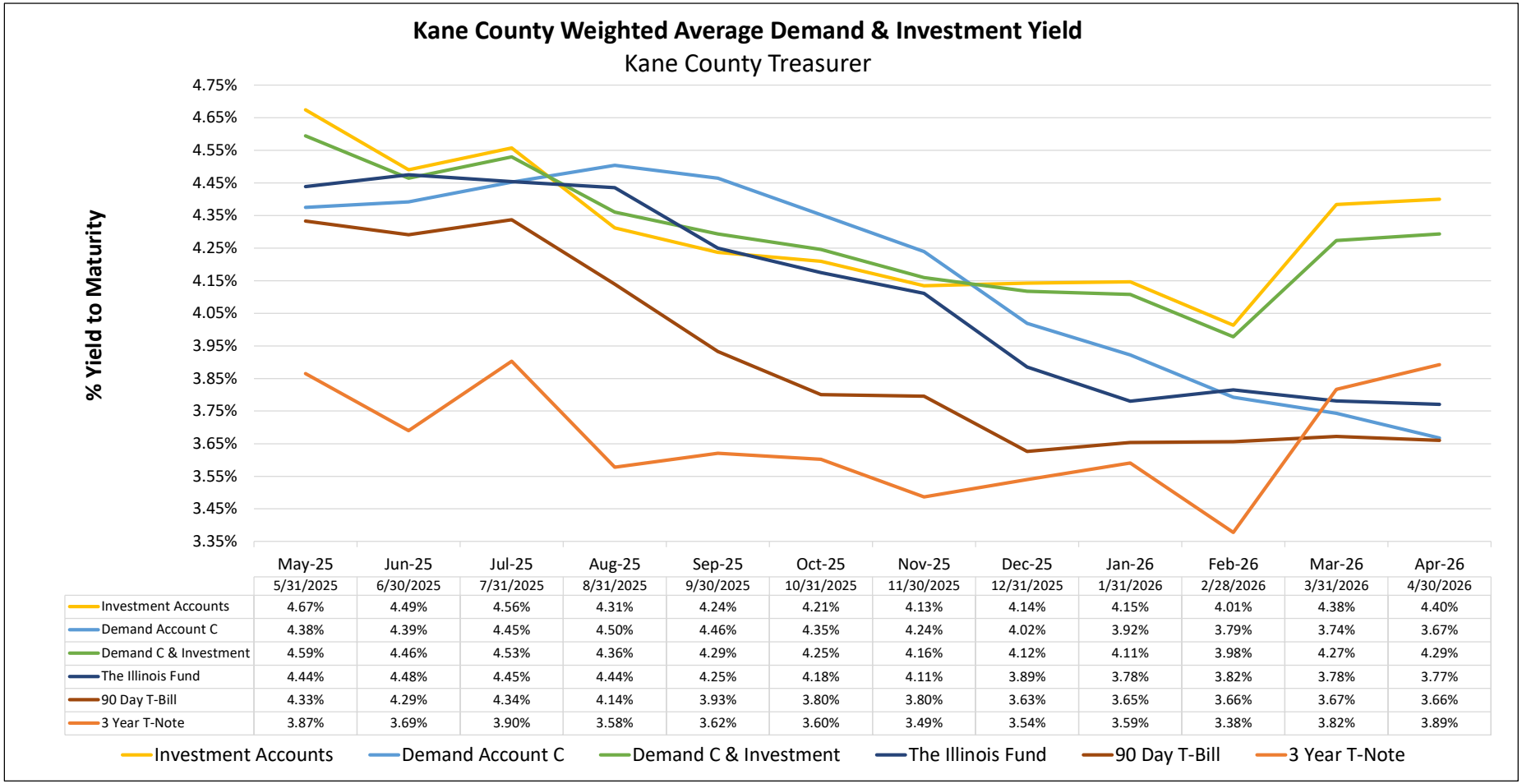

	May-25	Jun-25	Jul-25	Aug-25	Sep-25	Oct-25	Nov-25	Dec-25	Jan-26	Feb-26	Mar-26	Apr-26
	5/31/2025	6/30/2025	7/31/2025	8/31/2025	9/30/2025	10/31/2025	11/30/2025	12/31/2025	1/31/2026	2/28/2026	3/31/2026	4/30/2026
Investment Accounts	4.67%	4.49%	4.56%	4.31%	4.24%	4.21%	4.13%	4.14%	4.15%	4.01%	4.38%	4.40%
Demand Account C	4.38%	4.39%	4.45%	4.50%	4.46%	4.35%	4.24%	4.02%	3.92%	3.79%	3.74%	3.67%
Demand C & Investment	4.59%	4.46%	4.53%	4.36%	4.29%	4.25%	4.16%	4.12%	4.11%	3.98%	4.27%	4.29%
The Illinois Fund	4.44%	4.48%	4.45%	4.44%	4.25%	4.18%	4.11%	3.89%	3.78%	3.82%	3.78%	3.77%
90 Day T-Bill	4.33%	4.29%	4.34%	4.14%	3.93%	3.80%	3.80%	3.63%	3.65%	3.66%	3.67%	3.66%
3 Year T-Note	3.87%	3.69%	3.90%	3.58%	3.62%	3.60%	3.49%	3.54%	3.59%	3.38%	3.82%	3.89%

Kane County - Portfolio Analysis - 4-30-2026 - Summary

Kane County	4/30/2026										
Account Name	Avg. Coupon	MWA Cost	Total Cost	MWA Price	Principal Value	Accrued Income	Total Market Value	% Market	Unrealized Gain/Loss	Yield	Duration
Vectors	4.18	99.41	253,498,771	99.50	253,691,452	1,576,566	255,268,019	80%	192,681	4.43	3.42
PFMAM	3.84	99.24	61,616,981	99.37	61,702,135	423,106	62,125,241	20%	85,155	4.25	2.18
Total	4.11	99.38	315,115,752	99.47	315,393,588	1,999,672	317,393,260	100%	277,836	4.40	3.18
Sector	Avg. Coupon	MWA Cost	Total Cost	MWA Price	Principal Value	Accrued Income	Total Market Value	% Market	Unrealized Gain/Loss	Yield	Duration
Cash		100.00	522,404	100.00	522,404	11,051	533,455	0%	-	3.50	0.13
Commercial Paper	0.00	99.13	2,859,770	99.10	2,858,866	-	2,858,866	1%	(903)	3.78	0.22
US Treasury	3.63	99.41	145,197,694	99.14	144,802,303	1,099,636	145,901,939	46%	(395,391)	3.93	2.92
Foreign Treasury	4.85	101.23	1,265,384	100.62	1,257,713	17,177	1,274,890	0%	(7,672)	4.32	1.16
Corporate	4.24	99.82	27,927,886	99.40	27,810,129	288,181	28,098,310	9%	(117,757)	4.38	2.30
Foreign Corporate	4.67	100.16	726,142	100.22	726,557	8,468	735,025	0%	415	4.31	1.05
Agency	1.49	99.99	4,524,423	98.79	4,470,052	16,759	4,486,811	1%	(54,371)	3.80	0.56
Taxable Muni	2.38	99.79	4,115,635	99.83	4,117,788	34,641	4,152,428	1%	2,152	3.91	0.53
Mortgage Backed Security	4.97	99.18	127,976,414	99.85	128,827,776	523,759	129,351,535	41%	851,362	5.00	3.95
Total	4.11	99.38	315,115,752	99.47	315,393,588	1,999,672	317,393,260	100%	277,836	4.40	3.18

Vectors											
Sector	Avg. Coupon	MWA Cost	Total Cost	MWA Price	Principal Value	Accrued Income	Total Market Value	% Market	Unrealized Gain/Loss	Yield	Duration
Cash		100.00	109,717	100.00	109,717	10,581	120,298	0%	-	3.50	0.13
Commercial Paper			-		-	-	-	0%	-		
US Treasury	3.63	99.39	139,170,776	99.12	138,786,588	1,061,917	139,848,506	55%	(384,188)	3.93	2.94
Foreign Treasury			-		-	-	-	0%	-		
Corporate			-		-	-	-	0%	-		
Foreign Corporate			-		-	-	-	0%	-		
Agency	1.49	99.99	4,524,423	98.79	4,470,052	16,759	4,486,811	2%	(54,371)	3.80	0.56
Taxable Muni	2.09	99.76	3,640,635	99.64	3,637,018	24,755	3,661,773	1%	(3,617)	3.87	0.22
Mortgage Backed Security	5.21	99.39	106,053,220	99.99	106,688,078	462,554	107,150,632	42%	634,857	5.16	4.29
Total	4.18	99.41	253,498,771	99.50	253,691,452	1,576,566	255,268,019	100%	192,681	4.43	3.42

PFMAM											
Sector	Avg. Coupon	MWA Cost	Total Cost	MWA Price	Principal Value	Accrued Income	Total Market Value	% Market	Unrealized Gain/Loss	Yield	Duration
Cash		100.00	412,687	100.00	412,687	470	413,158	1%	-	3.50	0.13
Commercial Paper	0.00	99.13	2,859,770	99.10	2,858,866	-	2,858,866	5%	(903)	3.78	0.22
US Treasury	3.70	99.79	6,026,917	99.60	6,015,714	37,719	6,053,433	10%	(11,203)	3.92	2.43
Foreign Treasury	4.85	101.23	1,265,384	100.62	1,257,713	17,177	1,274,890	2%	(7,672)	4.32	1.16
Corporate	4.24	99.82	27,927,886	99.40	27,810,129	288,181	28,098,310	45%	(117,757)	4.38	2.30
Foreign Corporate	4.67	100.16	726,142	100.22	726,557	8,468	735,025	1%	415	4.31	1.05
Agency			-		-	-	-	0%	-		
Taxable Muni	4.60	100.00	475,000	101.22	480,770	9,886	490,656	1%	5,770	4.18	2.81
Mortgage Backed Security	3.84	98.19	21,923,194	99.14	22,139,699	61,204	22,200,903	36%	216,505	4.24	2.34
Total	3.84	99.24	61,616,981	99.37	61,702,135	423,106	62,125,241	100%	85,155	4.25	2.18

Cusip	Name	Coupon	Maturity	Principal Cost	Current Face	USB Price - 4/30/2026	Principal Value	Accrued Income	Total Market Value	Yield To Worst	Eff. Duration	Purchase Date
CASH (USD)	CASH FOR PENDING TRADES			(3,011,061)	(3,011,061)	100.00	(3,011,061)	-	(3,011,061)	0.00	0.00	4/30/2026
63743HGD8	NATIONAL RURAL UTIL COOP	4.10	8/9/2027	805,000	805,000	100.02	805,193	7,390	812,583	4.05	0.00	2/3/2026
8085A3E50	CHARLES SCHWAB CORP	0.00	5/5/2026	624,720	625,000	99.96	624,744	-	624,744	3.65	0.01	11/6/2025
544445ZN2	LOS ANGELES ARPT-F	2.04	5/15/2026	249,895	250,000	99.93	249,818	2,352	252,169	3.76	0.04	3/1/2022
38151LAG5	GOLDMAN SACHS BANK USA	5.41	5/21/2027	200,000	200,000	100.05	200,102	4,812	204,914	4.43	0.06	5/15/2024
20772KNX3	CONNECTICUT -TXBL -A	1.12	6/1/2026	244,538	250,000	99.77	249,418	1,170	250,587	3.82	0.09	6/15/2022
59163PKJ1	METRO OR-TXBL	3.25	6/1/2026	556,030	550,000	99.96	549,764	7,448	557,211	3.70	0.09	6/9/2021
38346MFG4	GOTHAM FUNDING CORP	0.00	6/16/2026	621,845	625,000	99.52	621,988	-	621,988	3.71	0.13	3/17/2026
31846V567	FIRST AM GOVT OBLIG-Z			412,687	412,687	100.00	412,687	470	413,158	3.50	0.13	3/25/2026
31846V567	FIRST AM GOVT OBLIG-Z			3,120,777	3,120,777	100.00	3,120,777	10,581	3,131,359	3.50	0.13	3/25/2026
53948BFW4	LLOYDS BANK CORP MKTS/NY	0.00	6/30/2026	680,776	685,000	99.37	680,698	-	680,698	3.70	0.14	2/3/2026
68583RDA7	OR CMNTY CLG DT-TXBL	1.15	6/30/2026	90,951	90,000	99.56	89,606	346	89,952	3.78	0.17	9/21/2021
20772KJY6	CONNECTICUT ST-A-TXBL	2.35	7/1/2026	925,745	925,000	99.74	922,558	7,246	929,804	3.89	0.17	2/9/2022
158855EW2	CHANDLER-REV-REF-TXBL	1.39	7/1/2026	237,000	240,000	99.58	239,002	1,112	240,114	3.84	0.17	2/1/2022
64966SEM4	NYC-TXBL-REF-D-PREREF	1.22	8/1/2026	103,151	105,000	99.31	104,273	319	104,593	3.97	0.25	6/3/2022
64966SEX0	NYC-TXBL-REF-D-UNREFD	1.22	8/1/2026	880,320	895,000	99.31	888,816	2,721	891,536	3.97	0.25	6/3/2022
3133EM3T7	FEDERAL FARM CREDIT BANK	0.87	9/1/2026	1,250,423	1,250,000	99.05	1,238,100	1,813	1,239,913	3.73	0.33	9/1/2021
46647PCP9	JPMORGAN CHASE & CO	1.47	9/22/2027	462,297	475,000	98.90	469,780	756	470,536	4.30	0.39	4/15/2025
61690U8G8	MORGAN STANLEY BANK NA	4.45	10/15/2027	894,974	895,000	100.05	895,456	1,769	897,225	4.33	0.45	10/16/2024
3133ENBK5	FEDERAL FARM CREDIT BANK	1.14	10/20/2026	499,000	500,000	98.77	493,855	174	494,029	3.79	0.46	10/20/2021
63873KKT3	NATIXIS NY BRANCH	0.00	10/27/2026	932,428	950,000	98.05	931,437	-	931,437	3.99	0.48	2/3/2026
91282CJK8	US TREASURY N/B	4.63	11/15/2026	918,369	915,000	100.47	919,319	19,523	938,842	3.73	0.52	7/2/2025
17325FBL1	CITIBANK NA	4.88	11/19/2027	1,600,000	1,600,000	100.34	1,605,472	35,107	1,640,579	4.24	0.53	11/12/2024
3130APWE1	FEDERAL HOME LOAN BANK	1.50	11/25/2026	1,000,000	1,000,000	98.70	987,000	6,500	993,500	3.83	0.56	11/19/2021
90261AAD4	UBS AG STAMFORD CT	4.86	1/10/2028	476,142	475,000	100.38	476,810	7,124	483,933	4.29	0.67	1/6/2025
756109BZ6	REALTY INCOME CORP	3.20	1/15/2027	760,098	765,000	99.30	759,637	7,208	766,845	4.21	0.69	11/18/2025
91282CJT9	US TREASURY N/B	4.00	1/15/2027	10,104,854	10,110,000	100.19	10,129,007	118,415	10,247,422	3.72	0.69	3/19/2024
06051GGF0	BANK OF AMERICA CORP	3.82	1/20/2028	445,231	450,000	99.61	448,263	4,828	453,091	4.37	0.70	4/15/2025
3133ENLZ1	FEDERAL FARM CREDIT BANK	1.78	1/26/2027	1,200,000	1,200,000	98.53	1,182,336	5,637	1,187,973	3.82	0.72	1/26/2022
3130AQYG2	FEDERAL HOME LOAN BANK	2.50	2/25/2027	575,000	575,000	98.92	568,761	2,635	571,397	3.85	0.80	3/4/2022
64966MWN5	NEW YORK-E-2-TXBL	3.55	3/1/2027	353,005	345,000	99.64	343,765	2,041	345,806	3.99	0.81	8/1/2022
3137FREE7	FHMS KJ28 A2	2.31	10/25/2027	491,207	502,374	98.28	493,753	966	494,719	4.17	0.85	1/8/2024
05565ECH6	BMW US CAPITAL LLC	4.90	4/2/2027	429,843	430,000	100.80	433,427	1,697	435,124	4.01	0.89	3/25/2024
46647PDA1	JPMORGAN CHASE & CO	4.32	4/26/2028	250,634	250,000	99.95	249,878	150	250,028	4.37	0.96	10/3/2025
95000U2A0	WELLS FARGO & COMPANY	3.58	5/22/2028	472,192	475,000	99.15	470,953	7,519	478,472	4.41	1.01	10/3/2025
02665WFK2	AMERICAN HONDA FINANCE	4.90	7/9/2027	714,892	715,000	100.54	718,868	10,900	729,768	4.42	1.13	7/8/2024
45818WFN1	INTER-AMERICAN DEVEL BK	4.85	7/19/2027	1,265,384	1,250,000	100.62	1,257,713	17,177	1,274,890	4.32	1.16	10/6/2025
69353RFZ6	PNC BANK NA	4.43	7/21/2028	753,298	750,000	100.05	750,360	9,227	759,587	4.38	1.17	10/7/2025
91282CLL3	US TREASURY N/B	3.38	9/15/2027	12,272,917	12,315,000	99.36	12,236,553	53,083	12,289,637	3.85	1.32	10/1/2024
91282CAU5	US TREASURY N/B	0.50	10/31/2027	2,395,564	2,500,000	95.15	2,378,625	34	2,378,659	3.86	1.47	5/15/2023
3136AY2H5	FNA 2017-M14 A2	2.87	11/25/2027	396,672	403,693	98.00	395,619	965	396,584	4.07	1.47	5/1/2025
91282CFZ9	US TREASURY N/B	3.88	11/30/2027	1,154,979	1,150,000	99.99	1,149,862	18,609	1,168,471	3.88	1.50	1/20/2026
3137H9MM8	FHMS KJ43 A1	4.38	12/25/2028	525,344	527,521	100.19	528,524	1,924	530,448	4.10	1.53	1/2/2024
63743HFW7	NATIONAL RURAL UTIL COOP	4.75	2/7/2028	214,945	215,000	100.72	216,557	2,383	218,940	4.30	1.59	2/4/2025
38145GAP5	GOLDMAN SACHS GROUP INC	4.15	1/21/2029	814,337	815,000	99.25	808,871	9,391	818,262	4.60	1.63	1/15/2026
571676AX3	MARS INC	4.60	3/1/2028	580,435	580,000	100.59	583,445	4,447	587,892	4.24	1.66	3/5/2025
91282CGH8	US TREASURY N/B	3.50	1/31/2028	3,752,461	3,770,000	99.35	3,745,420	32,805	3,778,225	3.89	1.67	5/19/2023
3137HBC69	FHMS KJ48 A1	4.86	5/25/2028	531,648	531,650	100.86	536,216	2,689	538,906	4.20	1.67	12/6/2023
49177JAF9	KENVUE INC	5.05	3/22/2028	320,091	315,000	101.37	319,316	1,723	321,039	4.26	1.71	6/27/2025
9128283W8	US TREASURY N/B	2.75	2/15/2028	2,261,609	2,300,000	98.04	2,254,989	13,104	2,268,093	3.89	1.72	8/29/2024
91282CQB0	US TREASURY N/B	3.38	2/29/2028	2,136,982	2,150,000	99.13	2,131,188	12,225	2,143,413	3.87	1.75	3/12/2026
3137FTFX0	FHMS K109 A1	1.04	10/25/2029	322,343	348,334	94.45	328,998	301	329,299	4.16	1.77	4/19/2024
90261AAG7	UBS AG STAMFORD CT	4.30	3/16/2029	250,000	250,000	99.90	249,748	1,344	251,092	4.36	1.78	3/11/2026
91282CBP5	US TREASURY N/B	1.13	2/29/2028	2,378,841	2,500,000	95.17	2,379,200	4,738	2,383,938	3.88	1.78	8/1/2024
3137F7T21	FHR 5050 XA	1.00	7/15/2039	503,240	547,116	93.19	509,863	456	510,319	4.66	1.85	7/19/2024
637639AK1	NATIONAL SECS CLEARING	5.00	5/30/2028	1,161,645	1,140,000	101.43	1,156,291	23,908	1,180,199	4.25	1.85	6/26/2025
17252MAR1	CINTAS CORPORATION NO. 2	4.20	5/1/2028	359,695	360,000	99.95	359,827	7,560	367,387	4.23	1.86	4/28/2025
90327QDA4	USAA CAPITAL CORP	4.38	6/1/2028	169,779	170,000	100.20	170,343	3,099	173,442	4.27	1.87	5/29/2025
91282CMW8	US TREASURY N/B	3.75	4/15/2028	995,021	1,000,000	99.73	997,310	1,639	998,949	3.89	1.87	3/26/2026
3136B2HA3	FNA 2018-M10 A2	3.47	7/25/2028	444,087	449,509	98.49	442,717	1,301	444,018	4.15	1.87	5/1/2025
9128284N7	US TREASURY N/B	2.88	5/15/2028	933,822	950,000	98.01	931,114	12,600	943,714	3.90	1.93	5/19/2023
40428HR95	HSBC USA INC	4.65	6/3/2028	450,025	450,000	100.66	452,970	8,603	461,573	4.31	1.94	5/28/2025
032654BD6	ANALOG DEVICES INC	4.25	6/15/2028	324,754	325,000	99.98	324,938	5,218	330,156	4.26	1.98	6/12/2025
3137F66V4	FHR 5042 DA	1.00	5/15/2041	505,654	545,133	93.27	508,424	454	508,878	4.32	2.02	7/19/2024
544647KY5	LOS ANGELES UNIF SD-B	4.42	7/1/2028	140,000	140,000	100.81	141,130	2,064	143,194	4.03	2.02	4/24/2025
91282CHK0	US TREASURY N/B	4.00	6/30/2028	10,991,647	11,000,000	100.23	11,024,970	147,072	11,172,042	3.89	2.03	6/21/2024
3136BQDE6	FNA 2023-M6 A2	4.19	7/25/2028	937,219	962,261	99.82	960,510	3,360	963,870	4.17	2.04	10/30/2023
3137F8ZU0	FHMS K123 A1	0.93	6/25/2030	890,626	976,975	93.32	911,703	759	912,462	4.23	2.04	4/8/2024
3137HAMH6	FHMS K506 A2	4.65	8/25/2028	993,066	1,000,000	100.75	1,007,510	3,875	1,011,385	4.18	2.05	9/7/2023
3137F7TC9	FHR 5050 XL	1.00	7/15/2036	597,110	645,633	92.31	595,984	520	596,504	4.73	2.06	7/16/2024
025816EJ4	AMERICAN EXPRESS CO	4.35	7/20/2029	602,895	600,000	99.81	598,854	7,324	606,178	4.44	2.07	2/3/2026
3137HAQ74	FHMS K508 A2	4.74	8/25/2028	974,672	985,000	100.99	994,771	3,891	998,662	4.16	2.08	10/11/2023
3137HAMS2	FHMS K507 A2	4.80	9/25/2028	994,246	1,000,000	101.14	1,011,390	4,000	1,015,390	4.16	2.11	9/20/2023
46124HAF3	INTUIT INC	5.13	9/15/2028	615,729	600,000	101.80	610,782	3,929	614,711	4.29	2.13	2/10/2026
3137HAST4	FHMS K509 A2	4.85	9/25/2028	733,356	745,000	101.25	754,342	3,011	757,353	4.17	2.16	10/25/2023
91282CHX2	US TREASURY N/B	4.38	8/31/2028	3,614,016	3,600,000	101.04	3,637,404	26,535	3,663,939	3.90	2.19	11/1/2024
3137HB3D4	FHMS K510 A2	5.07	10/25/2028	369,460	370,000	101.78	376,586	1,563	378,149	4.17	2.19	11/14/2023
3137HB3G7	FHMS K511 A2	4.86	10/25/2028	1,156,113	1,155,000	101.30	1,170,003	4,678	1,174,681	4.19	2.23	11/28/2023
3137HBCF9	FHMS K512 A2	5.00	11/25/2028	467,498	465,233	101.73	473,291	1,938	475,229	4.14	2.24	12/11/2023
3137F72N4	FHMS K120 A1	0.89	7/25/2030	798,159	879,563	92.56	814,079	654	814,733	4.20	2.28	3/26/2024
06406RBT3	BANK OF NY MELLON CORP	6.32	10/25/2029	600,094	570,000	104.47	595,496	600	596,096	4.40	2.29	3/2/2026
3137HBLV4	FHMS K514 A2	4.57	12/25/2028	1,040,440	1,050,000	100.69	1,057,245	4,001	1,061,246	4.19	2.32	6/3/2024
89788JAH2	TRUIST BANK	4.14	10/23/2029	922,796	925,000	99.13	916,971	850	917,821	4.51	2.33	1/22/2026
3137HBFY5	FHMS K513 A2	4.72	12/25/2028	573,060	570,000	101.07	576,071	2,244	578,314	4.19	2.36	1/10/2024
91282CDL2	US TREASURY N/B	1.50	11/30/2028	1,696,400	1,800,000	94.14	1,694,538	11,275	1,705,813	3.90	2.48	1/2/2024
95000U4D2	WELLS FARGO & COMPANY	4.18	1/23/2030	105,000	105,000	99.12	104,072	1,195	105,267	4.53	2.52	1/15/2026

Kane County - Portfolio Analysis - 4-30-2026 - Total

Cusip	Name	Coupon	Maturity	Principal Cost	Current Face	USB Price - 4/30/2026	Principal Value	Accrued Income	Total Market Value	Yield To Worst	Eff. Duration	Purchase Date
17275RBR2	CISCO SYSTEMS INC	4.85	2/26/2029	449,323	440,000	101.65	447,264	3,853	451,117	4.20	2.52	11/7/2025
61776NU43	MORGAN STANLEY PVT BANK	4.21	2/8/2030	924,907	925,000	98.90	914,853	9,634	924,487	4.64	2.56	1/29/2026
91282CDP3	US TREASURY N/B	1.38	12/31/2028	893,969	950,000	93.66	889,770	4,366	894,136	3.90	2.57	2/1/2024
69371RU38	PACCAR FINANCIAL CORP	3.90	2/5/2029	269,895	270,000	99.26	268,005	2,516	270,520	4.18	2.57	1/29/2026
79466LAR5	SALESFORCE INC	4.65	3/15/2029	924,806	925,000	100.20	926,804	5,735	932,539	4.57	2.58	3/11/2026
3137HCKQ4	FHMS K519 AS	4.13	3/25/2029	1,044,309	1,044,309	99.81	1,042,283	373	1,042,657	4.24	2.61	4/9/2024
3137HCTM4	FHMS K521 AS	4.17	3/25/2029	1,020,749	1,020,749	99.75	1,018,156	736	1,018,893	4.30	2.63	5/8/2024
58769JBP1	MERCEDES-BENZ FIN NA	4.25	3/10/2029	424,830	425,000	99.31	422,046	2,559	424,605	4.51	2.65	3/5/2026
437076CW0	HOME DEPOT INC	4.90	4/15/2029	461,377	450,000	101.88	458,451	980	459,431	4.20	2.66	12/3/2025
89236TPQ2	TOYOTA MOTOR CREDIT CORP	4.05	3/13/2029	669,770	670,000	99.34	665,551	3,618	669,169	4.30	2.67	3/10/2026
482480AG5	KLA CORP	4.10	3/15/2029	415,238	415,000	99.49	412,863	2,174	415,037	4.29	2.67	11/13/2025
3137HDJW1	FHMS K523 AS	4.20	4/25/2029	1,047,995	1,047,995	99.95	1,047,418	761	1,048,180	4.25	2.68	6/18/2024
64972JUJ5	NYC TRANSITIONAL-I-2	4.62	5/1/2029	165,000	165,000	101.17	166,937	3,811	170,748	4.20	2.72	5/15/2025
665859AU8	NORTHERN TRUST CORP	3.15	5/3/2029	458,977	470,000	96.90	455,439	7,320	462,760	4.26	2.79	12/19/2025
3137HFF59	FHMS K527 A2	4.62	7/25/2029	718,149	710,000	101.01	717,157	2,732	719,889	4.21	2.90	8/13/2024
3137HBPF5	FHMS KJ49 A1	5.01	9/25/2030	701,696	701,710	101.82	714,481	2,928	717,409	4.32	2.90	2/22/2024
3137HDXL9	FHMS K526 A2	4.54	7/25/2029	940,722	935,000	100.73	941,854	3,540	945,393	4.23	2.91	8/7/2024
3137HH6C0	FHMS K529 A2	4.79	9/25/2029	638,671	630,000	101.44	639,097	2,515	641,612	4.26	3.02	10/8/2024
36179Y2M5	G2 MA9780	6.00	7/20/2054	4,864,248	4,824,754	102.30	4,935,675	24,124	4,959,799	5.19	3.09	7/10/2024
91282CFT3	US TREASURY N/B	4.00	10/31/2029	9,032,873	9,015,000	100.15	9,028,703	980	9,029,683	3.95	3.24	12/2/2024
06051GHX0	BANK OF AMERICA CORP	2.88	10/22/2030	613,056	640,000	94.57	605,222	461	605,684	4.59	3.25	3/2/2026
91282CFY2	US TREASURY N/B	3.88	11/30/2029	14,543,448	14,500,000	99.73	14,460,415	234,629	14,695,044	3.96	3.26	1/14/2025
91282CGB1	US TREASURY N/B	3.88	12/31/2029	2,602,842	2,650,000	99.70	2,642,024	34,417	2,676,441	3.96	3.35	1/2/2025
3137HKPG3	FHMS K537 AS	4.17	1/25/2030	414,892	414,892	99.77	413,938	299	414,237	4.27	3.38	3/11/2025
91282CMG3	US TREASURY N/B	4.25	1/31/2030	14,781,938	14,700,000	100.97	14,843,031	155,325	14,998,356	3.97	3.41	1/28/2025
00724PAD1	ADOBE INC	2.30	2/1/2030	787,391	840,000	92.26	774,942	4,830	779,772	4.57	3.51	2/5/2026
64972JUK2	NYC TRANSITIONAL-I-2	4.72	5/1/2030	170,000	170,000	101.59	172,703	4,011	176,714	4.28	3.54	5/15/2025
3136B4GL6	FNR 2019-13 CA	3.50	4/25/2049	681,363	716,704	95.97	687,814	2,090	689,904	4.57	3.66	1/18/2024
91282CGZ8	US TREASURY N/B	3.50	4/30/2030	490,936	500,000	98.23	491,155	48	491,203	3.98	3.69	6/2/2025
3137HMCK4	FHMS K545 A2	4.29	7/25/2030	469,426	470,000	99.98	469,901	1,680	471,582	4.26	3.75	7/29/2025
36179YS62	G2 MA9541	5.50	3/20/2054	9,932,697	9,992,064	101.20	10,112,369	45,797	10,158,166	5.16	3.75	3/20/2024
36179Y5L4	G2 MA9851	5.50	8/20/2054	5,742,356	5,772,020	100.94	5,826,046	26,455	5,852,501	5.24	3.82	12/30/2024
36180AAF0	G2 MA9906	5.50	9/20/2054	5,300,328	5,268,933	100.97	5,319,883	24,149	5,344,033	5.23	3.83	9/18/2024
3618N5C64	G2 MB0092	5.50	12/20/2054	13,514,884	13,516,901	100.96	13,646,663	61,952	13,708,615	5.24	3.89	2/21/2025
66989HAY4	NOVARTIS CAPITAL CORP	4.10	11/5/2030	533,552	535,000	98.69	527,997	10,724	538,721	4.42	3.99	11/3/2025
822905AN5	SHELL FINANCE US INC	4.13	11/6/2030	304,188	305,000	98.85	301,489	6,116	307,605	4.41	3.99	11/4/2025
30303MAB8	META PLATFORMS INC	4.20	11/15/2030	849,095	850,000	98.83	840,064	17,652	857,715	4.49	4.00	10/30/2025
91282CPA3	US TREASURY N/B	3.63	9/30/2030	22,176,006	22,235,000	98.48	21,897,917	68,269	21,966,187	4.00	4.03	11/18/2025
36179XLJ3	G2 MA8429	5.50	11/20/2052	815,504	820,152	101.66	833,774	3,759	837,533	5.08	4.06	2/22/2024
36179X5H5	G2 MA8948	5.50	6/20/2053	886,588	886,588	101.48	899,691	4,064	903,755	5.12	4.07	6/26/2023
36179YKS2	G2 MA9305	5.50	11/20/2053	4,073,755	4,068,908	101.45	4,127,989	18,649	4,146,638	5.13	4.08	1/24/2024
89158TAA7	TOTALENERGI CAP USA LLC	4.25	1/13/2031	1,186,851	1,185,000	98.97	1,172,747	15,102	1,187,849	4.49	4.16	1/6/2026
02079KBK2	ALPHABET INC	4.10	2/15/2031	729,334	730,000	98.83	721,437	6,485	727,922	4.37	4.27	2/10/2026
36179YU51	G2 MA9604	5.00	4/20/2054	6,731,840	6,776,738	99.42	6,737,704	28,236	6,765,940	5.13	4.27	8/12/2024
05565EDH5	BMW US CAPITAL LLC	4.65	3/19/2031	599,484	600,000	99.43	596,592	3,255	599,847	4.78	4.30	3/16/2026
91282CKC4	US TREASURY N/B	4.25	2/28/2031	212,323	210,000	100.96	212,018	1,504	213,522	4.03	4.31	3/25/2026
023135DD5	AMAZON.COM INC	4.25	3/13/2031	619,042	620,000	99.02	613,930	3,513	617,444	4.47	4.33	3/10/2026
00287YEE5	ABBVIE INC	4.13	3/15/2031	364,901	365,000	98.41	359,207	2,384	361,591	4.49	4.34	2/24/2026
249672AA4	DEPOSITORY TRUST COMPANY	4.55	3/27/2031	249,794	250,000	100.10	250,260	2,022	252,282	4.53	4.34	3/23/2026
36180AAE3	G2 MA9905	5.00	9/20/2054	4,486,648	4,472,338	99.27	4,439,600	18,635	4,458,235	5.16	4.35	9/18/2024
002824BS8	ABBOTT LABORATORIES	4.00	3/15/2031	599,155	600,000	98.14	588,822	3,467	592,289	4.43	4.35	2/23/2026
91282CQD6	US TREASURY N/B	3.50	2/28/2031	20,808,141	21,155,000	97.77	20,682,397	124,746	20,807,143	4.01	4.37	3/12/2026
91282CQD6	US TREASURY N/B	3.50	2/28/2031	3,011,061	3,080,000	97.77	3,011,193	-	3,011,193	4.01	4.37	3/12/2026
36180AB93	G2 MA9964	5.00	10/20/2054	3,042,035	3,073,974	99.27	3,051,534	12,808	3,064,342	5.16	4.37	10/18/2024
91282CKF7	US TREASURY N/B	4.13	3/31/2031	1,036,677	1,030,000	100.41	1,034,182	3,695	1,037,876	4.03	4.40	4/6/2026
3618N5C56	G2 MB0091	5.00	12/20/2054	16,055,377	16,359,779	99.27	16,240,026	68,166	16,308,192	5.16	4.41	2/21/2025
23338VAM8	DTE ELECTRIC CO	2.63	3/1/2031	462,241	500,000	92.00	460,020	2,188	462,208	4.48	4.44	3/17/2026
3618N5MP1	G2 MB0365	5.00	5/20/2055	6,378,537	6,391,477	99.27	6,344,692	26,631	6,371,323	5.16	4.56	12/11/2025
36179X5G7	G2 MA8947	5.00	6/20/2053	11,982,910	12,174,682	99.71	12,138,767	50,728	12,189,495	5.06	4.69	6/26/2023
3618N53X5	G2 MB0813	5.00	12/20/2055	2,667,849	2,670,323	99.27	2,650,777	11,126	2,661,903	5.15	4.83	12/23/2025
3618N56H7	G2 MB0871	5.00	1/20/2056	2,653,092	2,646,530	99.27	2,627,158	11,027	2,638,185	5.15	4.88	1/29/2026
3618N5GM5	G2 MB0203	4.50	2/20/2055	6,924,572	6,999,305	96.52	6,755,729	26,247	6,781,977	5.10	5.90	2/25/2026
	Total	4.11		315,115,752	317,174,225	99.47	315,393,588	1,999,672	317,393,260	4.40	3.18	

Cusip	Name	Coupon	Maturity	Principal Cost	Current Face	USB Price - 4/30/2026	Principal Value	Accrued Income	Total Market Value	Yield To Worst	Eff. Duration	Purchase Date
CASH (USD)	CASH FOR PENDING TRADES			(3,011,061)	(3,011,061)	100.00	(3,011,061)	-	(3,011,061)	0.00	0.00	4/30/2026
544445ZN2	LOS ANGELES ARPT-F	2.04	5/15/2026	249,895	250,000	99.93	249,818	2,352	252,169	3.76	0.04	3/1/2022
20772KNX3	CONNECTICUT -TXBL -A	1.12	6/1/2026	244,538	250,000	99.77	249,418	1,170	250,587	3.82	0.09	6/15/2022
59163PKJ1	METRO OR-TXBL	3.25	6/1/2026	556,030	550,000	99.96	549,764	7,448	557,211	3.70	0.09	6/9/2021
31846V567	FIRST AM GOVT OBLIG-Z			3,120,777	3,120,777	100.00	3,120,777	10,581	3,131,359	3.50	0.13	3/25/2026
68583RDA7	OR CMNTY CLG DT-TXBL	1.15	6/30/2026	90,951	90,000	99.56	89,606	346	89,952	3.78	0.17	9/21/2021
20772KJY6	CONNECTICUT ST-A-TXBL	2.35	7/1/2026	925,745	925,000	99.74	922,558	7,246	929,804	3.89	0.17	2/9/2022
158855EW2	CHANDLER-REV-REF-TXBL	1.39	7/1/2026	237,000	240,000	99.58	239,002	1,112	240,114	3.84	0.17	2/1/2022
64966SEM4	NYC-TXBL-REF-D-PREREF	1.22	8/1/2026	103,151	105,000	99.31	104,273	319	104,593	3.97	0.25	6/3/2022
64966SEX0	NYC-TXBL-REF-D-UNREFD	1.22	8/1/2026	880,320	895,000	99.31	888,816	2,721	891,536	3.97	0.25	6/3/2022
3133EM3T7	FEDERAL FARM CREDIT BANK	0.87	9/1/2026	1,250,423	1,250,000	99.05	1,238,100	1,813	1,239,913	3.73	0.33	9/1/2021
3133ENBK5	FEDERAL FARM CREDIT BANK	1.14	10/20/2026	499,000	500,000	98.77	493,855	174	494,029	3.79	0.46	10/20/2021
91282CJK8	US TREASURY N/B	4.63	11/15/2026	918,369	915,000	100.47	919,319	19,523	938,842	3.73	0.52	7/2/2025
3130APWE1	FEDERAL HOME LOAN BANK	1.50	11/25/2026	1,000,000	1,000,000	98.70	987,000	6,500	993,500	3.83	0.56	11/19/2021
91282CJT9	US TREASURY N/B	4.00	1/15/2027	10,104,854	10,110,000	100.19	10,129,007	118,415	10,247,422	3.72	0.69	3/19/2024
3133ENLZ1	FEDERAL FARM CREDIT BANK	1.78	1/26/2027	1,200,000	1,200,000	98.53	1,182,336	5,637	1,187,973	3.82	0.72	1/26/2022
3130AQYG2	FEDERAL HOME LOAN BANK	2.50	2/25/2027	575,000	575,000	98.92	568,761	2,635	571,397	3.85	0.80	3/4/2022
64966MWN5	NEW YORK-E-2-TXBL	3.55	3/1/2027	353,005	345,000	99.64	343,765	2,041	345,806	3.99	0.81	8/1/2022
91282CLL3	US TREASURY N/B	3.38	9/15/2027	12,272,917	12,315,000	99.36	12,236,553	53,083	12,289,637	3.85	1.32	10/1/2024
91282CAU5	US TREASURY N/B	0.50	10/31/2027	2,395,564	2,500,000	95.15	2,378,625	34	2,378,659	3.86	1.47	5/15/2023
91282CGH8	US TREASURY N/B	3.50	1/31/2028	3,752,461	3,770,000	99.35	3,745,420	32,805	3,778,225	3.89	1.67	5/19/2023
9128283W8	US TREASURY N/B	2.75	2/15/2028	2,261,609	2,300,000	98.04	2,254,989	13,104	2,268,093	3.89	1.72	8/29/2024
91282CBP5	US TREASURY N/B	1.13	2/29/2028	2,378,841	2,500,000	95.17	2,379,200	4,738	2,383,938	3.88	1.78	8/1/2024
9128284N7	US TREASURY N/B	2.88	5/15/2028	933,822	950,000	98.01	931,114	12,600	943,714	3.90	1.93	5/19/2023
91282CHK0	US TREASURY N/B	4.00	6/30/2028	10,991,647	11,000,000	100.23	11,024,970	147,072	11,172,042	3.89	2.03	6/21/2024
91282CHX2	US TREASURY N/B	4.38	8/31/2028	3,614,016	3,600,000	101.04	3,637,404	26,535	3,663,939	3.90	2.19	11/1/2024
91282CDL2	US TREASURY N/B	1.50	11/30/2028	1,696,400	1,800,000	94.14	1,694,538	11,275	1,705,813	3.90	2.48	1/2/2024
91282CDP3	US TREASURY N/B	1.38	12/31/2028	893,969	950,000	93.66	889,770	4,366	894,136	3.90	2.57	2/1/2024
36179Y2M5	G2 MA9780	6.00	7/20/2054	4,864,248	4,824,754	102.30	4,935,675	24,124	4,959,799	5.19	3.09	7/10/2024
91282CFT3	US TREASURY N/B	4.00	10/31/2029	9,032,873	9,015,000	100.15	9,028,703	980	9,029,683	3.95	3.24	12/2/2024
91282CFY2	US TREASURY N/B	3.88	11/30/2029	14,543,448	14,500,000	99.73	14,460,415	234,629	14,695,044	3.96	3.26	1/14/2025
91282CGB1	US TREASURY N/B	3.88	12/31/2029	2,602,842	2,650,000	99.70	2,642,024	34,417	2,676,441	3.96	3.35	1/2/2025
91282CMG3	US TREASURY N/B	4.25	1/31/2030	14,781,938	14,700,000	100.97	14,843,031	155,325	14,998,356	3.97	3.41	1/28/2025
36179YS62	G2 MA9541	5.50	3/20/2054	9,932,697	9,992,064	101.20	10,112,369	45,797	10,158,166	5.16	3.75	3/20/2024
36179Y5L4	G2 MA9851	5.50	8/20/2054	5,742,356	5,772,020	100.94	5,826,046	26,455	5,852,501	5.24	3.82	12/30/2024
36180AAF0	G2 MA9906	5.50	9/20/2054	5,300,328	5,268,933	100.97	5,319,883	24,149	5,344,033	5.23	3.83	9/18/2024
3618N5C64	G2 MB0092	5.50	12/20/2054	13,514,884	13,516,901	100.96	13,646,663	61,952	13,708,615	5.24	3.89	2/21/2025
91282CPA3	US TREASURY N/B	3.63	9/30/2030	22,176,006	22,235,000	98.48	21,897,917	68,269	21,966,187	4.00	4.03	11/18/2025
36179XLJ3	G2 MA8429	5.50	11/20/2052	815,504	820,152	101.66	833,774	3,759	837,533	5.08	4.06	2/22/2024
36179X5H5	G2 MA8948	5.50	6/20/2053	886,588	886,588	101.48	899,691	4,064	903,755	5.12	4.07	6/26/2023
36179YKS2	G2 MA9305	5.50	11/20/2053	4,073,755	4,068,908	101.45	4,127,989	18,649	4,146,638	5.13	4.08	1/24/2024
36179YU51	G2 MA9604	5.00	4/20/2054	6,731,840	6,776,738	99.42	6,737,704	28,236	6,765,940	5.13	4.27	8/12/2024
36180AAE3	G2 MA9905	5.00	9/20/2054	4,486,648	4,472,338	99.27	4,439,600	18,635	4,458,235	5.16	4.35	9/18/2024
91282CQD6	US TREASURY N/B	3.50	2/28/2031	20,808,141	21,155,000	97.77	20,682,397	124,746	20,807,143	4.01	4.37	3/12/2026
91282CQD6	US TREASURY N/B	3.50	2/28/2031	3,011,061	3,080,000	97.77	3,011,193	-	3,011,193	4.01	4.37	3/12/2026
36180AB93	G2 MA9964	5.00	10/20/2054	3,042,035	3,073,974	99.27	3,051,534	12,808	3,064,342	5.16	4.37	10/18/2024
3618N5C56	G2 MB0091	5.00	12/20/2054	16,055,377	16,359,779	99.27	16,240,026	68,166	16,308,192	5.16	4.41	2/21/2025
3618N5MP1	G2 MB0365	5.00	5/20/2055	6,378,537	6,391,477	99.27	6,344,692	26,631	6,371,323	5.16	4.56	12/11/2025
36179X5G7	G2 MA8947	5.00	6/20/2053	11,982,910	12,174,682	99.71	12,138,767	50,728	12,189,495	5.06	4.69	6/26/2023
3618N53X5	G2 MB0813	5.00	12/20/2055	2,667,849	2,670,323	99.27	2,650,777	11,126	2,661,903	5.15	4.83	12/23/2025
3618N56H7	G2 MB0871	5.00	1/20/2056	2,653,092	2,646,530	99.27	2,627,158	11,027	2,638,185	5.15	4.88	1/29/2026
3618N5GM5	G2 MB0203	4.50	2/20/2055	6,924,572	6,999,305	96.52	6,755,729	26,247	6,781,977	5.10	5.90	2/25/2026
	Total	4.18		253,498,771	255,045,184	99.50	253,691,452	1,576,566	255,268,019	4.43	3.42	

Cusip	Name	Coupon	Maturity	Principal Cost	Current Face	USB Price - 4/30/2026	Principal Value	Accrued Income	Total Market Value	Yield To Worst	Eff. Duration	Purchase Date
63743HGD8	NATIONAL RURAL UTIL COOP	4.10	8/9/2027	805,000	805,000	100.02	805,193	7,390	812,583	4.05	0.00	2/3/2026
8085A3E50	CHARLES SCHWAB CORP	0.00	5/5/2026	624,720	625,000	99.96	624,744	-	624,744	3.65	0.01	11/6/2025
38151LAG5	GOLDMAN SACHS BANK USA	5.41	5/21/2027	200,000	200,000	100.05	200,102	4,812	204,914	4.43	0.06	5/15/2024
38346MFG4	GOTHAM FUNDING CORP	0.00	6/16/2026	621,845	625,000	99.52	621,988	-	621,988	3.71	0.13	3/17/2026
31846V567	FIRST AM GOVT OBLIG-Z			412,687	412,687	100.00	412,687	470	413,158	3.50	0.13	3/25/2026
53948BFW4	LLOYDS BANK CORP MKTS/NY	0.00	6/30/2026	680,776	685,000	99.37	680,698	-	680,698	3.70	0.14	2/3/2026
46647PCP9	JPMORGAN CHASE & CO	1.47	9/22/2027	462,297	475,000	98.90	469,780	756	470,536	4.30	0.39	4/15/2025
61690U8G8	MORGAN STANLEY BANK NA	4.45	10/15/2027	894,974	895,000	100.05	895,456	1,769	897,225	4.33	0.45	10/16/2024
63873KKT3	NATIXIS NY BRANCH	0.00	10/27/2026	932,428	950,000	98.05	931,437	-	931,437	3.99	0.48	2/3/2026
17325FBL1	CITIBANK NA	4.88	11/19/2027	1,600,000	1,600,000	100.34	1,605,472	35,107	1,640,579	4.24	0.53	11/12/2024
90261AAD4	UBS AG STAMFORD CT	4.86	1/10/2028	476,142	475,000	100.38	476,810	7,124	483,933	4.29	0.67	1/6/2025
756109BZ6	REALTY INCOME CORP	3.20	1/15/2027	760,098	765,000	99.30	759,637	7,208	766,845	4.21	0.69	11/18/2025
06051GGF0	BANK OF AMERICA CORP	3.82	1/20/2028	445,231	450,000	99.61	448,263	4,828	453,091	4.37	0.70	4/15/2025
3137FREE7	FHMS KJ28 A2	2.31	10/25/2027	491,207	502,374	98.28	493,753	966	494,719	4.17	0.85	1/8/2024
05565ECH6	BMW US CAPITAL LLC	4.90	4/2/2027	429,843	430,000	100.80	433,427	1,697	435,124	4.01	0.89	3/25/2024
46647PDA1	JPMORGAN CHASE & CO	4.32	4/26/2028	250,634	250,000	99.95	249,878	150	250,028	4.37	0.96	10/3/2025
95000U2A0	WELLS FARGO & COMPANY	3.58	5/22/2028	472,192	475,000	99.15	470,953	7,519	478,472	4.41	1.01	10/3/2025
02665WFK2	AMERICAN HONDA FINANCE	4.90	7/9/2027	714,892	715,000	100.54	718,868	10,900	729,768	4.42	1.13	7/8/2024
45818WFN1	INTER-AMERICAN DEVEL BK	4.85	7/19/2027	1,265,384	1,250,000	100.62	1,257,713	17,177	1,274,890	4.32	1.16	10/6/2025
69353RFZ6	PNC BANK NA	4.43	7/21/2028	753,298	750,000	100.05	750,360	9,227	759,587	4.38	1.17	10/7/2025
3136AY2H5	FNA 2017-M14 A2	2.87	11/25/2027	396,672	403,693	98.00	395,619	965	396,584	4.07	1.47	5/1/2025
91282CFZ9	US TREASURY N/B	3.88	11/30/2027	1,154,979	1,150,000	99.99	1,149,862	18,609	1,168,471	3.88	1.50	1/20/2026
3137H9MM8	FHMS KJ43 A1	4.38	12/25/2028	525,344	527,521	100.19	528,524	1,924	530,448	4.10	1.53	1/2/2024
63743HFW7	NATIONAL RURAL UTIL COOP	4.75	2/7/2028	214,945	215,000	100.72	216,557	2,383	218,940	4.30	1.59	2/4/2025
38145GAP5	GOLDMAN SACHS GROUP INC	4.15	1/21/2029	814,337	815,000	99.25	808,871	9,391	818,262	4.60	1.63	1/15/2026
571676AX3	MARS INC	4.60	3/1/2028	580,435	580,000	100.59	583,445	4,447	587,892	4.24	1.66	3/5/2025
3137HBC69	FHMS KJ48 A1	4.86	5/25/2028	531,648	531,650	100.86	536,216	2,689	538,906	4.20	1.67	12/6/2023
49177JAF9	KENVUE INC	5.05	3/22/2028	320,091	315,000	101.37	319,316	1,723	321,039	4.26	1.71	6/27/2025
91282CQB0	US TREASURY N/B	3.38	2/29/2028	2,136,982	2,150,000	99.13	2,131,188	12,225	2,143,413	3.87	1.75	3/12/2026
3137FTFX0	FHMS K109 A1	1.04	10/25/2029	322,343	348,334	94.45	328,998	301	329,299	4.16	1.77	4/19/2024
90261AAG7	UBS AG STAMFORD CT	4.30	3/16/2029	250,000	250,000	99.90	249,748	1,344	251,092	4.36	1.78	3/11/2026
3137F7T21	FHR 5050 XA	1.00	7/15/2039	503,240	547,116	93.19	509,863	456	510,319	4.66	1.85	7/19/2024
637639AK1	NATIONAL SECS CLEARING	5.00	5/30/2028	1,161,645	1,140,000	101.43	1,156,291	23,908	1,180,199	4.25	1.85	6/26/2025
17252MAR1	CINTAS CORPORATION NO. 2	4.20	5/1/2028	359,695	360,000	99.95	359,827	7,560	367,387	4.23	1.86	4/28/2025
90327QDA4	USAA CAPITAL CORP	4.38	6/1/2028	169,779	170,000	100.20	170,343	3,099	173,442	4.27	1.87	5/29/2025
91282CMW8	US TREASURY N/B	3.75	4/15/2028	995,021	1,000,000	99.73	997,310	1,639	998,949	3.89	1.87	3/26/2026
3136B2HA3	FNA 2018-M10 A2	3.47	7/25/2028	444,087	449,509	98.49	442,717	1,301	444,018	4.15	1.87	5/1/2025
40428HR95	HSBC USA INC	4.65	6/3/2028	450,025	450,000	100.66	452,970	8,603	461,573	4.31	1.94	5/28/2025
032654BD6	ANALOG DEVICES INC	4.25	6/15/2028	324,754	325,000	99.98	324,938	5,218	330,156	4.26	1.98	6/12/2025
3137F66V4	FHR 5042 DA	1.00	5/15/2041	505,654	545,133	93.27	508,424	454	508,878	4.32	2.02	7/19/2024
544647KY5	LOS ANGELES UNIF SD-B	4.42	7/1/2028	140,000	140,000	100.81	141,130	2,064	143,194	4.03	2.02	4/24/2025
3136BQDE6	FNA 2023-M6 A2	4.19	7/25/2028	937,219	962,261	99.82	960,510	3,360	963,870	4.17	2.04	10/30/2023
3137F8ZU0	FHMS K123 A1	0.93	6/25/2030	890,626	976,975	93.32	911,703	759	912,462	4.23	2.04	4/8/2024
3137HAMH6	FHMS K506 A2	4.65	8/25/2028	993,066	1,000,000	100.75	1,007,510	3,875	1,011,385	4.18	2.05	9/7/2023
3137F7TC9	FHR 5050 XL	1.00	7/15/2036	597,110	645,633	92.31	595,984	520	596,504	4.73	2.06	7/16/2024
025816EJ4	AMERICAN EXPRESS CO	4.35	7/20/2029	602,895	600,000	99.81	598,854	7,324	606,178	4.44	2.07	2/3/2026
3137HAQ74	FHMS K508 A2	4.74	8/25/2028	974,672	985,000	100.99	994,771	3,891	998,662	4.16	2.08	10/11/2023
3137HAMS2	FHMS K507 A2	4.80	9/25/2028	994,246	1,000,000	101.14	1,011,390	4,000	1,015,390	4.16	2.11	9/20/2023
46124HAF3	INTUIT INC	5.13	9/15/2028	615,729	600,000	101.80	610,782	3,929	614,711	4.29	2.13	2/10/2026
3137HAST4	FHMS K509 A2	4.85	9/25/2028	733,356	745,000	101.25	754,342	3,011	757,353	4.17	2.16	10/25/2023
3137HB3D4	FHMS K510 A2	5.07	10/25/2028	369,460	370,000	101.78	376,586	1,563	378,149	4.17	2.19	11/14/2023
3137HB3G7	FHMS K511 A2	4.86	10/25/2028	1,156,113	1,155,000	101.30	1,170,003	4,678	1,174,681	4.19	2.23	11/28/2023
3137HBCF9	FHMS K512 A2	5.00	11/25/2028	467,498	465,233	101.73	473,291	1,938	475,229	4.14	2.24	12/11/2023
3137F72N4	FHMS K120 A1	0.89	7/25/2030	798,159	879,563	92.56	814,079	654	814,733	4.20	2.28	3/26/2024
06406RBT3	BANK OF NY MELLON CORP	6.32	10/25/2029	600,094	570,000	104.47	595,496	600	596,096	4.40	2.29	3/2/2026
3137HBLV4	FHMS K514 A2	4.57	12/25/2028	1,040,440	1,050,000	100.69	1,057,245	4,001	1,061,246	4.19	2.32	6/3/2024
89788JAH2	TRUIST BANK	4.14	10/23/2029	922,796	925,000	99.13	916,971	850	917,821	4.51	2.33	1/22/2026
3137HBFY5	FHMS K513 A2	4.72	12/25/2028	573,060	570,000	101.07	576,071	2,244	578,314	4.19	2.36	1/10/2024
95000U4D2	WELLS FARGO & COMPANY	4.18	1/23/2030	105,000	105,000	99.12	104,072	1,195	105,267	4.53	2.52	1/15/2026
17275RBR2	CISCO SYSTEMS INC	4.85	2/26/2029	449,323	440,000	101.65	447,264	3,853	451,117	4.20	2.52	11/7/2025
61776NU43	MORGAN STANLEY PVT BANK	4.21	2/8/2030	924,907	925,000	98.90	914,853	9,634	924,487	4.64	2.56	1/29/2026
69371RU38	PACCAR FINANCIAL CORP	3.90	2/5/2029	269,895	270,000	99.26	268,005	2,516	270,520	4.18	2.57	1/29/2026
79466LAR5	SALESFORCE INC	4.65	3/15/2029	924,806	925,000	100.20	926,804	5,735	932,539	4.57	2.58	3/11/2026
3137HCKQ4	FHMS K519 AS	4.13	3/25/2029	1,044,309	1,044,309	99.81	1,042,283	373	1,042,657	4.24	2.61	4/9/2024
3137HCTM4	FHMS K521 AS	4.17	3/25/2029	1,020,749	1,020,749	99.75	1,018,156	736	1,018,893	4.30	2.63	5/8/2024
58769JBP1	MERCEDES-BENZ FIN NA	4.25	3/10/2029	424,830	425,000	99.31	422,046	2,559	424,605	4.51	2.65	3/5/2026
437076CW0	HOME DEPOT INC	4.90	4/15/2029	461,377	450,000	101.88	458,451	980	459,431	4.20	2.66	12/3/2025
89236TPQ2	TOYOTA MOTOR CREDIT CORP	4.05	3/13/2029	669,770	670,000	99.34	665,551	3,618	669,169	4.30	2.67	3/10/2026
482480AG5	KLA CORP	4.10	3/15/2029	415,238	415,000	99.49	412,863	2,174	415,037	4.29	2.67	11/13/2025
3137HDJW1	FHMS K523 AS	4.20	4/25/2029	1,047,995	1,047,995	99.95	1,047,418	761	1,048,180	4.25	2.68	6/18/2024
64972JUJ5	NYC TRANSITIONAL-I-2	4.62	5/1/2029	165,000	165,000	101.17	166,937	3,811	170,748	4.20	2.72	5/15/2025
665859AU8	NORTHERN TRUST CORP	3.15	5/3/2029	458,977	470,000	96.90	455,439	7,320	462,760	4.26	2.79	12/19/2025
3137HFF59	FHMS K527 A2	4.62	7/25/2029	718,149	710,000	101.01	717,157	2,732	719,889	4.21	2.90	8/13/2024
3137HBPF5	FHMS KJ49 A1	5.01	9/25/2030	701,696	701,710	101.82	714,481	2,928	717,409	4.32	2.90	2/22/2024
3137HDXL9	FHMS K526 A2	4.54	7/25/2029	940,722	935,000	100.73	941,854	3,540	945,393	4.23	2.91	8/7/2024
3137HH6C0	FHMS K529 A2	4.79	9/25/2029	638,671	630,000	101.44	639,097	2,515	641,612	4.26	3.02	10/8/2024
06051GHX0	BANK OF AMERICA CORP	2.88	10/22/2030	613,056	640,000	94.57	605,222	461	605,684	4.59	3.25	3/2/2026
3137HKPG3	FHMS K537 AS	4.17	1/25/2030	414,892	414,892	99.77	413,938	299	414,237	4.27	3.38	3/11/2025
00724PAD1	ADOBE INC	2.30	2/1/2030	787,391	840,000	92.26	774,942	4,830	779,772	4.57	3.51	2/5/2026
64972JUK2	NYC TRANSITIONAL-I-2	4.72	5/1/2030	170,000	170,000	101.59	172,703	4,011	176,714	4.28	3.54	5/15/2025
3136B4GL6	FNR 2019-13 CA	3.50	4/25/2049	681,363	716,704	95.97	687,814	2,090	689,904	4.57	3.66	1/18/2024
91282CGZ8	US TREASURY N/B	3.50	4/30/2030	490,936	500,000	98.23	491,155	48	491,203	3.98	3.69	6/2/2025
3137HMCK4	FHMS K545 A2	4.29	7/25/2030	469,426	470,000	99.98	469,901	1,680	471,582	4.26	3.75	7/29/2025
66989HAY4	NOVARTIS CAPITAL CORP	4.10	11/5/2030	533,552	535,000	98.69	527,997	10,724	538,721	4.42	3.99	11/3/2025
822905AN5	SHELL FINANCE US INC	4.13	11/6/2030	304,188	305,000	98.85	301,489	6,116	307,605	4.41	3.99	11/4/2025
30303MAB8	META PLATFORMS INC	4.20	11/15/2030	849,095	850,000	98.83	840,064	17,652	857,715	4.49	4.00	10/30/2025

Cusip	Name	Coupon	Maturity	Principal Cost	Current Face	USB Price - 4/30/2026	Principal Value	Accrued Income	Total Market Value	Yield To Worst	Eff. Duration	Purchase Date
89158TAA7	TOTALENERGI CAP USA LLC	4.25	1/13/2031	1,186,851	1,185,000	98.97	1,172,747	15,102	1,187,849	4.49	4.16	1/6/2026
02079KBK2	ALPHABET INC	4.10	2/15/2031	729,334	730,000	98.83	721,437	6,485	727,922	4.37	4.27	2/10/2026
05565EDH5	BMW US CAPITAL LLC	4.65	3/19/2031	599,484	600,000	99.43	596,592	3,255	599,847	4.78	4.30	3/16/2026
91282CKC4	US TREASURY N/B	4.25	2/28/2031	212,323	210,000	100.96	212,018	1,504	213,522	4.03	4.31	3/25/2026
023135DD5	AMAZON.COM INC	4.25	3/13/2031	619,042	620,000	99.02	613,930	3,513	617,444	4.47	4.33	3/10/2026
00287YEE5	ABBVIE INC	4.13	3/15/2031	364,901	365,000	98.41	359,207	2,384	361,591	4.49	4.34	2/24/2026
249672AA4	DEPOSITORY TRUST COMPANY	4.55	3/27/2031	249,794	250,000	100.10	250,260	2,022	252,282	4.53	4.34	3/23/2026
002824BS8	ABBOTT LABORATORIES	4.00	3/15/2031	599,155	600,000	98.14	588,822	3,467	592,289	4.43	4.35	2/23/2026
91282CKF7	US TREASURY N/B	4.13	3/31/2031	1,036,677	1,030,000	100.41	1,034,182	3,695	1,037,876	4.03	4.40	4/6/2026
23338VAM8	DTE ELECTRIC CO	2.63	3/1/2031	462,241	500,000	92.00	460,020	2,188	462,208	4.48	4.44	3/17/2026
	Total	3.84		61,616,981	62,129,041	99.37	61,702,135	423,106	62,125,241	4.25	2.18	

MONTHLY REPORT OF THE KANE COUNTY TREASURER
APRIL FY 2025 to APRIL FY 2026 COMPARISON

	BALANCE at 04/30/25	BALANCE at 04/30/26	DIFFERENCE	% DIFFERENCE
TOTAL COLLECTOR ACCOUNTS	$ 1,345,787	$ 946,888	$ (398,900)	-29.6%
TOTAL TREASURER ACCOUNTS	104,957,114	53,513,738	$ (51,443,376)	-49.0%
TOTAL BOND PROCEEDS ACCOUNTS	781,078	802,427	$ 21,349	2.7%
TOTAL DEMAND BALANCE	107,083,979	55,263,053	$ (51,820,926)	-48.4%
TOTAL INVESTMENT & MANAGED ASSET BALANCE	293,555,212	315,267,361	$ 21,712,149	7.4%
TOTAL DEMAND & INVESTMENT BALANCES	$ 400,639,192	$ 370,530,415	$ (30,108,777)	-7.52%

Monthly Report of the Kane County Treasurer

Comparison - April FY 2025 to April FY 2026

Fund Name	Description	Balance at 04/30/25	Balance at 04/30/26	Difference	% Difference
American Bank & Trust	Public Fund Checking	-	-	-	0.0%
American Eagle Bank	Small Business Account	-	-	-	0.0%
Associated Bank	Public Funds Analyzed ECR	-	-	-	0.0%
CIBC	Public Funds MM	2,302.40	-	(2,302)	-100.0%
St. Charles Bank	Government Checking	-	286.45	286	0.0%
Chase	Collector Disbursement	347,940.21	124,325.01	(223,615)	-64.3%
First American Bank	Checking Account	45.52	0.97	(45)	-97.9%
First Federal	Checking Account	100.00	100.00	-	0.0%
First Secure	Checking Account	-	-	-	0.0%
JP Morgan Chase	Premium Commercial MM	102,164.95	-	(102,165)	-100.0%
	Commercial Checking	424,057.26	667,216.11	(269,209)	-63.5%
	Electronic Payments	469,106.13	154,847.95	(469,101)	-100.0%
KCT Credit Union	Premium Member	38.48	5.25	(33)	-86.4%
Old Second Natl Bank	Checking Account	-	100.00	100	0.0%
Prairie Community Bank	Checking Account	2.20	0.58	(2)	-73.6%
Resource Bank	Public Funds NIB	30.19	5.43	(25)	-82.0%
TBK Bank	Public Funds MM	-	-	-	0.0%
TOTAL COLLECTOR ACCOUNTS		**1,345,787.34**	**946,887.75**	**(398,900)**	**-29.6%**
American Bank & Trust	General Fund MM	1,045,830.69	1,082,861.71	37,031	3.5%
Associated Bank	Public Funds MM Advantage	29,363.21	30,424.00	1,061	3.6%
CIBC	Public Funds Now MM	1,381.43	1,397.03	16	1.1%
St. Charles Bank	Business MM	8,380,592.79	1,666,489.25	(6,714,104)	-80.1%
Chase	General Fund MM	7,518,403.32	5,410,355.69	(2,108,048)	-28.0%
	Checking Account	906,324.02	1,357,304.32	450,980	49.8%
	Checking Account	220.69	116,228.77	116,008	52566.1%
	Wires Clearing Account	1.00	2.00	1	100.0%
	Longmeadow Tolls	12,501,240.63	-	(12,501,241)	-100.0%
Byline Bank	Public MMDA	67,888,439.13	37,514,994.34	(30,373,445)	-44.7%
Old National Bank	Public Super Ckg Interest	5,403,060.42	206,628.11	(5,196,432)	(1)
Subtotal		**103,674,857.33**	**47,386,685.22**	**(56,288,172)**	**-54.3%**
Transaction Accounts					
Chase	Unclaimed Funds	75,349.38	117,391.57	42,042	55.8%
Chase	Payroll	1,145,489.41	70,409.24	(1,075,080)	-93.9%
Chase	Accounts Payable Clearing	61,418.11	5,939,252.00	5,877,834	9570.2%
Subtotal Transaction Accounts		**1,282,256.90**	**6,127,052.81**	**4,844,796**	**377.8%**
TOTAL TREASURER ACCOUNTS		**104,957,114.23**	**53,513,738.03**	**(51,443,376)**	**-49.0%**
Chase Longmeadow Construction Fund	Premium Yield MM	4,227.44	-	(4,227)	-100.0%
Chase Multi Use Facility Bond	Premium Yield MM	776,850.40	802,427.32	25,577	3.3%
TOTAL BOND PROCEEDS ACCOUNTS		**781,077.84**	**802,427.32**	**21,349**	**2.7%**
TOTAL DEMAND BALANCE		**107,083,979.41**	**55,263,053.10**	**(51,820,926)**	**-48.4%**
Investments (2)		291,255,987.46	315,115,751.91	23,859,764	8.2%
The Illinois Funds Managed Asset Acct		2,217,740.71	73,961.29	(2,143,779)	-96.7%
Illinois Portfolio IIIT Class		74,604.23	77,648.27	3,044	4.1%
PFM Illinois Trust Managed (Short-Term Account)		6,879.90	-	(6,880)	-100.0%
TOTAL INVESTMENT & MANAGED ASSET BALANCE		**293,555,212.30**	**315,267,361.47**	**21,712,149**	**7.4%**
TOTAL DEMAND & INVESTMENT BALANCES		**400,639,191.71**	**370,530,414.57**	**(30,108,777)**	**-7.52%**

THE MONTHLY REPORT OF THE KANE COUNTY ILLINOIS TREASURER

FOR THE PERIOD ENDING, APRIL 30, 2025

FUND NAME	DESCRIPTION	ENDING BALANCE 04/30/25	INTEREST
American Bank & Trust	Public Fund Checking	-	-
American Eagle Bank	Small Business Account	-	-
Associated Bank	Public Funds Analyzed ECR Checking	-	-
CIBC	Public Funds MM	2,302.40	1.89
St. Charles Bank	Government Checking	-	-
Chase	Collector Disbursement	347,940.21	836.84
First American Bank	Public Funds	45.52	-
First Federal	Checking Account	100.00	-
First Secure	Checking Account	-	-
JP Morgan Chase	Premium Commercial MM	102,164.95	303.05
	Commercial Checking	424,057.26	628.63
	Electronic Payments	469,106.13	-
KCT Credit Union	Premium Member	38.48	-
Old Second Natl Bank	Checking Account	-	-
Prairie Community Bank	Checking Account	2.20	-
Resource Bank	Public Funds NIB	30.19	0.03
TBK Bank	Public Funds MM	-	-
TOTAL COLLECTOR ACCOUNTS		**1,345,787.34**	**1,770.44**
American Bank & Trust	General Fund MM	1,045,830.69	3,249.82
Associated Bank	Public Funds MM Advantage	29,363.21	96.22
CIBC	Public Funds Now MM	1,381.43	2.83
St. Charles Bank	Business MM	8,380,592.79	30,771.72
Chase	General Fund MM	7,518,403.32	6,086.02
	Checking Account	906,324.02	4,067.00
	Checking Account	220.69	220.69
	Wires Clearing Account	1.00	-
	Longmeadow Tolls	12,501,240.63	1,239.63
Byline Bank	Public MMDA	67,888,439.13	252,162.92
Old National Bank	Public Super Ckg Interest	5,403,060.42	29,786.76
Subtotal		**103,674,857.33**	**327,683.61**
Transaction Accounts			
Chase	Unclaimed Funds	75,349.38	224.10
Chase Outstanding Checks	Payroll	1,145,489.41	4,399.18
Chase Outstanding Checks	Accounts Payable Clearing	61,418.11	4,487.85
Subtotal Transaction Accounts		**1,282,256.90**	**9,111.13**
TOTAL TREASURER ACCOUNTS		**104,957,114.23**	**336,794.74**
Chase Longmeadow Construction Fund	Premium Yield MM	4,227.44	12.54
Chase Multi Use Facility Bond	Premium Yield MM	776,850.40	2,304.35
TOTAL BOND PROCEEDS ACCOUNTS		**781,077.84**	**2,316.89**
TOTAL DEMAND BALANCE		**107,083,979.41**	**340,882.07**
Investments (2)		291,255,987.46	1,045,090.44
The Illinois Funds Managed Asset Acct		2,217,740.71	14,006.95
Illinois Portfolio IIIT Class		74,604.23	264.40
PFM Illinois Trust Managed (Short-Term Account)		6,879.90	34.95
TOTAL INVESTMENT & MANAGED ASSET BALANCE		**293,555,212.30**	**1,059,396.74**
TOTAL DEMAND & INVESTMENT BALANCES		**400,639,191.71**	**1,400,278.81**

ACCOUNT ASSETS	ACTUAL-BOOK VALUE	CURRENT MARKET VALUE	4/30/2025 INTEREST EARNINGS REC'D IN CURRENT MONTH
FDIC Savings/Checking Accounts	104,455,935.17	104,455,935.17	330,000.50
Investments (2)	291,255,987.46	294,535,649.17	1,045,090.44
The Illinois Funds Managed Asset Acct	2,217,740.71	2,217,740.71	14,006.95
Illinois Portfolio, IIIT Class	74,604.23	74,604.23	264.40
PFM Illinois Trust Managed (Short-Term Account)	6,879.90	6,914.85	34.95
Subtotal Investments	**293,555,212.30**	**296,834,908.96**	**1,059,396.74**
GRAND TOTAL TREASURER	**398,011,147.47**	**401,290,844.13**	**1,389,397.24**
GRAND TOTAL COLLECTOR (Next Page)	1,345,787.34	1,345,787.34	1,770.44
GRAND TOTAL TRANSACTION (Next Page)	1,282,256.90	1,282,256.90	9,111.13
TOTAL DEMAND AND INVESTMENTS	**400,639,191.71**	**403,918,888.37**	**1,400,278.81**

	Actual Book Ending Balance 04/30/25	Current Market Value	Interest
Vectors	232,502,379.51	234,749,981.76	810,140.13
PFMAM (Core Account, Long-Term)	58,753,607.95	59,785,667.41	234,950.31
Total - Investments (2)	291,255,987.46	294,535,649.17	1,045,090.44
Total Treasurer Accounts (other page)	103,674,857.33		327,683.61
Total Bond Proceeds (other page)	781,077.84		2,316.89
FDIC Savings Checking Accounts (above)	104,455,935.17		330,000.50

Kane County Vectors Account
March 31st, 2026

vectors
asset
management llc

Investment Performance

March 31st, 2026

- During Q1 2026, interest rates rose as inflation fears spiked on surging oil prices from geopolitical unrest in the middle east due to operation Epic Fury. While rising yields caused bond prices to drop, high interest income acted as a buffer, resulting in a slightly positive total return for the quarter.
- In this environment during Q1, the portfolio generated +0.5% vs. the benchmark that generated +0.2% in total returns. Over the last year the portfolio has generated +4.7% in returns vs. the market benchmark at +4.0%.
- Looking over a longer time horizon, the portfolio is up +15.1% since inception on 4/30/2023, vs. the market benchmark up +12.5%
- **During 2025, the portfolio return earned Top Gun Status as it ranked in the top 10 returns among a national universe of managers for its historical performance.**

	Mar.	YTD	1 Year	2 Year	Since Inception 4/30/2023
Kane - Vectors	-0.7%	0.5%	4.7%	10.7%	15.1%
Benchmark	-0.8%	0.2%	4.0%	9.9%	12.5%

Inception date 4/30/2023, benchmark = ML 1-5 Gov/Credit A
Returns are gross of fees

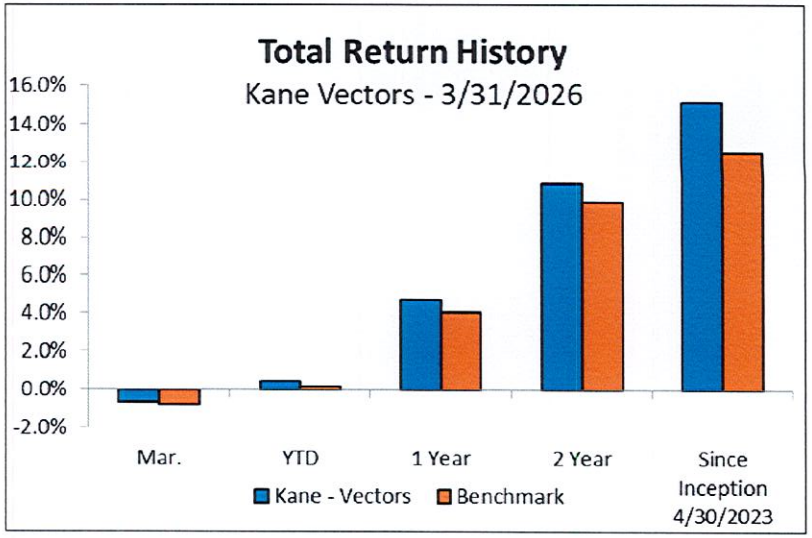

vectors asset management llc

Portfolio Characteristics

Portfolio Position – March 31st, 2026

- The portfolio currently yields 4.42% vs. the market benchmark which yields 3.95%. Helping the yield advantage is the longer duration of 3.29 years, vs. 2.49 for the market, as a positively sloped yield curve provides high income for longer maturities.
- During Q1, we incrementally extended the portfolio's duration by adding intermediate US Treasuries and GNMA Mortgage-Backed Securities.

Kane County - Vectors		3/31/2026		Sleeve Contributions		
Asset Type	Value	% Portfolio	Accrual	Yield	Duration	Maturity
Cash and Equivalents	$ 5,460,246	2.2%	$ 6,440	3.60%	0.10	-
US Treasuries	$ 130,671,692	51.6%	$ 823,568	3.87%	2.93	3.18
Corporate	$ -	0.0%	$ -	0.00%	-	-
US Government Agency	$ 4,461,989	1.8%	$ 14,000	3.80%	0.64	0.66
Municipal	$ 3,631,924	1.4%	$ 18,397	3.87%	0.30	0.31
MBS - Fixed	$ 109,099,319	43.1%	$ 473,536	5.17%	4.10	5.29
Total	$ 253,325,169	100.0%	$1,335,941	4.42%	3.29	3.94
Total Plus Accrual	$ 254,661,110					
ML 1-5Yr Gov/Cred				3.95%	2.49	2.69

vectors asset management llc

Portfolio Characteristics

Portfolio Position – March 31st, 2026

- During the quarter, we extended the portfolio to beyond 3.2 years in duration as we continue to lock in higher longer term yields. As we enter the second quarter of 2026, we feel that intermediate maturities have found their fair value levels and should be more stable. Longer term securities may still be vulnerable due to uncertainty around inflation and growing government debt issuance.
- To showcase the above, the portfolio's yield curve distribution includes more 3–7-year exposure than the benchmark as we cater to those intermediate term securities.
- The strategy continues to maintain a significant allocation of GNMA Mortgage-Backed securities that provide an additional 1% in income relative to Treasuries, and more than corporates, with no added credit risk.

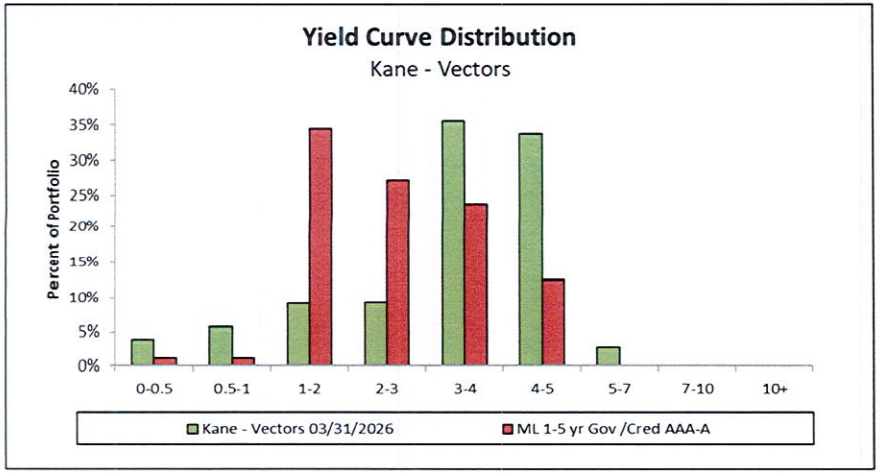

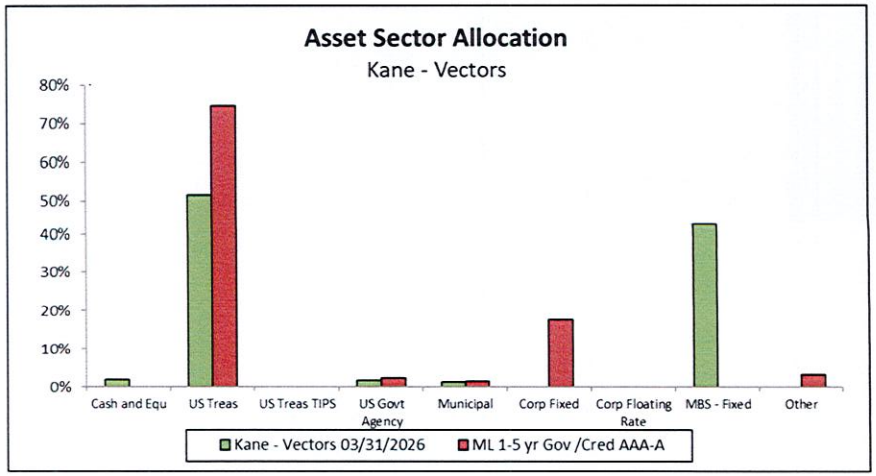

vectors asset management llc

WIREPOINTS

-- CONNECTING THE DOTS BETWEEN OUR ECONOMY, GOVERNMENT AND BUSINESS --

-- CONNECTING THE DOTS BETWEEN OUR ECONOMY, GOVERNMENT AND BUSINESS --

Cook County liable for property tax sale violations, judge rules – Chicago Sun-Times

Source: Sun-Times

May 12, 2026 9 Comments

U.S. District Judge Matthew Kennelly wrote in his decision Monday that the county was "deliberately indifferent to the need to address the ... violations that occurred from property tax sales." Since 2020, nearly 2,500 homeowners not only lost their properties but also the surplus equity in those homes after their delinquent property taxes were sold.

Impact on Kane?

Read the Article

Unrecognized Potential Liability not recorded on County Books?

Subscribe

Join the discussion

{} [+]

Sign me up for the Wirepoints newsletter.

WIREPOINTS

-- CONNECTING THE DOTS BETWEEN OUR ECONOMY, GOVERNMENT AND BUSINESS --

-- CONNECTING THE DOTS BETWEEN OUR ECONOMY, GOVERNMENT AND BUSINESS --

Cook County must pay for taking homes over unpaid property tax: Judge – Legal Newsline

May 13, 2026 3 Comments

Source: Legal Newsline

4 years ago filed

The lawsuit against Cook County was filed in 2022 in Chicago federal court. A separate action has been lodged against a group of other county governments, including Illinois' second and third largest counties, DuPage and Lake counties. And yet another lawsuit is pending in federal court in southern Illinois. The cases all center on one common accusation: That Illinois and its county governments have all but illegally ignored a recent landmark U.S. Supreme Court decision and continued to seize homes over unpaid property taxes.

Kane?

Read the Article

Subscribe

3

n the discussion

WIREPOINTS

-- CONNECTING THE DOTS BETWEEN OUR ECONOMY, GOVERNMENT AND BUSINESS --

-- CONNECTING THE DOTS BETWEEN OUR ECONOMY, GOVERNMENT AND BUSINESS --

Months After Late Property Tax Bills, Thousands in Cook County Are Still Waiting – Illinois Answers Project

:Source

April 27, 2026 One Comment

At the same time, officials say they're working through a backlog of roughly 91,000 tax refunds totaling some $200 million in overpayments that still need to be returned.

Read the Article

It's Not So Easy. (Cook County Treasurer Maria Pappas is Smart and Strong, but look what can happen.)

Subscribe

Join the discussion

B I U S {} [+]

;n me up for the Wirepoints newsletter.

1 COMMENT

Newest

WIREPOINTS

-- CONNECTING THE DOTS BETWEEN OUR ECONOMY, GOVERNMENT AND BUSINESS --

-- CONNECTING THE DOTS BETWEEN OUR ECONOMY, GOVERNMENT AND BUSINESS --

Cook County likely on the hook after tax sale ruling – The Bond Buyer : Source

May 17, 2026 2 Comments

On average, 220 homeowners lose their homes to the county's tax sales every year, entitling them to an average estimated compensation of $70,000 each, = $15,400,000./yr. accumulating!

Read the Article

(Important) Rather than conducting a discussion through proxies regarding a critique of aesthetics on our well-received "new and improved" property tax bill ... the Kane County Board ought to prioritize solving this huge issue that could cost you and taxpayers millions of dollars. I have done my Treasurer duty by warning you for over a year.

Subscribe

Join the discussion

B I U S {} [+]

Sign me up for the Wirepoints newsletter.

2 COMMENTS Newest

Property tax mess still bedevils Cook County

4-21-26

Months after late bills, thousands still waiting with no resolution in sight

By A.D. Quig and Alex Nitkin
CHICAGO TRIBUNE Source

This story is a collaboration between the Illinois Answers Project and the Chicago Tribune.

Property tax bills arrived months late for hundreds of thousands of Cook County homeowners last year, causing headaches and confusion for property owners and the local governments they fund.

Five months later, thousands are still waiting for bills and tens of thousands are waiting for refunds, the latest development in the technology upgrade debacle that has roiled the county's tax system for more than four years with no clear end in sight.

"I don't know what happened — I just never got the bill," said Melvin Brooks, a 72-year-old retired pastor.

Brooks said he called the Cook County treasurer's office to ask why he never learned what he owes on his home in west suburban Bellwood.

He worries he'll get a double bill all at once, a whopping unplanned cost for the home where his children and grandchildren now live, he said.

"I tried online, but I can't get through," Brooks said. "There's some kind of glitch or something."

The "glitch" is actually dozens

See TAXES on Page A8

TAXES

from Page A1

what can happen.

of issues that have bedeviled county officials and the technology contractor, Tyler Technologies. As of last week, nearly 2,900 second installment bills that were supposed to go out last November were still unsent — including the bungalow Brooks has owned since 1982. Another 8,560 first installment bills from this spring were also in limbo until Friday, when 3,897 were mailed.

That could mean a subset of taxpayers get three property tax bills in rapid succession this year: ones that should have been due last December, this April, and the next round slated for the late summer or early fall.

At the same time, officials say they're working through a backlog of roughly 91,000 tax refunds totaling some $200 million in overpayments that still need to be returned.

It's the latest black eye for the county in the property tax mess that has set off a yearslong circular blame game among elected officials over who should be held accountable. Tyler's multimillion-dollar upgrade of the county's property tax systems has hit countless roadblocks and blown multiple deadlines since it kicked off more than a decade ago.

When complete, it promises to streamline operations across the county's property tax offices by converting 20 years of data from disparate systems and finally retire the county's aging mainframe computers.

In addition to the other problems, taxing districts like schools and libraries have struggled to understand how much property tax revenue they can count on.

"We're doing the best we can with a bad vendor," said Cook County Treasurer Maria Pappas, Tyler's chief critic, adding that the company's lack of urgency to fix ongoing issues amounts to "technical incompetence and insanity."

Extra requirements and functionality requests are a given with a project as large as Cook County's conversion, a Tyler Technologies spokesperson said in an email, adding the company always responded quickly with fixes.

Pappas is barred from engaging with Tyler officials working on the project after its CEO said she subjected workers to months of verbal abuse and threats to officials' reputations. Pappas didn't dispute using harsh language and said she was trying to hold the company to task on taxpayers' behalf. Tyler said her ongoing criticism has detracted from finding solutions when new problems emerge.

In November, 8,560 bills were excluded when the county mailed out second installment bills for all of the county's more than 1.8 million parcels. It wasn't until March that a first batch of those, about 4,200 bills, went out. Another 1,000 or so were mailed at the start of April, and just under 500 more were sent April 17, per the treasurer's office.

Officials could not estimate the total amount of taxes due in the unsent bills. But the more than 2,800 properties that had not received bills as of last week totaled nearly $1.14 billion in taxable market value, according to the latest figures from the Cook County assessor's office.

Cook County Board President Toni Preckwinkle downplayed the issue, noting at a mid-April media availability that the bills represent a "relatively small fraction" of the county's tax base. The unresolved ones will "be out as soon as we can get them out."

No taxpayers will be assessed late fees or penalties if they pay their bill within 30 days of receiving it, Pappas said.

"All remaining PINS are being processed in collaboration with the treasurer's office," Tyler's spokesperson said in an email, referring to the property index numbers associated with each parcel and property tax bill.

Records requested by Illinois Answers Project and the Tribune noted thousands of properties across the county with unsent bills — each accompanied with an associated "reason" for the issue.

"PAY Message AMT MIS" was listed as the reason for more than a thousand unsent bills. That refers to a mismatch between the county's old mainframe and the portion of the bill that lists what the property owner paid for its first installment, a treasurer's office official said. Either the number was incorrect, or that payment wasn't factored into the due balance for the second installment.

If a full year's charge was $2,500, for example, and a homeowner paid $1,000 for the first installment, the bill under the new system might have incorrectly recorded the payment as $980. So the owner was — on paper — on the hook for $1,520 instead of the accurate remaining amount of $1,500.

About another 800 defective bills were blamed on "1597 Missed Payments from Logan email on 11/ 3," referring to a database administrator in the treasurer's office. That defect involves payments that were not properly factored into final calculations during a system blackout that occurred while switching to the new Tyler platform, officials said. Nearly 300 bills simply listed the reason for the mistake as "unknown."

"Those notations amount to identifying possible explanations for a defect and a possible pathway to resolution," treasurer's office spokesman Michael Puccinelli said in an email. "We say 'possible' because in a proprietary system it's impossible for CCTO employees to know exactly which proposed solutions will work to eliminate defects in Tyler's system."

The list of outstanding bills provided on April 14 held Tyler responsible for about 2,700 of them, with the treasurer's office on the hook for about 600.

Affected properties appear scattered across the county and by type of parcel. They included more than 2,600 residential buildings, 67 apartment buildings and 380 commercial properties. Just over half were located in Chicago, with the rest spread across 121 suburbs.

Sheila Sales, 82, has been calling the treasurer's office every few weeks since last fall to ask when she'll receive her bill.

> *"I spend an hour on the phone, and then they just tell me there's something wrong with the computer and they don't know what's going on. I need my bill. I don't want them to give me a big 2- or 3-year bill where I can't hardly pay for it."*
>
> SHEILA SALES, homeowner in Chicago's Washington Heights neighborhood

"I spend an hour on the phone, and then they just tell me there's something wrong with the computer and they don't know what's going on," said Sales, who said she never encountered a similar issue in the 40-plus years she's owned her home in Chicago's Washington Heights neighborhood.

"I need my bill," Sales said. "I don't want them to give me a big 2- or 3-year bill where I can't hardly pay for it."

South and West Side homeowners are already reeling from sharply higher property charges when last year's round of bills came out.

Brooks is similarly worried for the security of his kids and grandkids in his Bellwood home. The area has been experiencing gentrification pressures, he said.

"If anything were to happen, it would fall on me," Brooks said. "I would be concerned about it for anybody who this shoe is fitting ... if you can't pay it, your house will go on the auction block."

TAXING BODIES OUT OF THE LOOP ON REVENUES

Meanwhile, smaller taxing bodies stung by late property tax distributions after fall bills were paid are still in the dark about how much money they should expect, when it might drop and how to account for it.

Su Reynders, executive director of the Mount Prospect Public Library, told her board earlier this month that the library received $4.6 million from the 2024 tax year. Unfortunately, it landed during the library's 2026 fiscal year and was still about $670,000 short of what they expected.

Trust in the county is low after months of complaints about communications and explanations for delays. Some districts were overpaid or underpaid last year, a problem that wasn't apparent to county officials until the Tribune asked about it.

The irregular flow of cash will distort their financial reports and could deepen mistrust that the county has adequate guardrails to properly account for where taxpayers' money is ending up.

Reynders and Amy Franco from the Hillside Public Library have been surveying other libraries in recent months and learned several are still waiting for 2024 tax year distributions. The 16 districts Franco recently surveyed estimate they are still missing a combined $4.2 million from the 2024 tax year.

While districts receive emails when new money is deposited, it's difficult for those leaders to confirm how much they are still owed because the county's extranet for all of its taxing agencies is not working, either. The extranet helps leaders track how much property tax revenue has been collected, which tax year the money comes from and which sub-funds — for things like building maintenance, workers' compensation, paying back bonds, pensions or insurance — those payments belong to.

A treasurer's office official said earlier this month their priority was getting money out the door before making the extranet fully functional and that they "continue to work through defects with that distribution data."

Tyler's spokesperson said the sub-fund breakout was a recent request and was a new requirement, "not an issue with the software. We responded quickly to this request and have provided the information to them for validation."

One of the problems, the treasurer's office said, is that Tyler cannot say how much money should be distributed to each sub-fund. Without full accounting, required financial statements, annual audits, budget tracking and forecasting are thrown off and libraries risk spending money that's supposed to be dedicated to pensions on building maintenance, Franco said.

For Reynders, that outstanding $670,000 is key to making the math work on an ongoing renovation that will drain the library's capital reserves. She said it's been nearly 21 years since her library was renovated. "I've been careful and fiscally responsible planning for this, but if the money doesn't come, then what?"

"My No. 1 question right now is, where is the remainder of the tax year '24 payments? Is it sitting in an account and they're trying to figure out how to distribute it? Or is that money gone and they don't know how to rectify? Does the money exist?" Reynders said. "I will not let this go. I am absolutely [illegible]

"You get a batch of 300 refunds, and 60% of them are wrong, so they have to go back," Pappas said in an interview Thursday. "So it goes back and forth and back and forth."

Duplicate and overpayment refunds need to be split into the original tax, the penalty calculation, and interest. Some of those refunds are attributed to the wrong tax year, too.

The problem stems from "data details that were not provided to us" before the system blackout, Tyler's spokesperson said. The data is now in Pappas' hands for testing and validation, they said.

Glenn Guttman, a property tax attorney whose business runs on receiving a percentage of successful property tax appeal refunds, said industry colleagues considered taking the treasurer to court but ultimately decided against it. No matter what a judge ruled, the treasurer's office simply can't cut the check.

"We can't chase anything down. Everything is done from our end, a lot of people are waiting for these refund checks. There's nothing we can do to implore the treasurer to write a check."

While he understands there are few whose hearts would bleed for appeals attorneys, he notes behind every stalled refund is a person or a business who likely needs that money to get by.

Various county offices "always say one or two months," Guttman said. "April was the first time we had — in one year — any refund come through from the treasurer's office."

Quig is a reporter for the Chicago Tribune. Nitkin is a reporter for the Illinois Answers Project.

MORE FOR NEWSPAPER SUBSCRIBERS

Already getting the Tribune in print? Your subscription comes with Unlimited Digital Access to chicagotribune.com and the eNewspaper. Activate your account: chicagotribune.com/activate

WIREPOINTS

-- CONNECTING THE DOTS BETWEEN OUR ECONOMY, GOVERNMENT AND BUSINESS --

-- CONNECTING THE DOTS BETWEEN OUR ECONOMY, GOVERNMENT AND BUSINESS --

Chicago home prices rising at 5 times the speed of the nation's – Crain's : Source

April 29, 2026 6 Comments



Chicago's home prices grew at more than five times the pace of the nation's in February, according to today's report from the S&P Cotality Case-Shiller Indices. Home prices here were up 5.04% in February, the index reports, compared with growth of 0.7% nationwide.

6

Read the Article

Affordability (Ability to Pay Property Taxes)

WIREPOINTS

-- CONNECTING THE DOTS BETWEEN OUR ECONOMY, GOVERNMENT AND BUSINESS --

-- CONNECTING THE DOTS BETWEEN OUR ECONOMY, GOVERNMENT AND BUSINESS --

Opinion: The case for a California-style property tax overhaul here in Illinois – Crain's : source

April 28, 2026 5 Comments

Nico Tsatsoulis the Libertarian candidate for Cook County Assessor: "The solution is clear: Illinois must adopt a model based on California's Proposition 13. This policy caps property taxes on residential and commercial properties at 1% of the purchase price and limits reassessments until a property is sold. Since its adoption in 1978, it has provided the stability that families and businesses need to thrive."

Read the Article

Subscribe

5 Join the discussion

{} [+]

Sign me up for the Wirepoints newsletter.

Supplemental "Contextual" Economic Data

- Leading Indicators for Interest Rates
- Factors Affecting Tax Base
- Potential for Grants (Success/Failure)

Please don't confuse a "Compiler" with "Sources" from which information is merely gathered, not authored.

US Treasury Actives Curve | Custom Curve | Actions | Chart | Export | Settings | Graph Curves

X-Axis Tenor Y-Axis Ask YTM Currency None PCS BGN

Specific 01/01/26 05/04/26 Relative Last 1D 1W Modify « Curves & Relative Value

Values and Members Values Members Constituents

	Tenor	I25 Ask YTM US Treasury Actives Curve 05/04/26	I25 Ask YTM US Treasury Actives Curve 01/01/26	I25 Ask YTM (Change) 05/04/26-01/01/26
11)	1M	3.656	3.529	12.7
12)	2M	3.679	3.587	9.2
13)	3M	3.663	3.626	3.7
14)	6M	3.702	3.602	10.1
15)	1Y	3.720	3.470	25.0
16)	2Y	3.923	3.473	45.0
17)	3Y	3.945	3.539	40.6
18)	5Y	4.053	3.725	32.8
19)	7Y	4.230	3.939	29.1
20)	10Y	4.408	4.167	24.1
21)	20Y	4.985	4.793	19.2
22)	30Y	4.991	4.844	14.7

Source: Stifel a/o 5-4-26

Contribution to GDP Growth by Category *(QoQ, SAAR)*

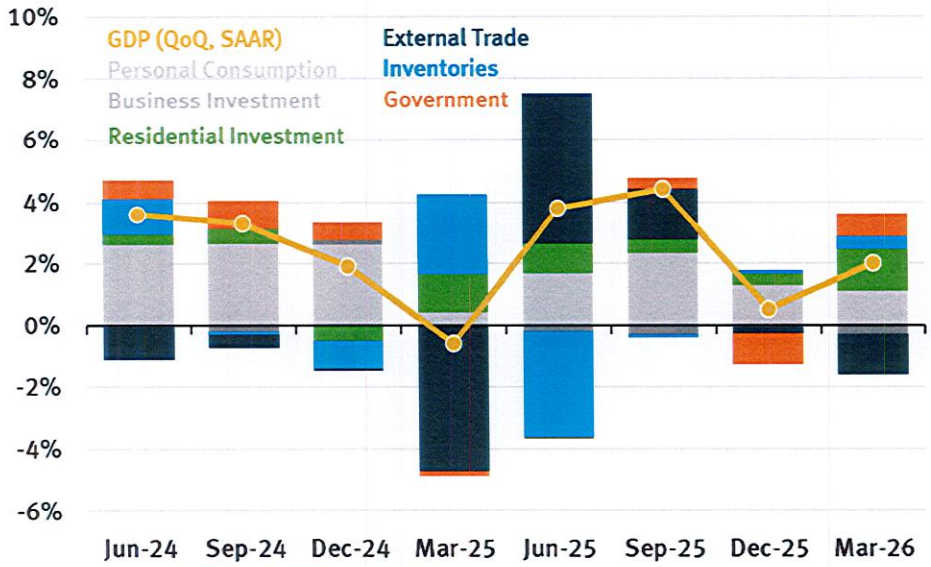

Sources: BEA, Bloomberg Finance L.P., Stifel

Real Final Sales to Domestic Purchasers

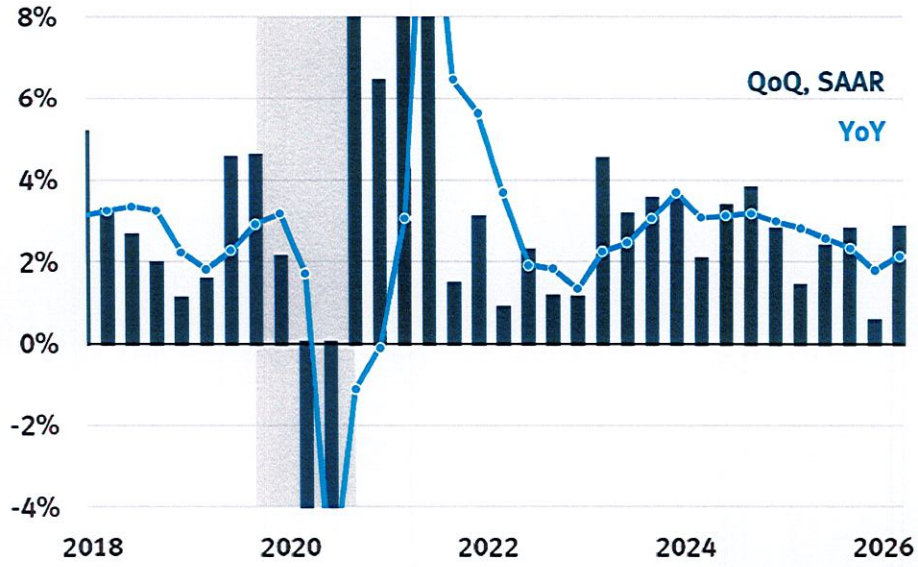

STIFEL | Fixed Income Capital Markets

Affordability??

Source: Wallet Hub.
17% for Median Household Income
+
Federal

ILLINOIS COMBINED STATE, LOCAL TAX RATE TOPS THE COUNTRY

by **Brennan Park** MAY 13, 2026

The amount of state and local taxes paid here also is near the nation's highest.

Illinoisans continue to pay the highest combined state and local tax rate in the country, according to WalletHub.

Effective state and local tax rates totaled almost 17% for a median Illinois household last year, compared with the national average of just over 11.02% and higher than No. 2 New York, at 14.95%.

Illinois 54% more than nat'l average.

The median amount of state and local taxes for an Illinois household was $12,538 last year, fourth-highest in the country. The national median was around $8,949. (These amounts use a different household measurement.)

Illinois' burden is driven by property, sales and excise taxes that exceed national averages and those in neighboring states.

Property taxes are especially high, with an effective rate of 1.92% of the value of a typical home, more than double the national median of 0.89%.

Sales taxes are also elevated in Illinois, with a 6.25% state rate and a nearly 9% combined state and local rate on average.

High taxes were a top-two issue for 58.1% of likely Illinois voters in a recent poll. State residents aren't waiting for lawmakers to hear their concerns — almost all of the nearly 83,000 who left Illinois in 2024 went to states with lower taxes.

ILLINOIS POLICY

In Iowa, the neighboring state with the next-highest combined state and local tax rate, the annual tax total for median household is over $3,841 less than in Illinois. Indiana and Wisconsin also impose significantly lower combined burdens.

Illinois needs to reduce its tax burden to encourage more people and businesses to stay or move here. That cannot happen without improving fiscal responsibility. Lawmakers should consider reforms such as:

- Enacting a spending cap to ensure the state's budget grows responsibly.
- Rightsizing agency spending by eliminating waste and returning costs to sustainable levels.
- Reforming pensions to prevent retirement obligations from crowding out necessary services and driving up taxes.

Topics on this page

ILLINOIS **FISCAL POLICY** **GOVERNOR OF ILLINOIS** **PROPERTY TAX** **SALES TAX**

MORE

WIREPOINTS

-- CONNECTING THE DOTS BETWEEN OUR ECONOMY, GOVERNMENT AND BUSINESS --

-- CONNECTING THE DOTS BETWEEN OUR ECONOMY, GOVERNMENT AND BUSINESS --

Illinois gas prices remain among nation's highest as another tax hike nears – Axios

May 11, 2026 5 Comments

Source: Axios

Governors in neighboring states, including Indiana and Kentucky, have recently suspended gas taxes to offer drivers temporary relief. Illinois isn't following suit — at least not yet. Gov. JB Pritzker appears focused on passing his proposed budget before the legislative session ends this month.

Affordability?

Read the Article

Plus ... Kane County (3rd highest in State) starts a 60% county gas tax increase July 1 ... which was "diverted" to General Fund. (Passed by 1 votes out of 24 + Chairman "yes" votes, 2 Members drive E.V.'s)

Subscribe

Join the discussion

B I U S {} [+]

Sign me up for the Wirepoints newsletter.

5 COMMENTS Newest

WIREPOINTS

-- CONNECTING THE DOTS BETWEEN OUR ECONOMY, GOVERNMENT AND BUSINESS --

-- CONNECTING THE DOTS BETWEEN OUR ECONOMY, GOVERNMENT AND BUSINESS --

Illinoisans flock to Indiana for cheaper gas prices – CBS2 (Chicago)

May 12, 2026 5 Comments

Source : CBS2 Chicago

Last week, Indiana's governor announced the suspension of the state's gasoline excise tax, which is 36 cents a gallon. On top of that, he also extended the usage tax suspension for another 30 days, which is 23 cents for the month of May. Between those two suspensions, Hoosiers will save nearly 60 cents per gallon at the pump this month, about a 12.4 percent discount per fill-up. The suspension is expected to cost the state of Indiana at least $100 million in tax revenue.

Lose Sale of Gas, plus all taxes on that gas.

Read the Article

60¢ per gallon (12% discount)

Affordability ?

Subscribe

Join the discussion

5

{} [+]

Sign me up for the Wirepoints newsletter.

WIREPOINTS

-- CONNECTING THE DOTS BETWEEN OUR ECONOMY, GOVERNMENT AND BUSINESS --

-- CONNECTING THE DOTS BETWEEN OUR ECONOMY, GOVERNMENT AND BUSINESS --

Editorial: A self-inflicted energy crisis is brewing in northern Illinois thanks to Springfield – Chicago Tribune/Yahoo

Source

April 27, 2026 5 Comments

"Here's the reality increasingly emerging from CEJA's ill-conceived targeting of gas-fired peakers: Carbon-emitting plants the law slates for near-term mothballing instead are remaining open for nearly two more decades. Meanwhile, Chicago-area power-delivery customers of Commonwealth Edison by and large soon won't be benefiting any longer from the juice they generate. Instead, that electricity will support growing needs outside of Chicagoland, perhaps even from new data centers."

Read the Article

12% ComEd Increase beginning July 1 announced on 5-15-26

Affordability

Subscribe

5

Join the discussion

B I U S {} [+]

WIREPOINTS

-- CONNECTING THE DOTS BETWEEN OUR ECONOMY, GOVERNMENT AND BUSINESS --

-- CONNECTING THE DOTS BETWEEN OUR ECONOMY, GOVERNMENT AND BUSINESS --

A $10 million investment to reduce chronic absenteeism in Chicago schools: 40% chronically absent – Chicago Sun-Times

Source: Sun-Times

May 10, 2026 20 Comments

More than 40 percent of Chicago Public Schools students were chronically absent during the 2024–2025 academic year — missing at least 10 percent of school days. For about 130,000 young people, that adds up to nearly a month of lost learning

Read the Article

Education (Future Tax Base) Jobs.

Subscribe

20 Join the discussion

{} [+]

Sign me up for the Wirepoints newsletter.

WIREPOINTS

-- CONNECTING THE DOTS BETWEEN OUR ECONOMY, GOVERNMENT AND BUSINESS --

-- CONNECTING THE DOTS BETWEEN OUR ECONOMY, GOVERNMENT AND BUSINESS --

Editorial: State trying to put bright face on dark educational problem – Champaign News-Gazette

Source: Champaign News-Gazette.

May 10, 2026 4 Comments

"Statewide statistics show that 20 percent of K-12 public school students fall under the category of 'chronically absent.' That means they miss 10 percent of the school year — 17.5 days of a 175-school year. ... Attendance is ground zero in the quest to see that all students have a shot at a good education."

Read the Article

Education (Future Tax payers Tax Base) Jobs.

Subscribe

Join the discussion

4

{} [+]

ign me up for the Wirepoints newsletter.

WIREPOINTS

-- CONNECTING THE DOTS BETWEEN OUR ECONOMY, GOVERNMENT AND BUSINESS --

Tax Base
Willingness to Pay.

-- CONNECTING THE DOTS BETWEEN OUR ECONOMY, GOVERNMENT AND BUSINESS --

Attorney General says he 'intentionally avoided politicizing' the Swedish Hospital shooting. Other officials just went silent. – CWB Chicago : Source

May 3, 2026 4 Comments

State Sen. Elgie Sims has publicly pushed back on calls to revisit the SAFE-T Act, describing the killing of Officer Bartholomew and the wounding of his partner as "one-offs." His social media posts since the shooting have ranged from a missing person bulletin to criticism of Walgreens for closing its store at 8628 South Cottage Grove Avenue, which the company says it shut down due to theft and violent incidents running above company averages.

Editorial: Slain Chicago police officer would still be alive but for our broken system of enforcing arrest warrants – Chicago Tribune* : Source

April 28, 2026 One Comment

"For Chicago, the shocking crimes are noteworthy contributors to its tattered national reputation — fair or not — for being unsafe and for criminal-justice policies perceived as being concerned more with the rights of those accused than the interests of those victimized."

WIREPOINTS

-- CONNECTING THE DOTS BETWEEN OUR ECONOMY, GOVERNMENT AND BUSINESS --

-- CONNECTING THE DOTS BETWEEN OUR ECONOMY, GOVERNMENT AND BUSINESS --

DHS scorches Pritzker's 'sanctuary' state after child rapist on ICE detainer released in Chicago – FOX News

: Source

Is this "NOT True"? Outrageous

May 4, 2026 2 Comments

ICE officers went to Chicago and arrested Guatemalan national Erik Giovanni-Quiroa, who had been released from jail after his ICE detainer was ignored following a conviction for aggravated sexual abuse of a five-year-old child. Giovanni-Quiroa, who also had a 2011 firearm-battery conviction, was given a three-year sentence on the pedophilia charge.

?

CTA bus driver kidnapped at knifepoint on NW Side, escaped on Near North Side – ABC7 (Chicago)

Source: ABC 7

May 13, 2026 3 Comments

A male suspect was on a CTA bus just before 2:40 a.m.when he pulled out a knife and demanded the 57-year-old female driver not stop the bus, Chicago police said. The bus operator tripped a silent alarm, the CTA said.

WIREPOINTS

-- CONNECTING THE DOTS BETWEEN OUR ECONOMY, GOVERNMENT AND BUSINESS --

-- CONNECTING THE DOTS BETWEEN OUR ECONOMY, GOVERNMENT AND BUSINESS --

4 people killed, 11 others injured in Chicago weekend shootings – CBS2 (Chicago)

Source

April 27, 2026 No Comments

The ages of the victims range from 16 to 57. Among those shot were two Chicago police officers, one of whom died.

5/4/26 2 Dead 6 Wounded Ages 16-58

5/11/26 3 Dead 15 Wounded Ages 17-79

Read the Article

Safety

Subscribe

Be the First to Comment!

B I U S {} [+]

;n me up for the Wirepoints newsletter.

0 COMMENTS

WIREPOINTS

-- CONNECTING THE DOTS BETWEEN OUR ECONOMY, GOVERNMENT AND BUSINESS --

-- CONNECTING THE DOTS BETWEEN OUR ECONOMY, GOVERNMENT AND BUSINESS --

Parents of Loyola student shot dead in Chicago vow to "get justice" as suspect pleads not guilty – CBS2 (Chicago) : Source

April 29, 2026 One Comment

Venezuelan migrant Jose Medina, 25, is charged with first-degree murder and other lesser charges for the shooting that killed Sheridan Gorman on a Rogers Park pier March 19. Gorman's father said, "She is gone because systems that are supposed to protect the public did not do their job." Medina's attorney said he was bused to Chicago from Texas by Gov. Greg Abbot, and has been in the U.S. with his mother on asylum.

Gunman shoots at Whitney Young HS principal, another driver in Washington Heights – ABC7 (Chicago) : Source

April 20, 2026 No Comments

Dozens of shots from an automatic weapon rained down on Rickey Harris' white car as he drove down Throop from 95th Street (with video).

Join the discussion

B I U S {} [+]

WIREPOINTS

-- CONNECTING THE DOTS BETWEEN OUR ECONOMY, GOVERNMENT AND BUSINESS --

-- CONNECTING THE DOTS BETWEEN OUR ECONOMY, GOVERNMENT AND BUSINESS --

Safety

16-year-old charged with murder had been arrested three times for guns, prosecutors say – CWB Chicago : Source

April 22, 2026 3 Comments

At the time of the killing, Ayden Reynolds was serving probation for a prior aggravated assault charge, at which time officers recovered a handgun equipped with a switch that allowed it to fire automatically, like a machine gun, and an extended magazine. None of his seven other arrests resulted in jail time.

7-time felon escaped from electronic monitoring, killed a Chicago police officer, and gravely wounded a second cop – CWB Chicago : Source

April 27, 2026 3 Comments

Alphanso Talley, 26, is the fifth person accused of killing or trying to kill someone in Chicago this year while on felony pretrial release. Since CWB Chicago began tracking such data in 2020, people on pretrial release have been charged with murdering two Chicago police officers, one Chicago firefighter, and trying to murder 30 Chicago cops.

WIREPOINTS

-- CONNECTING THE DOTS BETWEEN OUR ECONOMY, GOVERNMENT AND BUSINESS --

-- CONNECTING THE DOTS BETWEEN OUR ECONOMY, GOVERNMENT AND BUSINESS --

CPS students and teachers mark civic day of action as thousands march in solidarity with workers – WBEZ (Chicago)

May 1, 2026 2 Comments

Buses took students to a rally at Operation PUSH on the South Side and other community-based events, while others transported students to an afternoon rally in Union Park that marched to Daley Plaza. Ultimately, 40 field trips were approved, allowing 2,200 students to participate in off-campus activities.

Read the Article

This copy is for your personal, non-commercial use only. Distribution and use of this material are governed by our Subscriber Agreement and by copyright law. For non-personal use or to order multiple copies, please contact Dow Jones Reprints at 1-800-843-0008 or visit www.djreprints.com.

https://www.wsj.com/opinion/chicago-students-get-a-ferris-bueller-day-off-4ee220a5

OPINION LETTERS Follow

Chicago Students Get a Ferris Bueller Day Off

Thanks to the Chicago Teachers Union, teachers and students ditched school to attend labor rallies.

May 8, 2026 10:56 am ET

Source: Wall Street Journal

Education.

Chicago Teachers Union Local 1 Pres. Stacy Davis Gates speaks during a rally in Chicago, May 1, 2025.
BARRY BRECHEISEN/GETTY IMAGES

Your editorial "Making Public Unions More Accountable" (May 5) shows that many states make it easy for public employee unions to use taxpayer resources to advance their political agendas. That dynamic was on display last week when Chicago Public Schools caved to Mayor Brandon Johnson and the Chicago Teachers Union, allowing teachers and students to ditch school to attend socialist-backed labor rallies.

There's never a good excuse for taxpayer-funded field trips to one-sided political rallies. In Chicago, where so many students are already missing school, it's particularly indefensible. Roughly a quarter of Chicago high-

school students missed more than a month of school in the 2023-24 school year, and chronic absenteeism has persisted. Graduation rates, meanwhile, continue to rise—even as dozens of the city's schools have failed to educate a single student to grade-level proficiency, according to the watchdog group Wirepoints.

In a district struggling to get students into classrooms and remedy pandemic learning losses, this is an egregious use of time—and a broader window into adults' priorities. The union's own messaging reflects these misplaced priorities. Roughly one-fifth of the CTU's 300-plus posts on X so far this year have discussed Donald Trump or Immigration and Customs Enforcement. Notably absent are posts seriously discussing student achievement.

Chicago's most famous class-cutter, Ferris Bueller, had to fool Principal Ed Rooney to skip school. No longer. Today, too many adults are in on the act, diverting school time to their own priorities.

It wasn't always this way. There was a time when reform-minded Democrats like Rahm Emanuel and Arne Duncan fought to expand instructional time and make student learning a priority. Mr. Emanuel now says America has "lost the plot" and urges Democrats to pursue fundamental education reform, while Mr. Duncan calls his party "adrift."

One wonders whether any other Democrats are listening—Bueller? Bueller?

Michael T. Hartney

Fellow, Hoover Institution

Palo Alto, Calif.

Appeared in the May 9, 2026, print edition as 'Chicago Students Get a Ferris Bueller Day Off'.

Further Reading

WIREPOINTS

-- CONNECTING THE DOTS BETWEEN OUR ECONOMY, GOVERNMENT AND BUSINESS --

-- CONNECTING THE DOTS BETWEEN OUR ECONOMY, GOVERNMENT AND BUSINESS --

Shoplifting surged 187% at South Side Walgreens before closure announcement, city data shows – CWB Chicago

May 11, 2026 8 Comments

Source: CWB Chicago

Store representatives said the store loses 16 percent of its inventory to theft, four times the company's average. Walgreens hired security guards at a cost of $400,000 per year and locked up its most frequently stolen merchandise, but executives said those measures failed to stop the losses.

Read the Article

Law Enforcement

Subscribe

Join the discussion

8

{} [+]

ıgn me up for the Wirepoints newsletter.

WIREPOINTS

-- CONNECTING THE DOTS BETWEEN OUR ECONOMY, GOVERNMENT AND BUSINESS --

-- CONNECTING THE DOTS BETWEEN OUR ECONOMY, GOVERNMENT AND BUSINESS --

IRS: Illinois lost $6 billion to outmigration in 2023 – Illinois Policy

April 21, 2026 3 Comments

Source : IRS

While people of all income levels left Illinois in 2023, the heaviest loss was among those making more than $100,000 a year. They made up 60 percent of the state's net migration losses. The economic impact of those departures is even greater: Filers making more than $100,000 took more than $5.5 billion with them — 90 percent of the state's income loss.

Read the Article

Subscribe

Join the discussion

B I U S {} [+]

gn me up for the Wirepoints newsletter.

3 COMMENTS Newest

WIREPOINTS

-- CONNECTING THE DOTS BETWEEN OUR ECONOMY, GOVERNMENT AND BUSINESS --

-- CONNECTING THE DOTS BETWEEN OUR ECONOMY, GOVERNMENT AND BUSINESS --

CPS Employee Accused of Double-Dipping Through Dual Employment Scheme Now Works for CTA, Records Show – WTTW (Chicago)

Source: WTTW

April 22, 2026 5 Comments

The investigation found former district employee Lauren Coleman worked simultaneously for the district and a CPS vendor, logging overlapping hours — including while traveling — triggering improper pay enabled by weak supervisory oversight. Her ability to attain new employment at a government agency despite being designated as ineligible for rehire at another raises questions about how potential hires are screened and how the city and sister agencies communicate about potential hires.

Read the Article

Subscribe

Join the discussion

B I U S {} [+]

STATE OF ILLINOIS)
SS.
COUNTY OF KANE)

REPORT NO. TMP-26-702

MONTHLY REPORT

COUNTY OF KANE
Office of the Kane County Auditor

Penny Wegman
Kane County Auditor

719 South Batavia Ave.
Building A
Geneva, Illinois 60134-3077
Phone: (630) 232-5915
WegmanPenny@KaneCountyIL.gov

May 27th, 2026
Finance and Budget Committee Report

Announcements from the Auditor's Office

- Kane County Auditor's Hotline – This is a reminder that we have an Audit Hotline used for reporting fraud, waste or abuse and all information can be submitted anonymously and will remain confidential.
  - (630) 23-AUDIT (630-232-8348) or AuditorHotline@KaneCountyIL.gov

- The Procurement Card Business Purpose Audit for the April 2026 statement is available at http://www.kanecountyauditor.com/
  - Missing receipt affidavits: 7
  - Resolved affidavits: 0

- Procurement Card Top 10 Vendor Report is included in the packet.

- The Accounts Payable Activity Report for April 2026 is included in the packet.

- The Amazon FY2025 Audit Report is complete.

- Auditor Department's 2027 Budget Presentation is complete.

Accounts Payable Claims Paid Report

The Accounts Payable Claims Paid Report for April 2026 details the 2,104 payments *(including any voided and re-issued checks)* which were processed, resulting in net payments of $11,026,774.73.

The detailed report is included in the agenda packet.

OFFICE OF THE KANE COUNTY AUDITOR

Penny Wegman, Kane County Auditor

April 2026 Statement
Procurement Card Top 10 Vendor Report

Porfirio Lara
Chief Deputy Auditor

Emma Saveley
Mayte Castellanos
Staff Auditors

Dalia Samak
Accounts Payable Specialist

719 S. Batavia Ave, Geneva, IL 60134
(630) 232-5915

OFFICE OF THE KANE COUNTY AUDITOR

Penny Wegman, Kane County Auditor

TOP 10 VENDORS - April 2026 STATEMENT

Rank	Vendor	Total Spent
1	AMAZON	$32,092.14
2	FS COM	$8,872.00
3	NATIONAL ASSOCIATION OF DRUG COURT PROFESSIONALS	$7,560.00
4	RESIDENCE INN	$5,252.80
5	THE VENETIAN RESORT	$4,887.83
6	HILTON HOTELS	$4,202.84
7	AMERICAN AIRLINES	$4,185.87
8	HOME DEPOT	$4,173.62
9	MAGNET FORENSICS	$3,799.00
10	COMCAST	$3,743.59

AMAZON
FS COM / Network Supplies
NATIONAL ASSOCIATION OF DRUG COURT PROFESSIONALS/ Registration and Training
RESIDENCE INN
THE VENETIAN RESORT
HILTON HOTELS
AMERICAN AIRLINES
HOME DEPOT
MAGNET FORENSICS/ Registration
COMCAST

OFFICE OF THE KANE COUNTY AUDITOR

Penny Wegman, Kane County Auditor

April 2026
Accounts Payable Activity Report

Porforio Lara
Chief Deputy Auditor

Emma Saveley
Staff Auditor

Dalia Samak
Accounts Payable Specialist

719 S. Batavia Ave, Geneva, IL 60134
(630) 232-5915

Overview

Illinois Compiled Statutes Chapter 55 Act 5, Section 3 – 1005 (Duties of Auditor) indicate one of the Auditor's duties is an Audit of all claims against the county and recommend either the payment of or rejection of all claims presented.

Claims are submitted to the Auditor's Office by the various County Departments after the various Departments process and approve them for payment. Claims are reviewed and approved on a bi-weekly basis. The Kane County Auditor approves the bi-weekly schedule of expenditures for payment by the County Treasurer, subject to the County Treasurer's determination that the cash balance in each particular fund is sufficient for payment of the listed expenditures. Claims are reviewed for accuracy and completeness.

Claims may be for goods and services, reimbursements, or payments to entities that rely on funding from the County for their operations. Claims also include purchases made utilizing the County Purchase Card and Employee's Personal Expense Vouchers.

Each invoice presented by a vendor for payment must be clear and accurate, be free from mathematical and quantity errors and contain the following elements to facilitate efficient and effective payment processing: ***(This list is not all inclusive as contractual provisions or other requirements/circumstances may require additional information be provided)***

- Purchase follows Financial Policies and has Proper Approvals
- Name of vendor and "Remit To" address
- Vendor invoice number and date
- Description of goods/services delivered
- Quantity and unit price of item
- Extension on each line item
- Total amount due
- Payment due date
- Supporting documentation including detailed itemized receipts for all vendor or reimbursement requests

Invoices missing any required element are returned to the requesting departments for correction along with an email explaining the reason for the return.

April 2026 Activity

April 2026 included two (2) check dates:

- April 6th
- April 20th

The Auditor's Office approved the following number of invoices and total dollars for April 2026:

Payment Cycle	Normal Invoices	P-Card Invoices	Total Invoices	Total Dollar
4/6/2026	858	0	858	$4,587,053.82
4/20/2026	861	668	1,529	$5,243,208.88
Special Run(s)	20	0	20	$2,510,173.45
April Total	**1,739**	**668**	**2,407**	**$12,340,436.15**

Total amounts listed may include "Voided" invoices

During April 2026, the Auditor's Office returned approximately 3.12% of the 2,407 claims submitted for payment, to the County Departments for correction.

Below is the summary of the Reasons for the Invoice Returns:

Number of Invoices Returned				
Reason for Invoice Return	**4/6/2026**	**4/20/2026**	**Special Run(s)**	**April Total**
Incorrect Calculations	3	0	0	**3**
Incorrect Invoice #	3	8	0	**11**
Incorrect Invoice Date	7	5	0	**12**
Incorrect Remit Address	4	5	0	**9**
More support needed	4	10	0	**14**
Other	5	9	0	**14**
Not Approved	1	0	0	**1**
Total incorrect	4	7	0	**11**
Grand Total	**31**	**44**	**0**	**75**

Fiscal Year 2026 To Date

The Auditor's Office approved the following number of invoices and total dollars in Fiscal Year (FY) 2026:

Month	Check Pay Dates	Normal Invoices	P-Card Invoices	Total Invoices	Total Dollar
December 2025	3	2,713	633	3,346	$ 30,883,728.47
January 2026	2	1,467	540	2,007	$ 15,747,132.46
February 2026	2	1,537	570	2,107	$ 11,564,256.24
March 2026	2	1,659	620	2,279	$ 12,294,234.16
April 2026	2	1,739	668	2,407	$ 12,340,436.15
FY 2026 Total	**11**	**9,115**	**3,031**	**12,146**	**$ 82,829,787.48**

During Fiscal Year 2026 (5 Month Total), the Auditor's Office returned approximately 5.38% of the 12,146 claims submitted for payment, to the County Departments for correction.

STATE OF ILLINOIS)
SS.
COUNTY OF KANE)

PRESENTATION/DISCUSSION NO. TMP-26-703

AMAZON FY2025 PURCHASES AUDIT

OFFICE OF THE KANE COUNTY AUDITOR

Penny Wegman, Kane County Auditor

AMAZON PURCHASES AUDIT

Fiscal Year 2025

May 27th, 2026

Porfirio Lara
Chief Deputy Auditor

Emma Saveley
Mayte Castellanos
Staff Auditors

Dalia Samak
Accounts Payable Specialist

719 S. Batavia Ave, Geneva, IL 60134
(630) 232-5915

Executive Summary

The Office of the Kane County Auditor conducted a County-wide review of purchases made through the County's Amazon Business account during Fiscal Year 2025. The purpose of this audit was to evaluate compliance with Kane County's financial policies and to verify the accuracy of Amazon transactions recorded in the Tyler Technologies New World ERP system.

The audit included a review of all purchases made through the County-wide Amazon Business account during Fiscal Year 2025.

Key Findings

- During Fiscal Year 2025, 1,929 transactions were made on the County-wide Amazon Business account.
- 83.62% (1,613 transactions) were paid using a County-issued P-cards.
- Three transactions were identified as personal charges.
- The Auditor's Office recommends establishing a policy governing the use of the "Pay by Invoice" credit line feature within the County's Amazon Business account.

Conclusion

The Kane County Auditor's Office reviewed 1,929 Amazon transactions made through the County's Amazon business account during Fiscal Year 2025. Overall, the audit determined that majority of purchases were properly processed using County-issued P-Cards and complied with the County's financial policies.

Objective & Scope

Objective

To conduct a comprehensive evaluation of purchases made through the Amazon Business account by county departments, with the objective of ensuring that all transactions are properly authorized, accurately documented, and fully compliant with the established provisions and requirements outlined in the Kane County Financial Policies.

The Office of the Kane County Auditor performed the necessary actions to complete the audit under the applicable law of Illinois State Statute 55 ILCS 5/3-1005(i): "Audit the documentation, records, and bases for the amounts to the county, as maintained by county vendors, under agreements between the county and its vendor".

Scope

- Review Amazon purchases and its supportive documentation that were made during Fiscal Year 2025 (December 2024 – November 2025) using Kane County's New World ERP system.
- Review the Kane County Financial Policies.
- Review Amazon's "Pay by Invoice" Feature/Policy.

Analysis

Auditing Process of Amazon Purchases (Methodology)

The Auditor's Office conducted a monthly review of Amazon purchases made by County departments and elected offices. This process included accessing the Countywide Amazon account and reviewing transactions data in the Tyler Technologies New World ERP system.

Purchase reports generated by Amazon were compared against transactions recorded in the ERP system to verify accuracy and compliance with County policies.

Each transaction was reviewed to confirm the following:

- The credit card identifier matched between the Amazon invoice and the New World ERP system.
- The credit card was a valid County credit card.
- The shipping address corresponds to a Kane County facility.
- No sales tax was charged.

- The purchase was made for County business purposes.

If a purchase did not meet all requirements during the review process, the Auditor's Office contacted the appropriate department or elected office to obtain clarification and verify the purchase.

Fiscal Year 2025 Amazon Activity

The Auditor's Office reviewed 1,929 Amazon purchases made through the County-wide Amazon Business account during Fiscal year 2025.

The review included an analysis of transaction volume, payment methods, documentation practices, and compliance with County financial policies.

Department/Office	Number of Orders	Total Dollar Spent
Sheriff	570	$81,543.95
KDOT	503	$62,424.52
Animal Control	253	$22,706.29
County Clerk	118	$31,653.02
Emergency Management	90	$22,208.54
Court Services	75	$9,621.58
Public Defender	59	$9,218.47
Circuit Clerk	56	$5,146.57
Treasurer	34	$5,900.98
Development	33	$5,300.92
County Auditor	29	$1,799.38
Finance & Purchasing	25	$2,826.19
Environmental Management	22	$1,147.33
Development. Mill Creek	19	$1,260.02
Veteran's Commission	14	$740.75
Emergency Management	12	$6,065.96
Supervisor of Assessments	10	$944.71
County Board	4	$156.82
Information Technologies	3	$191.57
Grand Total	1,929	$270,857.57

Payment Instrument	Number of Transactions
Visa	1,614
Pay by Invoice	254
Cancelled Orders [1]	44
Bank Account	11
Mastercard	3
Gift Certificate/Card	3
Grand Total	**1,929**

[1] *During the audit, there were orders that were cancelled. The Payment Instrument listed was Cancelled (N/A) - per Amazon.*

Fiscal Year 2025 Business Purpose Review

During Fiscal Year 2025, the Auditor's Office identified 291 transactions (15.09%) that did not include a stated business purpose in the supporting documentation.

Although a business purpose was not documented in the initial supporting materials, the Auditor's Office verified that each transaction represented a legitimate County purchase after follow-up review with the respective departments.

Purpose Stated	Number of Items
Business Purpose Found	1,638
Not Found	291
Grand Total	1,929

Personal Charges Review

The Auditor's Office identified three transactions that were determined 'personal charges' on the County-wide business account.

The Auditor's Office contacted the respective departments regarding these purchases, and are currently working with the department and Purchasing to reconcile the transactions.

Review of Charges	Number of Transactions
Personal Charge	3

12-Month Summary (December 2024 – November 2025)

Of the 1,929 Amazon purchases reviewed during Fiscal Year 2025:

- 83.62% (1,613 transactions) were paid using County-issued P-cards.
- 291 transactions lacked a documented business purpose at the time of review but were verified as legitimate purchases.
- 3 transactions were identified as personal charge and are currently being reconciled.

Amazon 'Pay by Invoice' Feature Review

Amazon offers and may approve the "Pay by Invoice" feature for eligible Amazon Business accounts. Various departments within Kane County utilize this feature, which allows for the purchase of goods on credit with payment remitted at a later date.

According to Amazon's customer service information, Pay by Invoice provides invoicing on a designated schedule, with net 30-day payment terms and no upfront fees or minimum spending requirements.

Failure to remit payment within the 30-day period may result in interest charges of 1.5% per month on any outstanding balance. Additionally, Amazon reserves the right to initiate collection efforts on delinquent accounts, including the engagement of third-party collection agencies, for which the County may be responsible for any associated fees or charges.

Currently, there is no Kane County Financial Policy that addresses this Amazon credit line feature.

How Payment was Made	Number of Transactions
Visa (P-Card)	1,613
Pay by Invoice	253
Bank Account	11
Grand Total	1,877

Recommendations

Following the audit, the Kane County Auditor would recommend the following:

- Establish a policy for Amazon 'Pay by Invoice':
  - Develop a formal policy for Amazon's 'Pay by Invoice' feature to ensure invoices are paid within the required timeframe and prevent the accrual of interest charges.

Conclusion

Kane County departments utilize Procurement Cards to facilitate purchases through Amazon. Based on the procedures performed, the audit did not identify any significant discrepancies. However, the review noted the absence of a formal policy governing the use of Amazon's "Pay by Invoice" feature, which is currently utilized by multiple departments.

STATE OF ILLINOIS)
SS.
COUNTY OF KANE)

PRESENTATION/DISCUSSION NO. TMP-26-704

FY2027 AUDITOR BUDGET PRESENTATION

Auditor’s Office 2027 Submitted Budget

May 27th 2026

KC Finance and Budget Committee

Mission Statement

The Kane County Auditor and the staff of the Auditor's Office work for, and on behalf of, the citizens of Kane County. Our mission is to provide high quality, cost efficient financial information which accurately represents the operations of Kane County government in accordance with professional standards.

Organizational Chart:

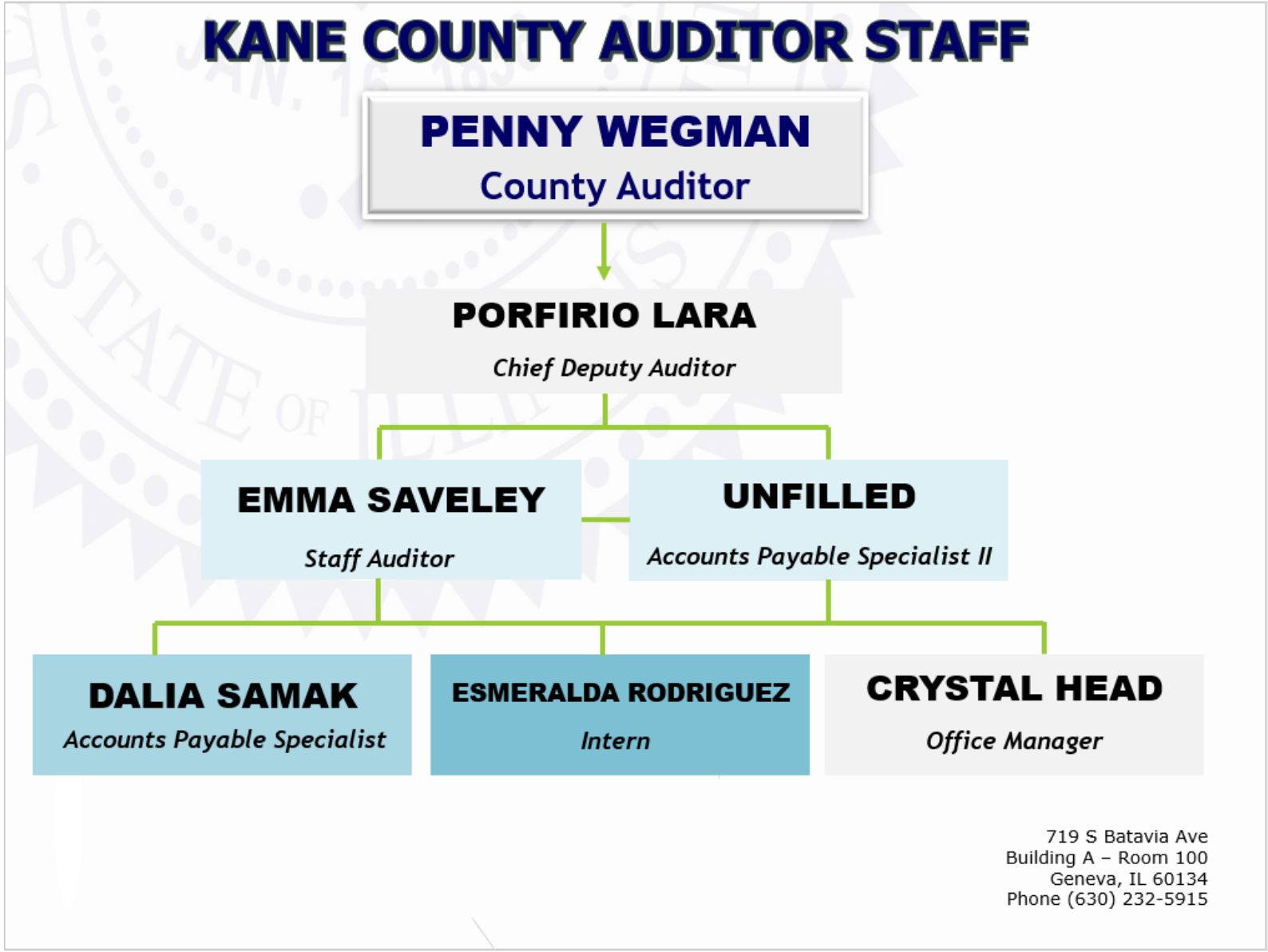

2025 Adopted/2026 Adopted vs. 2027 Submitted Budget (5% Reduction)

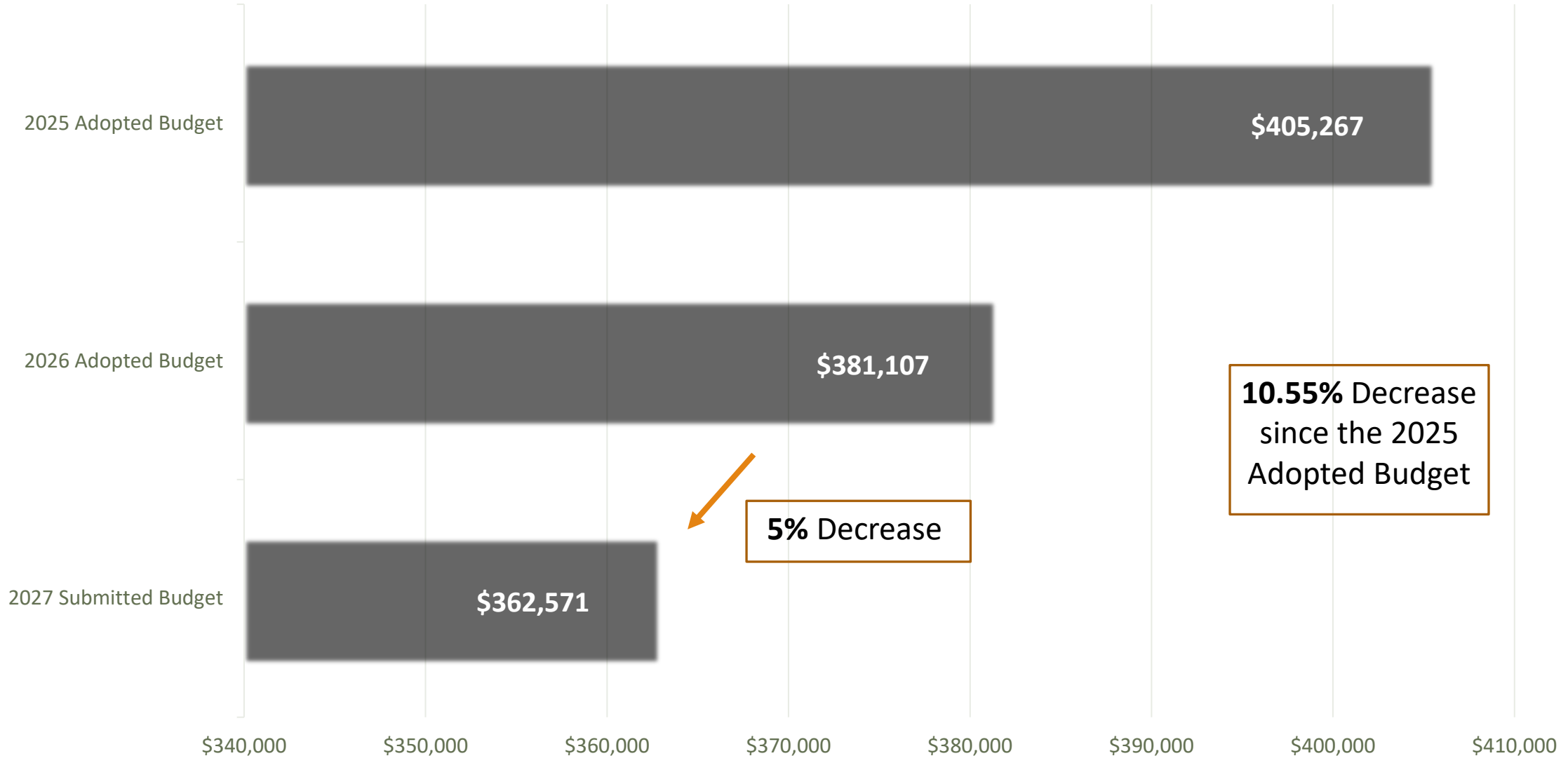

Adjustments in the 2027 Submitted Budget

2026 Adopted Budget:		2027 Submitted Budget:		Difference:
Salaries & Wages	**$355,281**	Salaries & Wages	**$339,123**	**($16,158.00)**
Contractual/Consulting Services	**$7,725**	Contractual/Consulting Services	**$6,500**	**($1,225)**
Conferences and Meetings / Employee Training	**$13,653**	Conferences and Meetings / Employee Training	**$12,500**	**($1,153)**
		Total Decreased		**($18,536)**

Summary:

- 2 Staff Auditor Positions Eliminated.
- Non-Union Raises Wages (Decreased) - $1,309.
- FICA/SS & IMRF Contribution decreased due to eliminated positions.
- Decreased Contractual/Consulting Services and Conferences and Meetings Account.

AP Invoice Trends (# of Invoices)

Over the past 3 years, the Auditor's Office has seen an increase in the Number of Invoices to review and process.

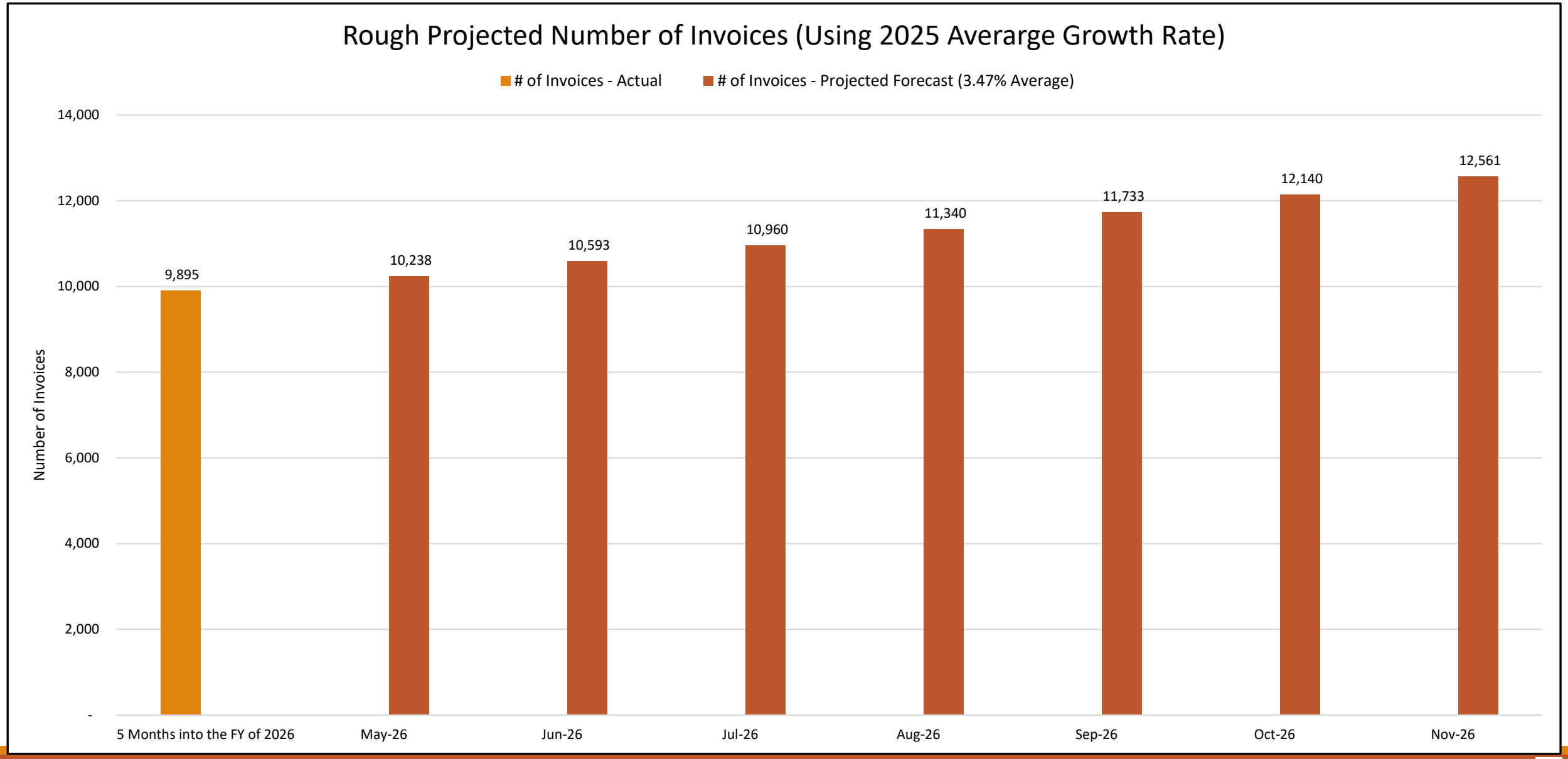

AP Invoice Trends (Total $ of Invoices)

With the increase number of invoices to review, also comes with the increase total Invoice $ amount.

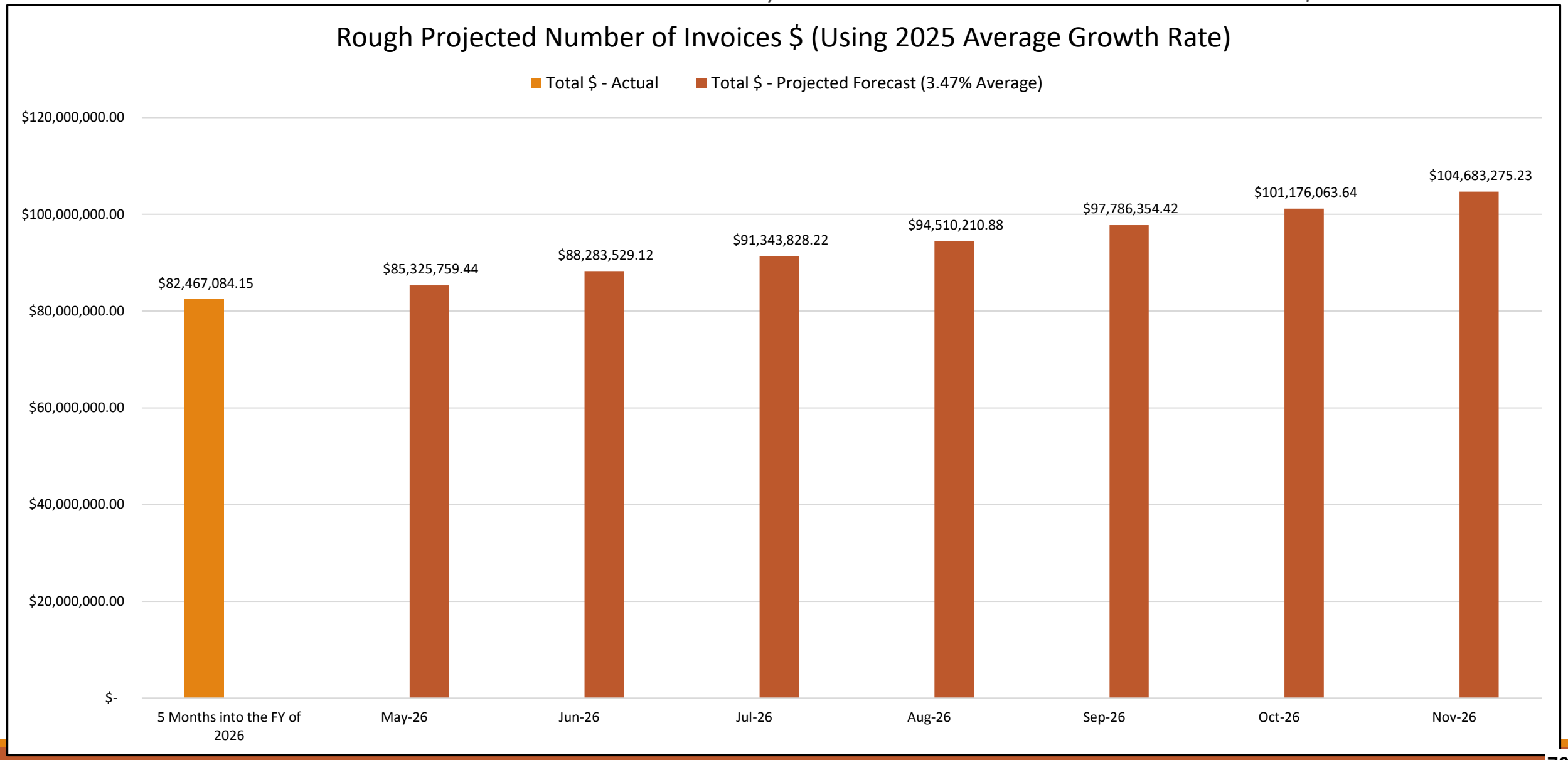

Questions?

STATE OF ILLINOIS)
SS.
COUNTY OF KANE)

PRESENTATION/DISCUSSION NO. TMP-26-705

APRIL 2026 CLAIMS EXCEPTION REPORT

COUNTY OF KANE
Office of the Kane County Auditor

Penny Wegman
Kane County Auditor

719 South Batavia Ave.
Building A
Geneva, Illinois 60134-3077
Phone: (630) 232-5915
WegmanPenny@KaneCountyIL.gov

May 27th, 2026
April 2026 Claims Exceptions Report

Pursuant to Illinois State Statute 55 ILCS 5/3-1005(a), it states that the County Auditor must: Audit all claims against the county, and recommend to the county board the payment or rejection of all claims presented.

In accordance with this statutory requirement, the Kane County Auditor recommends the rejection of claim(s) totaling **$942.87** from the April 2026 Claims Paid Report, which amounted to $11,026,774.73. The reasons for this recommendation of rejection are outlined below:

The claim(s) totaling **$942.87** was submitted via a Procurement Card payment request and does not comply with the following Kane County Financial Policies: Procurement Card Policy subsection(s):

- 7.C – The procurement card administrator for a County department shall ensure that the County and/or business purpose of each County department expense is clearly indicated on the documentation for each expense.
- 7.D – The procurement card statement must be approved (signed) by both the procurement card administrator and the elected official or department head (or their designees) as confirmation that the expenses are allowable expenses.
- 7.E – The procurement card administrator shall submit the approved procurement card billing statement along with all supporting receipts and expense documentation to the County Auditor's Office.

This report, along with supporting documentation that was attached for the claim(s) of $942.87, is submitted to the County Board for review and recommendation of rejection.

CLAIMS PAID REPORT APRIL 2026 FOR COUNTY BOARD INFORMATION - RECOMMENDATION FOR REJECTION

VENDOR	NATURE OF CLAIM	OFFICE / DEPARTMENT	FUND	DATE PAID	AMOUNT PAID
JP Morgan Chase Bank, N.A.	Sheriff Reimbursable Expense	Sheriff	General Fund	4/20/2026	866.29
JP Morgan Chase Bank, N.A.	Operating Supplies	Sheriff	General Fund	4/20/2026	76.58
				TOTAL:	$942.87

Transaction Date	Post Date	Transaction Amount	Account Number	Cardholder Last Name	Cardholder First Name	Merchant Name	Acct/GL	#	Description
03/01/2026	03/02/2026	76.58	**********8861	HAIN	RON	MOVAVI.COM	380.60010	1	1-year subscription/ FOIA
03/05/2026	03/06/2026	697.00	**********8861	HAIN	RON	FOX VALLEY EQUINE PRACTIC	E-Citation/ 380.55032	2	
03/05/2026	03/09/2026	76.31	**********8861	HAIN	RON	TST*BURNT BARREL - SUGAR	E-Citation/ 380.55032	3	
03/09/2026	03/10/2026	9.99	**********8861	HAIN	RON	GRUBHUB*GHPLUS	E-Citation/ 380.55032	4	Monthly fee
03/23/2026	03/24/2026	82.99	**********8861	HAIN	RON	GOOGLE YOUTUBE TV	E-Citation/ 380.55032	5	
		942.87							

E-Citation	866.29	001.380.380.55032
GL	76.58	
	942.87	

Per the direction of the State's Attorney's Office, Sheriff Hain is currently out of the office. He will be available to address any inquiries and provide any outstanding documentation upon his return.
Highlighted transactions will be processed for the time being under available funds from OBS under 001.380.380.55032

J.P.Morgan

JPMORGAN CHASE BANK NA
P.O. BOX 15918
MAIL SUITE DE1-1404
WILMINGTON DE 19850

MEMO STATEMENT
THIS IS NOT A BILL

ACCOUNT NUMBER	[redacted]
STATEMENT DATE	03-31-26
NET CHARGES	$942.87

RON HAIN
COUNTY OF KANE
37W755 IL ROUTE 38
STE A
ST CHARLES IL 60175-7557

** 0000000

FOR RECONCILIATION PURPOSES ONLY. DO NOT SEND PAYMENT.

NAME: RON HAIN
ACCOUNTING CODE:

CREDIT LIMIT: $20,000

CARDHOLDER ACTIVITY

Post Date	Tran Date	Reference Number	Transaction Description	Amount
03-02	03-01	24064666060100014893263	MOVAVI.COM MOVAVI.COM MO P.O.S.: ch36c1j8b81y6o6g SALES TAX: 0.00	76.58
03-06	03-05	24248356064900018200024	FOX VALLEY EQUINE PRACTIC 630-3655600 IL	697.00
03-09	03-05	24692166065109663113812	TST*BURNT BARREL - SUGAR SUGAR GROVE IL P.O.S.: 0011966303061743829 9aa SALES TAX: 0.00	76.31
03-10	03-09	24036296068714544939454	GRUBHUB*GHPLUS GRUBHUB.COM NY P.O.S.: 8861 SALES TAX: 0.00	9.99
03-24	03-23	24204296082001410473067	GOOGLE YOUTUBE TV 650-2530000 CA P.O.S.: A92687996704861259 SALES TAX: 0.00	82.99

FOR CUSTOMER SERVICE CALL:
1-800-316-6056

FOR LOST/STOLEN CARDS CALL:
1-800-316-6056

FOR TTY/TDD SERVICE CALL:
1-800-955-8060

ACCOUNT NUMBER
[redacted]

STATEMENT DATE:
03/31/26

ACCOUNT SUMMARY

PURCHASES & OTHER CHARGES	942.87
CASH ADVANCES	.00
CREDITS	.00
CASH ADVANCE FEE	.00
NET CHARGES	**$942.87**
DISPUTE AMOUNT	.00

SEND BILLING INQUIRIES TO:

JPMORGAN CHASE BANK NA
COMMERCIAL CARD SOLUTIONS
P.O. BOX 2015
MAIL SUITE IL1-6225
ELGIN, IL 60121

Hain, Ronald

From: Movavi Software Inc <receipts+acct_1Hp4W6BO1Bj8b8VF@stripe.com>
Sent: Sunday, March 1, 2026 11:19 AM
To: Hain, Ronald
Subject: EX: Your Movavi Software Inc receipt [#1347-2148]

Receipt from Movavi Software Inc

Receipt #1347-2148

AMOUNT PAID	DATE PAID	PAYMENT METHOD
$76.58	Mar 1, 2026, 2:17:21 PM	VISA - 8861

SUMMARY

Movavi Video Editor + Colorful Gradient Pack + Movie Scene Luts Pack + VHS Intro Pack — 1-year subscription; Download Insurance Service	$76.58
Amount paid	**$76.58**

FOIA

1

Fox Valley Equine Practice

1N303 LaFox Rd.
LaFox, IL 60147
(630) 365-5600

fvep@foxvalleyequine.com - http://www.foxvalleyequine.com

RON HAIN (# 11016)
[redacted]

Mar 05, 2026

Invoice Number 99397

Payment on Account

Previous Balance:	$	697.00
Total Payments - Thank you:		
3. Visa	$	697.00
New Balance Due:	$	0.00

(2)

Kane County
MISSING DOCUMENTATION AFFIDAVIT

Please complete this for each purchase or expense that does NOT have documentation from the Merchant. This should be provided to the Department Director/ Elected Official for approval.

Cardholder Name: Ron Hain

Department: Sheriff's Office

Vendor/Merchant Name: TST*BURNT BARREL - SUGAR

Last 4-Digits of P-Card 8861 Transaction Date *(M/D/Y)*: 03/05/2026

Transaction Amount: $ 76.31 E-Citation/ 380.55032

Description/Quantity/Cost Per Item/Total Cost: *(Add an additional sheet if necessary):*

Reason Original Documentation is Not Available

Out of office

Cardholder Certification Signature:
I attest the information provided is true and an accurate description of the details of the purchase. I confirm that every attempt to obtain a duplicate receipt by contacting the vendor has been made, but have been unable to do so and also hereby certify the following:

- All items purchased on this P-Card transaction were for County use. No personal purchases were made.
- The Cardholder will not seek reimbursement from the County in any other manner for this transaction.
- Original documentation is not in Cardholder's possession for the reasons stated above.
- Cardholder acknowledges that repeated lack of documentation could result in revocation of their P- Card.

Out of office

Cardholder Signature: _____ Date: _____

Director/Elected Official:
I have accepted the cardholder's explanation of the loss and inability to obtain a duplicate receipt; therefore, I am authorizing payment of the receipt or invoice in light of the circumstances involved.

Dept. Director/ Elected Official Print Name: _____

Dept. Director/ Elected Official Signature: _____

Date: _____

Kane County
MISSING DOCUMENTATION AFFIDAVIT

Please complete this for each purchase or expense that does NOT have documentation from the Merchant. This should be provided to the Department Director/ Elected Official for approval.

Cardholder Name: Ron Hain

Department: Sheriff's Office

Vendor/Merchant Name: GRUBHUB*GHPLUS

Last 4-Digits of P-Card 8861 Transaction Date *(M/D/Y)*: 03/09/2026

Transaction Amount: $ 9.99 E-Citation/ 380.55032

Description/Quantity/Cost Per Item/Total Cost: *(Add an additional sheet if necessary):*

Reason Original Documentation is Not Available

Out of office

Cardholder Certification Signature:
I attest the information provided is true and an accurate description of the details of the purchase. I confirm that every attempt to obtain a duplicate receipt by contacting the vendor has been made, but have been unable to do so and also hereby certify the following:

- All items purchased on this P-Card transaction were for County use. No personal purchases were made.
- The Cardholder will not seek reimbursement from the County in any other manner for this transaction.
- Original documentation is not in Cardholder's possession for the reasons stated above.
- Cardholder acknowledges that repeated lack of documentation could result in revocation of their P- Card.

Out of office

Cardholder Signature: _____ Date: _____

Director/Elected Official:
I have accepted the cardholder's explanation of the loss and inability to obtain a duplicate receipt; therefore, I am authorizing payment of the receipt or invoice in light of the circumstances involved.

Dept. Director/ Elected Official Print Name: _____

Dept. Director/ Elected Official Signature: _____

Date: _____

Kane County
MISSING DOCUMENTATION AFFIDAVIT

Please complete this for each purchase or expense that does NOT have documentation from the Merchant. This should be provided to the Department Director/ Elected Official for approval.

Cardholder Name: Ron Hain

Department: Sheriff's Office

Vendor/Merchant Name: GOOGLE YOUTUBE TV

Last 4-Digits of P-Card 8861 Transaction Date *(M/D/Y)*: 03/23/2026

Transaction Amount: $ 82.99 E-Citation/ 380.55032

Description/Quantity/Cost Per Item/Total Cost: *(Add an additional sheet if necessary):*

Reason Original Documentation is Not Available

Out of office

Cardholder Certification Signature:
I attest the information provided is true and an accurate description of the details of the purchase. I confirm that every attempt to obtain a duplicate receipt by contacting the vendor has been made, but have been unable to do so and also hereby certify the following:

- All items purchased on this P-Card transaction were for County use. No personal purchases were made.
- The Cardholder will not seek reimbursement from the County in any other manner for this transaction.
- Original documentation is not in Cardholder's possession for the reasons stated above.
- Cardholder acknowledges that repeated lack of documentation could result in revocation of their P- Card.

Out of office

Cardholder Signature: _____ Date: _____

Director/Elected Official:
I have accepted the cardholder's explanation of the loss and inability to obtain a duplicate receipt; therefore, I am authorizing payment of the receipt or invoice in light of the circumstances involved.

Dept. Director/ Elected Official Print Name: _____

Dept. Director/ Elected Official Signature: _____

Date: _____

STATE OF ILLINOIS)
SS.
COUNTY OF KANE)

RESOLUTION NO. TMP-26-706

APPROVING APRIL 2026 CLAIMS PAID

WHEREAS, according to the Kane County Code Section 2-193 Expenditure of Funds for Settlement of Claims B. Monthly Reports of Claims: The County Auditor shall file a monthly report of all claims paid in the prior month to the County Chair and all other members of the County Board. For each claim paid, the monthly report shall identify the claimant, the nature of the claim and the official or department, if any, against which the claim was made, the fund from which the payment was made, the amount of the payment and the date the check was issued; and

WHEREAS, according to the Kane County Financial Policies 8. Disbursement Policies b): A report shall be run monthly by the Auditor of all claims paid. Said report shall be available to all members of the County Board in the office of the County Board Chair. For each claim paid, the report shall identify the creditor, the department or official which purchased the product or service, the fund from which the payment was made, the amount of the payment and the date the check was issued; and

WHEREAS, the County Auditor has examined the attached Claims Paid Report for claims against Kane County totaling $11,026,774.73; and

WHEREAS, the County Auditor, in accordance with Ordinance No. 97-56, has recommended the payment of all claims on the attached Claims Paid Report; and

WHEREAS, the claims on the attached Claims Paid Report have been paid; and

WHEREAS, the County Board finds all claims on the Claims Paid Report to be due and Payable.

NOW, THEREFORE, BE IT RESOLVED by the Kane County Board that payment of the claims totaling Eleven Million, Twenty-six Thousand, Seven Hundred and Seventy-four Dollars and Seventy-three Cents ($11,026,774.73) on the attached Claims Paid Report is acknowledged and approved.

Passed by the Kane County Board on June 9, 2026.

_____	_____
John A. Cunningham, MBA, JD, JD	Corinne M. Pierog MA, MBA
Clerk, County Board	Chairman, County Board
Kane County, Illinois	Kane County, Illinois

Vote:

RESOLUTION / ORDINANCE EXECUTIVE SUMMARY ADDENDUM

Title

Approving April 2026 Claims Paid

Committee Flow:
Finance and Budget Committee, Executive Committee, County Board

Contact:
Penny Wegman, 630.232.5918

Budget Information:

Was this item budgeted? N/A	Appropriation Amount: $N/A
If not budgeted, explain funding source: N/A	
Was this item passed through the appropriate committee? Yes	

Summary:

According to the Kane County Code Section 2-193 Expenditure of Funds for Settlement of Claims B. Monthly Reports On Claims: The County Auditor shall file a monthly report of all claims paid in the prior month to the chairman and all other members of the County Board. For each claim paid, the monthly report shall identify the claimant, the nature of the claim and the official or department, if any, against which the claim was made, the fund from which the payment was made, the amount of the payment and the date the check was issued.

Similarly according to the Kane County Financial Policies 8. Disbursement Policies b): A report shall be run monthly by the Auditor of all claims paid. Said report shall be available to all members of the County Board in the office of the County Board Chair. For each claim paid, the report shall identify the creditor, the department or official which purchased the product or service, the fund from which the payment was made, the amount of the payment and the date the check was issued.

The accompanying Report of Claims Paid is submitted to comply with those requirements, and to document that the County Board has approved the payment of those claims.

OFFICE OF THE KANE COUNTY AUDITOR

Penny Wegman, Kane County Auditor

April 2026
Monthly Claims Paid Report

Porfirio Lara
Chief Deputy Auditor

Emma Saveley
Staff Auditor

Dalia Samak
Accounts Payable Specialist

719 S. Batavia Ave, Geneva, IL 60134
(630) 232-5915

CLAIMS PAID REPORT APRIL 2026 FOR COUNTY BOARD INFORMATION

VENDOR	NATURE OF CLAIM	OFFICE / DEPARTMENT	FUND	DATE PAID	AMOUNT PAID
Jose I Gutierrez	Payroll Taxes Receivable		General Fund	4/20/2026	1,181.41
US Bancorp Asset Management, Inc. dba PFMAM	Investment Income	General Government Revenue	General Fund	4/21/2026	5,094.64
Vectors Research Management, LLC	Investment Income	General Government Revenue	General Fund	4/21/2026	66,790.00
McGuireWoods LLP	Contractual/Consulting Services	County Board	General Fund	4/6/2026	10,000.00
Impact Networking, LLC	Repairs and Maint- Copiers	County Board	General Fund	4/6/2026	94.60
JP Morgan Chase Bank, N.A.	Conferences & Meetings - Chairman	County Board	General Fund	4/20/2026	359.50
The Tree House, Inc.	Office Supplies	County Board	General Fund	4/6/2026	1,968.40
Warehouse Direct, Inc.	Office Supplies	County Board	General Fund	4/6/2026	22.01
The Tree House, Inc.	Office Supplies	County Board	General Fund	4/20/2026	1,096.12
DS Services of America, Inc. dba Primo Water NA	Operating Supplies	County Board	General Fund	4/6/2026	69.34
JP Morgan Chase Bank, N.A.	Board Meeting Supplies	County Board	General Fund	4/20/2026	135.99
Lauterbach & Amen, LLP	Contractual/Consulting Services	Finance	General Fund	4/20/2026	18,200.00
DS Services of America, Inc. dba Primo Water NA	Office Supplies	Finance	General Fund	4/6/2026	67.40
The Tree House, Inc.	Office Supplies	Finance	General Fund	4/6/2026	104.01
The Tree House, Inc.	Office Supplies	Finance	General Fund	4/20/2026	89.72
Paddock Publications (Daily Herald)	Contractual/Consulting Services	Information Technologies	General Fund	4/6/2026	41.40
Blade Electric & Technologies, LLC	Contractual/Consulting Services	Information Technologies	General Fund	4/20/2026	3,860.00
Iron Mountain Information Management, LLC	Contractual/Consulting Services	Information Technologies	General Fund	4/20/2026	158.35
Iron Mountain Information Management, LLC	Contractual/Consulting Services	Information Technologies	General Fund	4/20/2026	1,591.91
AVI Systems, Inc. dba FORTE	Repairs and Maint- Comm Equip	Information Technologies	General Fund	4/20/2026	1,375.00
JP Morgan Chase Bank, N.A.	Repairs and Maint- Comm Equip	Information Technologies	General Fund	4/20/2026	12,629.96
Tyler Technologies, Inc. (New World)	Employee Training	Information Technologies	General Fund	4/6/2026	350.00
DS Services of America, Inc. dba Primo Water NA	Office Supplies	Information Technologies	General Fund	4/6/2026	267.52
JP Morgan Chase Bank, N.A.	Office Supplies	Information Technologies	General Fund	4/20/2026	378.38
LMC Enterprises, Inc. dba Initial Impressions	Office Supplies	Information Technologies	General Fund	4/20/2026	715.25
JP Morgan Chase Bank, N.A.	Computer Related Supplies	Information Technologies	General Fund	4/20/2026	2,018.16
Gordon Flesch Company, Inc.	Printing Supplies	Information Technologies	General Fund	4/6/2026	5.24
Gordon Flesch Company, Inc.	Printing Supplies	Information Technologies	General Fund	4/6/2026	84.09
Canon USA, Inc.	Printing Supplies	Information Technologies	General Fund	4/20/2026	566.86
Canon USA, Inc.	Printing Supplies	Information Technologies	General Fund	4/20/2026	852.05
WEX Bank	Fuel- Vehicles	Information Technologies	General Fund	4/20/2026	160.82
Waste Management of Illinois - West	Disposal and Water Softener Srvs	Building Management	General Fund	4/6/2026	769.03
Waste Management of Illinois - West	Disposal and Water Softener Srvs	Building Management	General Fund	4/20/2026	190.80
Waste Management of Illinois - West	Disposal and Water Softener Srvs	Building Management	General Fund	4/20/2026	274.69
Waste Management of Illinois - West	Disposal and Water Softener Srvs	Building Management	General Fund	4/20/2026	3,611.77
Waste Management of Illinois - West	Disposal and Water Softener Srvs	Building Management	General Fund	4/20/2026	745.60
Waste Management of Illinois - West	Disposal and Water Softener Srvs	Building Management	General Fund	4/20/2026	460.25
Eco Clean Maintenance, Inc.	Janitorial Services	Building Management	General Fund	4/20/2026	13,869.00
Midwest Salt, LLC	Repairs and Maintenance- Roads	Building Management	General Fund	4/6/2026	2,485.07
Midwest Salt, LLC	Repairs and Maintenance- Roads	Building Management	General Fund	4/6/2026	2,339.16
Midwest Salt, LLC	Repairs and Maintenance- Roads	Building Management	General Fund	4/6/2026	2,670.04
Winter Services, LLC	Repairs and Maintenance- Roads	Building Management	General Fund	4/6/2026	40,876.66
Winter Services, LLC	Repairs and Maintenance- Roads	Building Management	General Fund	4/6/2026	40,876.66
United Refrigeration, Inc.	Repairs and Maint- Buildings	Building Management	General Fund	4/6/2026	365.26
United Refrigeration, Inc.	Repairs and Maint- Buildings	Building Management	General Fund	4/6/2026	108.13
Alarm Detection Systems, Inc.	Repairs and Maint- Buildings	Building Management	General Fund	4/6/2026	2,030.50
Alarm Detection Systems, Inc.	Repairs and Maint- Buildings	Building Management	General Fund	4/6/2026	519.35
Alert Fire Protection, Inc.	Repairs and Maint- Buildings	Building Management	General Fund	4/6/2026	2,013.95
Banner Plumbing Supply Co, LLC	Repairs and Maint- Buildings	Building Management	General Fund	4/6/2026	8,475.00
Grainger Inc	Repairs and Maint- Buildings	Building Management	General Fund	4/6/2026	1,437.95
Grainger Inc	Repairs and Maint- Buildings	Building Management	General Fund	4/6/2026	657.57
Grainger Inc	Repairs and Maint- Buildings	Building Management	General Fund	4/6/2026	123.78
Grainger Inc	Repairs and Maint- Buildings	Building Management	General Fund	4/6/2026	1,522.62

VENDOR	NATURE OF CLAIM	OFFICE / DEPARTMENT	FUND	DATE PAID	AMOUNT PAID
F.E. Moran, Inc. Mechanical Services	Repairs and Maint- Buildings	Building Management	General Fund	4/6/2026	1,310.00
City of Elgin	Repairs and Maint- Buildings	Building Management	General Fund	4/6/2026	100.00
Havlicek Geneva Ace Hardware, LLC	Repairs and Maint- Buildings	Building Management	General Fund	4/6/2026	121.46
ILLCO, Inc.	Repairs and Maint- Buildings	Building Management	General Fund	4/6/2026	2,273.00
Key Construction Group, Inc.	Repairs and Maint- Buildings	Building Management	General Fund	4/6/2026	963.10
Menards, Inc.	Repairs and Maint- Buildings	Building Management	General Fund	4/6/2026	31.93
Menards, Inc.	Repairs and Maint- Buildings	Building Management	General Fund	4/6/2026	11.50
Menards, Inc.	Repairs and Maint- Buildings	Building Management	General Fund	4/6/2026	17.94
Menards, Inc.	Repairs and Maint- Buildings	Building Management	General Fund	4/6/2026	17.96
Sherwin Williams	Repairs and Maint- Buildings	Building Management	General Fund	4/6/2026	192.39
Sherwin Williams	Repairs and Maint- Buildings	Building Management	General Fund	4/6/2026	136.24
Sherwin Williams	Repairs and Maint- Buildings	Building Management	General Fund	4/6/2026	(136.24)
Sherwin Williams	Repairs and Maint- Buildings	Building Management	General Fund	4/6/2026	136.24
Sherwin Williams	Repairs and Maint- Buildings	Building Management	General Fund	4/6/2026	68.70
Sherwin Williams	Repairs and Maint- Buildings	Building Management	General Fund	4/6/2026	60.39
Sherwin Williams	Repairs and Maint- Buildings	Building Management	General Fund	4/6/2026	34.06
Sherwin Williams	Repairs and Maint- Buildings	Building Management	General Fund	4/6/2026	441.68
Sherwin Williams	Repairs and Maint- Buildings	Building Management	General Fund	4/6/2026	68.12
Sherwin Williams	Repairs and Maint- Buildings	Building Management	General Fund	4/6/2026	102.18
Midwest Power Industry, Inc.	Repairs and Maint- Buildings	Building Management	General Fund	4/6/2026	660.00
Neuco, Inc.	Repairs and Maint- Buildings	Building Management	General Fund	4/6/2026	692.64
Neuco, Inc.	Repairs and Maint- Buildings	Building Management	General Fund	4/6/2026	1,189.00
Office of the Illinois State Fire Marshal	Repairs and Maint- Buildings	Building Management	General Fund	4/6/2026	1,190.00
R.J. O'Neil, Inc.	Repairs and Maint- Buildings	Building Management	General Fund	4/6/2026	725.00
R.J. O'Neil, Inc.	Repairs and Maint- Buildings	Building Management	General Fund	4/6/2026	515.00
Temperature Service Company Inc dba Omega Electric	Repairs and Maint- Buildings	Building Management	General Fund	4/6/2026	312.00
Temperature Service Company Inc dba Omega Electric	Repairs and Maint- Buildings	Building Management	General Fund	4/20/2026	1,368.10
Temperature Service Company Inc dba Omega Electric	Repairs and Maint- Buildings	Building Management	General Fund	4/20/2026	534.00
Top Shot CKR, Inc.	Repairs and Maint- Buildings	Building Management	General Fund	4/20/2026	1,785.87
Toshiba America Business Solutions, Inc	Repairs and Maint- Buildings	Building Management	General Fund	4/20/2026	236.42
Trane US, Inc. dba Trane	Repairs and Maint- Buildings	Building Management	General Fund	4/20/2026	50.51
TSI Commercial Floor Covering, Inc.	Repairs and Maint- Buildings	Building Management	General Fund	4/20/2026	4,895.00
R.J. O'Neil, Inc.	Repairs and Maint- Buildings	Building Management	General Fund	4/20/2026	1,780.03
Sheaffer & Roland, Inc.	Repairs and Maint- Buildings	Building Management	General Fund	4/20/2026	600.00
Paddock Publications (Daily Herald)	Repairs and Maint- Buildings	Building Management	General Fund	4/20/2026	39.10
Phigenics, LLC	Repairs and Maint- Buildings	Building Management	General Fund	4/20/2026	4,095.00
Phigenics, LLC	Repairs and Maint- Buildings	Building Management	General Fund	4/20/2026	2,000.00
Phigenics, LLC	Repairs and Maint- Buildings	Building Management	General Fund	4/20/2026	2,000.00
Neuco, Inc.	Repairs and Maint- Buildings	Building Management	General Fund	4/20/2026	1,988.55
Neuco, Inc.	Repairs and Maint- Buildings	Building Management	General Fund	4/20/2026	2,433.91
Neuco, Inc.	Repairs and Maint- Buildings	Building Management	General Fund	4/20/2026	192.42
Sherwin Williams	Repairs and Maint- Buildings	Building Management	General Fund	4/20/2026	53.37
Sherwin Williams	Repairs and Maint- Buildings	Building Management	General Fund	4/20/2026	181.17
Sherwin Williams	Repairs and Maint- Buildings	Building Management	General Fund	4/20/2026	102.18
Sherwin Williams	Repairs and Maint- Buildings	Building Management	General Fund	4/20/2026	136.24
Sherwin Williams	Repairs and Maint- Buildings	Building Management	General Fund	4/20/2026	136.24
Sherwin Williams	Repairs and Maint- Buildings	Building Management	General Fund	4/20/2026	102.18
Sherwin Williams	Repairs and Maint- Buildings	Building Management	General Fund	4/20/2026	83.51
Menards, Inc.	Repairs and Maint- Buildings	Building Management	General Fund	4/20/2026	30.40
Menards, Inc.	Repairs and Maint- Buildings	Building Management	General Fund	4/20/2026	53.33
Menards, Inc.	Repairs and Maint- Buildings	Building Management	General Fund	4/20/2026	387.53
Menards, Inc.	Repairs and Maint- Buildings	Building Management	General Fund	4/20/2026	69.89
Menards, Inc.	Repairs and Maint- Buildings	Building Management	General Fund	4/20/2026	834.10
Menards, Inc.	Repairs and Maint- Buildings	Building Management	General Fund	4/20/2026	195.02

VENDOR	NATURE OF CLAIM	OFFICE / DEPARTMENT	FUND	DATE PAID	AMOUNT PAID
Key Construction Group, Inc.	Repairs and Maint- Buildings	Building Management	General Fund	4/20/2026	817.93
Key Construction Group, Inc.	Repairs and Maint- Buildings	Building Management	General Fund	4/20/2026	1,449.93
LAN Marketing, LTD dba LAN Office Furnishings	Repairs and Maint- Buildings	Building Management	General Fund	4/20/2026	364.55
ILLCO, Inc.	Repairs and Maint- Buildings	Building Management	General Fund	4/20/2026	265.20
JP Morgan Chase Bank, N.A.	Repairs and Maint- Buildings	Building Management	General Fund	4/20/2026	1,877.40
JP Morgan Chase Bank, N.A.	Repairs and Maint- Buildings	Building Management	General Fund	4/20/2026	3,970.82
JP Morgan Chase Bank, N.A.	Repairs and Maint- Buildings	Building Management	General Fund	4/20/2026	3,848.31
Havlicek Geneva Ace Hardware, LLC	Repairs and Maint- Buildings	Building Management	General Fund	4/20/2026	32.36
Erikki, LLC dba Two Men and a Truck IL	Repairs and Maint- Buildings	Building Management	General Fund	4/20/2026	645.00
F.E. Moran, Inc. Fire Protection of Northern IL	Repairs and Maint- Buildings	Building Management	General Fund	4/20/2026	2,154.00
F.E. Moran, Inc. Mechanical Services	Repairs and Maint- Buildings	Building Management	General Fund	4/20/2026	7,845.00
F.E. Moran, Inc. Mechanical Services	Repairs and Maint- Buildings	Building Management	General Fund	4/20/2026	3,029.00
F.E. Moran, Inc. Mechanical Services	Repairs and Maint- Buildings	Building Management	General Fund	4/20/2026	3,544.00
Fitzgerald's Electrical Contracting, Inc.	Repairs and Maint- Buildings	Building Management	General Fund	4/20/2026	518.00
Fox Valley Fire & Safety Co.	Repairs and Maint- Buildings	Building Management	General Fund	4/20/2026	647.00
Gehrke Technology Group, Inc.	Repairs and Maint- Buildings	Building Management	General Fund	4/20/2026	744.00
Grainger Inc	Repairs and Maint- Buildings	Building Management	General Fund	4/20/2026	4,674.00
Grainger Inc	Repairs and Maint- Buildings	Building Management	General Fund	4/20/2026	149.15
Grainger Inc	Repairs and Maint- Buildings	Building Management	General Fund	4/20/2026	53.56
Grainger Inc	Repairs and Maint- Buildings	Building Management	General Fund	4/20/2026	1,180.77
Grainger Inc	Repairs and Maint- Buildings	Building Management	General Fund	4/20/2026	2,598.60
Grainger Inc	Repairs and Maint- Buildings	Building Management	General Fund	4/20/2026	762.75
Grainger Inc	Repairs and Maint- Buildings	Building Management	General Fund	4/20/2026	541.55
Grainger Inc	Repairs and Maint- Buildings	Building Management	General Fund	4/20/2026	775.68
Grainger Inc	Repairs and Maint- Buildings	Building Management	General Fund	4/20/2026	61.61
Hartwig Mechanical, LLC	Repairs and Maint- Buildings	Building Management	General Fund	4/20/2026	2,200.00
Chem-Wise Ecological Pest Management, Inc.	Repairs and Maint- Buildings	Building Management	General Fund	4/20/2026	564.00
JP Morgan Chase Bank, N.A.	Repairs and Maint- Buildings	Building Management	General Fund	4/20/2026	103.87
Alarm Detection Systems, Inc.	Repairs and Maint- Buildings	Building Management	General Fund	4/20/2026	1,206.25
Alarm Detection Systems, Inc.	Repairs and Maint- Buildings	Building Management	General Fund	4/20/2026	1,329.00
Urban Elevator Service, LLC	Repairs and Maint- Buildings	Building Management	General Fund	4/20/2026	2,512.86
Urban Elevator Service, LLC	Repairs and Maint- Buildings	Building Management	General Fund	4/20/2026	3,316.13
Valley Security Company	Repairs and Maint- Buildings	Building Management	General Fund	4/20/2026	2,270.40
Valley Security Company	Repairs and Maint- Buildings	Building Management	General Fund	4/20/2026	1,804.00
Valley Security Company	Repairs and Maint- Buildings	Building Management	General Fund	4/20/2026	5,334.84
Valley Security Company	Repairs and Maint- Buildings	Building Management	General Fund	4/20/2026	2,298.92
Valley Security Company	Repairs and Maint- Buildings	Building Management	General Fund	4/20/2026	1,237.88
Valley Security Company	Repairs and Maint- Buildings	Building Management	General Fund	4/20/2026	707.36
Valley Security Company	Repairs and Maint- Buildings	Building Management	General Fund	4/20/2026	2,234.72
WM. F. Meyer Co.	Repairs and Maint- Buildings	Building Management	General Fund	4/20/2026	417.93
WM. F. Meyer Co.	Repairs and Maint- Buildings	Building Management	General Fund	4/20/2026	163.28
All American Flag Company	Repairs and Maint- Grounds	Building Management	General Fund	4/6/2026	835.00
Grainger Inc	Repairs and Maint- Grounds	Building Management	General Fund	4/20/2026	567.78
Langton Snow Solutions dba Langton Group	Repairs and Maint- Grounds	Building Management	General Fund	4/20/2026	2,995.00
Driverge Vehicle Innovations LLC dba US Upfitters	Repairs and Maint- Vehicles	Building Management	General Fund	4/6/2026	5,508.97
Grainger Inc	Repairs and Maint- Vehicles	Building Management	General Fund	4/6/2026	377.06
Black Gold Septic Contractors, Inc	Grease Trap- Septic Services	Building Management	General Fund	4/20/2026	535.00
Black Gold Septic Contractors, Inc	Grease Trap- Septic Services	Building Management	General Fund	4/20/2026	285.00
Batavia Instant Print Inc	General Printing	Building Management	General Fund	4/6/2026	145.00
Batavia Instant Print Inc	General Printing	Building Management	General Fund	4/6/2026	474.20
Cenveo Worldwide Limited	General Printing	Building Management	General Fund	4/6/2026	599.40
Cenveo Worldwide Limited	General Printing	Building Management	General Fund	4/6/2026	754.50
JP Morgan Chase Bank, N.A.	Operating Supplies	Building Management	General Fund	4/20/2026	793.55
JP Morgan Chase Bank, N.A.	Operating Supplies	Building Management	General Fund	4/20/2026	43.20

VENDOR	NATURE OF CLAIM	OFFICE / DEPARTMENT	FUND	DATE PAID	AMOUNT PAID
JP Morgan Chase Bank, N.A.	Operating Supplies	Building Management	General Fund	4/20/2026	15.03
JP Morgan Chase Bank, N.A.	Operating Supplies	Building Management	General Fund	4/20/2026	1,010.57
City of St. Charles	Utilities- Sewer	Building Management	General Fund	4/6/2026	144.54
City of St. Charles	Utilities- Sewer	Building Management	General Fund	4/6/2026	892.61
City of St. Charles	Utilities- Sewer	Building Management	General Fund	4/6/2026	2,415.10
City of St. Charles	Utilities- Sewer	Building Management	General Fund	4/6/2026	25.37
City of St. Charles	Utilities- Sewer	Building Management	General Fund	4/6/2026	10,681.98
City of St. Charles	Utilities- Sewer	Building Management	General Fund	4/6/2026	211.26
City of Geneva	Utilities- Sewer	Building Management	General Fund	4/6/2026	73.50
City of Geneva	Utilities- Sewer	Building Management	General Fund	4/6/2026	196.22
City of Geneva	Utilities- Sewer	Building Management	General Fund	4/6/2026	168.26
City of Geneva	Utilities- Sewer	Building Management	General Fund	4/6/2026	84.65
City of Geneva	Utilities- Sewer	Building Management	General Fund	4/20/2026	11.48
City of Geneva	Utilities- Sewer	Building Management	General Fund	4/20/2026	11.48
City of Geneva	Utilities- Sewer	Building Management	General Fund	4/20/2026	184.04
City of St. Charles	Utilities- Water	Building Management	General Fund	4/6/2026	136.58
City of St. Charles	Utilities- Water	Building Management	General Fund	4/6/2026	685.56
City of St. Charles	Utilities- Water	Building Management	General Fund	4/6/2026	1,823.16
City of St. Charles	Utilities- Water	Building Management	General Fund	4/6/2026	8,020.66
City of St. Charles	Utilities- Water	Building Management	General Fund	4/6/2026	196.96
DS Services of America, Inc. dba Primo Water NA	Utilities- Water	Building Management	General Fund	4/6/2026	142.72
Fox Metro Water Reclamation District	Utilities- Water	Building Management	General Fund	4/6/2026	42.95
City of Geneva	Utilities- Water	Building Management	General Fund	4/6/2026	168.76
City of Geneva	Utilities- Water	Building Management	General Fund	4/6/2026	348.84
City of Geneva	Utilities- Water	Building Management	General Fund	4/6/2026	740.65
City of Geneva	Utilities- Water	Building Management	General Fund	4/6/2026	151.95
City of Geneva	Utilities- Water	Building Management	General Fund	4/20/2026	25.27
City of Geneva	Utilities- Water	Building Management	General Fund	4/20/2026	25.36
City of Geneva	Utilities- Water	Building Management	General Fund	4/20/2026	553.44
Batavia Instant Print Inc	Printing Supplies	Building Management	General Fund	4/20/2026	892.25
Warehouse Direct, Inc.	Cleaning Supplies	Building Management	General Fund	4/6/2026	25.69
Warehouse Direct, Inc.	Cleaning Supplies	Building Management	General Fund	4/6/2026	18.66
Grainger Inc	Cleaning Supplies	Building Management	General Fund	4/20/2026	11.50
Grainger Inc	Cleaning Supplies	Building Management	General Fund	4/20/2026	11.50
JP Morgan Chase Bank, N.A.	Cleaning Supplies	Building Management	General Fund	4/20/2026	2,572.66
JP Morgan Chase Bank, N.A.	Cleaning Supplies	Building Management	General Fund	4/20/2026	353.28
JP Morgan Chase Bank, N.A.	Cleaning Supplies	Building Management	General Fund	4/20/2026	764.42
Constellation NewEnergy-Gas Division, LLC	Utilities- Natural Gas	Building Management	General Fund	4/6/2026	33,847.02
Fox Metro Water Reclamation District	Utilities- Natural Gas	Building Management	General Fund	4/6/2026	246.97
Nicor Gas Company	Utilities- Natural Gas	Building Management	General Fund	4/6/2026	800.42
Nicor Gas Company	Utilities- Natural Gas	Building Management	General Fund	4/6/2026	359.08
Nicor Gas Company	Utilities- Natural Gas	Building Management	General Fund	4/6/2026	215.59
Nicor Gas Company	Utilities- Natural Gas	Building Management	General Fund	4/6/2026	836.50
Nicor Gas Company	Utilities- Natural Gas	Building Management	General Fund	4/6/2026	704.66
Nicor Gas Company	Utilities- Natural Gas	Building Management	General Fund	4/6/2026	567.14
Nicor Gas Company	Utilities- Natural Gas	Building Management	General Fund	4/6/2026	296.66
Nicor Gas Company	Utilities- Natural Gas	Building Management	General Fund	4/6/2026	261.17
Nicor Gas Company	Utilities- Natural Gas	Building Management	General Fund	4/20/2026	213.00
Nicor Gas Company	Utilities- Natural Gas	Building Management	General Fund	4/20/2026	298.22
Nicor Gas Company	Utilities- Natural Gas	Building Management	General Fund	4/20/2026	217.33
City of Geneva	Utilities- Electric	Building Management	General Fund	4/6/2026	658.46
City of Geneva	Utilities- Electric	Building Management	General Fund	4/6/2026	8,106.91
City of Geneva	Utilities- Electric	Building Management	General Fund	4/6/2026	36.66
City of St. Charles	Utilities- Electric	Building Management	General Fund	4/6/2026	59.75

VENDOR	NATURE OF CLAIM	OFFICE / DEPARTMENT	FUND	DATE PAID	AMOUNT PAID
City of St. Charles	Utilities- Electric	Building Management	General Fund	4/6/2026	9,224.22
ComEd	Utilities- Electric	Building Management	General Fund	4/6/2026	55.37
ComEd	Utilities- Electric	Building Management	General Fund	4/6/2026	97.34
ComEd	Utilities- Electric	Building Management	General Fund	4/6/2026	59.10
ComEd	Utilities- Electric	Building Management	General Fund	4/6/2026	67.08
ComEd	Utilities- Electric	Building Management	General Fund	4/6/2026	78.47
ComEd	Utilities- Electric	Building Management	General Fund	4/6/2026	105.41
ComEd	Utilities- Electric	Building Management	General Fund	4/6/2026	442.39
ComEd	Utilities- Electric	Building Management	General Fund	4/6/2026	85.13
ComEd	Utilities- Electric	Building Management	General Fund	4/6/2026	58.49
ComEd	Utilities- Electric	Building Management	General Fund	4/6/2026	47.32
ComEd	Utilities- Electric	Building Management	General Fund	4/6/2026	98.74
ComEd	Utilities- Electric	Building Management	General Fund	4/6/2026	170.08
ComEd	Utilities- Electric	Building Management	General Fund	4/6/2026	535.39
ComEd	Utilities- Electric	Building Management	General Fund	4/6/2026	104.11
ComEd	Utilities- Electric	Building Management	General Fund	4/6/2026	53.14
ComEd	Utilities- Electric	Building Management	General Fund	4/6/2026	124.38
ComEd	Utilities- Electric	Building Management	General Fund	4/6/2026	66.89
ComEd	Utilities- Electric	Building Management	General Fund	4/20/2026	6,375.31
ComEd	Utilities- Electric	Building Management	General Fund	4/20/2026	152.08
ComEd	Utilities- Electric	Building Management	General Fund	4/20/2026	151.33
ComEd	Utilities- Electric	Building Management	General Fund	4/20/2026	571.73
ComEd	Utilities- Electric	Building Management	General Fund	4/20/2026	437.60
ComEd	Utilities- Electric	Building Management	General Fund	4/20/2026	1,041.64
ComEd	Utilities- Electric	Building Management	General Fund	4/20/2026	3,253.77
ComEd	Utilities- Electric	Building Management	General Fund	4/20/2026	95.47
GSD, LLC dba GRNE Solarfield 05, LLC	Utilities- Electric	Building Management	General Fund	4/20/2026	9,651.63
Vistra Intermediate Company, LLC dba Dynegy Energy	Utilities- Electric	Building Management	General Fund	4/20/2026	22,776.97
City of Geneva	Utilities- Electric	Building Management	General Fund	4/20/2026	57.99
City of Geneva	Utilities- Electric	Building Management	General Fund	4/20/2026	59.51
City of Geneva	Utilities- Electric	Building Management	General Fund	4/20/2026	3,898.34
JP Morgan Chase Bank, N.A.	Utilities- Electric	Building Management	General Fund	4/20/2026	2,178.43
Petroleum Traders Corporation	Fuel- Vehicles	Building Management	General Fund	4/20/2026	180.00
Kane County Regional Office of Education	Miscellaneous Contractual Exp	Human Resource Management	General Fund	4/20/2026	640.00
DS Services of America, Inc. dba Primo Water NA	Office Supplies	Human Resource Management	General Fund	4/6/2026	21.47
Paddock Publications (Daily Herald)	Operating Supplies	Human Resource Management	General Fund	4/20/2026	36.80
JP Morgan Chase Bank, N.A.	Employee Recognition Supplies	Human Resource Management	General Fund	4/20/2026	313.76
JP Morgan Chase Bank, N.A.	Contractual/Consulting Services	County Auditor	General Fund	4/20/2026	60.00
Toshiba America Business Solutions, Inc	Repairs and Maint- Copiers	County Auditor	General Fund	4/20/2026	11.61
JP Morgan Chase Bank, N.A.	Office Supplies	County Auditor	General Fund	4/20/2026	8.99
US Bancorp Asset Management, Inc. dba PFMAM	Bank Service Charges	Treasurer/Collector	General Fund	4/21/2026	0.00
Vectors Research Management, LLC	Bank Service Charges	Treasurer/Collector	General Fund	4/21/2026	0.00
Toshiba America Business Solutions, Inc	Repairs and Maint- Computers	Treasurer/Collector	General Fund	4/6/2026	9.97
Toshiba America Business Solutions, Inc	Repairs and Maint- Computers	Treasurer/Collector	General Fund	4/20/2026	10.53
LRD Systems & Forms	Legal Printing	Treasurer/Collector	General Fund	4/6/2026	959.62
LRD Systems & Forms	Legal Printing	Treasurer/Collector	General Fund	4/6/2026	698.12
LRD Systems & Forms	Legal Printing	Treasurer/Collector	General Fund	4/6/2026	914.52
LRD Systems & Forms	Legal Printing	Treasurer/Collector	General Fund	4/6/2026	606.37
LRD Systems & Forms	Legal Printing	Treasurer/Collector	General Fund	4/6/2026	1,265.40
LRD Systems & Forms	Legal Printing	Treasurer/Collector	General Fund	4/6/2026	1,229.32
LRD Systems & Forms	Legal Printing	Treasurer/Collector	General Fund	4/6/2026	931.02
LRD Systems & Forms	Legal Printing	Treasurer/Collector	General Fund	4/6/2026	1,128.96
Illinois Property Assessment Institute	Conferences and Meetings	Treasurer/Collector	General Fund	4/6/2026	420.00
F&I Systems, Inc. dba Tipton Systems	Employee Mileage Expense	Treasurer/Collector	General Fund	4/20/2026	1,030.00

VENDOR	NATURE OF CLAIM	OFFICE / DEPARTMENT	FUND	DATE PAID	AMOUNT PAID
Amazon Capital Services Inc	Office Supplies	Treasurer/Collector	General Fund	4/6/2026	124.43
Warehouse Direct, Inc.	Office Supplies	Treasurer/Collector	General Fund	4/6/2026	83.81
Amazon Capital Services Inc	Office Supplies	Treasurer/Collector	General Fund	4/20/2026	19.98
Amazon Capital Services Inc	Office Supplies	Treasurer/Collector	General Fund	4/20/2026	189.51
DS Services of America, Inc. dba Primo Water NA	Office Supplies	Treasurer/Collector	General Fund	4/20/2026	49.42
Quadient Leasing USA, Inc.	Repairs and Maint- Copiers	Supervisor of Assessments	General Fund	4/20/2026	868.65
Toshiba America Business Solutions, Inc	Repairs and Maint- Copiers	Supervisor of Assessments	General Fund	4/20/2026	485.39
LRD Systems & Forms	Legal Printing	Supervisor of Assessments	General Fund	4/20/2026	8,090.51
Lennart P. Finstrom	Employee Training	Supervisor of Assessments	General Fund	4/20/2026	913.80
Michelle R. Abell	Employee Mileage Expense	Supervisor of Assessments	General Fund	4/6/2026	120.35
Lennart P. Finstrom	Employee Mileage Expense	Supervisor of Assessments	General Fund	4/20/2026	153.19
Illinois GIS Association (ILGISA)	General Association Dues	Supervisor of Assessments	General Fund	4/6/2026	100.00
Amazon Capital Services Inc	Office Supplies	Supervisor of Assessments	General Fund	4/6/2026	7.99
DS Services of America, Inc. dba Primo Water NA	Office Supplies	Supervisor of Assessments	General Fund	4/6/2026	62.87
Warehouse Direct, Inc.	Office Supplies	Supervisor of Assessments	General Fund	4/6/2026	53.73
Jennifer A. Fiene	Computer Related Supplies	Supervisor of Assessments	General Fund	4/6/2026	1,380.00
Eco Clean Maintenance, Inc.	Repairs and Maint- Buildings	County Clerk	General Fund	4/20/2026	650.00
Paddock Publications (Daily Herald)	General Printing	County Clerk	General Fund	4/20/2026	34.50
Matthew Nelson	Employee Mileage Expense	County Clerk	General Fund	4/6/2026	11.60
Christine Mazzei	Employee Mileage Expense	County Clerk	General Fund	4/6/2026	36.76
Christine Mazzei	Employee Mileage Expense	County Clerk	General Fund	4/20/2026	45.24
JP Morgan Chase Bank, N.A.	Office Supplies	County Clerk	General Fund	4/20/2026	232.10
Uline	Office Supplies	County Clerk	General Fund	4/20/2026	60.47
Warehouse Direct, Inc.	Office Supplies	County Clerk	General Fund	4/20/2026	117.00
Cummins-Allison Corporation	Operating Supplies	County Clerk	General Fund	4/6/2026	1,576.00
DS Services of America, Inc. dba Primo Water NA	Operating Supplies	County Clerk	General Fund	4/6/2026	1.98
Menards, Inc.	Operating Supplies	County Clerk	General Fund	4/6/2026	207.98
Town & Country Gardens	Operating Supplies	County Clerk	General Fund	4/20/2026	70.99
The Tree House, Inc.	Computer Related Supplies	County Clerk	General Fund	4/6/2026	225.32
DFM Associates	Software Licensing Cost	County Clerk	General Fund	4/6/2026	12,341.00
CITY OF BATAVIA	Security Services	County Clerk	General Fund	4/20/2026	1,104.00
Sleepy Hollow Police Department	Security Services	County Clerk	General Fund	4/20/2026	742.60
Ryder Truck Rental, Inc.	Equipment Rental	County Clerk	General Fund	4/6/2026	1,124.67
Ryder Truck Rental, Inc.	Equipment Rental	County Clerk	General Fund	4/6/2026	1,045.03
Ryder Truck Rental, Inc.	Equipment Rental	County Clerk	General Fund	4/20/2026	1,275.23
KD Repair	Repairs and Maint- Vehicles	County Clerk	General Fund	4/6/2026	462.62
Team Concept Printing & Thermography, Inc.	Legal Printing	County Clerk	General Fund	4/6/2026	935.44
Paddock Publications (Daily Herald)	Legal Printing	County Clerk	General Fund	4/20/2026	55.20
Paddock Publications (Daily Herald)	Legal Printing	County Clerk	General Fund	4/20/2026	1,594.00
Illinois Association of County Officials	Conferences and Meetings	County Clerk	General Fund	4/6/2026	300.00
Michael Bauer	Employee Mileage Expense	County Clerk	General Fund	4/6/2026	97.15
Lauren E. Behnke	Employee Mileage Expense	County Clerk	General Fund	4/6/2026	90.26
Carley Bergstrom	Employee Mileage Expense	County Clerk	General Fund	4/6/2026	157.33
Cynthia Carroll	Employee Mileage Expense	County Clerk	General Fund	4/6/2026	17.55
Louis J. Dries	Employee Mileage Expense	County Clerk	General Fund	4/6/2026	56.77
Tracy A. Erickson	Employee Mileage Expense	County Clerk	General Fund	4/6/2026	17.55
Austin FitzCorbett	Employee Mileage Expense	County Clerk	General Fund	4/6/2026	116.00
Michael C. Hernandez	Employee Mileage Expense	County Clerk	General Fund	4/6/2026	173.28
Matthew J. Homer	Employee Mileage Expense	County Clerk	General Fund	4/6/2026	1,244.83
Matthew J. Homer	Employee Mileage Expense	County Clerk	General Fund	4/6/2026	342.93
Matthew J. Homer	Employee Mileage Expense	County Clerk	General Fund	4/6/2026	316.83
Nickolas Homer	Employee Mileage Expense	County Clerk	General Fund	4/6/2026	129.85
Dennis S. Kosinski	Employee Mileage Expense	County Clerk	General Fund	4/6/2026	76.85
Raul Lemus	Employee Mileage Expense	County Clerk	General Fund	4/6/2026	263.90

VENDOR	NATURE OF CLAIM	OFFICE / DEPARTMENT	FUND	DATE PAID	AMOUNT PAID
Robert Mitchell	Employee Mileage Expense	County Clerk	General Fund	4/6/2026	31.18
Robert Mitchell	Employee Mileage Expense	County Clerk	General Fund	4/6/2026	150.80
Matthew Nelson	Employee Mileage Expense	County Clerk	General Fund	4/6/2026	17.40
Morgan Rae Scott	Employee Mileage Expense	County Clerk	General Fund	4/6/2026	17.26
Christy Vannavong	Employee Mileage Expense	County Clerk	General Fund	4/6/2026	171.85
Paula Weisserth	Employee Mileage Expense	County Clerk	General Fund	4/6/2026	71.05
Jack T. Wheatley	Employee Mileage Expense	County Clerk	General Fund	4/6/2026	148.63
Omar Magana	Employee Mileage Expense	County Clerk	General Fund	4/20/2026	161.39
Omar Magana	Employee Mileage Expense	County Clerk	General Fund	4/20/2026	95.70
International Association of Government Officials	General Association Dues	County Clerk	General Fund	4/20/2026	125.00
BASE IV, LLC	Miscellaneous Contractual Exp	County Clerk	General Fund	4/6/2026	3,475.00
BASE IV, LLC	Miscellaneous Contractual Exp	County Clerk	General Fund	4/20/2026	3,087.50
JP Morgan Chase Bank, N.A.	Office Supplies	County Clerk	General Fund	4/20/2026	59.97
Warehouse Direct, Inc.	Office Supplies	County Clerk	General Fund	4/20/2026	14.05
Warehouse Direct, Inc.	Office Supplies	County Clerk	General Fund	4/20/2026	130.12
Warehouse Direct, Inc.	Office Supplies	County Clerk	General Fund	4/20/2026	288.95
Warehouse Direct, Inc.	Office Supplies	County Clerk	General Fund	4/20/2026	121.38
Charlie Fox's Geneva, Inc.	Operating Supplies	County Clerk	General Fund	4/6/2026	114.52
Kane County Clerk - Petty Cash	Operating Supplies	County Clerk	General Fund	4/6/2026	126.17
Menards, Inc.	Operating Supplies	County Clerk	General Fund	4/6/2026	196.99
Menards, Inc.	Operating Supplies	County Clerk	General Fund	4/6/2026	51.68
Menards, Inc.	Operating Supplies	County Clerk	General Fund	4/6/2026	22.83
Uline	Operating Supplies	County Clerk	General Fund	4/20/2026	2,725.63
Verizon Wireless	Operating Supplies	County Clerk	General Fund	4/20/2026	4,372.83
Warehouse Direct, Inc.	Operating Supplies	County Clerk	General Fund	4/20/2026	67.99
WEX Bank	Operating Supplies	County Clerk	General Fund	4/20/2026	682.08
The Tree House, Inc.	Computer Related Supplies	County Clerk	General Fund	4/6/2026	433.34
The Tree House, Inc.	Computer Related Supplies	County Clerk	General Fund	4/6/2026	1,045.86
JP Morgan Chase Bank, N.A.	Books and Subscriptions	County Clerk	General Fund	4/20/2026	14.00
Hart InterCivic, Inc.	Voting Systems and Accessories	County Clerk	General Fund	4/20/2026	2,118.00
Gordon Flesch Company, Inc.	Repairs and Maint- Copiers	Recorder	General Fund	4/20/2026	0.03
Gordon Flesch Company, Inc.	Repairs and Maint- Copiers	Recorder	General Fund	4/20/2026	4.86
David C. King	Employee Mileage Expense	Recorder	General Fund	4/20/2026	43.50
DS Services of America, Inc. dba Primo Water NA	Operating Supplies	Recorder	General Fund	4/6/2026	108.84
Kane County Juror Payable Clearing	Jurors- Circuit Court	Judiciary and Courts	General Fund	4/2/2026	1,506.48
Kane County Juror Payable Clearing	Jurors- Circuit Court	Judiciary and Courts	General Fund	4/9/2026	2,584.70
Kane County Juror Payable Clearing	Jurors- Circuit Court	Judiciary and Courts	General Fund	4/17/2026	755.45
Just In Time Coffee, LLC	Jurors' Expense	Judiciary and Courts	General Fund	4/6/2026	583.00
Just In Time Coffee, LLC	Jurors' Expense	Judiciary and Courts	General Fund	4/20/2026	774.00
Just In Time Coffee, LLC	Jurors' Expense	Judiciary and Courts	General Fund	4/20/2026	1,172.00
JP Morgan Chase Bank, N.A.	Jurors' Expense	Judiciary and Courts	General Fund	4/20/2026	100.39
Margaret (Peggy) R. Beddard	Per Diem Expense	Judiciary and Courts	General Fund	4/6/2026	300.00
Margaret (Peggy) R. Beddard	Per Diem Expense	Judiciary and Courts	General Fund	4/6/2026	68.00
Dana D. Bollman	Per Diem Expense	Judiciary and Courts	General Fund	4/6/2026	1,892.00
Nicole M. Breytspraak	Per Diem Expense	Judiciary and Courts	General Fund	4/6/2026	225.00
Barbara A. Johnston	Per Diem Expense	Judiciary and Courts	General Fund	4/6/2026	109.25
Stacy S. Warpool	Per Diem Expense	Judiciary and Courts	General Fund	4/6/2026	225.00
Donna L. Watwood	Per Diem Expense	Judiciary and Courts	General Fund	4/6/2026	300.00
Donna L. Watwood	Per Diem Expense	Judiciary and Courts	General Fund	4/6/2026	40.00
Donna L. Watwood	Per Diem Expense	Judiciary and Courts	General Fund	4/6/2026	20.00
Jennifer L. Joyce	Per Diem Expense	Judiciary and Courts	General Fund	4/20/2026	152.00
JP Morgan Chase Bank, N.A.	Per Diem Expense	Judiciary and Courts	General Fund	4/20/2026	79.02
Rosa M. Tovar	Per Diem Expense	Judiciary and Courts	General Fund	4/20/2026	300.00
Mariann L. Busch	Per Diem Expense	Judiciary and Courts	General Fund	4/20/2026	225.00

VENDOR	NATURE OF CLAIM	OFFICE / DEPARTMENT	FUND	DATE PAID	AMOUNT PAID
Jennifer A. Campbell	Per Diem Expense	Judiciary and Courts	General Fund	4/20/2026	300.00
Dana D. Bollman	Per Diem Expense	Judiciary and Courts	General Fund	4/20/2026	300.00
Anthony Bahena	Contractual/Consulting Services	Judiciary and Courts	General Fund	4/6/2026	2,583.65
Anthony Bahena	Contractual/Consulting Services	Judiciary and Courts	General Fund	4/6/2026	1,665.00
Olga Bronovytska	Contractual/Consulting Services	Judiciary and Courts	General Fund	4/6/2026	160.00
Olga Bronovytska	Contractual/Consulting Services	Judiciary and Courts	General Fund	4/6/2026	160.00
Olga Bronovytska	Contractual/Consulting Services	Judiciary and Courts	General Fund	4/6/2026	240.00
Ana M. Bubalo	Contractual/Consulting Services	Judiciary and Courts	General Fund	4/6/2026	604.50
Ana M. Bubalo	Contractual/Consulting Services	Judiciary and Courts	General Fund	4/6/2026	604.50
Bakhtavar Press	Contractual/Consulting Services	Judiciary and Courts	General Fund	4/6/2026	160.00
Bakhtavar Press	Contractual/Consulting Services	Judiciary and Courts	General Fund	4/6/2026	160.00
Bakhtavar Press	Contractual/Consulting Services	Judiciary and Courts	General Fund	4/6/2026	334.80
Bakhtavar Press	Contractual/Consulting Services	Judiciary and Courts	General Fund	4/6/2026	160.00
Gil Antonio Borjas	Contractual/Consulting Services	Judiciary and Courts	General Fund	4/6/2026	456.00
Gil Antonio Borjas	Contractual/Consulting Services	Judiciary and Courts	General Fund	4/6/2026	152.00
Viviana Chang	Contractual/Consulting Services	Judiciary and Courts	General Fund	4/6/2026	807.00
Viviana Chang	Contractual/Consulting Services	Judiciary and Courts	General Fund	4/6/2026	480.50
Commline, Inc.	Contractual/Consulting Services	Judiciary and Courts	General Fund	4/6/2026	2,206.21
Veronica Guemez	Contractual/Consulting Services	Judiciary and Courts	General Fund	4/6/2026	624.39
Veronica Guemez	Contractual/Consulting Services	Judiciary and Courts	General Fund	4/6/2026	814.39
Veronica Guemez	Contractual/Consulting Services	Judiciary and Courts	General Fund	4/6/2026	723.96
Maricela Ibarra	Contractual/Consulting Services	Judiciary and Courts	General Fund	4/6/2026	1,312.96
Maricela Ibarra	Contractual/Consulting Services	Judiciary and Courts	General Fund	4/6/2026	1,090.63
Interprenet, LTD	Contractual/Consulting Services	Judiciary and Courts	General Fund	4/6/2026	429.00
Interprenet, LTD	Contractual/Consulting Services	Judiciary and Courts	General Fund	4/6/2026	429.00
Interprenet, LTD	Contractual/Consulting Services	Judiciary and Courts	General Fund	4/6/2026	400.00
Carina Julian	Contractual/Consulting Services	Judiciary and Courts	General Fund	4/6/2026	456.00
Carina Julian	Contractual/Consulting Services	Judiciary and Courts	General Fund	4/6/2026	228.00
John L. O'Toole	Contractual/Consulting Services	Judiciary and Courts	General Fund	4/6/2026	228.00
Tatiana Okunskaya	Contractual/Consulting Services	Judiciary and Courts	General Fund	4/6/2026	160.00
Claudia Perez	Contractual/Consulting Services	Judiciary and Courts	General Fund	4/6/2026	152.00
Claudia Perez	Contractual/Consulting Services	Judiciary and Courts	General Fund	4/6/2026	360.25
Claudia Perez	Contractual/Consulting Services	Judiciary and Courts	General Fund	4/6/2026	152.00
F.T. Interpreting, LLC	Contractual/Consulting Services	Judiciary and Courts	General Fund	4/6/2026	1,400.45
F.T. Interpreting, LLC	Contractual/Consulting Services	Judiciary and Courts	General Fund	4/6/2026	1,171.30
Arleis Torres	Contractual/Consulting Services	Judiciary and Courts	General Fund	4/6/2026	342.00
Arleis Torres	Contractual/Consulting Services	Judiciary and Courts	General Fund	4/6/2026	152.00
Wellspring Interpreting Services LLC	Contractual/Consulting Services	Judiciary and Courts	General Fund	4/6/2026	2,814.00
Wellspring Interpreting Services LLC	Contractual/Consulting Services	Judiciary and Courts	General Fund	4/20/2026	3,157.45
Arleis Torres	Contractual/Consulting Services	Judiciary and Courts	General Fund	4/20/2026	456.00
F.T. Interpreting, LLC	Contractual/Consulting Services	Judiciary and Courts	General Fund	4/20/2026	324.00
Claudia Perez	Contractual/Consulting Services	Judiciary and Courts	General Fund	4/20/2026	626.25
Claudia Perez	Contractual/Consulting Services	Judiciary and Courts	General Fund	4/20/2026	437.00
Patricia Rasmussen	Contractual/Consulting Services	Judiciary and Courts	General Fund	4/20/2026	863.25
John L. O'Toole	Contractual/Consulting Services	Judiciary and Courts	General Fund	4/20/2026	912.00
John L. O'Toole	Contractual/Consulting Services	Judiciary and Courts	General Fund	4/20/2026	304.00
John L. O'Toole	Contractual/Consulting Services	Judiciary and Courts	General Fund	4/20/2026	380.00
Carina Julian	Contractual/Consulting Services	Judiciary and Courts	General Fund	4/20/2026	598.70
Carina Julian	Contractual/Consulting Services	Judiciary and Courts	General Fund	4/20/2026	598.70
Interprenet, LTD	Contractual/Consulting Services	Judiciary and Courts	General Fund	4/20/2026	400.00
Interprenet, LTD	Contractual/Consulting Services	Judiciary and Courts	General Fund	4/20/2026	415.95
Interprenet, LTD	Contractual/Consulting Services	Judiciary and Courts	General Fund	4/20/2026	400.00
Interprenet, LTD	Contractual/Consulting Services	Judiciary and Courts	General Fund	4/20/2026	415.95
Interprenet, LTD	Contractual/Consulting Services	Judiciary and Courts	General Fund	4/20/2026	422.50

VENDOR	NATURE OF CLAIM	OFFICE / DEPARTMENT	FUND	DATE PAID	AMOUNT PAID
Interprenet, LTD	Contractual/Consulting Services	Judiciary and Courts	General Fund	4/20/2026	383.35
Interprenet, LTD	Contractual/Consulting Services	Judiciary and Courts	General Fund	4/20/2026	350.00
Interprenet, LTD	Contractual/Consulting Services	Judiciary and Courts	General Fund	4/20/2026	481.18
Interprenet, LTD	Contractual/Consulting Services	Judiciary and Courts	General Fund	4/20/2026	598.50
Interprenet, LTD	Contractual/Consulting Services	Judiciary and Courts	General Fund	4/20/2026	491.15
Maricela Ibarra	Contractual/Consulting Services	Judiciary and Courts	General Fund	4/20/2026	1,085.56
Maricela Ibarra	Contractual/Consulting Services	Judiciary and Courts	General Fund	4/20/2026	797.78
inLingo, LLC	Contractual/Consulting Services	Judiciary and Courts	General Fund	4/20/2026	6.65
Veronica Guemez	Contractual/Consulting Services	Judiciary and Courts	General Fund	4/20/2026	437.00
Commline, Inc.	Contractual/Consulting Services	Judiciary and Courts	General Fund	4/20/2026	2,857.94
Cortez Language Link, LLC	Contractual/Consulting Services	Judiciary and Courts	General Fund	4/20/2026	228.00
Kara P. Douylliez	Contractual/Consulting Services	Judiciary and Courts	General Fund	4/20/2026	1,115.25
Viviana Chang	Contractual/Consulting Services	Judiciary and Courts	General Fund	4/20/2026	240.25
Viviana Chang	Contractual/Consulting Services	Judiciary and Courts	General Fund	4/20/2026	480.50
Gil Antonio Borjas	Contractual/Consulting Services	Judiciary and Courts	General Fund	4/20/2026	152.00
Ana M. Bubalo	Contractual/Consulting Services	Judiciary and Courts	General Fund	4/20/2026	604.50
American Interpreting Services, Inc.	Contractual/Consulting Services	Judiciary and Courts	General Fund	4/20/2026	597.25
Olga Bronovytska	Contractual/Consulting Services	Judiciary and Courts	General Fund	4/20/2026	160.00
Olga Bronovytska	Contractual/Consulting Services	Judiciary and Courts	General Fund	4/20/2026	160.00
Olga Bronovytska	Contractual/Consulting Services	Judiciary and Courts	General Fund	4/20/2026	160.00
Olga Bronovytska	Contractual/Consulting Services	Judiciary and Courts	General Fund	4/20/2026	160.00
Olga Bronovytska	Contractual/Consulting Services	Judiciary and Courts	General Fund	4/20/2026	160.00
Anthony Bahena	Contractual/Consulting Services	Judiciary and Courts	General Fund	4/20/2026	2,653.00
Anthony Bahena	Contractual/Consulting Services	Judiciary and Courts	General Fund	4/20/2026	2,980.63
Jordan Steele & Associates, LLC	Court Appointed Counsel	Judiciary and Courts	General Fund	4/6/2026	75.00
Jordan Steele & Associates, LLC	Court Appointed Counsel	Judiciary and Courts	General Fund	4/6/2026	3,434.00
James A. Tabor	Court Appointed Counsel	Judiciary and Courts	General Fund	4/6/2026	3,434.00
Law Offices of Brian J. Mirandola	Court Appointed Counsel	Judiciary and Courts	General Fund	4/20/2026	3,434.00
Rachel J. Hess	Court Appointed Counsel	Judiciary and Courts	General Fund	4/20/2026	3,434.00
Marielisa Jackson	Court Appointed Counsel	Judiciary and Courts	General Fund	4/20/2026	3,434.00
Insight Public Sector Inc	Judicial Technology Fine Expenses	Judiciary and Courts	General Fund	4/6/2026	158.63
Insight Public Sector Inc	Judicial Technology Fine Expenses	Judiciary and Courts	General Fund	4/6/2026	142.44
Insight Public Sector Inc	Judicial Technology Fine Expenses	Judiciary and Courts	General Fund	4/20/2026	158.63
JP Morgan Chase Bank, N.A.	Judicial Technology Fine Expenses	Judiciary and Courts	General Fund	4/20/2026	507.26
Document Imaging Services LLC	Judicial Technology Fine Expenses	Judiciary and Courts	General Fund	4/20/2026	509.00
Document Imaging Services LLC	Judicial Technology Fine Expenses	Judiciary and Courts	General Fund	4/20/2026	79.00
Gordon Flesch Company, Inc.	Equipment Rental	Judiciary and Courts	General Fund	4/6/2026	18.97
Gordon Flesch Company, Inc.	Equipment Rental	Judiciary and Courts	General Fund	4/6/2026	490.16
Gordon Flesch Company, Inc.	Equipment Rental	Judiciary and Courts	General Fund	4/6/2026	72.80
Gordon Flesch Company, Inc.	Equipment Rental	Judiciary and Courts	General Fund	4/6/2026	14.75
Gordon Flesch Company, Inc.	Equipment Rental	Judiciary and Courts	General Fund	4/6/2026	41.81
Gordon Flesch Company, Inc.	Equipment Rental	Judiciary and Courts	General Fund	4/6/2026	38.75
Canon USA, Inc.	Equipment Rental	Judiciary and Courts	General Fund	4/20/2026	119.15
Charlie Fox's Pizzeria & Eatery, LLC	Conferences and Meetings	Judiciary and Courts	General Fund	4/6/2026	27.82
JP Morgan Chase Bank, N.A.	Conferences and Meetings	Judiciary and Courts	General Fund	4/20/2026	3,948.81
JP Morgan Chase Bank, N.A.	Conferences and Meetings	Judiciary and Courts	General Fund	4/20/2026	459.72
Just In Time Coffee, LLC	Conferences and Meetings	Judiciary and Courts	General Fund	4/20/2026	60.00
JP Morgan Chase Bank, N.A.	General Association Dues	Judiciary and Courts	General Fund	4/20/2026	207.00
DS Services of America, Inc. dba Primo Water NA	Miscellaneous Contractual Exp	Judiciary and Courts	General Fund	4/6/2026	55.42
DS Services of America, Inc. dba Primo Water NA	Miscellaneous Contractual Exp	Judiciary and Courts	General Fund	4/6/2026	49.42
DS Services of America, Inc. dba Primo Water NA	Miscellaneous Contractual Exp	Judiciary and Courts	General Fund	4/6/2026	672.90
DS Services of America, Inc. dba Primo Water NA	Miscellaneous Contractual Exp	Judiciary and Courts	General Fund	4/6/2026	38.44
DS Services of America, Inc. dba Primo Water NA	Miscellaneous Contractual Exp	Judiciary and Courts	General Fund	4/6/2026	66.41
DS Services of America, Inc. dba Primo Water NA	Miscellaneous Contractual Exp	Judiciary and Courts	General Fund	4/6/2026	11.99

VENDOR	NATURE OF CLAIM	OFFICE / DEPARTMENT	FUND	DATE PAID	AMOUNT PAID
DS Services of America, Inc. dba Primo Water NA	Miscellaneous Contractual Exp	Judiciary and Courts	General Fund	4/6/2026	17.46
JC Licht, LLC	Miscellaneous Contractual Exp	Judiciary and Courts	General Fund	4/6/2026	2,038.20
Peloton Workforce, Inc.	Miscellaneous Contractual Exp	Judiciary and Courts	General Fund	4/6/2026	630.00
JP Morgan Chase Bank, N.A.	Miscellaneous Contractual Exp	Judiciary and Courts	General Fund	4/20/2026	2,760.00
Warehouse Direct, Inc.	Office Supplies	Judiciary and Courts	General Fund	4/6/2026	24.84
Warehouse Direct, Inc.	Office Supplies	Judiciary and Courts	General Fund	4/20/2026	51.89
Warehouse Direct, Inc.	Office Supplies	Judiciary and Courts	General Fund	4/20/2026	82.45
JP Morgan Chase Bank, N.A.	Operating Supplies	Judiciary and Courts	General Fund	4/20/2026	323.57
Insight Public Sector Inc	Computer Related Supplies	Judiciary and Courts	General Fund	4/20/2026	1,880.00
JP Morgan Chase Bank, N.A.	Computer Related Supplies	Judiciary and Courts	General Fund	4/20/2026	160.62
JP Morgan Chase Bank, N.A.	Books and Subscriptions	Judiciary and Courts	General Fund	4/20/2026	300.00
JP Morgan Chase Bank, N.A.	Uniform Supplies	Judiciary and Courts	General Fund	4/20/2026	77.55
Marberry Cleaners & Launderers	Uniform Supplies	Judiciary and Courts	General Fund	4/20/2026	8.25
Pitney Bowes, Inc.	Repairs and Maint- Equipment	Circuit Clerk	General Fund	4/6/2026	231.63
JP Morgan Chase Bank, N.A.	Conferences and Meetings	Circuit Clerk	General Fund	4/20/2026	536.96
DS Services of America, Inc. dba Primo Water NA	Office Supplies	Circuit Clerk	General Fund	4/6/2026	85.82
JP Morgan Chase Bank, N.A.	Conferences and Meetings	Circuit Clerk	General Fund	4/20/2026	236.96
Gwendolyn G. Grist	Employee Mileage Expense	Circuit Clerk	General Fund	4/6/2026	121.80
Michael John Kovach	Employee Mileage Expense	Circuit Clerk	General Fund	4/6/2026	29.73
Michael John Kovach	Employee Mileage Expense	Circuit Clerk	General Fund	4/20/2026	36.98
Penny Lange	Employee Mileage Expense	Circuit Clerk	General Fund	4/20/2026	52.20
Cheyanne H. Lowery	Employee Mileage Expense	Circuit Clerk	General Fund	4/20/2026	11.60
Brooke K. Schultz	Employee Mileage Expense	Circuit Clerk	General Fund	4/20/2026	26.83
Sonal M. Sikligar	Employee Mileage Expense	Circuit Clerk	General Fund	4/20/2026	47.13
Avani P. Vyas	Employee Mileage Expense	Circuit Clerk	General Fund	4/20/2026	14.50
Emma Zub	Employee Mileage Expense	Circuit Clerk	General Fund	4/20/2026	104.40
Jennifer Zuttermeister	Employee Mileage Expense	Circuit Clerk	General Fund	4/20/2026	65.25
Gwendolyn G. Grist	Employee Mileage Expense	Circuit Clerk	General Fund	4/20/2026	208.80
Katherine V. Hernandez	Employee Mileage Expense	Circuit Clerk	General Fund	4/20/2026	27.55
Jennifer Lauren Johnson	Employee Mileage Expense	Circuit Clerk	General Fund	4/20/2026	73.95
MaryAnn Kabara	Employee Mileage Expense	Circuit Clerk	General Fund	4/20/2026	100.05
Shauna Kane	Employee Mileage Expense	Circuit Clerk	General Fund	4/20/2026	166.03
Marissa Brown	Employee Mileage Expense	Circuit Clerk	General Fund	4/20/2026	23.20
Heather J. Cameron	Employee Mileage Expense	Circuit Clerk	General Fund	4/20/2026	39.15
Jason M. Crowley	Employee Mileage Expense	Circuit Clerk	General Fund	4/20/2026	27.55
Colleen Cruz	Employee Mileage Expense	Circuit Clerk	General Fund	4/20/2026	226.93
Janet Davis	Employee Mileage Expense	Circuit Clerk	General Fund	4/20/2026	29.00
Theodore James Farrell	Employee Mileage Expense	Circuit Clerk	General Fund	4/20/2026	28.28
American Stamp & Marking Products, Inc.	Office Supplies	Circuit Clerk	General Fund	4/6/2026	160.47
American Stamp & Marking Products, Inc.	Office Supplies	Circuit Clerk	General Fund	4/20/2026	160.53
JP Morgan Chase Bank, N.A.	Office Supplies	Circuit Clerk	General Fund	4/20/2026	25.63
JP Morgan Chase Bank, N.A.	Office Supplies	Circuit Clerk	General Fund	4/20/2026	101.52
American Stamp & Marking Products, Inc.	Office Supplies	Circuit Clerk	General Fund	4/20/2026	280.31
JP Morgan Chase Bank, N.A.	Office Supplies	Circuit Clerk	General Fund	4/20/2026	33.84
Statewide Publishing, LLC	Legal Services	Circuit Clerk	General Fund	4/20/2026	60.00
JP Morgan Chase Bank, N.A.	Office Supplies	Circuit Clerk	General Fund	4/20/2026	41.02
Illinois State's Attorneys Association	Contractual/Consulting Services	State's Attorney	General Fund	4/6/2026	10,000.00
[redacted]		State's Attorney	General Fund	4/6/2026	406.39
[redacted]		State's Attorney	General Fund	4/6/2026	252.78
[redacted]		State's Attorney	General Fund	4/20/2026	118.56
[redacted]		State's Attorney	General Fund	4/20/2026	327.55
[redacted]		State's Attorney	General Fund	4/20/2026	21.50
[redacted]		State's Attorney	General Fund	4/20/2026	164.64
[redacted]		State's Attorney	General Fund	4/20/2026	61.00

VENDOR	NATURE OF CLAIM	OFFICE / DEPARTMENT	FUND	DATE PAID	AMOUNT PAID
[redacted]		State's Attorney	General Fund	4/20/2026	16.00
Barbara A. Johnston	Court Reporter Costs	State's Attorney	General Fund	4/6/2026	664.00
Margaret E. Steinberg	Court Reporter Costs	State's Attorney	General Fund	4/6/2026	80.00
Tabitha Joann Watson	Court Reporter Costs	State's Attorney	General Fund	4/6/2026	48.00
Tabitha Joann Watson	Court Reporter Costs	State's Attorney	General Fund	4/6/2026	200.00
Theresa (Terri) Wells	Court Reporter Costs	State's Attorney	General Fund	4/6/2026	28.00
Theresa (Terri) Wells	Court Reporter Costs	State's Attorney	General Fund	4/6/2026	92.00
Theresa (Terri) Wells	Court Reporter Costs	State's Attorney	General Fund	4/6/2026	16.00
Nicole M. Breytspraak	Court Reporter Costs	State's Attorney	General Fund	4/6/2026	16.50
Jennifer A. Campbell	Court Reporter Costs	State's Attorney	General Fund	4/6/2026	1,048.00
Jennifer A. Campbell	Court Reporter Costs	State's Attorney	General Fund	4/6/2026	400.00
Mary Jo D'Avola	Court Reporter Costs	State's Attorney	General Fund	4/6/2026	40.00
Mary Jo D'Avola	Court Reporter Costs	State's Attorney	General Fund	4/6/2026	1,132.00
Mary Jo D'Avola	Court Reporter Costs	State's Attorney	General Fund	4/20/2026	236.00
Mary Jo D'Avola	Court Reporter Costs	State's Attorney	General Fund	4/20/2026	313.50
Nicole M. Breytspraak	Court Reporter Costs	State's Attorney	General Fund	4/20/2026	52.00
Theresa (Terri) Wells	Court Reporter Costs	State's Attorney	General Fund	4/20/2026	20.00
Donna L. Watwood	Court Reporter Costs	State's Attorney	General Fund	4/20/2026	24.00
Stacy S. Warpool	Court Reporter Costs	State's Attorney	General Fund	4/20/2026	1,072.00
Toshiba America Business Solutions, Inc	Repairs and Maint- Copiers	State's Attorney	General Fund	4/6/2026	48.91
Toshiba America Business Solutions, Inc	Repairs and Maint- Copiers	State's Attorney	General Fund	4/20/2026	21.21
Toshiba America Business Solutions, Inc	Repairs and Maint- Copiers	State's Attorney	General Fund	4/20/2026	75.83
Toshiba America Business Solutions, Inc	Repairs and Maint- Copiers	State's Attorney	General Fund	4/20/2026	98.88
Toshiba America Business Solutions, Inc	Repairs and Maint- Copiers	State's Attorney	General Fund	4/20/2026	715.37
Toshiba America Business Solutions, Inc	Repairs and Maint- Copiers	State's Attorney	General Fund	4/20/2026	60.83
Toshiba America Business Solutions, Inc	Repairs and Maint- Copiers	State's Attorney	General Fund	4/20/2026	75.15
Fox Valley Glass, Inc.	Repairs and Maint- Vehicles	State's Attorney	General Fund	4/20/2026	964.99
JP Morgan Chase Bank, N.A.	Conferences and Meetings	State's Attorney	General Fund	4/20/2026	650.00
JP Morgan Chase Bank, N.A.	Conferences and Meetings	State's Attorney	General Fund	4/20/2026	316.79
JP Morgan Chase Bank, N.A.	Employee Training	State's Attorney	General Fund	4/20/2026	3,991.06
JP Morgan Chase Bank, N.A.	Employee Training	State's Attorney	General Fund	4/20/2026	159.04
Jamie L. Mosser	Employee Mileage Expense	State's Attorney	General Fund	4/20/2026	187.05
JP Morgan Chase Bank, N.A.	General Association Dues	State's Attorney	General Fund	4/20/2026	95.00
JP Morgan Chase Bank, N.A.	Office Supplies	State's Attorney	General Fund	4/20/2026	65.85
JP Morgan Chase Bank, N.A.	Office Supplies	State's Attorney	General Fund	4/20/2026	314.50
Warehouse Direct, Inc.	Office Supplies	State's Attorney	General Fund	4/20/2026	339.04
Warehouse Direct, Inc.	Office Supplies	State's Attorney	General Fund	4/20/2026	12.85
Eagle Engraving, Inc.	Operating Supplies	State's Attorney	General Fund	4/6/2026	34.00
JP Morgan Chase Bank, N.A.	Operating Supplies	State's Attorney	General Fund	4/20/2026	177.99
JP Morgan Chase Bank, N.A.	Operating Supplies	State's Attorney	General Fund	4/20/2026	9.99
JP Morgan Chase Bank, N.A.	Operating Supplies	State's Attorney	General Fund	4/20/2026	3,169.61
CDW Government, Inc.	Office Equipment - Non Capital	State's Attorney	General Fund	4/20/2026	616.83
CelleBrite, Inc.	Computer Software- Non Capital	State's Attorney	General Fund	4/20/2026	29,870.00
JP Morgan Chase Bank, N.A.	Computer Software- Non Capital	State's Attorney	General Fund	4/20/2026	179.80
Insight Public Sector Inc	Computer Hardware- Non Capital	State's Attorney	General Fund	4/6/2026	350.00
Insight Public Sector Inc	Computer Hardware- Non Capital	State's Attorney	General Fund	4/20/2026	28.00
CDW Government, Inc.	Computer Hardware- Non Capital	State's Attorney	General Fund	4/20/2026	330.88
WEX Bank	Fuel- Vehicles	State's Attorney	General Fund	4/20/2026	1,404.33
Groot Recycling dba Accurate Document Destruction	Operating Supplies	State's Attorney	General Fund	4/20/2026	1,430.00
JP Morgan Chase Bank, N.A.	Operating Supplies	State's Attorney	General Fund	4/20/2026	1,934.20
WEX Bank	Fuel- Vehicles	State's Attorney	General Fund	4/20/2026	212.92
JP Morgan Chase Bank, N.A.	Repairs and Maint- Vehicles	State's Attorney	General Fund	4/20/2026	617.60
JP Morgan Chase Bank, N.A.	Conferences and Meetings	State's Attorney	General Fund	4/20/2026	600.00
Magnet Forensics, LLC	Employee Training	State's Attorney	General Fund	4/20/2026	7,999.00

VENDOR	NATURE OF CLAIM	OFFICE / DEPARTMENT	FUND	DATE PAID	AMOUNT PAID
Magnet Forensics, LLC	Computer Software- Non Capital	State's Attorney	General Fund	4/20/2026	19,805.80
WEX Bank	Fuel- Vehicles	State's Attorney	General Fund	4/20/2026	637.65
Anjali Nandi	Employee Training	State's Attorney	General Fund	4/6/2026	4,000.00
[redacted]		Public Defender	General Fund	4/6/2026	500.00
Toshiba America Business Solutions, Inc	Repairs and Maint- Copiers	Public Defender	General Fund	4/20/2026	53.87
Illinois Public Defender Association	Employee Training	Public Defender	General Fund	4/20/2026	500.00
JP Morgan Chase Bank, N.A.	Employee Training	Public Defender	General Fund	4/20/2026	960.00
JP Morgan Chase Bank, N.A.	Employee Training	Public Defender	General Fund	4/20/2026	293.65
JP Morgan Chase Bank, N.A.	Miscellaneous Contractual Exp	Public Defender	General Fund	4/20/2026	33.98
DS Services of America, Inc. dba Primo Water NA	Office Supplies	Public Defender	General Fund	4/6/2026	108.29
DS Services of America, Inc. dba Primo Water NA	Office Supplies	Public Defender	General Fund	4/6/2026	7.98
JP Morgan Chase Bank, N.A.	Office Supplies	Public Defender	General Fund	4/20/2026	127.75
Thomson Reuters GRC, Inc. (West Government)	Books and Subscriptions	Public Defender	General Fund	4/6/2026	972.02
Thomson Reuters GRC, Inc. (West Government)	Books and Subscriptions	Public Defender	General Fund	4/20/2026	292.28
Thomson Reuters GRC, Inc. (West Government)	Books and Subscriptions	Public Defender	General Fund	4/20/2026	5,274.24
Axon Enterprise, Inc.	Contractual/Consulting Services	Sheriff	General Fund	4/6/2026	21,600.00
Collision Forensic Solutions, LLC	Contractual/Consulting Services	Sheriff	General Fund	4/6/2026	11,932.95
Enhanced Administration Consulting, LLC	Contractual/Consulting Services	Sheriff	General Fund	4/6/2026	2,400.00
Flock Group, Inc. dba Flock Safety	Contractual/Consulting Services	Sheriff	General Fund	4/6/2026	500.00
Motorola Solutions, Inc.	Contractual/Consulting Services	Sheriff	General Fund	4/6/2026	12,152.00
Tyler Technologies, Inc. (New World)	Contractual/Consulting Services	Sheriff	General Fund	4/20/2026	7,035.00
KS State Bank	Contractual/Consulting Services	Sheriff	General Fund	4/20/2026	23,734.91
Carahsoft Technology Corporation	Contractual/Consulting Services	Sheriff	General Fund	4/20/2026	29,115.55
Northwestern Medicine Delnor Hospital	Medical/Dental/Hospital Services	Sheriff	General Fund	4/6/2026	1,832.00
Physicians Immediate Care Chicago PLLC dba Wellnow	Medical/Dental/Hospital Services	Sheriff	General Fund	4/6/2026	1,491.00
Physicians Immediate Care Chicago PLLC dba Wellnow	Medical/Dental/Hospital Services	Sheriff	General Fund	4/20/2026	1,166.00
Sentinel Offender Services, LLC	Extradition Costs	Sheriff	General Fund	4/6/2026	9,192.80
JP Morgan Chase Bank, N.A.	Extradition Costs	Sheriff	General Fund	4/20/2026	975.70
JP Morgan Chase Bank, N.A.	Extradition Costs	Sheriff	General Fund	4/20/2026	281.16
JP Morgan Chase Bank, N.A.	Extradition Costs	Sheriff	General Fund	4/20/2026	1,647.04
JP Morgan Chase Bank, N.A.	Extradition Costs	Sheriff	General Fund	4/20/2026	1,189.06
JP Morgan Chase Bank, N.A.	Extradition Costs	Sheriff	General Fund	4/20/2026	764.86
JP Morgan Chase Bank, N.A.	Extradition Costs	Sheriff	General Fund	4/20/2026	1,958.26
JP Morgan Chase Bank, N.A.	Extradition Costs	Sheriff	General Fund	4/20/2026	522.98
Kane County Sheriff - Petty Cash	Extradition Costs	Sheriff	General Fund	4/20/2026	136.00
Kane County Sheriff - Petty Cash	Extradition Costs	Sheriff	General Fund	4/20/2026	136.00
Kane County Sheriff - Petty Cash	Extradition Costs	Sheriff	General Fund	4/20/2026	172.00
Kane County Sheriff - Petty Cash	Extradition Costs	Sheriff	General Fund	4/20/2026	172.00
Kane County Sheriff - Petty Cash	Extradition Costs	Sheriff	General Fund	4/20/2026	136.00
Kane County Sheriff - Petty Cash	Extradition Costs	Sheriff	General Fund	4/20/2026	136.00
Toshiba America Business Solutions, Inc	Repairs and Maint- Copiers	Sheriff	General Fund	4/6/2026	285.03
Impact Networking, LLC	Repairs and Maint- Copiers	Sheriff	General Fund	4/6/2026	124.20
Impact Networking, LLC	Repairs and Maint- Copiers	Sheriff	General Fund	4/20/2026	204.86
Toshiba America Business Solutions, Inc	Repairs and Maint- Copiers	Sheriff	General Fund	4/20/2026	83.13
Toshiba America Business Solutions, Inc	Repairs and Maint- Copiers	Sheriff	General Fund	4/20/2026	17.83
APC Stores, Inc. (Bumper to Bumper)	Repairs and Maint- Vehicles	Sheriff	General Fund	4/6/2026	169.99
APC Stores, Inc. (Bumper to Bumper)	Repairs and Maint- Vehicles	Sheriff	General Fund	4/6/2026	38.00
APC Stores, Inc. (Bumper to Bumper)	Repairs and Maint- Vehicles	Sheriff	General Fund	4/6/2026	582.98
APC Stores, Inc. (Bumper to Bumper)	Repairs and Maint- Vehicles	Sheriff	General Fund	4/6/2026	25.57
Elburn NAPA, Inc. dba North Aurora NAPA	Repairs and Maint- Vehicles	Sheriff	General Fund	4/6/2026	30.89
Elburn NAPA, Inc. dba North Aurora NAPA	Repairs and Maint- Vehicles	Sheriff	General Fund	4/6/2026	698.16
Elburn NAPA, Inc. dba North Aurora NAPA	Repairs and Maint- Vehicles	Sheriff	General Fund	4/6/2026	1,905.59
Elburn NAPA, Inc. dba North Aurora NAPA	Repairs and Maint- Vehicles	Sheriff	General Fund	4/6/2026	20.78
Computerized Fleet Analysis, Inc. dba CFA Software	Repairs and Maint- Vehicles	Sheriff	General Fund	4/6/2026	1,795.00

VENDOR	NATURE OF CLAIM	OFFICE / DEPARTMENT	FUND	DATE PAID	AMOUNT PAID
Pomp's Tire Service, Inc.	Repairs and Maint- Vehicles	Sheriff	General Fund	4/6/2026	523.80
Via Carlita, LLC dba Hawk Ford St. Charles	Repairs and Maint- Vehicles	Sheriff	General Fund	4/6/2026	28.13
Via Carlita, LLC dba Hawk Ford St. Charles	Repairs and Maint- Vehicles	Sheriff	General Fund	4/6/2026	99.00
Via Carlita, LLC dba Hawk Ford St. Charles	Repairs and Maint- Vehicles	Sheriff	General Fund	4/6/2026	89.38
Via Carlita, LLC dba Hawk Ford St. Charles	Repairs and Maint- Vehicles	Sheriff	General Fund	4/6/2026	20.00
Via Carlita, LLC dba Hawk Ford St. Charles	Repairs and Maint- Vehicles	Sheriff	General Fund	4/6/2026	121.00
Via Carlita, LLC dba Hawk Ford St. Charles	Repairs and Maint- Vehicles	Sheriff	General Fund	4/6/2026	(20.00)
Via Carlita, LLC dba Hawk Ford St. Charles	Repairs and Maint- Vehicles	Sheriff	General Fund	4/6/2026	5,148.75
Via Carlita, LLC dba Hawk Ford St. Charles	Repairs and Maint- Vehicles	Sheriff	General Fund	4/6/2026	(1,000.00)
Via Carlita, LLC dba Hawk Ford St. Charles	Repairs and Maint- Vehicles	Sheriff	General Fund	4/6/2026	97.50
Via Carlita, LLC dba Hawk Ford St. Charles	Repairs and Maint- Vehicles	Sheriff	General Fund	4/6/2026	93.75
Via Carlita, LLC dba Hawk Ford St. Charles	Repairs and Maint- Vehicles	Sheriff	General Fund	4/6/2026	19.63
Via Carlita, LLC dba Hawk Ford St. Charles	Repairs and Maint- Vehicles	Sheriff	General Fund	4/6/2026	1,039.40
Via Carlita, LLC dba Hawk Ford St. Charles	Repairs and Maint- Vehicles	Sheriff	General Fund	4/6/2026	(500.00)
Via Carlita, LLC dba Hawk Ford St. Charles	Repairs and Maint- Vehicles	Sheriff	General Fund	4/6/2026	100.00
Via Carlita, LLC dba Hawk Ford St. Charles	Repairs and Maint- Vehicles	Sheriff	General Fund	4/6/2026	(23.75)
Via Carlita, LLC dba Hawk Ford St. Charles	Repairs and Maint- Vehicles	Sheriff	General Fund	4/6/2026	23.75
Via Carlita, LLC dba Hawk Ford St. Charles	Repairs and Maint- Vehicles	Sheriff	General Fund	4/20/2026	895.70
Via Carlita, LLC dba Hawk Ford St. Charles	Repairs and Maint- Vehicles	Sheriff	General Fund	4/20/2026	115.23
Pomp's Tire Service, Inc.	Repairs and Maint- Vehicles	Sheriff	General Fund	4/20/2026	2,810.00
Duke & Lee's Johnsons Garage and Towing, Inc.	Repairs and Maint- Vehicles	Sheriff	General Fund	4/20/2026	125.00
JP Morgan Chase Bank, N.A.	Repairs and Maint- Vehicles	Sheriff	General Fund	4/20/2026	429.77
JP Morgan Chase Bank, N.A.	Repairs and Maint- Vehicles	Sheriff	General Fund	4/20/2026	680.00
Kane County Sheriff - Petty Cash	Repairs and Maint- Vehicles	Sheriff	General Fund	4/20/2026	282.33
Liberty Tire Recycling Holdco, LLC	Repairs and Maint- Vehicles	Sheriff	General Fund	4/20/2026	599.34
Mobilespike Technologies Inc	Repairs and Maint- Vehicles	Sheriff	General Fund	4/20/2026	3,375.34
APC Stores, Inc. (Bumper to Bumper)	Repairs and Maint- Vehicles	Sheriff	General Fund	4/20/2026	223.02
Bockman's, Inc. dba Bockman's Auto Truck & Tire	Repairs and Maint- Vehicles	Sheriff	General Fund	4/20/2026	59.00
Chicago Parts & Sound Enterprise	Repairs and Maint- Vehicles	Sheriff	General Fund	4/20/2026	551.94
North East Multi-Regional Training, Inc.	Employee Training	Sheriff	General Fund	4/6/2026	275.00
JP Morgan Chase Bank, N.A.	Employee Training	Sheriff	General Fund	4/20/2026	12,221.36
Kane County Sheriff - Petty Cash	Employee Training	Sheriff	General Fund	4/20/2026	52.00
Kane County Sheriff - Petty Cash	Employee Training	Sheriff	General Fund	4/20/2026	52.00
Kane County Sheriff - Petty Cash	Employee Training	Sheriff	General Fund	4/20/2026	52.00
Kane County Sheriff - Petty Cash	Employee Training	Sheriff	General Fund	4/20/2026	79.00
Kane County Sheriff - Petty Cash	Employee Training	Sheriff	General Fund	4/20/2026	79.00
Kane County Sheriff - Petty Cash	Employee Training	Sheriff	General Fund	4/20/2026	363.99
Kane County Sheriff - Petty Cash	Employee Training	Sheriff	General Fund	4/20/2026	301.00
Kane County Sheriff - Petty Cash	Employee Training	Sheriff	General Fund	4/20/2026	26.00
JP Morgan Chase Bank, N.A.	Sheriff Reimbursable Expense	Sheriff	General Fund	4/20/2026	1,769.76
JP Morgan Chase Bank, N.A.	Sheriff Reimbursable Expense	Sheriff	General Fund	4/20/2026	1,511.88
JP Morgan Chase Bank, N.A.	Sheriff Reimbursable Expense	Sheriff	General Fund	4/20/2026	145.30
JP Morgan Chase Bank, N.A.	Sheriff Reimbursable Expense	Sheriff	General Fund	4/20/2026	180.51
JP Morgan Chase Bank, N.A.	Sheriff Reimbursable Expense	Sheriff	General Fund	4/20/2026	2,040.32
JP Morgan Chase Bank, N.A.	Sheriff Reimbursable Expense	Sheriff	General Fund	4/20/2026	146.07
JP Morgan Chase Bank, N.A.	Sheriff Reimbursable Expense	Sheriff	General Fund	4/20/2026	634.32
JP Morgan Chase Bank, N.A.	Sheriff Reimbursable Expense	Sheriff	General Fund	4/20/2026	2,457.12
JP Morgan Chase Bank, N.A.	**Sheriff Reimbursable Expense**	**Sheriff**	**General Fund**	**4/20/2026**	**866.29**
JP Morgan Chase Bank, N.A.	Office Supplies	Sheriff	General Fund	4/20/2026	76.46
JP Morgan Chase Bank, N.A.	Office Supplies	Sheriff	General Fund	4/20/2026	112.59
JP Morgan Chase Bank, N.A.	Office Supplies	Sheriff	General Fund	4/20/2026	736.69
CDW Government, Inc.	Operating Supplies	Sheriff	General Fund	4/6/2026	1,278.46
Fox Valley Park District	Operating Supplies	Sheriff	General Fund	4/6/2026	500.00
Wagner Investigative Polygraph Service	Operating Supplies	Sheriff	General Fund	4/6/2026	100.00

VENDOR	NATURE OF CLAIM	OFFICE / DEPARTMENT	FUND	DATE PAID	AMOUNT PAID
Fox Valley Park District	Operating Supplies	Sheriff	General Fund	4/20/2026	500.00
JP Morgan Chase Bank, N.A.	Operating Supplies	Sheriff	General Fund	4/20/2026	29.99
JP Morgan Chase Bank, N.A.	Operating Supplies	Sheriff	General Fund	4/20/2026	6,835.59
JP Morgan Chase Bank, N.A.	Operating Supplies	Sheriff	General Fund	4/20/2026	239.84
JP Morgan Chase Bank, N.A.	Operating Supplies	Sheriff	General Fund	4/20/2026	5.00
JP Morgan Chase Bank, N.A.	Operating Supplies	Sheriff	General Fund	4/20/2026	15.32
JP Morgan Chase Bank, N.A.	Operating Supplies	Sheriff	General Fund	4/20/2026	2,269.69
JP Morgan Chase Bank, N.A.	Operating Supplies	Sheriff	General Fund	4/20/2026	769.84
JP Morgan Chase Bank, N.A.	Operating Supplies	Sheriff	General Fund	4/20/2026	46.65
JP Morgan Chase Bank, N.A.	**Operating Supplies**	**Sheriff**	**General Fund**	**4/20/2026**	**76.58**
Kane County Sheriff	Operating Supplies	Sheriff	General Fund	4/20/2026	388.00
Kane County Sheriff	Operating Supplies	Sheriff	General Fund	4/20/2026	154.00
Kane County Sheriff - Petty Cash	Operating Supplies	Sheriff	General Fund	4/20/2026	2,278.50
Kane County Sheriff - Petty Cash	Operating Supplies	Sheriff	General Fund	4/20/2026	3,213.88
Kane County Sheriff - Petty Cash	Operating Supplies	Sheriff	General Fund	4/20/2026	136.00
Kane County Sheriff - Petty Cash	Operating Supplies	Sheriff	General Fund	4/20/2026	68.00
Kane County Sheriff - Petty Cash	Operating Supplies	Sheriff	General Fund	4/20/2026	68.00
MKC Electric, LLC	Operating Supplies	Sheriff	General Fund	4/20/2026	2,283.65
MKC Electric, LLC	Operating Supplies	Sheriff	General Fund	4/20/2026	1,431.54
MKC Electric, LLC	Operating Supplies	Sheriff	General Fund	4/20/2026	1,818.64
Net Transcripts, Inc.	Operating Supplies	Sheriff	General Fund	4/20/2026	83.19
Deerfield Florida House, Inc. dba FHE Health	Operating Supplies	Sheriff	General Fund	4/20/2026	258.26
Deerfield Florida House, Inc. dba FHE Health	Operating Supplies	Sheriff	General Fund	4/20/2026	2,023.49
Area 419 Firearms, LLC	S.W.A.T. Supplies	Sheriff	General Fund	4/6/2026	3,625.20
Streicher's, Inc.	S.W.A.T. Supplies	Sheriff	General Fund	4/6/2026	735.00
JP Morgan Chase Bank, N.A.	S.W.A.T. Supplies	Sheriff	General Fund	4/20/2026	3,721.68
Kane County Sheriff - Petty Cash	S.W.A.T. Supplies	Sheriff	General Fund	4/20/2026	1,159.98
Cintas Corporation	Uniform Supplies	Sheriff	General Fund	4/6/2026	77.93
Cintas Corporation	Uniform Supplies	Sheriff	General Fund	4/6/2026	75.95
Collins Law Enforcement Supply, LLC	Uniform Supplies	Sheriff	General Fund	4/6/2026	1,300.00
Collins Law Enforcement Supply, LLC	Uniform Supplies	Sheriff	General Fund	4/6/2026	5,025.00
Ray O'Herron Co, Inc.	Uniform Supplies	Sheriff	General Fund	4/6/2026	1,665.34
Ray O'Herron Co, Inc.	Uniform Supplies	Sheriff	General Fund	4/6/2026	152.98
Ray O'Herron Co, Inc.	Uniform Supplies	Sheriff	General Fund	4/6/2026	161.16
Ray O'Herron Co, Inc.	Uniform Supplies	Sheriff	General Fund	4/6/2026	380.67
Ray O'Herron Co, Inc.	Uniform Supplies	Sheriff	General Fund	4/6/2026	**(305.96)**
Ray O'Herron Co, Inc.	Uniform Supplies	Sheriff	General Fund	4/6/2026	**(161.16)**
Ray O'Herron Co, Inc.	Uniform Supplies	Sheriff	General Fund	4/20/2026	152.98
Cintas Corporation	Uniform Supplies	Sheriff	General Fund	4/20/2026	55.61
Cintas Corporation	Uniform Supplies	Sheriff	General Fund	4/20/2026	55.61
Ray O'Herron Co, Inc.	Weapons and Ammunition	Sheriff	General Fund	4/6/2026	2,008.00
Mansfield Oil Company of Gainesville, Inc.	Fuel- Vehicles	Sheriff	General Fund	4/6/2026	5,532.57
Mansfield Oil Company of Gainesville, Inc.	Fuel- Vehicles	Sheriff	General Fund	4/6/2026	3,207.16
Mansfield Oil Company of Gainesville, Inc.	Fuel- Vehicles	Sheriff	General Fund	4/6/2026	2,867.82
Mansfield Oil Company of Gainesville, Inc.	Fuel- Vehicles	Sheriff	General Fund	4/6/2026	5,988.50
Mansfield Oil Company of Gainesville, Inc.	Fuel- Vehicles	Sheriff	General Fund	4/6/2026	2,424.47
Mansfield Oil Company of Gainesville, Inc.	Fuel- Vehicles	Sheriff	General Fund	4/6/2026	2,739.60
Mansfield Oil Company of Gainesville, Inc.	Fuel- Vehicles	Sheriff	General Fund	4/6/2026	2,078.60
Mansfield Oil Company of Gainesville, Inc.	Fuel- Vehicles	Sheriff	General Fund	4/6/2026	3,434.40
Mansfield Oil Company of Gainesville, Inc.	Fuel- Vehicles	Sheriff	General Fund	4/6/2026	3,333.61
Mansfield Oil Company of Gainesville, Inc.	Fuel- Vehicles	Sheriff	General Fund	4/6/2026	3,113.34
Mansfield Oil Company of Gainesville, Inc.	Fuel- Vehicles	Sheriff	General Fund	4/20/2026	2,779.78
Mansfield Oil Company of Gainesville, Inc.	Fuel- Vehicles	Sheriff	General Fund	4/20/2026	3,729.26
Mansfield Oil Company of Gainesville, Inc.	Fuel- Vehicles	Sheriff	General Fund	4/20/2026	3,533.18

VENDOR	NATURE OF CLAIM	OFFICE / DEPARTMENT	FUND	DATE PAID	AMOUNT PAID
Suburban Propane	Fuel- Vehicles	Sheriff	General Fund	4/20/2026	112.04
WEX Bank	Fuel- Vehicles	Sheriff	General Fund	4/20/2026	34,078.59
Wellpath, LLC	Medical/Dental/Hospital Services	Sheriff	General Fund	4/6/2026	332,994.84
Wellpath, LLC	Medical/Dental/Hospital Services	Sheriff	General Fund	4/20/2026	341,464.87
Lighthouse Recovery, Inc.	Medical/Dental/Hospital Services	Sheriff	General Fund	4/20/2026	25,000.00
Groot Recycling dba Accurate Document Destruction	Disposal and Water Softener Srvs	Sheriff	General Fund	4/20/2026	520.00
Stericycle, Inc.	Disposal and Water Softener Srvs	Sheriff	General Fund	4/20/2026	337.75
Richland Community College	Employee Training	Sheriff	General Fund	4/6/2026	12,760.00
University of Illinois	Employee Training	Sheriff	General Fund	4/20/2026	24,156.00
Net Transcripts, Inc.	Operating Supplies	Sheriff	General Fund	4/6/2026	363.46
Tronex International, Inc.	Operating Supplies	Sheriff	General Fund	4/6/2026	6,595.00
Valdes LLC	Operating Supplies	Sheriff	General Fund	4/6/2026	999.25
Valdes LLC	Operating Supplies	Sheriff	General Fund	4/6/2026	999.25
iTouch Biometrics, LLC	Operating Supplies	Sheriff	General Fund	4/6/2026	1,980.00
Warehouse Direct, Inc.	Operating Supplies	Sheriff	General Fund	4/6/2026	235.14
Warehouse Direct, Inc.	Operating Supplies	Sheriff	General Fund	4/6/2026	229.42
Warehouse Direct, Inc.	Operating Supplies	Sheriff	General Fund	4/6/2026	121.46
Warehouse Direct, Inc.	Operating Supplies	Sheriff	General Fund	4/6/2026	272.45
Warehouse Direct, Inc.	Operating Supplies	Sheriff	General Fund	4/6/2026	272.45
Warehouse Direct, Inc.	Operating Supplies	Sheriff	General Fund	4/20/2026	272.45
JP Morgan Chase Bank, N.A.	Operating Supplies	Sheriff	General Fund	4/20/2026	3,202.84
JP Morgan Chase Bank, N.A.	Operating Supplies	Sheriff	General Fund	4/20/2026	44.87
JP Morgan Chase Bank, N.A.	Operating Supplies	Sheriff	General Fund	4/20/2026	960.31
JP Morgan Chase Bank, N.A.	Operating Supplies	Sheriff	General Fund	4/20/2026	503.00
JP Morgan Chase Bank, N.A.	Operating Supplies	Sheriff	General Fund	4/20/2026	38.99
JP Morgan Chase Bank, N.A.	Operating Supplies	Sheriff	General Fund	4/20/2026	1,106.73
Kane County Sheriff - Petty Cash	Operating Supplies	Sheriff	General Fund	4/20/2026	2,440.00
Lighthouse Recovery, Inc.	Operating Supplies	Sheriff	General Fund	4/20/2026	37,500.00
Wagner Investigative Polygraph Service	Operating Supplies	Sheriff	General Fund	4/20/2026	50.00
OnTime Telecom, Inc. dba DialMyCalls	Operating Supplies	Sheriff	General Fund	4/20/2026	17.85
Bradford Systems Corporation	Operating Supplies	Sheriff	General Fund	4/20/2026	386.00
COPS & FIRE Personnel Testing Service	Operating Supplies	Sheriff	General Fund	4/20/2026	625.00
DeKalb County Government	Operating Supplies	Sheriff	General Fund	4/20/2026	2,325.00
Ray O'Herron Co, Inc.	Uniform Supplies	Sheriff	General Fund	4/6/2026	38.47
Cintas Corporation	Uniform Supplies	Sheriff	General Fund	4/6/2026	63.30
Cintas Corporation	Uniform Supplies	Sheriff	General Fund	4/6/2026	63.30
Cintas Corporation	Uniform Supplies	Sheriff	General Fund	4/6/2026	63.30
Cintas Corporation	Uniform Supplies	Sheriff	General Fund	4/20/2026	63.30
Cintas Corporation	Uniform Supplies	Sheriff	General Fund	4/20/2026	63.30
County of McHenry	Uniform Supplies	Sheriff	General Fund	4/20/2026	6,100.00
Aramark Services, Inc.	Food	Sheriff	General Fund	4/6/2026	112.32
Aramark Services, Inc.	Food	Sheriff	General Fund	4/6/2026	16,725.61
Aramark Services, Inc.	Food	Sheriff	General Fund	4/6/2026	280.20
Aramark Services, Inc.	Food	Sheriff	General Fund	4/6/2026	16,614.35
Aramark Services, Inc.	Food	Sheriff	General Fund	4/6/2026	42.66
Aramark Services, Inc.	Food	Sheriff	General Fund	4/6/2026	43.56
County of Kendall	Food	Sheriff	General Fund	4/6/2026	1,716.00
County of LaSalle	Food	Sheriff	General Fund	4/6/2026	2,015.00
County of LaSalle	Food	Sheriff	General Fund	4/6/2026	1,820.00
DS Services of America, Inc. dba Primo Water NA	Food	Sheriff	General Fund	4/6/2026	2.99
DS Services of America, Inc. dba Primo Water NA	Food	Sheriff	General Fund	4/6/2026	21.95
DS Services of America, Inc. dba Primo Water NA	Food	Sheriff	General Fund	4/6/2026	127.72
DS Services of America, Inc. dba Primo Water NA	Food	Sheriff	General Fund	4/6/2026	2.99
Kane County Sheriff - Petty Cash	Food	Sheriff	General Fund	4/6/2026	19.00

VENDOR	NATURE OF CLAIM	OFFICE / DEPARTMENT	FUND	DATE PAID	AMOUNT PAID
Kane County Sheriff - Petty Cash	Food	Sheriff	General Fund	4/6/2026	19.00
Aramark Services, Inc.	Food	Sheriff	General Fund	4/20/2026	44.64
Aramark Services, Inc.	Food	Sheriff	General Fund	4/20/2026	16,402.90
Aramark Services, Inc.	Food	Sheriff	General Fund	4/20/2026	4,795.42
Aramark Services, Inc.	Food	Sheriff	General Fund	4/20/2026	37.62
Aramark Services, Inc.	Food	Sheriff	General Fund	4/20/2026	16,294.49
Victory Supply, LLC	Clothing Supplies	Sheriff	General Fund	4/6/2026	299.50
Victory Supply, LLC	Clothing Supplies	Sheriff	General Fund	4/6/2026	871.20
Victory Supply, LLC	Clothing Supplies	Sheriff	General Fund	4/6/2026	807.60
Bob Barker Company, Inc.	Clothing Supplies	Sheriff	General Fund	4/20/2026	24.11
Physicians Immediate Care Chicago PLLC dba Wellnow	Medical/Dental/Hospital Services	Sheriff	General Fund	4/6/2026	907.00
Physicians Immediate Care Chicago PLLC dba Wellnow	Medical/Dental/Hospital Services	Sheriff	General Fund	4/6/2026	2,714.00
Smiths Detection, Inc.	Repairs and Maint- Equipment	Sheriff	General Fund	4/6/2026	2,307.00
Kane County Sheriff - Petty Cash	Employee Training	Sheriff	General Fund	4/20/2026	156.00
Kane County Sheriff - Petty Cash	Employee Training	Sheriff	General Fund	4/20/2026	156.00
JP Morgan Chase Bank, N.A.	Office Supplies	Sheriff	General Fund	4/20/2026	27.98
Warehouse Direct, Inc.	Office Supplies	Sheriff	General Fund	4/20/2026	33.78
Warehouse Direct, Inc.	Office Supplies	Sheriff	General Fund	4/20/2026	21.92
Midwest Occupational Health Mgmt Svcs Inc	Operating Supplies	Sheriff	General Fund	4/6/2026	190.00
Collins Law Enforcement Supply, LLC	Uniform Supplies	Sheriff	General Fund	4/20/2026	2,619.00
Smiths Detection, Inc.	Weapons and Ammunition	Sheriff	General Fund	4/6/2026	17,071.83
Ray O'Herron Co, Inc.	Weapons and Ammunition	Sheriff	General Fund	4/20/2026	6,024.00
Peter J. Burgert	Employee Mileage Expense	Merit Commission	General Fund	4/20/2026	232.00
Manuel E. Olalde	Employee Mileage Expense	Merit Commission	General Fund	4/20/2026	166.75
Resource Management Associates	Entrance/Promotional Testing	Merit Commission	General Fund	4/6/2026	1,608.80
Image-Pro Services & Supplies, Inc.	Office Supplies	Merit Commission	General Fund	4/20/2026	119.24
Illinois Probation & Court Services Association	Conferences and Meetings	Court Services	General Fund	4/6/2026	375.00
JP Morgan Chase Bank, N.A.	Conferences and Meetings	Court Services	General Fund	4/20/2026	904.30
JP Morgan Chase Bank, N.A.	Employee Training	Court Services	General Fund	4/20/2026	973.92
Tyler Technologies, Inc. (New World)	Software Licensing Cost	Court Services	General Fund	4/20/2026	1,469.16
Eco Clean Maintenance, Inc.	Janitorial Services	Court Services	General Fund	4/20/2026	1,112.00
Toshiba America Business Solutions, Inc	Repairs and Maint- Copiers	Court Services	General Fund	4/6/2026	123.17
SC Auto Inc DBA Midas Auto Service	Repairs and Maint- Vehicles	Court Services	General Fund	4/20/2026	1,137.89
Illinois Probation & Court Services Association	Conferences and Meetings	Court Services	General Fund	4/6/2026	1,850.00
JP Morgan Chase Bank, N.A.	Conferences and Meetings	Court Services	General Fund	4/20/2026	875.71
DS Services of America, Inc. dba Primo Water NA	Miscellaneous Contractual Exp	Court Services	General Fund	4/6/2026	32.93
DS Services of America, Inc. dba Primo Water NA	Miscellaneous Contractual Exp	Court Services	General Fund	4/6/2026	154.69
JP Morgan Chase Bank, N.A.	Miscellaneous Contractual Exp	Court Services	General Fund	4/20/2026	20.00
Warehouse Direct, Inc.	Office Supplies	Court Services	General Fund	4/6/2026	89.40
Kerri Brummel	Operating Supplies	Court Services	General Fund	4/6/2026	45.00
The Tree House, Inc.	Computer Related Supplies	Court Services	General Fund	4/6/2026	2,435.94
The Tree House, Inc.	Computer Related Supplies	Court Services	General Fund	4/20/2026	1,648.19
Thomson Reuters GRC, Inc. (West Government)	Books and Subscriptions	Court Services	General Fund	4/20/2026	324.21
WEX Bank	Fuel- Vehicles	Court Services	General Fund	4/20/2026	531.17
Family Counseling Services of Aurora	Psychological/Psychiatric Srvs	Court Services	General Fund	4/20/2026	275.00
Family Counseling Services of Aurora	Psychological/Psychiatric Srvs	Court Services	General Fund	4/20/2026	4,166.00
JP Morgan Chase Bank, N.A.	Conferences and Meetings	Court Services	General Fund	4/20/2026	250.52
JP Morgan Chase Bank, N.A.	Peer Group Activities Supplies	Court Services	General Fund	4/20/2026	361.20
Tyler Technologies, Inc. (New World)	Software Licensing Cost	Court Services	General Fund	4/20/2026	1,469.16
Waste Management of Illinois - West	Repairs and Maint- Buildings	Court Services	General Fund	4/20/2026	211.97
Toshiba America Business Solutions, Inc	Repairs and Maint- Copiers	Court Services	General Fund	4/20/2026	9.74
SC Auto Inc DBA Midas Auto Service	Repairs and Maint- Vehicles	Court Services	General Fund	4/20/2026	78.14
Illinois Probation & Court Services Association	Conferences and Meetings	Court Services	General Fund	4/6/2026	375.00
Illinois Probation & Court Services Association	Employee Training	Court Services	General Fund	4/6/2026	1,600.00

VENDOR	NATURE OF CLAIM	OFFICE / DEPARTMENT	FUND	DATE PAID	AMOUNT PAID
DS Services of America, Inc. dba Primo Water NA	Miscellaneous Contractual Exp	Court Services	General Fund	4/6/2026	42.91
Warehouse Direct, Inc.	Office Supplies	Court Services	General Fund	4/6/2026	236.86
JP Morgan Chase Bank, N.A.	Office Supplies	Court Services	General Fund	4/20/2026	46.30
The Tree House, Inc.	Computer Related Supplies	Court Services	General Fund	4/6/2026	778.20
The Tree House, Inc.	Computer Related Supplies	Court Services	General Fund	4/20/2026	1,327.73
WEX Bank	Fuel- Vehicles	Court Services	General Fund	4/20/2026	92.03
Family Service Association of Greater Elgin Area	Contractual/Consulting Services	Court Services	General Fund	4/6/2026	1,400.00
Diversified Correctional Services, LLC	Contractual/Consulting Services	Court Services	General Fund	4/20/2026	5,000.00
Tetrus Corp	Software Licensing Cost	Court Services	General Fund	4/6/2026	8,333.32
Charm-Tex, Inc.	Juvenile Board and Care	Court Services	General Fund	4/20/2026	251.60
Charm-Tex, Inc.	Juvenile Board and Care	Court Services	General Fund	4/20/2026	291.60
JP Morgan Chase Bank, N.A.	Juvenile Board and Care	Court Services	General Fund	4/20/2026	302.04
Garcia Clinical Laboratory, Inc.	Lab Services	Court Services	General Fund	4/6/2026	138.00
Convergint Technologies LLC	Repairs and Maint- Comm Equip	Court Services	General Fund	4/20/2026	10,289.52
Sentry Security Fasteners, Inc.	Repairs and Maint- Equipment	Court Services	General Fund	4/20/2026	526.40
Duke & Lee's Johnsons Garage and Towing, Inc.	Repairs and Maint- Vehicles	Court Services	General Fund	4/6/2026	480.30
Toshiba America Business Solutions, Inc	Repairs and Maint- Office Equip	Court Services	General Fund	4/6/2026	15.76
Illinois Probation & Court Services Association	Conferences and Meetings	Court Services	General Fund	4/6/2026	2,250.00
Illinois Probation & Court Services Association	Employee Training	Court Services	General Fund	4/6/2026	4,800.00
DS Services of America, Inc. dba Primo Water NA	Miscellaneous Contractual Exp	Court Services	General Fund	4/6/2026	221.54
Sysco Food Services Chicago	Operating Supplies	Court Services	General Fund	4/6/2026	676.47
Sysco Food Services Chicago	Operating Supplies	Court Services	General Fund	4/6/2026	446.99
Bob Barker Company, Inc.	Operating Supplies	Court Services	General Fund	4/20/2026	350.84
JP Morgan Chase Bank, N.A.	Operating Supplies	Court Services	General Fund	4/20/2026	**(21.16)**
JP Morgan Chase Bank, N.A.	Computer Related Supplies	Court Services	General Fund	4/20/2026	146.89
The Tree House, Inc.	Computer Related Supplies	Court Services	General Fund	4/20/2026	898.06
Thomson Reuters GRC, Inc. (West Government)	Books and Subscriptions	Court Services	General Fund	4/20/2026	1,296.84
LMC Enterprises, Inc. dba Initial Impressions	Uniform Supplies	Court Services	General Fund	4/20/2026	181.34
Lanter Distributing, LLC	Food	Court Services	General Fund	4/6/2026	51.59
Aramark Services, Inc.	Food	Court Services	General Fund	4/6/2026	1,116.16
Aramark Services, Inc.	Food	Court Services	General Fund	4/6/2026	1,057.30
Sysco Food Services Chicago	Food	Court Services	General Fund	4/6/2026	2,038.96
Sysco Food Services Chicago	Food	Court Services	General Fund	4/6/2026	325.14
Sysco Food Services Chicago	Food	Court Services	General Fund	4/20/2026	265.31
Aramark Services, Inc.	Food	Court Services	General Fund	4/20/2026	1,170.66
Aramark Services, Inc.	Food	Court Services	General Fund	4/20/2026	926.50
Synchrony Bank (Sam's Club Direct/Lowes)	Food	Court Services	General Fund	4/20/2026	407.40
Green Tree Pharmacy, Inc.	Medical Supplies and Drugs	Court Services	General Fund	4/6/2026	341.61
McKesson Medical Surgical	Medical Supplies and Drugs	Court Services	General Fund	4/6/2026	89.35
JP Morgan Chase Bank, N.A.	Incentives	Court Services	General Fund	4/20/2026	577.17
WEX Bank	Fuel- Vehicles	Court Services	General Fund	4/20/2026	82.85
Nancy S. Duarte	Contractual/Consulting Services	Court Services	General Fund	4/6/2026	500.00
JP Morgan Chase Bank, N.A.	Office Supplies	Court Services	General Fund	4/20/2026	38.07
Warehouse Direct, Inc.	Office Supplies	Court Services	General Fund	4/20/2026	121.82
JP Morgan Chase Bank, N.A.	Computer Related Supplies	Court Services	General Fund	4/20/2026	236.23
Elisa M. Lancaster	Conferences and Meetings	Court Services	General Fund	4/6/2026	908.80
Elisa M. Lancaster	Conferences and Meetings	Court Services	General Fund	4/20/2026	60.00
JP Morgan Chase Bank, N.A.	Conferences and Meetings	Court Services	General Fund	4/20/2026	1,108.95
Alexandra Tsang	Employee Mileage Expense	Court Services	General Fund	4/20/2026	87.00
Elisa M. Lancaster	General Association Dues	Court Services	General Fund	4/20/2026	738.50
Ellis O'Connor	General Association Dues	Court Services	General Fund	4/20/2026	124.00
JP Morgan Chase Bank, N.A.	Books and Subscriptions	Court Services	General Fund	4/20/2026	350.49
NCS Pearson, Inc.	Testing Materials	Court Services	General Fund	4/6/2026	106.60
Psychological Assessment Resources, Inc.	Testing Materials	Court Services	General Fund	4/6/2026	351.86

VENDOR	NATURE OF CLAIM	OFFICE / DEPARTMENT	FUND	DATE PAID	AMOUNT PAID
JP Morgan Chase Bank, N.A.	Testing Materials	Court Services	General Fund	4/20/2026	56.99
Aramark Services, Inc.	National School Lunch Program	Court Services	General Fund	4/6/2026	1,172.84
Aramark Services, Inc.	National School Lunch Program	Court Services	General Fund	4/6/2026	1,231.70
Aramark Services, Inc.	National School Lunch Program	Court Services	General Fund	4/20/2026	1,118.34
Aramark Services, Inc.	National School Lunch Program	Court Services	General Fund	4/20/2026	1,362.50
David A. Wold DDS, PC dba Bensenville Dental Care	Autopsies/Consulting	Coroner	General Fund	4/6/2026	700.00
David A. Wold DDS, PC dba Bensenville Dental Care	Autopsies/Consulting	Coroner	General Fund	4/6/2026	700.00
Marta A. Helenowski	Autopsies/Consulting	Coroner	General Fund	4/6/2026	17,050.00
Mitra B. Kalelkar	Autopsies/Consulting	Coroner	General Fund	4/6/2026	21,000.00
David A. Wold DDS, PC dba Bensenville Dental Care	Autopsies/Consulting	Coroner	General Fund	4/20/2026	700.00
David A. Wold DDS, PC dba Bensenville Dental Care	Autopsies/Consulting	Coroner	General Fund	4/20/2026	700.00
Tissue Techniques Pathology Labs, LLC	Toxicology Expense	Coroner	General Fund	4/20/2026	88.00
JP Morgan Chase Bank, N.A.	Conferences and Meetings	Coroner	General Fund	4/20/2026	1,470.31
Insight Public Sector Inc	Miscellaneous Contractual Exp	Coroner	General Fund	4/6/2026	158.63
Marlin Leasing Corporation dba PEAC Solutions	Miscellaneous Contractual Exp	Coroner	General Fund	4/6/2026	498.00
Stericycle, Inc.	Miscellaneous Contractual Exp	Coroner	General Fund	4/20/2026	863.49
JP Morgan Chase Bank, N.A.	Miscellaneous Contractual Exp	Coroner	General Fund	4/20/2026	2,574.67
JP Morgan Chase Bank, N.A.	Miscellaneous Contractual Exp	Coroner	General Fund	4/20/2026	100.00
WEX Bank	Fuel- Vehicles	Coroner	General Fund	4/20/2026	860.41
JP Morgan Chase Bank, N.A.	Repairs and Maint- Vehicles	Emergency Management Services	General Fund	4/20/2026	75.96
JP Morgan Chase Bank, N.A.	Office Supplies	Emergency Management Services	General Fund	4/20/2026	19.88
JP Morgan Chase Bank, N.A.	Computer Related Supplies	Emergency Management Services	General Fund	4/20/2026	0.99
JP Morgan Chase Bank, N.A.	Food	Emergency Management Services	General Fund	4/20/2026	13.96
WEX Bank	Fuel- Vehicles	Emergency Management Services	General Fund	4/20/2026	86.49
JP Morgan Chase Bank, N.A.	Repairs and Maint- Vehicles	Environmental Management	General Fund	4/20/2026	10.00
JP Morgan Chase Bank, N.A.	Conferences and Meetings	Environmental Management	General Fund	4/20/2026	1,007.90
JP Morgan Chase Bank, N.A.	Office Supplies	Environmental Management	General Fund	4/20/2026	116.36
Courtney Berg-Meyer	Operating Supplies	Environmental Management	General Fund	4/6/2026	70.00
JP Morgan Chase Bank, N.A.	Operating Supplies	Environmental Management	General Fund	4/20/2026	9.49
WEX Bank	Fuel- Vehicles	Environmental Management	General Fund	4/20/2026	91.45
JP Morgan Chase Bank, N.A.	Contractual/Consulting Services	Development	General Fund	4/20/2026	213.38
Paddock Publications (Daily Herald)	Legal Printing	Development	General Fund	4/20/2026	101.20
JP Morgan Chase Bank, N.A.	Conferences and Meetings	Development	General Fund	4/20/2026	1,350.68
Planet Depos, LLC	Conferences and Meetings	Development	General Fund	4/20/2026	1,639.40
David F. Schultz	Employee Mileage Expense	Development	General Fund	4/20/2026	26.97
JP Morgan Chase Bank, N.A.	General Association Dues	Development	General Fund	4/20/2026	885.00
Warehouse Direct, Inc.	Office Supplies	Development	General Fund	4/6/2026	24.89
Warehouse Direct, Inc.	Office Supplies	Development	General Fund	4/20/2026	43.38
Havlicek Geneva Ace Hardware, LLC	Operating Supplies	Development	General Fund	4/20/2026	5.39
JP Morgan Chase Bank, N.A.	Operating Supplies	Development	General Fund	4/20/2026	187.25
Camic Johnson, LTD	Contractual/Consulting Services	Development	General Fund	4/20/2026	400.00
Pitney Bowes, Inc.	Postage	Other- Countywide Expenses	General Fund	4/6/2026	2,417.60
Pitney Bowes, Inc.	Postage	Other- Countywide Expenses	General Fund	4/6/2026	285.12
Federal Express Corporation dba FedEx	Postage	Other- Countywide Expenses	General Fund	4/20/2026	383.51
Federal Express Corporation dba FedEx	Postage	Other- Countywide Expenses	General Fund	4/20/2026	17.23
Federal Express Corporation dba FedEx	Postage	Other- Countywide Expenses	General Fund	4/20/2026	95.81
Federal Express Corporation dba FedEx	Postage	Other- Countywide Expenses	General Fund	4/20/2026	14.99
Federal Express Corporation dba FedEx	Postage	Other- Countywide Expenses	General Fund	4/20/2026	238.42
The Master's Touch, LLC	Postage	Other- Countywide Expenses	General Fund	4/23/2026	116,000.00
Dell Marketing LP	Software Licensing Cost	Other- Countywide Expenses	General Fund	4/6/2026	70.12
Hodges-Mace LLC	Software Licensing Cost	Other- Countywide Expenses	General Fund	4/20/2026	1,935.00
Hodges-Mace LLC	Software Licensing Cost	Other- Countywide Expenses	General Fund	4/20/2026	1,935.00
JP Morgan Chase Bank, N.A.	Software Licensing Cost	Other- Countywide Expenses	General Fund	4/20/2026	612.00
JP Morgan Chase Bank, N.A.	Software Licensing Cost	Other- Countywide Expenses	General Fund	4/20/2026	40.00

VENDOR	NATURE OF CLAIM	OFFICE / DEPARTMENT	FUND	DATE PAID	AMOUNT PAID
JP Morgan Chase Bank, N.A.	Software Licensing Cost	Other- Countywide Expenses	General Fund	4/20/2026	20.00
Tyler Technologies, Inc. (New World)	Software Licensing Cost	Other- Countywide Expenses	General Fund	4/20/2026	4,600.00
Xerox IT Solutions, LLC	Software Licensing Cost	Other- Countywide Expenses	General Fund	4/20/2026	6,858.00
AT&T dba AT&T Enterprises, LLC	Telephone	Other- Countywide Expenses	General Fund	4/6/2026	10,416.07
AT&T dba AT&T Enterprises, LLC	Telephone	Other- Countywide Expenses	General Fund	4/6/2026	144.87
AT&T dba AT&T Enterprises, LLC	Telephone	Other- Countywide Expenses	General Fund	4/6/2026	1,297.12
AT&T dba AT&T Enterprises, LLC	Telephone	Other- Countywide Expenses	General Fund	4/6/2026	3,359.43
AT&T dba AT&T Enterprises, LLC	Telephone	Other- Countywide Expenses	General Fund	4/6/2026	4,929.46
AT&T dba AT&T Enterprises, LLC	Telephone	Other- Countywide Expenses	General Fund	4/6/2026	409.53
AT&T dba AT&T Enterprises, LLC	Telephone	Other- Countywide Expenses	General Fund	4/6/2026	335.51
JP Morgan Chase Bank, N.A.	Telephone	Other- Countywide Expenses	General Fund	4/20/2026	207.85
PTS Communications, Inc.	Telephone	Other- Countywide Expenses	General Fund	4/20/2026	100.00
Verizon Wireless	Cellular Phone	Other- Countywide Expenses	General Fund	4/6/2026	33,410.82
Verizon Wireless	Cellular Phone	Other- Countywide Expenses	General Fund	4/6/2026	**(33,410.82)**
Verizon Wireless	Cellular Phone	Other- Countywide Expenses	General Fund	4/6/2026	33,514.44
Verizon Wireless	Cellular Phone	Other- Countywide Expenses	General Fund	4/6/2026	**(33,514.44)**
AT&T Mobility dba AT&T National Accounts, LLC	Cellular Phone	Other- Countywide Expenses	General Fund	4/20/2026	62.50
AT&T Mobility dba AT&T National Accounts, LLC	Cellular Phone	Other- Countywide Expenses	General Fund	4/20/2026	28.12
Spok, Inc.	Cellular Phone	Other- Countywide Expenses	General Fund	4/20/2026	12.99
T-Mobile USA, Inc.	Cellular Phone	Other- Countywide Expenses	General Fund	4/20/2026	79.00
AT&T dba AT&T Enterprises, LLC	Internet	Other- Countywide Expenses	General Fund	4/6/2026	190.03
Andrew Dohr	Internet	Other- Countywide Expenses	General Fund	4/6/2026	109.90
Benjamin J. Fox	Internet	Other- Countywide Expenses	General Fund	4/6/2026	141.98
Eric C. Gwillim	Internet	Other- Countywide Expenses	General Fund	4/6/2026	95.00
Christopher R. Hemesath	Internet	Other- Countywide Expenses	General Fund	4/6/2026	89.95
Darin P. Earl	Internet	Other- Countywide Expenses	General Fund	4/6/2026	119.99
Corey Malis	Internet	Other- Countywide Expenses	General Fund	4/6/2026	109.00
Steven Shackleton	Internet	Other- Countywide Expenses	General Fund	4/6/2026	95.00
Blair Peters	Internet	Other- Countywide Expenses	General Fund	4/20/2026	85.00
Brooke Roff	Internet	Other- Countywide Expenses	General Fund	4/20/2026	95.00
Darin P. Earl	Internet	Other- Countywide Expenses	General Fund	4/20/2026	119.99
JP Morgan Chase Bank, N.A.	Internet	Other- Countywide Expenses	General Fund	4/20/2026	550.00
JP Morgan Chase Bank, N.A.	Internet	Other- Countywide Expenses	General Fund	4/20/2026	192.99
JP Morgan Chase Bank, N.A.	Internet	Other- Countywide Expenses	General Fund	4/20/2026	146.08
JP Morgan Chase Bank, N.A.	Internet	Other- Countywide Expenses	General Fund	4/20/2026	4,082.47
Stephen Dolewski	Internet	Other- Countywide Expenses	General Fund	4/20/2026	105.00
JP Morgan Chase Bank, N.A.	Miscellaneous Supplies	Other- Countywide Expenses	General Fund	4/20/2026	1,633.74
Batavia Enterprises Real Estate, LLC	Building Lease	Other- Countywide Expenses	General Fund	4/20/2026	14,802.42
CCMSI	Project Administration Services	Human Resource Management	Insurance Liability	4/6/2026	34,594.45
Grant S. Wegner	Contractual/Consulting Services	Human Resource Management	Insurance Liability	4/20/2026	1,531.25
C&D Autobody Repair, Inc.	Liability Insurance	Human Resource Management	Insurance Liability	4/6/2026	3,565.91
C&D Autobody Repair, Inc.	Liability Insurance	Human Resource Management	Insurance Liability	4/6/2026	4,658.09
CCMSI	Liability Insurance	Human Resource Management	Insurance Liability	4/6/2026	0.00
State Street Collision, Inc.	Liability Insurance	Human Resource Management	Insurance Liability	4/6/2026	5,486.88
State Street Collision, Inc.	Liability Insurance	Human Resource Management	Insurance Liability	4/6/2026	16,243.27
State Street Collision, Inc.	Liability Insurance	Human Resource Management	Insurance Liability	4/6/2026	2,662.29
State Street Collision, Inc.	Liability Insurance	Human Resource Management	Insurance Liability	4/6/2026	2,943.90
Strypes Plus More, Inc.	Liability Insurance	Human Resource Management	Insurance Liability	4/6/2026	200.00
CCMSI	Liability Insurance	Human Resource Management	Insurance Liability	4/20/2026	11,738.54
Northern Contracting, Inc.	Liability Insurance	Human Resource Management	Insurance Liability	4/20/2026	2,642.90
Northern Contracting, Inc.	Liability Insurance	Human Resource Management	Insurance Liability	4/20/2026	2,957.96
Physicians Immediate Care Chicago PLLC dba Wellnow	Liability Insurance	Human Resource Management	Insurance Liability	4/20/2026	260.00
Illinois Workers Compensation Commission	Workers Compensation	Human Resource Management	Insurance Liability	4/6/2026	1,673.81
CCMSI	Workers Compensation	Human Resource Management	Insurance Liability	4/20/2026	49,696.71

VENDOR	NATURE OF CLAIM	OFFICE / DEPARTMENT	FUND	DATE PAID	AMOUNT PAID
Matthew J. Goncher	Workers Compensation	Human Resource Management	Insurance Liability	4/20/2026	1,126.78
Edgar K. Collison Law Offices, Ltd.	Legal Services	State's Attorney	Insurance Liability	4/6/2026	4,000.00
Franco & Moroney LLC dba Franco Moroney Buenik LLC	Legal Services	State's Attorney	Insurance Liability	4/6/2026	4,214.00
Hervas Condon & Bersani, PC	Legal Services	State's Attorney	Insurance Liability	4/6/2026	1,217.95
Laner Muchin, LTD	Legal Services	State's Attorney	Insurance Liability	4/6/2026	11,456.25
Swanson, Martin & Bell, LLP	Legal Services	State's Attorney	Insurance Liability	4/6/2026	735.00
Swanson, Martin & Bell, LLP	Legal Services	State's Attorney	Insurance Liability	4/20/2026	145.00
Laner Muchin, LTD	Legal Services	State's Attorney	Insurance Liability	4/20/2026	1,203.75
Kenneth C. Shepro	Legal Services	State's Attorney	Insurance Liability	4/20/2026	3,500.00
Franco & Moroney LLC dba Franco Moroney Buenik LLC	Legal Services	State's Attorney	Insurance Liability	4/20/2026	322.50
[redacted]		State's Attorney	Insurance Liability	4/20/2026	31.00
Chronicle Media, LLC	Legal Trial Notices	State's Attorney	Insurance Liability	4/20/2026	60.00
Planet Depos, LLC	Court Reporter Costs	State's Attorney	Insurance Liability	4/6/2026	817.60
Donna L. Watwood	Court Reporter Costs	State's Attorney	Insurance Liability	4/20/2026	218.50
Toshiba America Business Solutions, Inc	Repairs and Maint- Copiers	State's Attorney	Insurance Liability	4/6/2026	55.52
Toshiba America Business Solutions, Inc	Repairs and Maint- Copiers	State's Attorney	Insurance Liability	4/20/2026	39.70
JP Morgan Chase Bank, N.A.	Conferences and Meetings	State's Attorney	Insurance Liability	4/20/2026	94.92
JP Morgan Chase Bank, N.A.	Conferences and Meetings	State's Attorney	Insurance Liability	4/20/2026	77.10
JP Morgan Chase Bank, N.A.	Office Supplies	State's Attorney	Insurance Liability	4/20/2026	185.24
Carahsoft Technology Corporation	Computer Software- Non Capital	State's Attorney	Insurance Liability	4/20/2026	20,675.87
JP Morgan Chase Bank, N.A.	Computer Software- Non Capital	State's Attorney	Insurance Liability	4/20/2026	125.10
NV5 Geospatial, Inc.	Contractual/Consulting Services	Information Technologies	Geographic Information Systems	4/6/2026	58,042.60
Inner Corridor Technologies, Inc. dba TeachMeGIS	Employee Training	Information Technologies	Geographic Information Systems	4/6/2026	3,300.00
Inner Corridor Technologies, Inc. dba TeachMeGIS	Employee Training	Information Technologies	Geographic Information Systems	4/6/2026	1,100.00
JP Morgan Chase Bank, N.A.	General Association Dues	Information Technologies	Geographic Information Systems	4/20/2026	200.00
DS Services of America, Inc. dba Primo Water NA	Operating Supplies	Information Technologies	Geographic Information Systems	4/6/2026	37.92
JP Morgan Chase Bank, N.A.	Operating Supplies	Information Technologies	Geographic Information Systems	4/20/2026	22.47
JP Morgan Chase Bank, N.A.	Computer Hardware- Non Capital	Information Technologies	Geographic Information Systems	4/20/2026	299.00
PADS of Elgin, Inc.	External Grants	County Board	Grand Victoria Casino Elgin	4/6/2026	35,845.00
Defin.Net Solutions, Inc.	Contractual/Consulting Services	Other- Countywide Expenses	Public Safety Sales Tax	4/6/2026	13,000.00
Metronet Subsidiary Holdings, LLC	Contractual/Consulting Services	Other- Countywide Expenses	Public Safety Sales Tax	4/6/2026	700.00
City of West Chicago	Communications Equipment	Other- Countywide Expenses	Public Safety Sales Tax	4/6/2026	2,023.20
USIC Locating Services LLC	Communications Equipment	Other- Countywide Expenses	Public Safety Sales Tax	4/20/2026	1,217.04
Defin.Net Solutions, Inc.	Contractual/Consulting Services	Other- Countywide Expenses	Judicial Technology Sales Tax	4/6/2026	12,000.00
JP Morgan Chase Bank, N.A.	Contractual/Consulting Services	Other- Countywide Expenses	Judicial Technology Sales Tax	4/20/2026	208.33
JP Morgan Chase Bank, N.A.	Conferences and Meetings	Other- Countywide Expenses	Judicial Technology Sales Tax	4/20/2026	236.96
Axon Enterprise, Inc.	Equipment Lease	Sheriff	Sheriff's Vehicle & Equipment	4/6/2026	4,413.12
Axon Enterprise, Inc.	Equipment Lease	Sheriff	Sheriff's Vehicle & Equipment	4/6/2026	4,188.43
Axon Enterprise, Inc.	Equipment Lease	Sheriff	Sheriff's Vehicle & Equipment	4/6/2026	548.45
Chicago Parts and Sound, LLC	Automotive Equipment	Sheriff	Sheriff's Vehicle & Equipment	4/6/2026	16,421.40
Chicago Parts and Sound, LLC	Automotive Equipment	Sheriff	Sheriff's Vehicle & Equipment	4/6/2026	1,614.36
Currie Motors Frankfort, Inc.	Automotive Equipment	Sheriff	Sheriff's Vehicle & Equipment	4/6/2026	118,481.34
JP Morgan Chase Bank, N.A.	Automotive Equipment	Sheriff	Sheriff's Vehicle & Equipment	4/20/2026	454.60
Priority Products, Inc.	Automotive Equipment	Sheriff	Sheriff's Vehicle & Equipment	4/20/2026	792.37
Chicago Parts and Sound, LLC	Automotive Equipment	Sheriff	Sheriff's Vehicle & Equipment	4/20/2026	2,236.00
Land-Code, LLC	Contractual/Consulting Services	Recorder	Recorder's Automation	4/20/2026	28,000.00
Land-Code, LLC	Contractual/Consulting Services	Recorder	Recorder's Automation	4/20/2026	4,500.00
HOV Services, Inc. dba XBP Global	Operating Supplies	Recorder	Recorder's Automation	4/20/2026	388.42
HOV Services, Inc. dba XBP Global	Operating Supplies	Recorder	Recorder's Automation	4/20/2026	388.42
HOV Services, Inc. dba XBP Global	Operating Supplies	Recorder	Recorder's Automation	4/20/2026	388.42
Land-Code, LLC	Computer Related Supplies	Recorder	Recorder's Automation	4/6/2026	454.85
Land-Code, LLC	Computer Related Supplies	Recorder	Recorder's Automation	4/6/2026	4,500.00
Automated Forms & Graphics	General Printing	Circuit Clerk	Court Automation	4/20/2026	7,975.68
JP Morgan Chase Bank, N.A.	Conferences and Meetings	Circuit Clerk	Court Automation	4/20/2026	887.81

VENDOR	NATURE OF CLAIM	OFFICE / DEPARTMENT	FUND	DATE PAID	AMOUNT PAID
Canon USA, Inc.	Repairs and Maint- Copiers	Circuit Clerk	Court Document Storage	4/20/2026	28.53
Canon USA, Inc.	Repairs and Maint- Copiers	Circuit Clerk	Court Document Storage	4/20/2026	11.18
Image-Pro Services & Supplies, Inc.	Office Supplies	Circuit Clerk	Court Document Storage	4/6/2026	494.56
Image-Pro Services & Supplies, Inc.	Office Supplies	Circuit Clerk	Court Document Storage	4/6/2026	326.77
Image-Pro Services & Supplies, Inc.	Office Supplies	Circuit Clerk	Court Document Storage	4/6/2026	242.89
Image-Pro Services & Supplies, Inc.	Office Supplies	Circuit Clerk	Court Document Storage	4/6/2026	464.57
Image-Pro Services & Supplies, Inc.	Office Supplies	Circuit Clerk	Court Document Storage	4/6/2026	494.80
Image-Pro Services & Supplies, Inc.	Office Supplies	Circuit Clerk	Court Document Storage	4/6/2026	471.80
Image-Pro Services & Supplies, Inc.	Office Supplies	Circuit Clerk	Court Document Storage	4/20/2026	276.44
JP Morgan Chase Bank, N.A.	Conferences and Meetings	Circuit Clerk	Circuit Clerk Admin Services	4/20/2026	236.96
Warehouse Direct, Inc.	Office Supplies	Circuit Clerk	Circuit Clerk Admin Services	4/6/2026	47.56
Warehouse Direct, Inc.	Office Supplies	Circuit Clerk	Circuit Clerk Admin Services	4/6/2026	10.36
JP Morgan Chase Bank, N.A.	Office Supplies	Circuit Clerk	Circuit Clerk Admin Services	4/20/2026	40.89
Baker Tilly Advisory Group Parent, LP	Contractual/Consulting Services	Circuit Clerk	Circuit Ct Clerk Op and Admin	4/6/2026	9,000.00
[redacted]		State's Attorney	Drug Prosecution	4/20/2026	59.80
Barbara A. Johnston	Court Reporter Costs	State's Attorney	Drug Prosecution	4/6/2026	140.00
Margaret E. Steinberg	Court Reporter Costs	State's Attorney	Drug Prosecution	4/6/2026	216.00
Jennifer A. Campbell	Court Reporter Costs	State's Attorney	Drug Prosecution	4/6/2026	120.00
Mary Jo D'Avola	Court Reporter Costs	State's Attorney	Drug Prosecution	4/6/2026	184.00
Mary Jo D'Avola	Court Reporter Costs	State's Attorney	Drug Prosecution	4/20/2026	36.00
Stacy S. Warpool	Court Reporter Costs	State's Attorney	Drug Prosecution	4/20/2026	220.00
Barbara A. Johnston	Court Reporter Costs	State's Attorney	Child Advocacy Center	4/6/2026	32.00
Tabitha Joann Watson	Court Reporter Costs	State's Attorney	Child Advocacy Center	4/6/2026	60.00
Stacy S. Warpool	Court Reporter Costs	State's Attorney	Child Advocacy Center	4/20/2026	656.00
Toshiba America Business Solutions, Inc	Repairs and Maint- Copiers	State's Attorney	Child Advocacy Center	4/20/2026	30.58
Grisell M. Albor	Conferences and Meetings	State's Attorney	Child Advocacy Center	4/6/2026	48.79
Amy D. Bucci	Conferences and Meetings	State's Attorney	Child Advocacy Center	4/6/2026	73.22
Silvia Cruz	Conferences and Meetings	State's Attorney	Child Advocacy Center	4/6/2026	48.49
Deborah L. Conley, LTD	Conferences and Meetings	State's Attorney	Child Advocacy Center	4/6/2026	134.85
Elisa DeCanio	Conferences and Meetings	State's Attorney	Child Advocacy Center	4/6/2026	120.06
Kasandra Osorio	Conferences and Meetings	State's Attorney	Child Advocacy Center	4/6/2026	56.55
Julie Pohlman	Conferences and Meetings	State's Attorney	Child Advocacy Center	4/6/2026	67.74
Flor E. Rodriguez	Conferences and Meetings	State's Attorney	Child Advocacy Center	4/6/2026	26.56
Kallie Sakamoto	Conferences and Meetings	State's Attorney	Child Advocacy Center	4/6/2026	153.47
Alexandra Storto	Conferences and Meetings	State's Attorney	Child Advocacy Center	4/6/2026	12.47
Julie Turner, MSW	Conferences and Meetings	State's Attorney	Child Advocacy Center	4/6/2026	42.70
Yeraldi Morales	Conferences and Meetings	State's Attorney	Child Advocacy Center	4/6/2026	32.10
Beth Mullarkey	Conferences and Meetings	State's Attorney	Child Advocacy Center	4/6/2026	148.81
Betsy I. Ortiz	Conferences and Meetings	State's Attorney	Child Advocacy Center	4/20/2026	62.25
JP Morgan Chase Bank, N.A.	Conferences and Meetings	State's Attorney	Child Advocacy Center	4/20/2026	3,228.24
Grisell M. Albor	Employee Training	State's Attorney	Child Advocacy Center	4/6/2026	76.00
Amy D. Bucci	Employee Training	State's Attorney	Child Advocacy Center	4/6/2026	76.00
Silvia Cruz	Employee Training	State's Attorney	Child Advocacy Center	4/6/2026	76.00
Yeraldi Morales	Employee Training	State's Attorney	Child Advocacy Center	4/6/2026	76.00
Kasandra Osorio	Employee Training	State's Attorney	Child Advocacy Center	4/6/2026	76.00
Julie Pohlman	Employee Training	State's Attorney	Child Advocacy Center	4/6/2026	76.00
Flor E. Rodriguez	Employee Training	State's Attorney	Child Advocacy Center	4/6/2026	76.00
Alexandra Storto	Employee Training	State's Attorney	Child Advocacy Center	4/6/2026	76.00
JP Morgan Chase Bank, N.A.	Employee Training	State's Attorney	Child Advocacy Center	4/20/2026	373.70
JP Morgan Chase Bank, N.A.	Operating Supplies	State's Attorney	Child Advocacy Center	4/20/2026	61.47
Thomson Reuters GRC, Inc. (West Government)	Books and Subscriptions	State's Attorney	Child Advocacy Center	4/20/2026	31.11
JP Morgan Chase Bank, N.A.	Computer Software- Non Capital	State's Attorney	Child Advocacy Center	4/20/2026	16.99
JP Morgan Chase Bank, N.A.	Fuel- Vehicles	State's Attorney	Child Advocacy Center	4/20/2026	1,575.00
WEX Bank	Fuel- Vehicles	State's Attorney	Child Advocacy Center	4/20/2026	262.39

VENDOR	NATURE OF CLAIM	OFFICE / DEPARTMENT	FUND	DATE PAID	AMOUNT PAID
Thomson Reuters GRC, Inc. (West Government)	Books and Subscriptions	State's Attorney	Money Laundering - State's Atty	4/20/2026	5,460.68
Thomson Reuters GRC, Inc. (West Government)	Books and Subscriptions	State's Attorney	Money Laundering - State's Atty	4/20/2026	3,080.89
Verizon Wireless	Operating Supplies	Public Defender	Public Defender Special Fund	4/6/2026	1,099.98
JP Morgan Chase Bank, N.A.	Operating Supplies	Emergency Management Services	EMA Volunteer Fund	4/20/2026	40.63
Kane County Sheriff	Miscellaneous Contractual Exp	Emergency Management Services	KC Emergency Planning	4/20/2026	900.00
Ingrid Rivera Gonzalez	Professional Services	Law Library	Law Library	4/6/2026	156.60
Ingrid Rivera Gonzalez	Professional Services	Law Library	Law Library	4/6/2026	178.58
Ingrid Rivera Gonzalez	Professional Services	Law Library	Law Library	4/6/2026	156.60
Ingrid Rivera Gonzalez	Professional Services	Law Library	Law Library	4/6/2026	157.55
Ingrid Rivera Gonzalez	Professional Services	Law Library	Law Library	4/20/2026	151.00
Ingrid Rivera Gonzalez	Professional Services	Law Library	Law Library	4/20/2026	151.00
Ingrid Rivera Gonzalez	Professional Services	Law Library	Law Library	4/20/2026	151.00
Ingrid Rivera Gonzalez	Professional Services	Law Library	Law Library	4/20/2026	151.00
Ingrid Rivera Gonzalez	Professional Services	Law Library	Law Library	4/20/2026	151.00
Ingrid Rivera Gonzalez	Professional Services	Law Library	Law Library	4/20/2026	151.00
Ingrid Rivera Gonzalez	Professional Services	Law Library	Law Library	4/20/2026	151.00
Ingrid Rivera Gonzalez	Professional Services	Law Library	Law Library	4/20/2026	151.00
Ingrid Rivera Gonzalez	Professional Services	Law Library	Law Library	4/20/2026	151.75
Ingrid Rivera Gonzalez	Professional Services	Law Library	Law Library	4/20/2026	151.75
Ingrid Rivera Gonzalez	Professional Services	Law Library	Law Library	4/20/2026	151.75
Ingrid Rivera Gonzalez	Professional Services	Law Library	Law Library	4/20/2026	151.75
Kara P. Douylliez	Professional Services	Law Library	Law Library	4/20/2026	174.80
JP Morgan Chase Bank, N.A.	Employee Training	Law Library	Law Library	4/20/2026	25.02
Halle Eichert	Employee Mileage Expense	Law Library	Law Library	4/6/2026	10.37
Illinois Library Association	General Association Dues	Law Library	Law Library	4/20/2026	100.00
JP Morgan Chase Bank, N.A.	General Association Dues	Law Library	Law Library	4/20/2026	125.00
RELX Inc. dba LexisNexis	Miscellaneous Contractual Exp	Law Library	Law Library	4/20/2026	1,330.00
RELX Inc. dba LexisNexis	Miscellaneous Contractual Exp	Law Library	Law Library	4/20/2026	899.00
Today's Business Solutions	Computer Related Supplies	Law Library	Law Library	4/6/2026	403.80
JP Morgan Chase Bank, N.A.	Computer Related Supplies	Law Library	Law Library	4/20/2026	925.30
JP Morgan Chase Bank, N.A.	Postage	Law Library	Law Library	4/20/2026	16.78
American Legal Publishing Corp.	Books and Subscriptions	Law Library	Law Library	4/20/2026	13.00
Illinois Institute for Continuing Legal Ed (IICLE)	Books and Subscriptions	Law Library	Law Library	4/20/2026	138.75
Illinois Institute for Continuing Legal Ed (IICLE)	Books and Subscriptions	Law Library	Law Library	4/20/2026	123.75
Illinois Institute for Continuing Legal Ed (IICLE)	Books and Subscriptions	Law Library	Law Library	4/20/2026	135.00
Illinois State Bar Association	Books and Subscriptions	Law Library	Law Library	4/20/2026	615.97
James Publishing, Inc.	Books and Subscriptions	Law Library	Law Library	4/20/2026	552.40
Matthew Bender & Co. dba LexisNexis Matthew Bender	Books and Subscriptions	Law Library	Law Library	4/20/2026	363.31
Wolters Kluwer Legal & Regulatory US	Books and Subscriptions	Law Library	Law Library	4/20/2026	4,837.20
DS Services of America, Inc. dba Primo Water NA	Food	Law Library	Law Library	4/6/2026	13.98
Axon Enterprise, Inc.	Contractual/Consulting Services	Sheriff	Sheriff DEF Federal - DOJ	4/6/2026	2,558.35
Ray O'Herron Co, Inc.	Operating Supplies	Sheriff	Cannabis Regulation - Local	4/6/2026	1,238.91
JP Morgan Chase Bank, N.A.	Operating Supplies	Sheriff	Cannabis Regulation - Local	4/20/2026	851.45
JP Morgan Chase Bank, N.A.	Operating Supplies	Sheriff	Cannabis Regulation - Local	4/20/2026	43.94
L3 Technologies, Inc. dba Integrated Vision	Operating Supplies	Sheriff	Sheriff DEF Federal - Treasury	4/6/2026	19,360.00
LeadsOnline, LLC	Operating Supplies	Sheriff	Sheriff DEF Federal - Treasury	4/20/2026	3,261.57
JP Morgan Chase Bank, N.A.	Operating Supplies	Sheriff	Sheriff DEF Federal - Treasury	4/20/2026	1,682.88
getResQ911	Salaries and Wages	Kane Comm	Kane Comm	4/20/2026	11,948.75
getResQ911	Salaries and Wages	Kane Comm	Kane Comm	4/20/2026	4,345.00
getResQ911	Salaries and Wages	Kane Comm	Kane Comm	4/20/2026	8,020.00
Guardian Alliance Technologies, Inc.	Contractual/Consulting Services	Kane Comm	Kane Comm	4/6/2026	110.00
Target Solutions Learning LLC dba Vector Solutions	Contractual/Consulting Services	Kane Comm	Kane Comm	4/6/2026	578.81
JP Morgan Chase Bank, N.A.	Contractual/Consulting Services	Kane Comm	Kane Comm	4/20/2026	374.21
Lilly Counseling and Consultation	Contractual/Consulting Services	Kane Comm	Kane Comm	4/20/2026	960.00

VENDOR	NATURE OF CLAIM	OFFICE / DEPARTMENT	FUND	DATE PAID	AMOUNT PAID
Tower Works, Inc.	Repairs and Maint- Comm Equip	Kane Comm	Kane Comm	4/6/2026	2,940.00
Tower Works, Inc.	Repairs and Maint- Comm Equip	Kane Comm	Kane Comm	4/20/2026	4,800.00
Blade Electric & Technologies, LLC	Repairs and Maint- Comm Equip	Kane Comm	Kane Comm	4/20/2026	16,300.00
TalkPoint Technologies, Inc.	Repairs and Maint- Comm Equip	Kane Comm	Kane Comm	4/20/2026	530.95
TalkPoint Technologies, Inc.	Repairs and Maint- Comm Equip	Kane Comm	Kane Comm	4/20/2026	229.95
Christopher McMeen	Employee Mileage Expense	Kane Comm	Kane Comm	4/6/2026	39.15
Physicians Immediate Care Chicago PLLC dba Wellnow	Pre-Employment Physicals	Kane Comm	Kane Comm	4/6/2026	306.00
JP Morgan Chase Bank, N.A.	Pre-Employment Physicals	Kane Comm	Kane Comm	4/20/2026	49.00
Warehouse Direct, Inc.	Office Supplies	Kane Comm	Kane Comm	4/6/2026	110.59
Warehouse Direct, Inc.	Office Supplies	Kane Comm	Kane Comm	4/6/2026	74.66
Warehouse Direct, Inc.	Office Supplies	Kane Comm	Kane Comm	4/20/2026	79.38
DS Services of America, Inc. dba Primo Water NA	Office Supplies	Kane Comm	Kane Comm	4/20/2026	144.29
Michelle Guthrie	Operating Supplies	Kane Comm	Kane Comm	4/20/2026	7.98
JP Morgan Chase Bank, N.A.	Operating Supplies	Kane Comm	Kane Comm	4/20/2026	189.97
JP Morgan Chase Bank, N.A.	Computer Related Supplies	Kane Comm	Kane Comm	4/20/2026	93.67
Michelle Guthrie	Employee Recognition Supplies	Kane Comm	Kane Comm	4/20/2026	89.42
JP Morgan Chase Bank, N.A.	Employee Recognition Supplies	Kane Comm	Kane Comm	4/20/2026	115.90
Nickerson & Associates, PC	Contractual/Consulting Services	Court Services	Probation Services	4/6/2026	23,070.00
Care Clinics, Inc.	Contractual/Consulting Services	Court Services	Probation Services	4/6/2026	100.00
Care Clinics, Inc.	Contractual/Consulting Services	Court Services	Probation Services	4/20/2026	100.00
Care Clinics, Inc.	Contractual/Consulting Services	Court Services	Probation Services	4/20/2026	100.00
Braden Counseling Center, P.C.	Contractual/Consulting Services	Court Services	Probation Services	4/20/2026	150.00
Nickerson & Associates, PC	Contractual/Consulting Services	Court Services	Probation Services	4/20/2026	20,250.00
Keith Smith	Contractual/Consulting Services	Court Services	Probation Services	4/20/2026	3,600.00
About Change Counseling	Psychological/Psychiatric Srvs	Court Services	Probation Services	4/6/2026	138.00
About Change Counseling	Psychological/Psychiatric Srvs	Court Services	Probation Services	4/6/2026	360.00
About Change Counseling	Psychological/Psychiatric Srvs	Court Services	Probation Services	4/6/2026	230.00
Associates in Behavioral Health Care ABC - DUI	Psychological/Psychiatric Srvs	Court Services	Probation Services	4/6/2026	800.00
Family Counseling Services of Aurora	Psychological/Psychiatric Srvs	Court Services	Probation Services	4/6/2026	120.00
Family Counseling Services of Aurora	Psychological/Psychiatric Srvs	Court Services	Probation Services	4/6/2026	60.00
Family Counseling Services of Aurora	Psychological/Psychiatric Srvs	Court Services	Probation Services	4/6/2026	240.00
Family Counseling Services of Aurora	Psychological/Psychiatric Srvs	Court Services	Probation Services	4/6/2026	120.00
Family Counseling Services of Aurora	Psychological/Psychiatric Srvs	Court Services	Probation Services	4/6/2026	240.00
Family Counseling Services of Aurora	Psychological/Psychiatric Srvs	Court Services	Probation Services	4/6/2026	120.00
Family Counseling Services of Aurora	Psychological/Psychiatric Srvs	Court Services	Probation Services	4/6/2026	240.00
Family Counseling Services of Aurora	Psychological/Psychiatric Srvs	Court Services	Probation Services	4/6/2026	180.00
Family Counseling Services of Aurora	Psychological/Psychiatric Srvs	Court Services	Probation Services	4/6/2026	240.00
Mutual Ground, Inc.	Psychological/Psychiatric Srvs	Court Services	Probation Services	4/6/2026	469.72
Mutual Ground, Inc.	Psychological/Psychiatric Srvs	Court Services	Probation Services	4/6/2026	75.00
Mutual Ground, Inc.	Psychological/Psychiatric Srvs	Court Services	Probation Services	4/6/2026	338.55
Care Clinics, Inc.	Psychological/Psychiatric Srvs	Court Services	Probation Services	4/6/2026	625.00
Care Clinics, Inc.	Psychological/Psychiatric Srvs	Court Services	Probation Services	4/6/2026	325.00
Care Clinics, Inc.	Psychological/Psychiatric Srvs	Court Services	Probation Services	4/6/2026	1,015.00
Care Clinics, Inc.	Psychological/Psychiatric Srvs	Court Services	Probation Services	4/6/2026	300.00
Care Clinics, Inc.	Psychological/Psychiatric Srvs	Court Services	Probation Services	4/6/2026	2,790.00
Care Clinics, Inc.	Psychological/Psychiatric Srvs	Court Services	Probation Services	4/6/2026	300.00
Care Clinics, Inc.	Psychological/Psychiatric Srvs	Court Services	Probation Services	4/6/2026	100.00
Care Clinics, Inc.	Psychological/Psychiatric Srvs	Court Services	Probation Services	4/6/2026	205.00
Care Clinics, Inc.	Psychological/Psychiatric Srvs	Court Services	Probation Services	4/6/2026	420.00
Care Clinics, Inc.	Psychological/Psychiatric Srvs	Court Services	Probation Services	4/6/2026	660.00
Care Clinics, Inc.	Psychological/Psychiatric Srvs	Court Services	Probation Services	4/6/2026	2,995.00
Care Clinics, Inc.	Psychological/Psychiatric Srvs	Court Services	Probation Services	4/6/2026	2,875.00
Care Clinics, Inc.	Psychological/Psychiatric Srvs	Court Services	Probation Services	4/6/2026	140.00
Care Clinics, Inc.	Psychological/Psychiatric Srvs	Court Services	Probation Services	4/6/2026	475.00

VENDOR	NATURE OF CLAIM	OFFICE / DEPARTMENT	FUND	DATE PAID	AMOUNT PAID
Care Clinics, Inc.	Psychological/Psychiatric Srvs	Court Services	Probation Services	4/6/2026	1,790.00
Care Clinics, Inc.	Psychological/Psychiatric Srvs	Court Services	Probation Services	4/6/2026	205.00
Care Clinics, Inc.	Psychological/Psychiatric Srvs	Court Services	Probation Services	4/6/2026	655.00
Care Clinics, Inc.	Psychological/Psychiatric Srvs	Court Services	Probation Services	4/6/2026	2,275.00
Care Clinics, Inc.	Psychological/Psychiatric Srvs	Court Services	Probation Services	4/6/2026	2,260.00
Care Clinics, Inc.	Psychological/Psychiatric Srvs	Court Services	Probation Services	4/6/2026	2,095.00
Care Clinics, Inc.	Psychological/Psychiatric Srvs	Court Services	Probation Services	4/6/2026	685.00
Care Clinics, Inc.	Psychological/Psychiatric Srvs	Court Services	Probation Services	4/6/2026	1,170.00
Care Clinics, Inc.	Psychological/Psychiatric Srvs	Court Services	Probation Services	4/6/2026	720.00
Care Clinics, Inc.	Psychological/Psychiatric Srvs	Court Services	Probation Services	4/6/2026	540.00
Care Clinics, Inc.	Psychological/Psychiatric Srvs	Court Services	Probation Services	4/6/2026	2,275.00
Care Clinics, Inc.	Psychological/Psychiatric Srvs	Court Services	Probation Services	4/6/2026	840.00
Care Clinics, Inc.	Psychological/Psychiatric Srvs	Court Services	Probation Services	4/6/2026	250.00
Care Clinics, Inc.	Psychological/Psychiatric Srvs	Court Services	Probation Services	4/6/2026	720.00
Care Clinics, Inc.	Psychological/Psychiatric Srvs	Court Services	Probation Services	4/6/2026	700.00
Care Clinics, Inc.	Psychological/Psychiatric Srvs	Court Services	Probation Services	4/6/2026	140.00
Care Clinics, Inc.	Psychological/Psychiatric Srvs	Court Services	Probation Services	4/6/2026	910.00
Care Clinics, Inc.	Psychological/Psychiatric Srvs	Court Services	Probation Services	4/6/2026	300.00
Care Clinics, Inc.	Psychological/Psychiatric Srvs	Court Services	Probation Services	4/6/2026	300.00
Care Clinics, Inc.	Psychological/Psychiatric Srvs	Court Services	Probation Services	4/6/2026	3,175.00
Care Clinics, Inc.	Psychological/Psychiatric Srvs	Court Services	Probation Services	4/6/2026	300.00
Care Clinics, Inc.	Psychological/Psychiatric Srvs	Court Services	Probation Services	4/6/2026	955.00
Care Clinics, Inc.	Psychological/Psychiatric Srvs	Court Services	Probation Services	4/6/2026	220.00
Care Clinics, Inc.	Psychological/Psychiatric Srvs	Court Services	Probation Services	4/6/2026	1,990.00
Care Clinics, Inc.	Psychological/Psychiatric Srvs	Court Services	Probation Services	4/6/2026	1,615.00
Care Clinics, Inc.	Psychological/Psychiatric Srvs	Court Services	Probation Services	4/6/2026	2,185.00
Care Clinics, Inc.	Psychological/Psychiatric Srvs	Court Services	Probation Services	4/6/2026	170.00
Care Clinics, Inc.	Psychological/Psychiatric Srvs	Court Services	Probation Services	4/20/2026	2,335.00
Care Clinics, Inc.	Psychological/Psychiatric Srvs	Court Services	Probation Services	4/20/2026	60.00
Care Clinics, Inc.	Psychological/Psychiatric Srvs	Court Services	Probation Services	4/20/2026	475.00
Care Clinics, Inc.	Psychological/Psychiatric Srvs	Court Services	Probation Services	4/20/2026	2,200.00
Care Clinics, Inc.	Psychological/Psychiatric Srvs	Court Services	Probation Services	4/20/2026	2,275.00
Care Clinics, Inc.	Psychological/Psychiatric Srvs	Court Services	Probation Services	4/20/2026	100.00
Care Clinics, Inc.	Psychological/Psychiatric Srvs	Court Services	Probation Services	4/20/2026	1,015.00
Care Clinics, Inc.	Psychological/Psychiatric Srvs	Court Services	Probation Services	4/20/2026	465.00
Care Clinics, Inc.	Psychological/Psychiatric Srvs	Court Services	Probation Services	4/20/2026	1,015.00
Care Clinics, Inc.	Psychological/Psychiatric Srvs	Court Services	Probation Services	4/20/2026	1,110.00
Ecker Center for Mental Health	Psychological/Psychiatric Srvs	Court Services	Probation Services	4/20/2026	4,166.00
Ecker Center for Mental Health	Psychological/Psychiatric Srvs	Court Services	Probation Services	4/20/2026	4,166.00
Mutual Ground, Inc.	Psychological/Psychiatric Srvs	Court Services	Probation Services	4/20/2026	1,049.36
Mutual Ground, Inc.	Psychological/Psychiatric Srvs	Court Services	Probation Services	4/20/2026	224.72
Mutual Ground, Inc.	Psychological/Psychiatric Srvs	Court Services	Probation Services	4/20/2026	15.00
Tools for Life, LTD	Psychological/Psychiatric Srvs	Court Services	Probation Services	4/20/2026	480.00
Braden Counseling Center, P.C.	Psychological/Psychiatric Srvs	Court Services	Probation Services	4/20/2026	240.00
Braden Counseling Center, P.C.	Psychological/Psychiatric Srvs	Court Services	Probation Services	4/20/2026	360.00
Braden Counseling Center, P.C.	Psychological/Psychiatric Srvs	Court Services	Probation Services	4/20/2026	290.00
Braden Counseling Center, P.C.	Psychological/Psychiatric Srvs	Court Services	Probation Services	4/20/2026	75.00
Braden Counseling Center, P.C.	Psychological/Psychiatric Srvs	Court Services	Probation Services	4/20/2026	180.00
Braden Counseling Center, P.C.	Psychological/Psychiatric Srvs	Court Services	Probation Services	4/20/2026	170.00
Braden Counseling Center, P.C.	Psychological/Psychiatric Srvs	Court Services	Probation Services	4/20/2026	150.00
Braden Counseling Center, P.C.	Psychological/Psychiatric Srvs	Court Services	Probation Services	4/20/2026	240.00
Braden Counseling Center, P.C.	Psychological/Psychiatric Srvs	Court Services	Probation Services	4/20/2026	435.00
Braden Counseling Center, P.C.	Psychological/Psychiatric Srvs	Court Services	Probation Services	4/20/2026	360.00
Abel Screening, Inc.	Testing Materials	Court Services	Probation Services	4/20/2026	79.00

VENDOR	NATURE OF CLAIM	OFFICE / DEPARTMENT	FUND	DATE PAID	AMOUNT PAID
Abel Screening, Inc.	Testing Materials	Court Services	Probation Services	4/20/2026	79.00
Abel Screening, Inc.	Testing Materials	Court Services	Probation Services	4/20/2026	79.00
Redwood Toxicology Laboratory, Inc.	Lab Services	Court Services	Substance Abuse Screening	4/20/2026	1,676.05
Redwood Toxicology Laboratory, Inc.	Lab Services	Court Services	Substance Abuse Screening	4/20/2026	1,773.34
Redwood Toxicology Laboratory, Inc.	Lab Services	Court Services	Substance Abuse Screening	4/20/2026	1,405.31
Redwood Toxicology Laboratory, Inc.	Lab Services	Court Services	Substance Abuse Screening	4/20/2026	618.10
Redwood Toxicology Laboratory, Inc.	Lab Services	Court Services	Substance Abuse Screening	4/20/2026	1,447.85
Redwood Toxicology Laboratory, Inc.	Lab Services	Court Services	Substance Abuse Screening	4/20/2026	291.36
Ecker Center for Mental Health	Contractual/Consulting Services	Court Services	Drug Court Special Resources	4/20/2026	1,250.00
Ecker Center for Mental Health	Contractual/Consulting Services	Court Services	Drug Court Special Resources	4/20/2026	1,250.00
Care Clinics, Inc.	Psychological/Psychiatric Srvs	Court Services	Drug Court Special Resources	4/20/2026	1,735.00
PharmChem, Inc.	Lab Services	Court Services	Drug Court Special Resources	4/6/2026	31.95
Redwood Toxicology Laboratory, Inc.	Lab Services	Court Services	Drug Court Special Resources	4/20/2026	3,082.74
JP Morgan Chase Bank, N.A.	Conferences and Meetings	Court Services	Drug Court Special Resources	4/20/2026	375.74
JP Morgan Chase Bank, N.A.	Employee Training	Court Services	Drug Court Special Resources	4/20/2026	3,565.14
JP Morgan Chase Bank, N.A.	Peer Group Activities Supplies	Court Services	Drug Court Special Resources	4/20/2026	889.55
WEX Bank	Fuel- Vehicles	Court Services	Drug Court Special Resources	4/20/2026	89.75
Braden Counseling Center, P.C.	Psychological/Psychiatric Srvs	Court Services	DUI Court	4/20/2026	480.00
Lighthouse Recovery, Inc.	Psychological/Psychiatric Srvs	Court Services	DUI Court	4/20/2026	3,000.00
Lighthouse Recovery, Inc.	Psychological/Psychiatric Srvs	Court Services	DUI Court	4/20/2026	3,000.00
Lighthouse Recovery, Inc.	Psychological/Psychiatric Srvs	Court Services	DUI Court	4/20/2026	1,150.00
Lighthouse Recovery, Inc.	Psychological/Psychiatric Srvs	Court Services	DUI Court	4/20/2026	1,100.00
Lighthouse Recovery, Inc.	Psychological/Psychiatric Srvs	Court Services	DUI Court	4/20/2026	700.00
Lighthouse Recovery, Inc.	Psychological/Psychiatric Srvs	Court Services	DUI Court	4/20/2026	650.00
Lighthouse Recovery, Inc.	Psychological/Psychiatric Srvs	Court Services	DUI Court	4/20/2026	1,400.00
Lighthouse Recovery, Inc.	Psychological/Psychiatric Srvs	Court Services	DUI Court	4/20/2026	1,300.00
Lighthouse Recovery, Inc.	Psychological/Psychiatric Srvs	Court Services	DUI Court	4/20/2026	900.00
Lighthouse Recovery, Inc.	Psychological/Psychiatric Srvs	Court Services	DUI Court	4/20/2026	1,050.00
Lighthouse Recovery, Inc.	Psychological/Psychiatric Srvs	Court Services	DUI Court	4/20/2026	300.00
Lighthouse Recovery, Inc.	Psychological/Psychiatric Srvs	Court Services	DUI Court	4/20/2026	1,050.00
Lighthouse Recovery, Inc.	Psychological/Psychiatric Srvs	Court Services	DUI Court	4/20/2026	1,400.00
Lighthouse Recovery, Inc.	Psychological/Psychiatric Srvs	Court Services	DUI Court	4/20/2026	300.00
PharmChem, Inc.	Lab Services	Court Services	DUI Court	4/6/2026	95.85
Redwood Toxicology Laboratory, Inc.	Lab Services	Court Services	DUI Court	4/20/2026	3,863.86
Lighthouse Recovery, Inc.	Lab Services	Court Services	DUI Court	4/20/2026	80.00
Lighthouse Recovery, Inc.	Lab Services	Court Services	DUI Court	4/20/2026	120.00
Lighthouse Recovery, Inc.	Lab Services	Court Services	DUI Court	4/20/2026	160.00
Lighthouse Recovery, Inc.	Lab Services	Court Services	DUI Court	4/20/2026	40.00
Lighthouse Recovery, Inc.	Lab Services	Court Services	DUI Court	4/20/2026	80.00
All Rise for Justice	Conferences and Meetings	Court Services	DUI Court	4/6/2026	7,680.00
Illinois Coroners & Medical Examiners Association	Employee Training	Coroner	Coroner Administration	4/20/2026	200.00
JP Morgan Chase Bank, N.A.	Employee Training	Coroner	Coroner Administration	4/20/2026	850.00
JP Morgan Chase Bank, N.A.	Office Supplies	Coroner	Coroner Administration	4/20/2026	64.51
JP Morgan Chase Bank, N.A.	Operating Supplies	Coroner	Coroner Administration	4/20/2026	3,048.50
JP Morgan Chase Bank, N.A.	Operating Supplies	Coroner	Coroner Administration	4/20/2026	275.87
Waste Management of Illinois - West	Contractual/Consulting Services	Animal Control	Animal Control	4/6/2026	120.35
Jane L. Davis	Contractual/Consulting Services	Animal Control	Animal Control	4/20/2026	400.00
JP Morgan Chase Bank, N.A.	Veterinarian Services	Animal Control	Animal Control	4/20/2026	427.45
Trusted Journey Pet Memorial Services	Cremation Services	Animal Control	Animal Control	4/6/2026	27.00
DuPage Salt Company	Disposal and Water Softener Srvs	Animal Control	Animal Control	4/6/2026	48.50
JP Morgan Chase Bank, N.A.	Repairs and Maint- Buildings	Animal Control	Animal Control	4/20/2026	1,410.64
Toshiba America Business Solutions, Inc	Repairs and Maint- Copiers	Animal Control	Animal Control	4/20/2026	317.52
JP Morgan Chase Bank, N.A.	General Advertising	Animal Control	Animal Control	4/20/2026	957.51
JP Morgan Chase Bank, N.A.	Employee Training	Animal Control	Animal Control	4/20/2026	200.00

VENDOR	NATURE OF CLAIM	OFFICE / DEPARTMENT	FUND	DATE PAID	AMOUNT PAID
JP Morgan Chase Bank, N.A.	General Association Dues	Animal Control	Animal Control	4/20/2026	100.00
JP Morgan Chase Bank, N.A.	Office Supplies	Animal Control	Animal Control	4/20/2026	119.31
JP Morgan Chase Bank, N.A.	Operating Supplies	Animal Control	Animal Control	4/20/2026	176.82
City of Geneva	Utilities- Water	Animal Control	Animal Control	4/6/2026	409.85
Midwest Veterinary Supply, Inc.	Animal Care Supplies	Animal Control	Animal Control	4/6/2026	189.27
JP Morgan Chase Bank, N.A.	Cleaning Supplies	Animal Control	Animal Control	4/20/2026	197.06
Midwest Veterinary Supply, Inc.	Medical Supplies and Drugs	Animal Control	Animal Control	4/6/2026	267.86
Antech Diagnostics, Inc.	Medical Supplies and Drugs	Animal Control	Animal Control	4/20/2026	124.22
Nicor Gas Company	Utilities- Natural Gas	Animal Control	Animal Control	4/20/2026	837.08
City of Geneva	Utilities- Electric	Animal Control	Animal Control	4/6/2026	535.89
WCP Financials, LLC	Utilities- Electric	Animal Control	Animal Control	4/20/2026	106.98
WEX Bank	Fuel- Vehicles	Animal Control	Animal Control	4/20/2026	996.21
Parametrix, Inc.	Contractual/Consulting Services	Transportation	County Highway	4/6/2026	20,413.21
Parametrix, Inc.	Contractual/Consulting Services	Transportation	County Highway	4/6/2026	14,345.31
J Patrick Jaeger	Legal Services	Transportation	County Highway	4/20/2026	4,000.00
Tyler Medical Services, S.C.	Medical/Dental/Hospital Services	Transportation	County Highway	4/20/2026	395.00
Tyler Medical Services, S.C.	Medical/Dental/Hospital Services	Transportation	County Highway	4/20/2026	395.00
Computerized Fleet Analysis, Inc. dba CFA Software	Software Licensing Cost	Transportation	County Highway	4/6/2026	900.00
DTN LLC	Software Licensing Cost	Transportation	County Highway	4/6/2026	752.46
JP Morgan Chase Bank, N.A.	Software Licensing Cost	Transportation	County Highway	4/20/2026	2,260.57
Culligan Tri City Soft Water	Disposal and Water Softener Srvs	Transportation	County Highway	4/6/2026	91.50
Waste Management of Illinois - West	Disposal and Water Softener Srvs	Transportation	County Highway	4/6/2026	34.43
Eco Clean Maintenance, Inc.	Janitorial Services	Transportation	County Highway	4/20/2026	3,006.00
Sunbelt Rentals	Repairs and Maint- Buildings	Transportation	County Highway	4/20/2026	1,947.00
Urban Elevator Service, LLC	Repairs and Maint- Buildings	Transportation	County Highway	4/20/2026	317.49
Ratliff Landscaping, Inc.	Repairs and Maint- Grounds	Transportation	County Highway	4/20/2026	1,430.00
Impact Networking, LLC	Repairs and Maint- Copiers	Transportation	County Highway	4/6/2026	35.20
Impact Networking, LLC	Repairs and Maint- Copiers	Transportation	County Highway	4/6/2026	35.20
Impact Networking, LLC	Repairs and Maint- Copiers	Transportation	County Highway	4/6/2026	40.00
Pomp's Tire Service, Inc.	Repairs and Maint- Equipment	Transportation	County Highway	4/6/2026	270.00
Cylinder Services, Inc.	Repairs and Maint- Equipment	Transportation	County Highway	4/20/2026	964.46
Cylinder Services, Inc.	Repairs and Maint- Equipment	Transportation	County Highway	4/20/2026	933.00
Deshazo, LLC	Repairs and Maint- Equipment	Transportation	County Highway	4/20/2026	600.00
Miller-Bradford & Risberg, Inc.	Repairs and Maint- Equipment	Transportation	County Highway	4/20/2026	1,494.10
Paddock Publications (Daily Herald)	Legal Printing	Transportation	County Highway	4/6/2026	41.40
Thomas B. Rickert	Conferences and Meetings	Transportation	County Highway	4/6/2026	2,309.47
JP Morgan Chase Bank, N.A.	Conferences and Meetings	Transportation	County Highway	4/20/2026	811.96
Heidi Lichtenberger	Conferences and Meetings	Transportation	County Highway	4/20/2026	94.69
JP Morgan Chase Bank, N.A.	Employee Training	Transportation	County Highway	4/20/2026	850.00
Thomas B. Rickert	Employee Mileage Expense	Transportation	County Highway	4/6/2026	71.78
JP Morgan Chase Bank, N.A.	General Association Dues	Transportation	County Highway	4/20/2026	3,276.50
Warehouse Direct, Inc.	Office Supplies	Transportation	County Highway	4/6/2026	63.99
Amazon Capital Services Inc	Office Supplies	Transportation	County Highway	4/6/2026	133.56
Amazon Capital Services Inc	Office Supplies	Transportation	County Highway	4/6/2026	18.98
Amazon Capital Services Inc	Office Supplies	Transportation	County Highway	4/6/2026	257.81
Amazon Capital Services Inc	Office Supplies	Transportation	County Highway	4/6/2026	11.99
Amazon Capital Services Inc	Office Supplies	Transportation	County Highway	4/20/2026	86.63
JP Morgan Chase Bank, N.A.	Office Supplies	Transportation	County Highway	4/20/2026	21.90
Menards, Inc.	Office Supplies	Transportation	County Highway	4/20/2026	24.95
Menards, Inc.	Office Supplies	Transportation	County Highway	4/20/2026	14.15
Northern Safety & Industrial	Operating Supplies	Transportation	County Highway	4/6/2026	78.96
Producers Chemical Company	Operating Supplies	Transportation	County Highway	4/20/2026	219.00
Zoro Tools, Inc. dba Zoro	Operating Supplies	Transportation	County Highway	4/20/2026	27.39
Airgas North Central, Inc.	Operating Supplies	Transportation	County Highway	4/20/2026	273.95

VENDOR	NATURE OF CLAIM	OFFICE / DEPARTMENT	FUND	DATE PAID	AMOUNT PAID
JP Morgan Chase Bank, N.A.	Operating Supplies	Transportation	County Highway	4/20/2026	576.95
JP Morgan Chase Bank, N.A.	Operating Supplies	Transportation	County Highway	4/20/2026	384.97
Federal Express Corporation dba FedEx	Postage	Transportation	County Highway	4/6/2026	48.13
Amazon Capital Services Inc	Computer Hardware- Non Capital	Transportation	County Highway	4/6/2026	468.33
Amazon Capital Services Inc	Computer Hardware- Non Capital	Transportation	County Highway	4/20/2026	2,990.00
Amazon Capital Services Inc	Buildings and Grounds Supplies	Transportation	County Highway	4/6/2026	399.40
Amazon Capital Services Inc	Buildings and Grounds Supplies	Transportation	County Highway	4/6/2026	34.18
Amazon Capital Services Inc	Buildings and Grounds Supplies	Transportation	County Highway	4/6/2026	214.76
NAPCO Steel, Inc.	Buildings and Grounds Supplies	Transportation	County Highway	4/6/2026	440.00
JP Morgan Chase Bank, N.A.	Buildings and Grounds Supplies	Transportation	County Highway	4/20/2026	2,883.72
Menards, Inc.	Buildings and Grounds Supplies	Transportation	County Highway	4/20/2026	201.81
MDSolutions, Inc.	Sign Material	Transportation	County Highway	4/20/2026	360.00
Constellation NewEnergy-Gas Division, LLC	Utilities- Natural Gas	Transportation	County Highway	4/6/2026	2,053.51
Nicor Gas Company	Utilities- Natural Gas	Transportation	County Highway	4/6/2026	520.08
ComEd	Utilities- Electric	Transportation	County Highway	4/6/2026	307.34
CITY OF BATAVIA	Utilities- Intersect Lighting	Transportation	County Highway	4/6/2026	118.42
CITY OF BATAVIA	Utilities- Intersect Lighting	Transportation	County Highway	4/6/2026	157.63
CITY OF BATAVIA	Utilities- Intersect Lighting	Transportation	County Highway	4/6/2026	105.15
CITY OF BATAVIA	Utilities- Intersect Lighting	Transportation	County Highway	4/6/2026	146.83
ComEd	Utilities- Intersect Lighting	Transportation	County Highway	4/6/2026	76.42
ComEd	Utilities- Intersect Lighting	Transportation	County Highway	4/6/2026	272.63
ComEd	Utilities- Intersect Lighting	Transportation	County Highway	4/6/2026	144.53
ComEd	Utilities- Intersect Lighting	Transportation	County Highway	4/6/2026	76.79
ComEd	Utilities- Intersect Lighting	Transportation	County Highway	4/6/2026	44.11
ComEd	Utilities- Intersect Lighting	Transportation	County Highway	4/6/2026	21.69
ComEd	Utilities- Intersect Lighting	Transportation	County Highway	4/6/2026	24.91
ComEd	Utilities- Intersect Lighting	Transportation	County Highway	4/6/2026	120.12
ComEd	Utilities- Intersect Lighting	Transportation	County Highway	4/6/2026	49.21
ComEd	Utilities- Intersect Lighting	Transportation	County Highway	4/6/2026	45.25
ComEd	Utilities- Intersect Lighting	Transportation	County Highway	4/6/2026	23.49
ComEd	Utilities- Intersect Lighting	Transportation	County Highway	4/6/2026	20.70
State of Illinois Treasurer - IDOT	Utilities- Intersect Lighting	Transportation	County Highway	4/6/2026	455.85
ComEd	Utilities- Intersect Lighting	Transportation	County Highway	4/20/2026	53.08
ComEd	Utilities- Intersect Lighting	Transportation	County Highway	4/20/2026	146.30
ComEd	Utilities- Intersect Lighting	Transportation	County Highway	4/20/2026	124.99
ComEd	Utilities- Intersect Lighting	Transportation	County Highway	4/20/2026	51.91
ComEd	Utilities- Intersect Lighting	Transportation	County Highway	4/20/2026	52.45
ComEd	Utilities- Intersect Lighting	Transportation	County Highway	4/20/2026	3,649.33
ComEd	Utilities- Intersect Lighting	Transportation	County Highway	4/20/2026	398.29
ComEd	Utilities- Intersect Lighting	Transportation	County Highway	4/20/2026	20.70
ComEd	Utilities- Intersect Lighting	Transportation	County Highway	4/20/2026	311.89
ComEd	Utilities- Intersect Lighting	Transportation	County Highway	4/20/2026	42.37
ComEd	Utilities- Intersect Lighting	Transportation	County Highway	4/20/2026	150.28
ComEd	Utilities- Intersect Lighting	Transportation	County Highway	4/20/2026	28.09
ComEd	Utilities- Intersect Lighting	Transportation	County Highway	4/20/2026	65.41
ComEd	Utilities- Intersect Lighting	Transportation	County Highway	4/20/2026	264.09
CITY OF BATAVIA	Utilities- Intersect Lighting	Transportation	County Highway	4/20/2026	114.80
CITY OF BATAVIA	Utilities- Intersect Lighting	Transportation	County Highway	4/20/2026	90.16
CITY OF BATAVIA	Utilities- Intersect Lighting	Transportation	County Highway	4/20/2026	124.08
CITY OF BATAVIA	Utilities- Intersect Lighting	Transportation	County Highway	4/20/2026	87.73
CITY OF BATAVIA	Utilities- Intersect Lighting	Transportation	County Highway	4/20/2026	84.04
CITY OF BATAVIA	Utilities- Intersect Lighting	Transportation	County Highway	4/20/2026	58.76
CITY OF BATAVIA	Utilities- Intersect Lighting	Transportation	County Highway	4/20/2026	118.42
Byrne Software Technologies, Inc.	Computer Software- Capital	Transportation	County Highway	4/20/2026	490.00

VENDOR	NATURE OF CLAIM	OFFICE / DEPARTMENT	FUND	DATE PAID	AMOUNT PAID
HR GREEN Inc (formerly SEC GROUP Inc)	Bridge Inspection	Transportation	County Bridge	4/20/2026	6,191.00
Suburban Teamsters of Northern Illinois	Teamsters Contribution	Transportation	Motor Fuel Tax	4/20/2026	63,440.00
BLA, Inc.	Engineering Services	Transportation	Motor Fuel Tax	4/6/2026	4,626.98
Christopher B. Burke Engineering, Ltd.	Engineering Services	Transportation	Motor Fuel Tax	4/6/2026	151,909.12
Hampton Lenzini & Renwick, Inc.	Engineering Services	Transportation	Motor Fuel Tax	4/20/2026	15,487.83
BLA, Inc.	Engineering Services	Transportation	Motor Fuel Local Option	4/6/2026	29,790.08
BLA, Inc.	Engineering Services	Transportation	Motor Fuel Local Option	4/6/2026	3,270.55
BLA, Inc.	Engineering Services	Transportation	Motor Fuel Local Option	4/6/2026	1,174.57
Applied Pavement Technology, Inc.	Engineering Services	Transportation	Motor Fuel Local Option	4/20/2026	35,065.25
Cintas Corporation	Uniform Supplies	Transportation	Motor Fuel Local Option	4/6/2026	291.95
Cintas Corporation	Uniform Supplies	Transportation	Motor Fuel Local Option	4/6/2026	291.95
Cintas Corporation	Uniform Supplies	Transportation	Motor Fuel Local Option	4/20/2026	296.73
Cintas Corporation	Uniform Supplies	Transportation	Motor Fuel Local Option	4/20/2026	286.21
Amazon Capital Services Inc	Vehicle Parts/Supplies	Transportation	Motor Fuel Local Option	4/6/2026	52.46
Amazon Capital Services Inc	Vehicle Parts/Supplies	Transportation	Motor Fuel Local Option	4/6/2026	294.83
Bob Jass Chevrolet, Inc.	Vehicle Parts/Supplies	Transportation	Motor Fuel Local Option	4/6/2026	165.86
Bob Jass Chevrolet, Inc.	Vehicle Parts/Supplies	Transportation	Motor Fuel Local Option	4/6/2026	31.93
CIT Trucks, LLC	Vehicle Parts/Supplies	Transportation	Motor Fuel Local Option	4/6/2026	267.54
CIT Trucks, LLC	Vehicle Parts/Supplies	Transportation	Motor Fuel Local Option	4/6/2026	267.54
CIT Trucks, LLC	Vehicle Parts/Supplies	Transportation	Motor Fuel Local Option	4/6/2026	1,398.69
FORCE America Distributing, LLC	Vehicle Parts/Supplies	Transportation	Motor Fuel Local Option	4/6/2026	154.31
Via Carlita, LLC dba Hawk Ford St. Charles	Vehicle Parts/Supplies	Transportation	Motor Fuel Local Option	4/6/2026	226.03
Zoro Tools, Inc. dba Zoro	Vehicle Parts/Supplies	Transportation	Motor Fuel Local Option	4/20/2026	20.60
FORCE America Distributing, LLC	Vehicle Parts/Supplies	Transportation	Motor Fuel Local Option	4/20/2026	**(28.28)**
FORCE America Distributing, LLC	Vehicle Parts/Supplies	Transportation	Motor Fuel Local Option	4/20/2026	403.20
JP Morgan Chase Bank, N.A.	Vehicle Parts/Supplies	Transportation	Motor Fuel Local Option	4/20/2026	112.48
Patson, Inc. dba TransChicago Truck Group	Vehicle Parts/Supplies	Transportation	Motor Fuel Local Option	4/20/2026	100.98
Patson, Inc. dba TransChicago Truck Group	Vehicle Parts/Supplies	Transportation	Motor Fuel Local Option	4/20/2026	441.73
Patson, Inc. dba TransChicago Truck Group	Vehicle Parts/Supplies	Transportation	Motor Fuel Local Option	4/20/2026	9.89
Pomp's Tire Service, Inc.	Vehicle Parts/Supplies	Transportation	Motor Fuel Local Option	4/20/2026	2,801.08
Truck Country of Illinois	Vehicle Parts/Supplies	Transportation	Motor Fuel Local Option	4/20/2026	68.84
CIT Trucks, LLC	Vehicle Parts/Supplies	Transportation	Motor Fuel Local Option	4/20/2026	427.69
CIT Trucks, LLC	Vehicle Parts/Supplies	Transportation	Motor Fuel Local Option	4/20/2026	**(124.87)**
CIT Trucks, LLC	Vehicle Parts/Supplies	Transportation	Motor Fuel Local Option	4/20/2026	**(302.82)**
CIT Trucks, LLC	Vehicle Parts/Supplies	Transportation	Motor Fuel Local Option	4/20/2026	193.59
Bob Jass Chevrolet, Inc.	Vehicle Parts/Supplies	Transportation	Motor Fuel Local Option	4/20/2026	113.04
Bob Jass Chevrolet, Inc.	Vehicle Parts/Supplies	Transportation	Motor Fuel Local Option	4/20/2026	186.12
Keystone Automotive Industries, Inc.	Equipment Parts/Supplies	Transportation	Motor Fuel Local Option	4/6/2026	75.01
Keystone Automotive Industries, Inc.	Equipment Parts/Supplies	Transportation	Motor Fuel Local Option	4/6/2026	972.51
Keystone Automotive Industries, Inc.	Equipment Parts/Supplies	Transportation	Motor Fuel Local Option	4/6/2026	911.11
McCann Industries, Inc.	Equipment Parts/Supplies	Transportation	Motor Fuel Local Option	4/6/2026	99.09
Pomp's Tire Service, Inc.	Equipment Parts/Supplies	Transportation	Motor Fuel Local Option	4/6/2026	1,892.50
Priority Products, Inc.	Equipment Parts/Supplies	Transportation	Motor Fuel Local Option	4/6/2026	680.78
Priority Products, Inc.	Equipment Parts/Supplies	Transportation	Motor Fuel Local Option	4/6/2026	7.28
Priority Products, Inc.	Equipment Parts/Supplies	Transportation	Motor Fuel Local Option	4/6/2026	451.48
Valley Hydraulic Service, Inc.	Equipment Parts/Supplies	Transportation	Motor Fuel Local Option	4/6/2026	756.99
Vermeer Illinois, Inc.	Equipment Parts/Supplies	Transportation	Motor Fuel Local Option	4/6/2026	631.02
West Side Tractor Sales	Equipment Parts/Supplies	Transportation	Motor Fuel Local Option	4/6/2026	136.88
West Side Tractor Sales	Equipment Parts/Supplies	Transportation	Motor Fuel Local Option	4/6/2026	339.85
West Side Tractor Sales	Equipment Parts/Supplies	Transportation	Motor Fuel Local Option	4/6/2026	**(240.01)**
West Side Tractor Sales	Equipment Parts/Supplies	Transportation	Motor Fuel Local Option	4/6/2026	240.01
Wholesale Direct, Inc.	Equipment Parts/Supplies	Transportation	Motor Fuel Local Option	4/6/2026	134.40
Wholesale Direct, Inc.	Equipment Parts/Supplies	Transportation	Motor Fuel Local Option	4/6/2026	407.18
Zoro Tools, Inc. dba Zoro	Equipment Parts/Supplies	Transportation	Motor Fuel Local Option	4/6/2026	254.99

VENDOR	NATURE OF CLAIM	OFFICE / DEPARTMENT	FUND	DATE PAID	AMOUNT PAID
West Side Tractor Sales	Equipment Parts/Supplies	Transportation	Motor Fuel Local Option	4/20/2026	771.97
Priority Products, Inc.	Equipment Parts/Supplies	Transportation	Motor Fuel Local Option	4/20/2026	386.22
Ralph Helm, Inc.	Equipment Parts/Supplies	Transportation	Motor Fuel Local Option	4/20/2026	379.63
McCann Industries, Inc.	Equipment Parts/Supplies	Transportation	Motor Fuel Local Option	4/20/2026	505.89
Miller-Bradford & Risberg, Inc.	Equipment Parts/Supplies	Transportation	Motor Fuel Local Option	4/20/2026	805.61
Keystone Automotive Industries, Inc.	Equipment Parts/Supplies	Transportation	Motor Fuel Local Option	4/20/2026	426.00
Amazon Capital Services Inc	Equipment Parts/Supplies	Transportation	Motor Fuel Local Option	4/20/2026	142.28
DeKane Equipment Corp	Equipment Parts/Supplies	Transportation	Motor Fuel Local Option	4/20/2026	2,510.44
JCB Chicago, LLC dba North Star JCB	Equipment Parts/Supplies	Transportation	Motor Fuel Local Option	4/20/2026	1,243.76
Amazon Capital Services Inc	Tools	Transportation	Motor Fuel Local Option	4/6/2026	177.51
Brian Platou dba BP Tools, LLC	Tools	Transportation	Motor Fuel Local Option	4/6/2026	157.37
Brian Platou dba BP Tools, LLC	Tools	Transportation	Motor Fuel Local Option	4/6/2026	428.17
Brian Platou dba BP Tools, LLC	Tools	Transportation	Motor Fuel Local Option	4/6/2026	97.95
Brian Platou dba BP Tools, LLC	Tools	Transportation	Motor Fuel Local Option	4/20/2026	67.90
Menards, Inc.	Tools	Transportation	Motor Fuel Local Option	4/20/2026	47.10
Menards, Inc.	Tools	Transportation	Motor Fuel Local Option	4/20/2026	152.15
Zoro Tools, Inc. dba Zoro	Tools	Transportation	Motor Fuel Local Option	4/20/2026	35.90
Zoro Tools, Inc. dba Zoro	Tools	Transportation	Motor Fuel Local Option	4/20/2026	926.99
Amazon Capital Services Inc	Tools	Transportation	Motor Fuel Local Option	4/20/2026	335.88
Cargill, Incorporated dba Salt, Road Safety	Rock Salt	Transportation	Motor Fuel Local Option	4/6/2026	2,262.24
Cargill, Incorporated dba Salt, Road Safety	Rock Salt	Transportation	Motor Fuel Local Option	4/20/2026	2,246.29
Ferguson US Holdings dba Ferguson Enterprises, LLC	Culverts	Transportation	Motor Fuel Local Option	4/20/2026	5,650.00
Menards, Inc.	Road Material	Transportation	Motor Fuel Local Option	4/6/2026	155.90
Menards, Inc.	Road Material	Transportation	Motor Fuel Local Option	4/20/2026	417.92
Menards, Inc.	Road Material	Transportation	Motor Fuel Local Option	4/20/2026	29.94
RoadSafe Traffic Systems	Traffic Markers and Barricades	Transportation	Motor Fuel Local Option	4/6/2026	882.00
JP Morgan Chase Bank, N.A.	Fuel- Vehicles	Transportation	Motor Fuel Local Option	4/20/2026	151.62
Iteris, Inc.	Engineering Services	Transportation	Transportation Sales Tax	4/6/2026	20,414.93
Iteris, Inc.	Engineering Services	Transportation	Transportation Sales Tax	4/6/2026	24,153.03
Burns & McDonnell Engineering Co	Engineering Services	Transportation	Transportation Sales Tax	4/6/2026	22,961.89
Christopher B. Burke Engineering, Ltd.	Engineering Services	Transportation	Transportation Sales Tax	4/6/2026	7,031.68
Crawford, Murphy & Tilly, Inc.	Engineering Services	Transportation	Transportation Sales Tax	4/6/2026	22,206.05
V3 Construction Group, LTD	Engineering Services	Transportation	Transportation Sales Tax	4/6/2026	1,170.00
V3 Construction Group, LTD	Engineering Services	Transportation	Transportation Sales Tax	4/6/2026	4,680.00
Crawford, Murphy & Tilly, Inc.	Engineering Services	Transportation	Transportation Sales Tax	4/20/2026	13,729.20
Crawford, Murphy & Tilly, Inc.	Engineering Services	Transportation	Transportation Sales Tax	4/20/2026	10,651.11
Stantec Consulting Services Inc	Engineering Services	Transportation	Transportation Sales Tax	4/20/2026	662.50
Chicago Title Company, LLC	Highway Right of Way	Transportation	Transportation Sales Tax	4/20/2026	50.00
Jill E. Searock-Gasparaitis	Highway Right of Way	Transportation	Transportation Sales Tax	4/20/2026	2,500.00
T Engineering Services, LTD	Highway Right of Way	Transportation	Transportation Sales Tax	4/20/2026	3,000.00
Lite Construction, Inc.	Building Improvements	Health	Opioid Settlement Fund	4/6/2026	199,960.10
Lite Construction, Inc.	Building Improvements	Health	Opioid Settlement Fund	4/6/2026	237,663.87
Lite Construction, Inc.	Building Improvements	Health	Opioid Settlement Fund	4/6/2026	84,007.07
Lite Construction, Inc.	Building Improvements	Health	Opioid Settlement Fund	4/6/2026	4,283.00
Lite Construction, Inc.	Building Improvements	Health	Opioid Settlement Fund	4/6/2026	13,836.00
Lite Construction, Inc.	Building Improvements	Health	Opioid Settlement Fund	4/6/2026	27,390.00
Lite Construction, Inc.	Building Improvements	Health	Opioid Settlement Fund	4/6/2026	29,022.00
Lite Construction, Inc.	Building Improvements	Health	Opioid Settlement Fund	4/20/2026	130,358.05
Propio LS, LLC	Contractual/Consulting Services	Health	County Health	4/6/2026	75.00
Robert Half, Inc.	Contractual/Consulting Services	Health	County Health	4/6/2026	2,764.80
Robert Half, Inc.	Contractual/Consulting Services	Health	County Health	4/6/2026	2,764.80
Robert Half, Inc.	Contractual/Consulting Services	Health	County Health	4/6/2026	2,764.80
Robert Half, Inc.	Contractual/Consulting Services	Health	County Health	4/6/2026	2,764.80
Robert Half, Inc.	Contractual/Consulting Services	Health	County Health	4/20/2026	1,162.24

VENDOR	NATURE OF CLAIM	OFFICE / DEPARTMENT	FUND	DATE PAID	AMOUNT PAID
Robert Half, Inc.	Contractual/Consulting Services	Health	County Health	4/20/2026	1,797.12
Propio LS, LLC	Contractual/Consulting Services	Health	County Health	4/20/2026	1,313.61
MedPro Waste Disposal LLC	Disposal and Water Softener Srvs	Health	County Health	4/20/2026	66.21
Eco Clean Maintenance, Inc.	Janitorial Services	Health	County Health	4/20/2026	2,532.00
CTS of Illinois, Inc.	Repairs and Maint- Buildings	Health	County Health	4/6/2026	210.00
Gordon Flesch Company, Inc.	Repairs and Maint- Office Equip	Health	County Health	4/6/2026	279.00
Impact Networking, LLC	Repairs and Maint- Office Equip	Health	County Health	4/6/2026	145.20
Toshiba America Business Solutions, Inc	Repairs and Maint- Office Equip	Health	County Health	4/6/2026	3.33
Toshiba America Business Solutions, Inc	Repairs and Maint- Office Equip	Health	County Health	4/6/2026	47.61
Toshiba America Business Solutions, Inc	Repairs and Maint- Office Equip	Health	County Health	4/20/2026	122.81
Toshiba America Business Solutions, Inc	Repairs and Maint- Office Equip	Health	County Health	4/20/2026	5.17
Toshiba America Business Solutions, Inc	Repairs and Maint- Office Equip	Health	County Health	4/20/2026	29.05
Impact Networking, LLC	Repairs and Maint- Office Equip	Health	County Health	4/20/2026	343.20
Marvin E. Lindsey	Employee Training	Health	County Health	4/20/2026	400.00
Nora S. Arch	Employee Mileage Expense	Health	County Health	4/20/2026	33.64
JP Morgan Chase Bank, N.A.	Employee Mileage Expense	Health	County Health	4/20/2026	40.00
American Public Health Association	General Association Dues	Health	County Health	4/20/2026	790.00
DS Services of America, Inc. dba Primo Water NA	Operating Supplies	Health	County Health	4/6/2026	103.96
DS Services of America, Inc. dba Primo Water NA	Operating Supplies	Health	County Health	4/6/2026	63.96
Warehouse Direct, Inc.	Operating Supplies	Health	County Health	4/6/2026	1,153.88
JP Morgan Chase Bank, N.A.	Operating Supplies	Health	County Health	4/20/2026	93.92
Insight Public Sector Inc	Computer Hardware- Non Capital	Health	County Health	4/20/2026	9,576.00
WEX Bank	Fuel- Vehicles	Health	County Health	4/20/2026	220.63
Adam Brill	Employee Mileage Expense	Health	County Health	4/20/2026	115.57
Mary J. Rivera	Employee Mileage Expense	Health	County Health	4/20/2026	189.59
CPR Savers & First Aid Supply	Operating Supplies	Health	County Health	4/20/2026	816.61
Nisela A. Bermudez Wilhelm	Contractual/Consulting Services	Health	County Health	4/6/2026	500.00
Christine Ann Blanchard	Contractual/Consulting Services	Health	County Health	4/6/2026	334.00
Abigail M. Duor	Contractual/Consulting Services	Health	County Health	4/6/2026	250.00
Deneb Miriam Marin Vasquez	Contractual/Consulting Services	Health	County Health	4/6/2026	500.00
Silvia Yolanda Martinez	Contractual/Consulting Services	Health	County Health	4/6/2026	500.00
Rosa Morales	Contractual/Consulting Services	Health	County Health	4/6/2026	122.00
Nelly Paredes	Contractual/Consulting Services	Health	County Health	4/6/2026	500.00
Tykayla Taylor	Contractual/Consulting Services	Health	County Health	4/6/2026	250.00
JP Morgan Chase Bank, N.A.	Employee Mileage Expense	Health	County Health	4/20/2026	544.75
Lorena Nunez	Employee Mileage Expense	Health	County Health	4/20/2026	30.23
Lorena Nunez	Employee Mileage Expense	Health	County Health	4/20/2026	111.48
Cindy Rodriguez	Employee Mileage Expense	Health	County Health	4/20/2026	32.12
Brookes Publishing	Operating Supplies	Health	County Health	4/20/2026	2,666.80
GHA Technologies, Inc.	Operating Supplies	Health	County Health	4/6/2026	620.00
CPR Savers & First Aid Supply	Operating Supplies	Health	County Health	4/6/2026	721.35
General Medical Devices, Inc dba AED Professionals	Operating Supplies	Health	County Health	4/20/2026	3,795.00
JP Morgan Chase Bank, N.A.	Operating Supplies	Health	County Health	4/20/2026	37.00
Salus Consulting, LLC	Employee Training	Health	County Health	4/6/2026	800.00
JP Morgan Chase Bank, N.A.	Employee Training	Health	County Health	4/20/2026	843.66
Accurate Repro, Inc.	Operating Supplies	Health	County Health	4/20/2026	4,569.90
Amazon Capital Services Inc	Operating Supplies	Health	County Health	4/20/2026	560.20
Arch Printing, Inc.	Operating Supplies	Health	County Health	4/20/2026	626.00
Arch Printing, Inc.	Operating Supplies	Health	County Health	4/20/2026	324.00
JP Morgan Chase Bank, N.A.	Employee Training	Health	County Health	4/20/2026	498.92
Antara Mageshwaran	Employee Mileage Expense	Health	County Health	4/6/2026	100.63
Adam Brill	Employee Mileage Expense	Health	County Health	4/6/2026	144.13
Nicole Evans	Employee Mileage Expense	Health	County Health	4/6/2026	96.86
Nicole Evans	Employee Mileage Expense	Health	County Health	4/6/2026	104.04

VENDOR	NATURE OF CLAIM	OFFICE / DEPARTMENT	FUND	DATE PAID	AMOUNT PAID
Neal Molnar	Employee Mileage Expense	Health	County Health	4/6/2026	37.92
Jasmine Navarro	Employee Mileage Expense	Health	County Health	4/6/2026	96.64
Shivani V. Patel	Employee Mileage Expense	Health	County Health	4/6/2026	233.52
Shivani V. Patel	Employee Mileage Expense	Health	County Health	4/6/2026	191.84
Mary J. Rivera	Employee Mileage Expense	Health	County Health	4/6/2026	194.37
Jennifer Schelstreet	Employee Mileage Expense	Health	County Health	4/6/2026	94.83
William Thwaits	Employee Mileage Expense	Health	County Health	4/6/2026	40.60
William Thwaits	Employee Mileage Expense	Health	County Health	4/20/2026	31.10
Jennifer Schelstreet	Employee Mileage Expense	Health	County Health	4/20/2026	191.26
Shivani V. Patel	Employee Mileage Expense	Health	County Health	4/20/2026	159.79
Jasmine Navarro	Employee Mileage Expense	Health	County Health	4/20/2026	53.22
Neal Molnar	Employee Mileage Expense	Health	County Health	4/20/2026	150.15
Nicole Evans	Employee Mileage Expense	Health	County Health	4/20/2026	129.70
Antara Mageshwaran	Employee Mileage Expense	Health	County Health	4/20/2026	46.69
JP Morgan Chase Bank, N.A.	Employee Training	Health	County Health	4/20/2026	1,903.12
Warehouse Direct, Inc.	Office Supplies	Health	County Health	4/6/2026	8.39
ComEd	Utilities- Electric	Health	County Health	4/6/2026	171.22
ComEd	Utilities- Electric	Health	County Health	4/20/2026	52.78
ComEd	Utilities- Electric	Health	County Health	4/20/2026	174.16
ComEd	Utilities- Electric	Health	County Health	4/20/2026	90.31
JP Morgan Chase Bank, N.A.	Lab Services	Health	County Health	4/20/2026	248.00
Diane Dawson	Employee Mileage Expense	Health	County Health	4/20/2026	28.35
Katie Glomp	General Association Dues	Health	County Health	4/6/2026	81.80
Laura Barrett	General Association Dues	Health	County Health	4/20/2026	81.80
Weingart Design dba Noodle Soup	Operating Supplies	Health	County Health	4/6/2026	71.00
County of Winnebago	Contractual/Consulting Services	Health	County Health	4/20/2026	1,695.50
JP Morgan Chase Bank, N.A.	Lab Services	Health	County Health	4/20/2026	874.00
Amazon Capital Services Inc	Operating Supplies	Health	County Health	4/6/2026	89.04
Teresa Banda	Contractual/Consulting Services	Health	County Health	4/20/2026	736.00
Nisela A. Bermudez Wilhelm	Contractual/Consulting Services	Health	County Health	4/20/2026	736.00
Maria I. Gamino	Contractual/Consulting Services	Health	County Health	4/20/2026	586.50
Maribel Gonzalez	Contractual/Consulting Services	Health	County Health	4/20/2026	782.00
Lucila Lopez Parra	Contractual/Consulting Services	Health	County Health	4/20/2026	586.50
Marisol Luna	Contractual/Consulting Services	Health	County Health	4/20/2026	736.00
Deneb Miriam Marin Vasquez	Contractual/Consulting Services	Health	County Health	4/20/2026	736.00
Silvia Yolanda Martinez	Contractual/Consulting Services	Health	County Health	4/20/2026	736.00
Yesenia Mendoza	Contractual/Consulting Services	Health	County Health	4/20/2026	586.50
Liliana Olayo	Contractual/Consulting Services	Health	County Health	4/20/2026	828.00
Nelly Paredes	Contractual/Consulting Services	Health	County Health	4/20/2026	828.00
Edith Pelcastre	Contractual/Consulting Services	Health	County Health	4/20/2026	632.50
Sendy Vazquez Rios	Contractual/Consulting Services	Health	County Health	4/20/2026	736.00
Erika Araceli Rivera Rodriguez	Contractual/Consulting Services	Health	County Health	4/20/2026	736.00
Carmen Rodriguez Camarena	Contractual/Consulting Services	Health	County Health	4/20/2026	230.00
Berenice Tapia Mira	Contractual/Consulting Services	Health	County Health	4/20/2026	736.00
Ana Ruth Umana Calderon	Contractual/Consulting Services	Health	County Health	4/20/2026	736.00
Zor Zapata Facepainting, LLC	Contractual/Consulting Services	Health	County Health	4/20/2026	828.00
Cougars Baseball Partnership (Kane County Cougars)	Contractual/Consulting Services	Health	County Health	4/20/2026	1,000.00
Sharon Cabrera	Employee Mileage Expense	Health	County Health	4/6/2026	35.38
Sharon Cabrera	Employee Mileage Expense	Health	County Health	4/20/2026	70.33
Roskuszka & Sons dba Wallys Printing	Operating Supplies	Health	County Health	4/6/2026	431.00
4Imprint, Inc.	Operating Supplies	Health	County Health	4/20/2026	3,122.70
Mechanism Exchange & Repair, Inc.	Operating Supplies	Health	County Health	4/20/2026	449.99
Erin T. Gasim	Employee Mileage Expense	Health	County Health	4/20/2026	294.12
Amazon Capital Services Inc	Operating Supplies	Health	County Health	4/6/2026	57.06

VENDOR	NATURE OF CLAIM	OFFICE / DEPARTMENT	FUND	DATE PAID	AMOUNT PAID
Amazon Capital Services Inc	Operating Supplies	Health	County Health	4/20/2026	1,881.53
Amazon Capital Services Inc	Operating Supplies	Health	County Health	4/20/2026	10,887.62
Insight Public Sector Inc	Operating Supplies	Health	County Health	4/20/2026	488.00
Susan R. Mrazek	Employee Mileage Expense	Health	County Health	4/6/2026	63.97
Teresa Banda	Contractual/Consulting Services	Health	County Health	4/6/2026	161.00
Maria I. Gamino	Contractual/Consulting Services	Health	County Health	4/6/2026	161.00
Lucila Lopez Parra	Contractual/Consulting Services	Health	County Health	4/6/2026	161.00
Marisol Luna	Contractual/Consulting Services	Health	County Health	4/6/2026	161.00
Deneb Miriam Marin Vasquez	Contractual/Consulting Services	Health	County Health	4/6/2026	161.00
Silvia Yolanda Martinez	Contractual/Consulting Services	Health	County Health	4/6/2026	161.00
Yesenia Mendoza	Contractual/Consulting Services	Health	County Health	4/6/2026	161.00
Liliana Olayo	Contractual/Consulting Services	Health	County Health	4/6/2026	126.50
Liliana Olayo	Contractual/Consulting Services	Health	County Health	4/6/2026	161.00
Nelly Paredes	Contractual/Consulting Services	Health	County Health	4/6/2026	161.00
Edith Pelcastre	Contractual/Consulting Services	Health	County Health	4/6/2026	161.00
Sendy Vazquez Rios	Contractual/Consulting Services	Health	County Health	4/6/2026	161.00
Carmen Rodriguez Camarena	Contractual/Consulting Services	Health	County Health	4/6/2026	161.00
Berenice Tapia Mira	Contractual/Consulting Services	Health	County Health	4/6/2026	161.00
Ana Ruth Umana Calderon	Contractual/Consulting Services	Health	County Health	4/6/2026	161.00
Zor Zapata Facepainting, LLC	Contractual/Consulting Services	Health	County Health	4/6/2026	161.00
DuPage Federation on Human Services Reform	Contractual/Consulting Services	Health	County Health	4/20/2026	675.00
Diana Bribiesca	Employee Mileage Expense	Health	County Health	4/6/2026	87.58
Susan R. Mrazek	Employee Mileage Expense	Health	County Health	4/20/2026	131.50
Reuland Food Service, Inc.	Employee Training	Health	County Health	4/20/2026	700.00
Elizabeth Nunez	Employee Mileage Expense	Health	County Health	4/20/2026	56.26
Reuland Food Service, Inc.	Operating Supplies	Health	County Health	4/6/2026	295.00
JP Morgan Chase Bank, N.A.	Employee Training	Health	Kane Kares	4/20/2026	449.97
Kristina Brown	Employee Mileage Expense	Health	Kane Kares	4/6/2026	105.49
Nicolette M. Hearnden	Employee Mileage Expense	Health	Kane Kares	4/20/2026	32.48
Fabiola Lopez	Employee Mileage Expense	Health	Kane Kares	4/20/2026	34.29
Fabiola Lopez	Employee Mileage Expense	Health	Kane Kares	4/20/2026	50.53
Tamara Livingston dba T.S. Livingston, Inc.	Contractual/Consulting Services	Health	Kane Kares	4/6/2026	1,550.00
JP Morgan Chase Bank, N.A.	Employee Training	Health	Kane Kares	4/20/2026	234.72
Isabel Garcia	Employee Mileage Expense	Health	Kane Kares	4/6/2026	19.00
Lisa Bloom	Employee Mileage Expense	Health	Kane Kares	4/6/2026	4.50
Lisa Bloom	Employee Mileage Expense	Health	Kane Kares	4/6/2026	20.45
Lisa Bloom	Employee Mileage Expense	Health	Kane Kares	4/20/2026	4.79
Sarah A. Mendoza	Salaries and Wages	Health	American Rescue Plan	4/20/2026	29.00
Federacion de Clubes Michoacanos en Illinois	Contractual/Consulting Services	Health	American Rescue Plan	4/6/2026	7,014.37
Mid-Valley Special Education Cooperative	Contractual/Consulting Services	Health	American Rescue Plan	4/6/2026	1,308.10
Association for Individual Development	Contractual/Consulting Services	Health	American Rescue Plan	4/6/2026	16,113.62
World Relief Corporation	Contractual/Consulting Services	Health	American Rescue Plan	4/6/2026	14,865.52
PADS of Elgin, Inc.	Contractual/Consulting Services	Health	American Rescue Plan	4/6/2026	5,379.90
Two Rivers Head Start Agency	Contractual/Consulting Services	Health	American Rescue Plan	4/6/2026	8,573.67
VNA Health Care (Visiting Nurse Assn Fox Valley)	Contractual/Consulting Services	Health	American Rescue Plan	4/20/2026	3,530.73
Well Child Conference of Elgin dba Well Child Cent	Contractual/Consulting Services	Health	American Rescue Plan	4/20/2026	7,188.59
Suicide Prevention Services	Contractual/Consulting Services	Health	American Rescue Plan	4/20/2026	5,915.58
Aurora Area Interfaith Food Pantry	Contractual/Consulting Services	Health	American Rescue Plan	4/20/2026	3,353.58
Aurora Area Interfaith Food Pantry	Contractual/Consulting Services	Health	American Rescue Plan	4/20/2026	3,016.82
Enriching Partnerships for Early Learning	Contractual/Consulting Services	Health	American Rescue Plan	4/20/2026	6,244.22
Family Guidance Centers, Inc.	Contractual/Consulting Services	Health	American Rescue Plan	4/20/2026	25,227.22
Family Guidance Centers, Inc.	Contractual/Consulting Services	Health	American Rescue Plan	4/20/2026	22,265.70
Family Recovery Centers, PLLC	Contractual/Consulting Services	Health	American Rescue Plan	4/20/2026	4,177.98
Melissa Mills	Contractual/Consulting Services	Health	American Rescue Plan	4/20/2026	125.00

VENDOR	NATURE OF CLAIM	OFFICE / DEPARTMENT	FUND	DATE PAID	AMOUNT PAID
Jessica L. Antoniou	Contractual/Consulting Services	Health	American Rescue Plan	4/20/2026	125.00
Mechanism Exchange & Repair, Inc.	Operating Supplies	Health	American Rescue Plan	4/6/2026	579.99
ACME Auto Leasing, LLC	Contractual/Consulting Services	Other- Countywide Expenses	American Rescue Plan	4/20/2026	1,578.00
Deborah L. Conley, LTD	Counseling Services	Other- Countywide Expenses	American Rescue Plan	4/6/2026	375.00
Julie Turner, MSW	Counseling Services	Other- Countywide Expenses	American Rescue Plan	4/20/2026	3,250.00
Leida A. Woodham	Counseling Services	Other- Countywide Expenses	American Rescue Plan	4/20/2026	4,437.50
AmaOli, PLLC dba Luna Behavioral Health Center	Counseling Services	Other- Countywide Expenses	American Rescue Plan	4/20/2026	6,500.00
Alarm Detection Systems, Inc.	Special Purpose Equipment	Other- Countywide Expenses	American Rescue Plan	4/20/2026	33.21
Alarm Detection Systems, Inc.	Special Purpose Equipment	Other- Countywide Expenses	American Rescue Plan	4/20/2026	3,200.00
Alarm Detection Systems, Inc.	Special Purpose Equipment	Other- Countywide Expenses	American Rescue Plan	4/20/2026	4,102.78
Alarm Detection Systems, Inc.	Special Purpose Equipment	Other- Countywide Expenses	American Rescue Plan	4/20/2026	2,220.00
Alarm Detection Systems, Inc.	Special Purpose Equipment	Other- Countywide Expenses	American Rescue Plan	4/20/2026	71.96
Alarm Detection Systems, Inc.	Special Purpose Equipment	Other- Countywide Expenses	American Rescue Plan	4/20/2026	23.57
Trane US, Inc. dba Trane	Building Improvements	Other- Countywide Expenses	American Rescue Plan	4/6/2026	215,186.40
Trane US, Inc. dba Trane	Building Improvements	Other- Countywide Expenses	American Rescue Plan	4/6/2026	872,832.60
Zoom Video Communications Inc	Computers	Other- Countywide Expenses	American Rescue Plan	4/20/2026	32,556.26
Baxter & Woodman, Inc.	Contractual/Consulting Services	Other- Countywide Expenses	American Rescue Plan	4/6/2026	1,540.00
University of Illinois	Special Studies	Other- Countywide Expenses	ARP Recoupment of Lost Revenue	4/6/2026	49,705.13
Steven L. Wells	Employee Mileage Expense	Veterans' Commission	Veterans' Commission	4/6/2026	110.98
JP Morgan Chase Bank, N.A.	Office Supplies	Veterans' Commission	Veterans' Commission	4/20/2026	120.00
JP Morgan Chase Bank, N.A.	Contractual/Consulting Services	Information Technologies	Web Technical Services	4/20/2026	19.95
DroneDeploy, Inc.	Software Licensing Cost	Information Technologies	Web Technical Services	4/20/2026	7,788.00
JP Morgan Chase Bank, N.A.	Repairs and Maint- Computers	Information Technologies	Web Technical Services	4/20/2026	1,144.12
Gilmore Marketing Concepts, Inc. dba GMCI Creative	Contractual/Consulting Services	Development	Economic Development	4/20/2026	16,000.00
Gilmore Marketing Concepts, Inc. dba GMCI Creative	Contractual/Consulting Services	Development	Economic Development	4/20/2026	6,699.00
Gilmore Marketing Concepts, Inc. dba GMCI Creative	Contractual/Consulting Services	Development	Economic Development	4/20/2026	3,649.00
Gilmore Marketing Concepts, Inc. dba GMCI Creative	Contractual/Consulting Services	Development	Economic Development	4/20/2026	3,719.00
Gilmore Marketing Concepts, Inc. dba GMCI Creative	Contractual/Consulting Services	Development	Economic Development	4/20/2026	13,100.00
JP Morgan Chase Bank, N.A.	Conferences and Meetings	Development	Economic Development	4/20/2026	1,300.00
JP Morgan Chase Bank, N.A.	Conferences and Meetings	Development	Economic Development	4/20/2026	417.67
Karen Ann Miller	Conferences and Meetings	Development	Economic Development	4/20/2026	11.96
Convergent Nonprofit Solutions, LLC	Contractual/Consulting Services	Development	Economic Development	4/6/2026	3,828.33
DCC Marketing, LLC	Contractual/Consulting Services	Development	Economic Development	4/6/2026	11,583.33
JEG 360, LLC	Contractual/Consulting Services	Development	Economic Development	4/6/2026	18,900.00
JEG 360, LLC	Contractual/Consulting Services	Development	Economic Development	4/20/2026	18,075.00
Kane County Economic Development Corporation	Contractual/Consulting Services	Development	Economic Development	4/20/2026	709.53
Kane County Economic Development Corporation	Contractual/Consulting Services	Development	Economic Development	4/20/2026	435.00
Kruis, Inc.	Contractual/Consulting Services	Development	Economic Development	4/20/2026	500.00
Kruis, Inc.	Contractual/Consulting Services	Development	Economic Development	4/20/2026	500.00
Law Office of Gary M. Vanek, PC	Contractual/Consulting Services	Development	Economic Development	4/20/2026	5,505.00
Porte Brown, LLC	Contractual/Consulting Services	Development	Economic Development	4/20/2026	1,250.00
Porte Brown, LLC	Contractual/Consulting Services	Development	Economic Development	4/20/2026	240.00
Illinois Manufacturing Excellence Center	Contractual/Consulting Services	Development	Economic Development	4/20/2026	2,000.00
Illinois Manufacturing Excellence Center	Contractual/Consulting Services	Development	Economic Development	4/20/2026	2,000.00
Illinois Manufacturing Excellence Center	Contractual/Consulting Services	Development	Economic Development	4/20/2026	7,267.00
Illinois Manufacturing Excellence Center	Contractual/Consulting Services	Development	Economic Development	4/20/2026	7,267.00
Illinois Manufacturing Excellence Center	Contractual/Consulting Services	Development	Economic Development	4/20/2026	6,067.00
Illinois Manufacturing Excellence Center	Contractual/Consulting Services	Development	Economic Development	4/20/2026	7,267.00
Batavia Enterprises Real Estate, LLC	Contractual/Consulting Services	Development	Economic Development	4/20/2026	5,254.70
Paddock Publications (Daily Herald)	Legal Printing	Development	Community Dev Block Program	4/20/2026	92.00
Paddock Publications (Daily Herald)	Legal Printing	Development	Community Dev Block Program	4/20/2026	18.40
Natl Assn for County Community & Econ Development	Employee Training	Development	Community Dev Block Program	4/6/2026	115.00
Habitat for Humanity of Northern Fox Valley	Miscellaneous Contractual Exp	Development	Community Dev Block Program	4/6/2026	6,940.62
Spillane and Sons, LTD	Miscellaneous Contractual Exp	Development	Community Dev Block Program	4/6/2026	210,000.00

VENDOR	NATURE OF CLAIM	OFFICE / DEPARTMENT	FUND	DATE PAID	AMOUNT PAID
Community Contacts, Inc.	Miscellaneous Contractual Exp	Development	Community Dev Block Program	4/20/2026	120.00
Spillane and Sons, LTD	Miscellaneous Contractual Exp	Development	HOME Program	4/6/2026	0.00
Spillane and Sons, LTD	Miscellaneous Contractual Exp	Development	HOME Program	4/20/2026	55,000.00
Habitat for Humanity of Northern Fox Valley	Miscellaneous Contractual Exp	Development	HOME Program	4/20/2026	33,689.82
Pathways Community Network Institute	Contractual/Consulting Services	Development	Homeless Management Info Systems	4/6/2026	3,558.51
Pathways Community Network Institute	Contractual/Consulting Services	Development	Homeless Management Info Systems	4/6/2026	3,760.53
Red Pencil/Western LLC dba Silver Edge Consultants	Engineering Services	Development	Cost Share Drainage	4/20/2026	6,615.00
Geosyntec Consultants, Inc.	Contractual/Consulting Services	Development	Cost Share Drainage	4/6/2026	13,290.08
Terra Info Holdings, LLC	Miscellaneous Contractual Exp	Development	Emergency Rental Assistance #2	4/20/2026	1,800.00
Tisa M. Baum	Employee Mileage Expense	Health	Home - ARP	4/6/2026	159.21
Tisa M. Baum	Employee Mileage Expense	Health	Home - ARP	4/20/2026	242.13
Jennifer L. Ryan	Employee Mileage Expense	Health	Home - ARP	4/20/2026	422.02
Vikas Agrawal	Miscellaneous Contractual Exp	Health	Home - ARP	4/20/2026	1,400.00
Sarah J. Garcia	Miscellaneous Contractual Exp	Health	Home - ARP	4/20/2026	2,470.00
Willard E. Groth	Miscellaneous Contractual Exp	Health	Home - ARP	4/20/2026	1,900.00
Illinois Property Group, LLC	Miscellaneous Contractual Exp	Health	Home - ARP	4/20/2026	2,700.00
JHG Real Estate, Inc.	Miscellaneous Contractual Exp	Health	Home - ARP	4/20/2026	2,130.00
Larry Daniel Larsen	Miscellaneous Contractual Exp	Health	Home - ARP	4/20/2026	1,400.00
Lorlyn of Batavia, LLC	Miscellaneous Contractual Exp	Health	Home - ARP	4/20/2026	1,375.00
Alberto Marmolejo	Miscellaneous Contractual Exp	Health	Home - ARP	4/20/2026	1,395.00
Padala Investments, LLC	Miscellaneous Contractual Exp	Health	Home - ARP	4/20/2026	3,100.00
Preferred Home Realty dba Preferred Management	Miscellaneous Contractual Exp	Health	Home - ARP	4/20/2026	1,400.00
Preferred Home Realty dba Preferred Management	Miscellaneous Contractual Exp	Health	Home - ARP	4/20/2026	1,750.00
Preferred Home Realty dba Preferred Management	Miscellaneous Contractual Exp	Health	Home - ARP	4/20/2026	1,200.00
Preferred Home Realty dba Preferred Management	Miscellaneous Contractual Exp	Health	Home - ARP	4/20/2026	1,300.00
Preferred Home Realty dba Preferred Management	Miscellaneous Contractual Exp	Health	Home - ARP	4/20/2026	1,350.00
Alia Sarfraz	Miscellaneous Contractual Exp	Health	Home - ARP	4/20/2026	2,090.00
Alia Sarfraz	Miscellaneous Contractual Exp	Health	Home - ARP	4/20/2026	2,090.00
Scott R. Woeppel dba Elgin Rental Properties, LLC	Miscellaneous Contractual Exp	Health	Home - ARP	4/20/2026	1,000.00
Scott R. Woeppel dba Elgin Rental Properties, LLC	Miscellaneous Contractual Exp	Health	Home - ARP	4/20/2026	1,150.00
Scott R. Woeppel dba Elgin Rental Properties, LLC	Miscellaneous Contractual Exp	Health	Home - ARP	4/20/2026	1,125.00
Shodeen Family Property Co, LLC	Miscellaneous Contractual Exp	Health	Home - ARP	4/20/2026	1,655.00
Thompson Capital Investments, LLC	Miscellaneous Contractual Exp	Health	Home - ARP	4/20/2026	3,140.00
UP Hanover Landing, LP	Miscellaneous Contractual Exp	Health	Home - ARP	4/20/2026	1,125.00
UP Hanover Landing, LP	Miscellaneous Contractual Exp	Health	Home - ARP	4/20/2026	1,125.00
UP Hanover Landing, LP	Miscellaneous Contractual Exp	Health	Home - ARP	4/20/2026	1,125.00
UP Hanover Landing, LP	Miscellaneous Contractual Exp	Health	Home - ARP	4/20/2026	1,125.00
Todd R Von Ohlen	Miscellaneous Contractual Exp	Health	Home - ARP	4/20/2026	1,450.00
Todd R Von Ohlen	Miscellaneous Contractual Exp	Health	Home - ARP	4/20/2026	1,250.00
Raquel S. Willis	Miscellaneous Contractual Exp	Health	Home - ARP	4/20/2026	2,500.00
Engineering Resource Associates, Inc.	Contractual/Consulting Services	Environmental Management	Stormwater Management	4/6/2026	4,865.56
JADE Hanna Surveyors	Contractual/Consulting Services	County Board	Farmland Preservation	4/6/2026	1,300.00
Ellen Kamps	Contractual/Consulting Services	County Board	Farmland Preservation	4/20/2026	9,750.00
Ellen Kamps	Contractual/Consulting Services	County Board	Farmland Preservation	4/20/2026	7,500.00
JP Morgan Chase Bank, N.A.	Contractual/Consulting Services	Development	Growing for Kane	4/20/2026	1,300.00
Batavia Enterprises Real Estate, LLC	Prepaid Expense		Workforce Development	4/20/2026	19,989.70
County of Kendall	Prepaid Expense		Workforce Development	4/20/2026	800.00
Jeffrey W. Richardson	Prepaid Expense		Workforce Development	4/20/2026	2,421.42
JP Morgan Chase Bank, N.A.	Prepaid Gasoline Card		Workforce Development	4/20/2026	240.00
Elgin Community College	Miscellaneous Contractual Exp	- WIOA 24	Workforce Development	4/20/2026	9.60
Elgin Community College	Work Based Learning Activities	- WIOA 24	Workforce Development	4/20/2026	9.42
Elgin Community College	Youth Supportive Services	- WIOA 24	Workforce Development	4/20/2026	316.64
Elgin Community College	Miscellaneous Contractual Exp	- WIOA 24	Workforce Development	4/20/2026	335.84
Elgin Community College	Work Based Learning Activities	- WIOA 24	Workforce Development	4/20/2026	2,889.76

VENDOR	NATURE OF CLAIM	OFFICE / DEPARTMENT	FUND	DATE PAID	AMOUNT PAID
Elgin Community College	Youth Supportive Services	- WIOA 24	Workforce Development	4/20/2026	2,090.11
Insight Public Sector Inc	Software Licensing Cost	- WIOA 24	Workforce Development	4/20/2026	79.32
Paddock Publications (Daily Herald)	Legal Printing	- WIOA 24	Workforce Development	4/6/2026	28.98
JP Morgan Chase Bank, N.A.	Conferences and Meetings	- WIOA 24	Workforce Development	4/20/2026	92.00
Paul F. Bleers	Employee Mileage Expense	- WIOA 24	Workforce Development	4/6/2026	9.72
Paul F. Bleers	Employee Mileage Expense	- WIOA 24	Workforce Development	4/20/2026	43.00
Paul F. Bleers	Employee Mileage Expense	- WIOA 24	Workforce Development	4/20/2026	7.47
Keelin J. Murphy	Employee Mileage Expense	- WIOA 24	Workforce Development	4/20/2026	41.80
APS Training Institute, Inc.	Miscellaneous Contractual Exp	- WIOA 24	Workforce Development	4/6/2026	900.00
The MSW Coach, LLC	Miscellaneous Contractual Exp	- WIOA 24	Workforce Development	4/6/2026	133.36
The MSW Coach, LLC	Miscellaneous Contractual Exp	- WIOA 24	Workforce Development	4/6/2026	22.40
Computer Training Source, Inc.	DT ITA	- WIOA 24	Workforce Development	4/6/2026	1,148.00
Computer Training Source, Inc.	DT ITA	- WIOA 24	Workforce Development	4/6/2026	2,845.00
Computer Training Source, Inc.	DT ITA	- WIOA 24	Workforce Development	4/6/2026	2,460.00
Joliet Junior College	DT ITA	- WIOA 24	Workforce Development	4/6/2026	1,048.00
West Chicago Professional Center, Inc.	DT ITA	- WIOA 24	Workforce Development	4/6/2026	5,000.00
West Chicago Professional Center, Inc.	DT ITA	- WIOA 24	Workforce Development	4/20/2026	4,950.00
The MSW Coach, LLC	DT Class Size Training	- WIOA 24	Workforce Development	4/6/2026	3,046.67
Heidi Baumgartner	SS Transportation Assistance	- WIOA 24	Workforce Development	4/6/2026	42.78
Aline Castillo	SS Transportation Assistance	- WIOA 24	Workforce Development	4/6/2026	81.05
Kannon Exton	SS Transportation Assistance	- WIOA 24	Workforce Development	4/6/2026	38.30
Kannon Exton	SS Transportation Assistance	- WIOA 24	Workforce Development	4/6/2026	135.43
Devin Pickenpack	SS Transportation Assistance	- WIOA 24	Workforce Development	4/6/2026	247.95
Angelica Rodriguez	SS Transportation Assistance	- WIOA 24	Workforce Development	4/20/2026	256.08
Brady Morales	SS Transportation Assistance	- WIOA 24	Workforce Development	4/20/2026	361.05
Brady Morales	SS Transportation Assistance	- WIOA 24	Workforce Development	4/20/2026	481.40
Brady Morales	SS Transportation Assistance	- WIOA 24	Workforce Development	4/20/2026	361.05
Maria L. Diamond	SS Other Supportive Services	- WIOA 24	Workforce Development	4/20/2026	365.00
Alannis L. Munoz	Employee Mileage Expense	- WIOA 24	Workforce Development	4/20/2026	88.74
Rickell M. Woods	Employee Mileage Expense	- WIOA 24	Workforce Development	4/20/2026	179.46
Kishwaukee College	Miscellaneous Contractual Exp	- WIOA 24	Workforce Development	4/20/2026	107.84
Wolf Driving School, Inc.	DT ITA	- WIOA 24	Workforce Development	4/6/2026	5,337.00
College of DuPage	DT ITA	- WIOA 24	Workforce Development	4/20/2026	437.60
Northern Illinois University	DT ITA	- WIOA 24	Workforce Development	4/20/2026	3,710.44
Northern Illinois University	DT ITA	- WIOA 24	Workforce Development	4/20/2026	2,423.50
Eve Linden	SS Transportation Assistance	- WIOA 24	Workforce Development	4/6/2026	432.40
Kassandra Santos	SS Transportation Assistance	- WIOA 24	Workforce Development	4/6/2026	70.77
Kassandra Santos	SS Transportation Assistance	- WIOA 24	Workforce Development	4/6/2026	164.23
Dian L. Williams	SS Transportation Assistance	- WIOA 24	Workforce Development	4/6/2026	88.16
Leida K. Santiago	SS Transportation Assistance	- WIOA 24	Workforce Development	4/20/2026	193.34
Leida K. Santiago	SS Transportation Assistance	- WIOA 24	Workforce Development	4/20/2026	270.90
Leida K. Santiago	SS Transportation Assistance	- WIOA 24	Workforce Development	4/20/2026	77.28
Hawk Truck Driving School, LLC	DT ITA	- WIOA 24	Workforce Development	4/6/2026	5,000.00
Judson University A Baptist Institution	DT ITA	- WIOA 24	Workforce Development	4/6/2026	710.00
New Lake College Corporation	DT ITA	- WIOA 24	Workforce Development	4/6/2026	2,000.00
Rechelle E. Santos	DT ITA	- WIOA 24	Workforce Development	4/6/2026	339.84
College of DuPage	DT ITA	- WIOA 24	Workforce Development	4/20/2026	936.00
Ilan A. Lara	SS Other Supportive Services	- WIOA 24	Workforce Development	4/20/2026	726.31
Jessica Lopez	SS Other Supportive Services	- WIOA 24	Workforce Development	4/20/2026	200.00
Joliet Junior College	DT ITA	- WIOA 24	Workforce Development	4/6/2026	45.00
Joliet Junior College	DT ITA	- WIOA 24	Workforce Development	4/6/2026	1,061.00
Joliet Junior College	DT ITA	- WIOA 24	Workforce Development	4/20/2026	413.85
Rasmussen University	DT ITA	- WIOA 24	Workforce Development	4/20/2026	2,500.00
West Chicago Professional Center, Inc.	DT ITA	- WIOA 24	Workforce Development	4/20/2026	5,950.00

VENDOR	NATURE OF CLAIM	OFFICE / DEPARTMENT	FUND	DATE PAID	AMOUNT PAID
Ian M. Ingram	SS Transportation Assistance	- WIOA 24	Workforce Development	4/20/2026	34.36
Dawn E. Garner	SS Other Supportive Services	- WIOA 24	Workforce Development	4/6/2026	60.00
Insight Public Sector Inc	Software Licensing Cost	- WIOA 24	Workforce Development	4/20/2026	79.31
Paddock Publications (Daily Herald)	Legal Printing	- WIOA 24	Workforce Development	4/6/2026	19.32
JP Morgan Chase Bank, N.A.	Conferences and Meetings	- WIOA 24	Workforce Development	4/20/2026	108.00
Paul F. Bleers	Employee Mileage Expense	- WIOA 24	Workforce Development	4/6/2026	9.71
Paul F. Bleers	Employee Mileage Expense	- WIOA 24	Workforce Development	4/20/2026	42.99
Paul F. Bleers	Employee Mileage Expense	- WIOA 24	Workforce Development	4/20/2026	7.47
Keelin J. Murphy	Employee Mileage Expense	- WIOA 24	Workforce Development	4/20/2026	41.79
APS Training Institute, Inc.	Miscellaneous Contractual Exp	- WIOA 24	Workforce Development	4/6/2026	1,350.00
The MSW Coach, LLC	Miscellaneous Contractual Exp	- WIOA 24	Workforce Development	4/6/2026	75.01
The MSW Coach, LLC	Miscellaneous Contractual Exp	- WIOA 24	Workforce Development	4/6/2026	89.61
Rock Gate Capital, LLC dba 160 Driving Academy	DT ITA	- WIOA 24	Workforce Development	4/6/2026	5,401.00
Rock Gate Capital, LLC dba 160 Driving Academy	DT ITA	- WIOA 24	Workforce Development	4/6/2026	5,488.00
Rock Gate Capital, LLC dba 160 Driving Academy	DT ITA	- WIOA 24	Workforce Development	4/6/2026	5,488.00
College of DuPage	DT ITA	- WIOA 24	Workforce Development	4/20/2026	624.00
The MSW Coach, LLC	DT Class Size Training	- WIOA 24	Workforce Development	4/6/2026	3,470.00
Anjamlisa T. Flowers	SS Transportation Assistance	- WIOA 24	Workforce Development	4/6/2026	12.91
Anjamlisa T. Flowers	SS Transportation Assistance	- WIOA 24	Workforce Development	4/6/2026	25.82
Anjamlisa T. Flowers	SS Transportation Assistance	- WIOA 24	Workforce Development	4/6/2026	51.64
Anjamlisa T. Flowers	SS Transportation Assistance	- WIOA 24	Workforce Development	4/6/2026	171.55
Alannis L. Munoz	Employee Mileage Expense	- WIOA 24	Workforce Development	4/20/2026	85.26
Rickell M. Woods	Employee Mileage Expense	- WIOA 24	Workforce Development	4/20/2026	159.14
Kishwaukee College	Miscellaneous Contractual Exp	- WIOA 24	Workforce Development	4/20/2026	71.90
COMNet Group Incorporated	DT ITA	- WIOA 24	Workforce Development	4/6/2026	5,550.00
Computer Training Source, Inc.	DT ITA	- WIOA 24	Workforce Development	4/6/2026	4,169.00
Omane Adu-Brako	SS Other Supportive Services	- WIOA 24	Workforce Development	4/6/2026	29.99
42 North Group, Inc. dba Microtrain Technologies	DT ITA	- WIOA 24	Workforce Development	4/6/2026	3,685.00
West Chicago Professional Center, Inc.	DT ITA	- WIOA 24	Workforce Development	4/6/2026	5,000.00
Computer Training Source, Inc.	DT ITA	- WIOA 24	Workforce Development	4/6/2026	1,348.00
Computer Training Source, Inc.	DT ITA	- WIOA 24	Workforce Development	4/6/2026	2,123.00
Computer Training Source, Inc.	DT ITA	- WIOA 24	Workforce Development	4/6/2026	2,695.00
Northern Illinois University	DT ITA	- WIOA 24	Workforce Development	4/20/2026	1,450.00
College of DuPage	DT ITA	- WIOA 24	Workforce Development	4/20/2026	956.00
Warehouse Direct, Inc.	Office Supplies	- WIOA 25	Workforce Development	4/6/2026	124.11
Kerber, Eck, & Braeckel, LLP	Professional Services	- WIOA 25	Workforce Development	4/20/2026	17,372.17
JP Morgan Chase Bank, N.A.	Conferences and Meetings	- WIOA 25	Workforce Development	4/20/2026	400.00
Adam D. Schauer	Employee Mileage Expense	- WIOA 25	Workforce Development	4/6/2026	228.02
Adam D. Schauer	Employee Mileage Expense	- WIOA 25	Workforce Development	4/20/2026	200.87
DeKalb County Economic Development Corporation	General Association Dues	- WIOA 25	Workforce Development	4/6/2026	500.00
Warehouse Direct, Inc.	Office Supplies	- WIOA 25	Workforce Development	4/6/2026	20.53
Warehouse Direct, Inc.	Office Supplies	- WIOA 25	Workforce Development	4/6/2026	45.98
Warehouse Direct, Inc.	Office Supplies	- WIOA 25	Workforce Development	4/6/2026	662.02
Warehouse Direct, Inc.	Office Supplies	- WIOA 25	Workforce Development	4/6/2026	**(46.29)**
Warehouse Direct, Inc.	Office Supplies	- WIOA 25	Workforce Development	4/20/2026	804.64
Paddock Publications (Daily Herald)	Legal Printing	- WIOA 25	Workforce Development	4/6/2026	1.75
Elgin Community College	Miscellaneous Contractual Exp	- WIOA 25	Workforce Development	4/6/2026	4,328.03
Elgin Community College	Work Based Learning Activities	- WIOA 25	Workforce Development	4/6/2026	1,788.51
Elgin Community College	Youth Supportive Services	- WIOA 25	Workforce Development	4/6/2026	60.00
Paddock Publications (Daily Herald)	Legal Printing	- WIOA 25	Workforce Development	4/6/2026	41.95
Business and Career Services Incorporated	Miscellaneous Contractual Exp	- WIOA 25	Workforce Development	4/20/2026	13,684.65
Business and Career Services Incorporated	Work Based Learning Activities	- WIOA 25	Workforce Development	4/20/2026	662.38
Elgin Community College	Miscellaneous Contractual Exp	- WIOA 25	Workforce Development	4/6/2026	8,827.92
Elgin Community College	Work Based Learning Activities	- WIOA 25	Workforce Development	4/6/2026	9,152.17

VENDOR	NATURE OF CLAIM	OFFICE / DEPARTMENT	FUND	DATE PAID	AMOUNT PAID
Elgin Community College	Youth Supportive Services	- WIOA 25	Workforce Development	4/6/2026	236.64
Grundy-Kendall Regional Office of Education	Miscellaneous Contractual Exp	- WIOA 25	Workforce Development	4/20/2026	9,678.47
Grundy-Kendall Regional Office of Education	Work Based Learning Activities	- WIOA 25	Workforce Development	4/20/2026	2,499.93
Grundy-Kendall Regional Office of Education	Youth Supportive Services	- WIOA 25	Workforce Development	4/20/2026	1,427.68
Kishwaukee College	Miscellaneous Contractual Exp	- WIOA 25	Workforce Development	4/6/2026	143.80
Kishwaukee College	Miscellaneous Contractual Exp	- WIOA 25	Workforce Development	4/6/2026	95.87
Northern Illinois University	DT ITA	- TAA 23	Workforce Development	4/20/2026	2,200.00
E J Rohn Company dba Specialty Mat Service	Professional Services	#NAME?	Workforce Development	4/6/2026	59.60
E J Rohn Company dba Specialty Mat Service	Professional Services	#NAME?	Workforce Development	4/6/2026	59.60
Groot Recycling dba Accurate Document Destruction	Professional Services	#NAME?	Workforce Development	4/20/2026	74.56
Batavia Enterprises Real Estate, LLC	Repairs and Maint- Buildings	#NAME?	Workforce Development	4/6/2026	73.19
Toshiba America Business Solutions, Inc	Repairs and Maint- Copiers	#NAME?	Workforce Development	4/20/2026	1,106.47
Pitney Bowes Global Financial Services LLC	Equipment Rental	#NAME?	Workforce Development	4/6/2026	165.33
Gilmore Marketing Concepts, Inc. dba GMCI Creative	General Advertising	#NAME?	Workforce Development	4/6/2026	6,240.00
Shaw Suburban Media dba Shaw Media	Legal Printing	#NAME?	Workforce Development	4/20/2026	200.10
JP Morgan Chase Bank, N.A.	Conferences and Meetings	#NAME?	Workforce Development	4/20/2026	151.50
Natalie Lamb	Employee Training	#NAME?	Workforce Development	4/6/2026	43.90
Alannis L. Munoz	Employee Training	#NAME?	Workforce Development	4/6/2026	30.46
Roberto D. Rivera	Employee Training	#NAME?	Workforce Development	4/6/2026	61.12
Amanda Weinreis	Employee Training	#NAME?	Workforce Development	4/6/2026	40.24
Natalie Lamb	Employee Mileage Expense	#NAME?	Workforce Development	4/6/2026	118.18
Alannis L. Munoz	Employee Mileage Expense	#NAME?	Workforce Development	4/6/2026	469.80
Roberto D. Rivera	Employee Mileage Expense	#NAME?	Workforce Development	4/6/2026	118.18
Adam D. Schauer	Employee Mileage Expense	#NAME?	Workforce Development	4/6/2026	35.09
Amanda Weinreis	Employee Mileage Expense	#NAME?	Workforce Development	4/6/2026	118.32
JP Morgan Chase Bank, N.A.	Office Supplies	#NAME?	Workforce Development	4/20/2026	448.92
JP Morgan Chase Bank, N.A.	Office Supplies	#NAME?	Workforce Development	4/20/2026	(9.60)
Nicor Gas Company	Utilities- Natural Gas	#NAME?	Workforce Development	4/6/2026	126.86
Nicor Gas Company	Utilities- Natural Gas	#NAME?	Workforce Development	4/6/2026	132.77
CITY OF BATAVIA	Utilities- Electric	#NAME?	Workforce Development	4/20/2026	88.94
JP Morgan Chase Bank, N.A.	Internet	#NAME?	Workforce Development	4/20/2026	322.48
Kruis, Inc.	Janitorial Services	#NAME?	Workforce Development	4/6/2026	1,000.00
Kruis, Inc.	Janitorial Services	#NAME?	Workforce Development	4/6/2026	1,100.00
Kruis, Inc.	Janitorial Services	#NAME?	Workforce Development	4/20/2026	1,100.00
Nicor Gas Company	Utilities- Natural Gas	#NAME?	Workforce Development	4/6/2026	155.43
ComEd	Utilities- Electric	#NAME?	Workforce Development	4/20/2026	177.30
JP Morgan Chase Bank, N.A.	Telephone	#NAME?	Workforce Development	4/20/2026	58.06
JP Morgan Chase Bank, N.A.	Internet	#NAME?	Workforce Development	4/20/2026	338.97
County of Kendall	Building Space Rental	#NAME?	Workforce Development	4/6/2026	800.00
County of Kendall	Building Space Rental	#NAME?	Workforce Development	4/6/2026	800.00
JP Morgan Chase Bank, N.A.	Internet	#NAME?	Workforce Development	4/20/2026	204.90
E J Rohn Company dba Specialty Mat Service	Professional Services	#NAME?	Workforce Development	4/6/2026	56.77
E J Rohn Company dba Specialty Mat Service	Professional Services	#NAME?	Workforce Development	4/6/2026	56.77
Groot Recycling dba Accurate Document Destruction	Professional Services	#NAME?	Workforce Development	4/20/2026	71.00
Batavia Enterprises Real Estate, LLC	Repairs and Maint- Buildings	#NAME?	Workforce Development	4/6/2026	69.71
Heidy Barrera	Employee Mileage Expense	#NAME?	Workforce Development	4/6/2026	111.43
Ann-Margaret Luciano	Employee Mileage Expense	#NAME?	Workforce Development	4/6/2026	92.05
Heidy Barrera	Employee Mileage Expense	#NAME?	Workforce Development	4/20/2026	43.50
Nicor Gas Company	Utilities- Natural Gas	#NAME?	Workforce Development	4/6/2026	120.81
Nicor Gas Company	Utilities- Natural Gas	#NAME?	Workforce Development	4/6/2026	126.44
CITY OF BATAVIA	Utilities- Electric	#NAME?	Workforce Development	4/20/2026	84.71
JP Morgan Chase Bank, N.A.	Internet	#NAME?	Workforce Development	4/20/2026	307.11
JP Morgan Chase Bank, N.A.	Communication/Web Host	#NAME?	Workforce Development	4/20/2026	76.00
JP Morgan Chase Bank, N.A.	Conferences and Meetings	#NAME?	Workforce Development	4/20/2026	200.00

VENDOR	NATURE OF CLAIM	OFFICE / DEPARTMENT	FUND	DATE PAID	AMOUNT PAID
JP Morgan Chase Bank, N.A.	Communication/Web Host	#NULL!	Workforce Development	4/20/2026	359.40
Business and Career Services Incorporated	Miscellaneous Contractual Exp	#NAME?	Workforce Development	4/6/2026	3,711.74
Business and Career Services Incorporated	Miscellaneous Contractual Exp	#NAME?	Workforce Development	4/6/2026	3,135.89
Business and Career Services Incorporated	Miscellaneous Contractual Exp	#NAME?	Workforce Development	4/6/2026	1,833.40
Scott A. Hagemann	Contractual/Consulting Services	State's Attorney	Kane County Law Enforcement	4/6/2026	500.00
Illinois Phlebotomy Services, LLC	Contractual/Consulting Services	State's Attorney	Kane County Law Enforcement	4/20/2026	850.00
CDW Government, Inc.	Computers	Other- Countywide Expenses	Capital Projects	4/6/2026	2,540.43
Kluber, Inc.	Contractual/Consulting Services	Other- Countywide Expenses	Capital Projects	4/6/2026	18,900.00
Midwest Environmental Consulting Services, Inc.	Building Improvements	Other- Countywide Expenses	Capital Projects	4/6/2026	1,530.00
R.C. Wegman Construction Company	Building Improvements	Other- Countywide Expenses	Capital Projects	4/6/2026	48,190.00
Urban Elevator Service, LLC	Building Improvements	Other- Countywide Expenses	Capital Projects	4/6/2026	44,960.50
Wight & Company	Building Improvements	Other- Countywide Expenses	Capital Projects	4/6/2026	26,500.00
Kluber, Inc.	Building Improvements	Other- Countywide Expenses	Capital Projects	4/6/2026	5,823.21
Lite Construction, Inc.	Building Improvements	Other- Countywide Expenses	Capital Projects	4/20/2026	387,147.93
Hartwig Mechanical, LLC	Building Improvements	Other- Countywide Expenses	Capital Projects	4/20/2026	23,235.50
Correct Electronics, Inc.	Special Purpose Equipment	Other- Countywide Expenses	Capital Projects	4/6/2026	1,500.00
Correct Electronics, Inc.	Special Purpose Equipment	Other- Countywide Expenses	Capital Projects	4/20/2026	1,500.00
JP Morgan Chase Bank, N.A.	Contractual/Consulting Services	Other- Countywide Expenses	Judicial Facility Construction	4/20/2026	3,471.78
County Wide Landscaping, Inc.	Repairs and Maintenance- Roads	Development	Mill Creek Special Service Area	4/20/2026	17,600.00
WK Enterprises dba Aurora Sign Company	Repairs and Maint- Grounds	Development	Mill Creek Special Service Area	4/6/2026	1,669.50
Traffic Control & Protection, LLC dba High Star	Repairs and Maint- Grounds	Development	Mill Creek Special Service Area	4/6/2026	84.95
Langton Snow Solutions dba Langton Group	Repairs and Maint- Grounds	Development	Mill Creek Special Service Area	4/6/2026	250.00
Menards, Inc.	Repairs and Maint- Grounds	Development	Mill Creek Special Service Area	4/20/2026	14.99
V3 Construction Group, LTD	Repairs and Maint- Grounds	Development	Mill Creek Special Service Area	4/20/2026	6,412.00
Rehm Electric Shop, Inc.	Intersect Lighting Services	Development	Mill Creek Special Service Area	4/20/2026	1,088.66
Hampton Lenzini & Renwick, Inc.	Miscellaneous Contractual Exp	Development	Mill Creek Special Service Area	4/20/2026	130.72
Securadyne Systems Intermediate LLC dba Adesta LLC	Miscellaneous Contractual Exp	Development	Mill Creek Special Service Area	4/20/2026	1,007.74
ComEd	Utilities- Intersect Lighting	Development	Mill Creek Special Service Area	4/6/2026	53.43
ComEd	Utilities- Intersect Lighting	Development	Mill Creek Special Service Area	4/6/2026	125.40
ComEd	Utilities- Intersect Lighting	Development	Mill Creek Special Service Area	4/6/2026	99.19
ComEd	Utilities- Intersect Lighting	Development	Mill Creek Special Service Area	4/6/2026	42.84
ComEd	Utilities- Intersect Lighting	Development	Mill Creek Special Service Area	4/6/2026	38.45
ComEd	Utilities- Intersect Lighting	Development	Mill Creek Special Service Area	4/6/2026	67.80
ComEd	Utilities- Intersect Lighting	Development	Mill Creek Special Service Area	4/6/2026	46.09
ComEd	Utilities- Intersect Lighting	Development	Mill Creek Special Service Area	4/6/2026	50.52
ComEd	Utilities- Intersect Lighting	Development	Mill Creek Special Service Area	4/6/2026	47.95
ComEd	Utilities- Intersect Lighting	Development	Mill Creek Special Service Area	4/6/2026	352.47
ComEd	Utilities- Intersect Lighting	Development	Mill Creek Special Service Area	4/20/2026	180.28
ComEd	Utilities- Intersect Lighting	Development	Mill Creek Special Service Area	4/20/2026	44.94
Stanley Consultants, Inc.	Engineering Services	Transportation	North Impact Fees	4/20/2026	7,495.34
Stanley Consultants, Inc.	Engineering Services	Transportation	North Impact Fees	4/20/2026	23,891.93
V3 Companies, LTD	Engineering Services	Transportation	Central Impact Fees	4/6/2026	21,827.71
V3 Companies, LTD	Engineering Services	Transportation	Central Impact Fees	4/6/2026	38,872.05
CD, LLC dba Carbon Day EV Charging	Contractual/Consulting Services	Environmental Management	Enterprise Surcharge	4/6/2026	130.00
Clean Harbors Environmental Services, Inc.	Contractual/Consulting Services	Environmental Management	Enterprise Surcharge	4/6/2026	2,463.50
Clean Harbors Environmental Services, Inc.	Contractual/Consulting Services	Environmental Management	Enterprise Surcharge	4/6/2026	843.30
Clean Harbors Environmental Services, Inc.	Contractual/Consulting Services	Environmental Management	Enterprise Surcharge	4/6/2026	2,118.20
Groot Recycling dba Accurate Document Destruction	Professional Services	Environmental Management	Enterprise Surcharge	4/20/2026	4,440.00
JP Morgan Chase Bank, N.A.	Professional Services	Environmental Management	Enterprise Surcharge	4/20/2026	104.80
Hagg Press, Inc.	General Printing	Environmental Management	Enterprise Surcharge	4/6/2026	12,837.00
JP Morgan Chase Bank, N.A.	Conferences and Meetings	Environmental Management	Enterprise Surcharge	4/20/2026	50.00
JP Morgan Chase Bank, N.A.	General Association Dues	Environmental Management	Enterprise Surcharge	4/20/2026	130.00
JP Morgan Chase Bank, N.A.	General Association Dues	Environmental Management	Enterprise Surcharge	4/20/2026	163.76
Toshiba America Business Solutions, Inc	Office Supplies	Environmental Management	Enterprise Surcharge	4/20/2026	218.03

VENDOR	NATURE OF CLAIM	OFFICE / DEPARTMENT	FUND	DATE PAID	AMOUNT PAID
Signs in Dundee, Inc. dba Signs by Tomorrow	Operating Supplies	Environmental Management	Enterprise Surcharge	4/6/2026	794.40
Waste Management of Illinois - West	Operating Supplies	Environmental Management	Enterprise Surcharge	4/20/2026	345.50
JP Morgan Chase Bank, N.A.	Operating Supplies	Environmental Management	Enterprise Surcharge	4/20/2026	460.10
JP Morgan Chase Bank, N.A.	Operating Supplies	Environmental Management	Enterprise Surcharge	4/20/2026	48.93
Gud Marketing, Inc.	Operating Supplies	Environmental Management	Enterprise Surcharge	4/20/2026	1,045.00
Flexible Benefits Service, LLC	Healthcare Admin Services	Other- Countywide Expenses	Health Insurance Fund	4/20/2026	1,736.25
Health Care Service Corporation dba BCBSIL	Healthcare - Stop Loss Insurance	Other- Countywide Expenses	Health Insurance Fund	4/20/2026	(73,862.69)
Fidelity Security Life Insurance Company (Eyemed)	Healthcare - Vision Insurance	Other- Countywide Expenses	Health Insurance Fund	4/20/2026	8,040.30
Cigna Health & Life Insurance Company	Healthcare - Dental Insurance	Other- Countywide Expenses	Health Insurance Fund	4/6/2026	74,187.49
Flexible Benefits Service, LLC	Healthcare - Medical Expense Reimbursement	Other- Countywide Expenses	Health Insurance Fund	4/6/2026	7,446.02
Flexible Benefits Service, LLC	Healthcare - Medical Expense Reimbursement	Other- Countywide Expenses	Health Insurance Fund	4/6/2026	6,139.32
Flexible Benefits Service, LLC	Healthcare - Medical Expense Reimbursement	Other- Countywide Expenses	Health Insurance Fund	4/20/2026	5,821.64
Flexible Benefits Service, LLC	Healthcare - Medical Expense Reimbursement	Other- Countywide Expenses	Health Insurance Fund	4/20/2026	6,191.86
Health Care Service Corporation dba BCBSIL	Healthcare - Stop Loss Insurance	Other- Countywide Expenses	Health Insurance Fund	4/20/2026	121,748.33
Health Care Service Corporation dba BCBSIL	Self Insured Healthcare Claims	Other- Countywide Expenses	Health Insurance Fund	4/20/2026	1,178,360.50
Health Care Service Corporation dba BCBSIL	Self Insured Healthcare Claims Administration	Other- Countywide Expenses	Health Insurance Fund	4/20/2026	29,733.75
Health Care Service Corporation dba BCBSIL	Healthcare Facility Access Fee	Other- Countywide Expenses	Health Insurance Fund	4/20/2026	3,651.30
Health Care Service Corporation dba BCBSIL	Healthcare Credits	Other- Countywide Expenses	Health Insurance Fund	4/20/2026	(77,653.40)
Health Care Service Corporation dba BCBSIL	Healthcare - Stop Loss Insurance	Other- Countywide Expenses	Health Insurance Fund	4/20/2026	64,837.20
Health Care Service Corporation dba BCBSIL	Self Insured Healthcare Claims	Other- Countywide Expenses	Health Insurance Fund	4/20/2026	664,007.91
Health Care Service Corporation dba BCBSIL	Self Insured Healthcare Claims Administration	Other- Countywide Expenses	Health Insurance Fund	4/20/2026	30,347.22
Health Care Service Corporation dba BCBSIL	Healthcare HMO Managed Care Fee	Other- Countywide Expenses	Health Insurance Fund	4/20/2026	8,713.12
Health Care Service Corporation dba BCBSIL	Healthcare Physician Services Fee	Other- Countywide Expenses	Health Insurance Fund	4/20/2026	209,894.47
Health Care Service Corporation dba BCBSIL	Healthcare Credits	Other- Countywide Expenses	Health Insurance Fund	4/20/2026	(83,893.60)
Humana Insurance Company	Healthcare - Health Insurance	Other- Countywide Expenses	Health Insurance Fund	4/6/2026	14,937.30
Flexible Benefits Service, LLC	Healthcare - Health Insurance	Other- Countywide Expenses	Health Insurance Fund	4/10/2026	16,411.60
Flexible Benefits Service, LLC	Healthcare - Health Insurance	Other- Countywide Expenses	Health Insurance Fund	4/24/2026	16,598.26
Helm & Wagner, PC	Accrued Liabilities		Special Trust	4/21/2026	21,826.75
CW Land Development, LLC	Accrued Liabilities		Special Trust	4/21/2026	93,173.25
Elrod Friedman, LLP	Accrued Liabilities		Special Trust	4/24/2026	14,200.00
Kirk 38, LLC	Accrued Liabilities		Special Trust	4/24/2026	58,800.00
RSGSF, LLC	Accrued Liabilities		Special Trust	4/24/2026	1,800.00
RSGSF, LLC	Accrued Liabilities		Special Trust	4/24/2026	296,500.00
Associated Property Counselors, LTD	Accrued Liabilities		Special Trust	4/24/2026	3,500.00
Associated Property Counselors, LTD	Accrued Liabilities		Special Trust	4/24/2026	2,000.00
Ottosen, DiNolfo, Hasenbalg & Castaldo, LTD	Distribution	Information Technologies	911 Emergency Surcharge	4/6/2026	115.50
Voiance Language Services, LLC	Distribution	Information Technologies	911 Emergency Surcharge	4/6/2026	316.50
AT&T dba AT&T Enterprises, LLC	Distribution	Information Technologies	911 Emergency Surcharge	4/6/2026	221.09
John F. Harahan	Distribution	Information Technologies	911 Emergency Surcharge	4/6/2026	2,520.00
Lauterbach & Amen, LLP	Distribution	Information Technologies	911 Emergency Surcharge	4/20/2026	4,900.00
AT&T dba AT&T Enterprises, LLC	Distribution	Information Technologies	911 Emergency Surcharge	4/20/2026	221.09
Tri-Com Central Dispatch/City of Geneva	Distribution	Information Technologies	Wireless 911	4/6/2026	169,532.95
Tri-Com Central Dispatch/City of Geneva	Distribution	Information Technologies	Wireless 911	4/20/2026	165,955.09
Illinois Department of Revenue	Accrued Liabilities		Recorder's Rental Surcharge	4/1/2026	82,458.00
Flexible Benefits Service, LLC	Accrued Liabilities		Flexible Spending Account	4/6/2026	9,881.19
Flexible Benefits Service, LLC	Accrued Liabilities		Flexible Spending Account	4/6/2026	8,903.09
Flexible Benefits Service, LLC	Accrued Liabilities		Flexible Spending Account	4/20/2026	11,840.29
Flexible Benefits Service, LLC	Accrued Liabilities		Flexible Spending Account	4/20/2026	13,760.35
Office of the Illinois State Treasurer	Accrued Liabilities		County Clerk Domestic Violence	4/20/2026	1,095.00
IL Department of Public Health - Vital Records	Accrued Liabilities		Death Certificates	4/20/2026	10,824.00
Illinois Department of Revenue	Accrued Liabilities		State Real Estate Transfer Tax	4/1/2026	398,524.50
Salt Xchange, Inc.	Rock Salt	Transportation	Sugar Grove Township	4/6/2026	16,847.83
Salt Xchange, Inc.	Rock Salt	Transportation	Sugar Grove Township	4/20/2026	7,336.32
TOTAL				**2,104**	**$11,026,774.73**

STATE OF ILLINOIS)
SS.
COUNTY OF KANE)

FINANCE REPORT NO. TMP-26-699

MONTHLY FINANCE REPORTS

- **Financial Health Indicators**

★	**FY 2025 Surplus –** For all County Funds - County finishes with an estimated budgeted surplus of $12.2 million
★	**FY 2026 Revenues – All Funds** Major tax revenue sources within range State Sales Tax and RTA Sales Tax above FY 26 budget and above prior year by approximately $1.5 million
★	**FY 2026 Expenses – All Funds** Expenses to date by Office and Department within range taking into considerations front-loaded expenses such as yearly contractual service and software subscriptions paid at the beginning of the year, except for Sheriff – over on contractual services and commodities; KaneComm over on overtime
★	**FY 2026 - General Fund – General Account Budgeted Expenses** Budget to actual is within range
★	**FY 2026 General Fund – General Account Cash Flow** Cash balance is always at its lowest point in May and early June prior to receipt of first installment of property tax revenue. For these few months, the balance is well below the 90 day reserve requirement. Concern that it might get too low and thus not have sufficient cash to pay expenses. Solution – temporarily move cash from the General Fund – Special Reserve Account into the General Fund – General Account.
★	**FY 2026 General Fund – General Account – Use of Reserves** The 2026 budget uses fund balance reserves to "balance" budget instead of ensuring that budgeted expenses are paid with incoming new revenues. Risk is that fund balance reserves decline below County financial policy of maintaining 90 days of expenses as reserves.

Kane County Finance Committee
Finance Department
Monthly Report
May 27, 2026

General Fund – General Account

Revenue	2026 Amended Budget	2026 Expected	2026 Actual Amount	Difference - 2026 Expected to Actual	% Difference - 2026 Expected to Actual	Variance Indicator	Risk/Concern
Charges for Services	$ 11,220,734	$ 4,675,306	$ 4,841,791	$ 166,485	4%	Within Range	
Fines	2,368,621	986,925	304,592	(682,333)	-69%	Within Range	Back Taxes-Interest/Penalty budgeted $1.67m deposited YE
Grants	1,917,762	799,068	341,622	(457,445)	-57%	Within Range	Timing
Interest Revenue	1,545,266	643,861	281,921	(361,940)	-56%	Below Range	Interest Income posted through Feb26; Low cash in fund
Licenses and Permits	1,798,200	749,250	564,728	(184,522)	-25%	Below Range	Inspection permits/liquor licenses slightly below range
Other	408,731	170,305	163,290	(7,015)	-4%	Within Range	
Other Taxes	51,543,249	19,328,718	19,954,011	625,292	3%	Within Range	
Property Taxes	37,623,175	-	1,813,143	1,813,143	0%	Within Range	
Reimbursements	10,800,612	4,500,255	4,219,497	(280,758)	-6%	Within Range	
Transfers In	4,572,617	4,572,617	4,543,201	(29,416)	-1%	Within Range	
Revenue Total	***$ 123,798,967***	***$ 36,426,305***	***$ 37,027,796***	***$ 601,491***	***2%***	Within Range	
Expenses							
Commodities	$ 5,014,855	$ 2,298,475	$ 2,994,110	$ 695,634	30%	Above Range	Sheriff $1.2m over budget; Sheriff has a ($269K) budget
Contractual Services	13,746,309	6,300,392	7,228,163	927,772	15%	Above Range	Sheriff $971K over budget compared to expected
Pers Svcs- Employee Benefits	14,109,141	5,878,809	6,206,398	327,589	6%	Within Range	
Pers Svcs- Salaries & Wages	91,859,266	37,097,011	34,549,981	(2,547,030)	-7%	Below Range	Circuit Clerk, Court Services, Sheriff below range
Transfers Out	5,494,104	5,494,104	5,494,104	-	0%	Within Range	
Expenses Total	***$ 130,223,675***	***$ 57,068,791***	***$ 56,472,756***	***$ (596,035)***	***-1%***	Within Range	
Fund Balance Utilization	**$ (6,424,708)**	**$ (20,642,486)**	**$ (19,444,960)**	**$ 1,197,526**	**-6%**	Above Range	Actual revenue below expected

Kane County Finance Committee
Finance Department
Monthly Report
May 27, 2026

Total 2026 Budgeted, Expected, and Actual Expenses for all County Funds

Indicator - Expense Categories within range except for Sheriff – over on Contractual Services and Commodities

All Funds	Amended Budget	Expected	Actual	2026 Expected to Actual	2026 Expected to Actual
Office/Department					
010 County Board	$ 12,771,004	$ 7,604,086	$ 5,017,595	$ (2,586,491)	34%
040 Finance	1,422,443	592,685	600,108	7,424	-1%
060 Information Technologies	7,558,587	4,409,176	3,982,196	(426,980)	10%
080 Building Management	7,249,001	3,020,417	3,096,279	75,862	-3%
120 Human Resource Management	5,736,435	4,302,326	3,575,787	(726,539)	17%
140 County Auditor	387,607	161,503	132,481	(29,022)	18%
150 Treasurer/Collector	1,465,986	671,910	526,952	(144,958)	22%
170 Supervisor of Assessments	1,222,362	509,318	454,795	(54,523)	11%
190 County Clerk	6,137,053	2,557,105	2,034,781	(522,325)	20%
210 Recorder	1,684,960	912,687	760,357	(152,329)	17%
230 Regional Office of Education	398,262	174,240	159,388	(14,851)	9%
240 Judiciary and Courts	4,407,298	1,836,374	1,568,800	(267,574)	15%
250 Circuit Clerk	8,569,086	3,570,453	2,378,462	(1,191,990)	33%
300 State's Attorney	19,398,484	8,082,702	7,623,609	(459,093)	6%
360 Public Defender	5,209,745	2,170,727	1,976,278	(194,449)	9%
370 Law Library	371,827	154,928	143,212	(11,716)	8%
380 Sheriff	40,145,287	16,727,203	17,765,221	1,038,018	-6%
420 Merit Commission	88,654	36,939	31,124	(5,815)	16%
425 Kane Comm	3,254,430	1,356,013	1,364,349	8,337	-1%
430 Court Services	15,283,306	6,368,044	6,012,799	(355,246)	6%
490 Coroner	2,852,446	1,188,519	724,169	(464,351)	39%
500 Animal Control	1,399,378	583,074	496,716	(86,358)	15%
510 Emergency Management Services	597,853	249,105	228,818	(20,288)	8%
520 Transportation	119,222,790	49,676,163	11,798,104	(37,878,059)	76%
580 Health	19,515,430	8,131,429	6,106,002	(2,025,427)	25%
660 Veterans' Commission	713,191	297,163	239,256	(57,907)	19%
670 Environmental Management	2,248,676	936,948	530,077	(406,871)	43%
690 Development	12,069,866	5,029,111	2,570,352	(2,458,759)	49%
760 Debt Service	3,460,355	3,532,446	3,199,687	(332,759)	9%
800 Other- Countywide Expenses	89,640,965	41,085,442	37,624,894	(3,460,548)	8%
850 Other County-Wide Group Ins	15,302,644	6,376,102	6,206,398	(169,704)	3%
900 Contingency	79,674	33,198	-	(33,198)	100%
Total	**$ 409,865,085**	**$ 182,337,534**	**$ 136,638,497**	**$ (45,699,036)**	**25%**

Kane County Finance Committee
Finance Department
Monthly Report
May 27, 2026

Total 2026 Budgeted, Expected, and Actual Expenses for the General Fund General Account Fund

Indicator - Expense Categories within range except for Sheriff – over on Contractual Services and Commodities

General Fund - General Account				Difference -	% Difference -
	Amended			2026 Expected	2026 Expected
Offices/Departments	Budget	Expected	Actual	to Actual	to Actual
010 County Board	$ 1,231,515	$ 513,131	$ 473,521	$ (39,611)	8%
040 Finance	1,316,703	548,626	558,234	9,607	-2%
060 Information Technologies	4,902,414	2,042,673	1,659,585	(383,088)	19%
080 Building Management	7,249,001	3,020,417	3,096,279	75,862	-3%
120 Human Resource Management	252,993	105,414	101,077	(4,337)	4%
140 County Auditor	381,107	158,795	125,483	(33,311)	21%
150 Treasurer/Collector	1,078,276	458,267	358,512	(99,755)	22%
170 Supervisor of Assessments	1,219,362	508,068	451,565	(56,502)	11%
190 County Clerk	5,878,776	2,449,490	2,002,801	(446,689)	18%
210 Recorder	712,403	296,835	270,914	(25,920)	9%
230 Regional Office of Education	398,262	165,943	159,388	(6,554)	4%
240 Judiciary and Courts	4,171,199	1,738,000	1,508,126	(229,873)	13%
250 Circuit Clerk	4,997,491	2,082,288	1,667,481	(414,807)	20%
300 State's Attorney	11,899,616	4,958,173	5,006,083	47,910	-1%
360 Public Defender	5,100,236	2,125,098	1,940,773	(184,326)	9%
380 Sheriff	37,153,553	15,480,647	16,397,280	916,633	-6%
420 Merit Commission	88,654	36,939	31,124	(5,815)	16%
430 Court Services	13,933,396	5,805,582	5,333,577	(472,004)	8%
490 Coroner	1,736,348	723,478	678,061	(45,417)	6%
510 Emergency Management Services	582,446	242,686	215,448	(27,237)	11%
670 Environmental Management	687,539	286,475	277,780	(8,695)	3%
690 Development	1,202,461	501,025	469,752	(31,273)	6%
800 Other- Countywide Expenses	8,747,280	7,200,000	7,411,626	211,626	-3%
850 Other County-Wide Group Ins	15,302,644	6,376,102	6,206,398	(169,704)	3%
Total	**$ 130,223,675**	**$ 57,824,150**	**$ 56,400,871**	**$ (1,423,279)**	**2%**

Kane County Finance Committee
Finance Department
Monthly Report
May 27, 2026

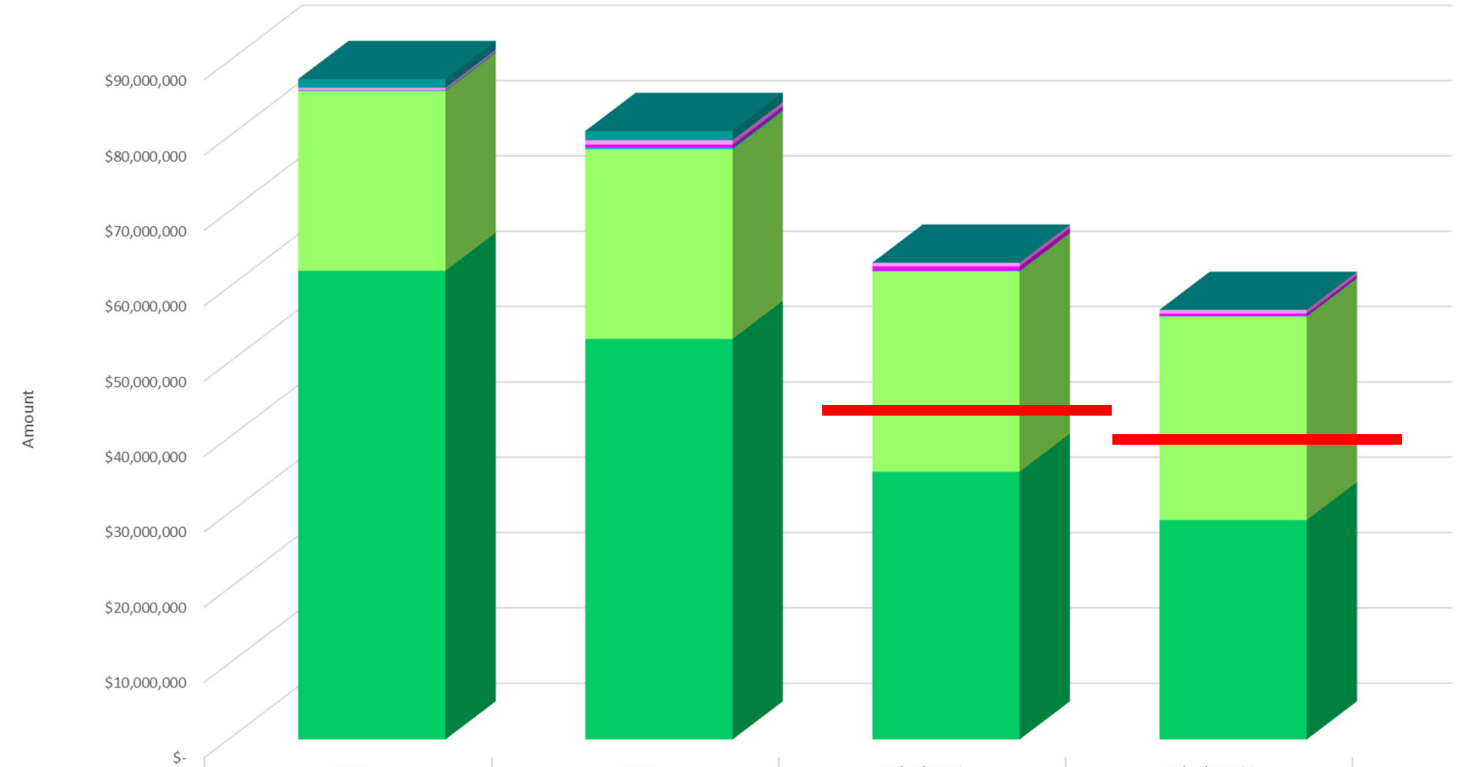

	2023	2024	11/30/2025*	11/30/2026**
Public Building Commission	$1,153,380	$1,218,655	$8,673	$9,000
Cost Share Drainage	$327,513	$596,481	$491,405	$485,000
Economic Development	$12,174	$406,461	$574,404	$315,000
Domestic Violence	$97,216	$203,681	$77,388	$87,880
Special Reserve	$23,865,627	$25,191,851	$26,605,263	$27,022,642
General Account	$62,214,761	$53,166,599	$35,541,481	$29,116,773

- FY 2025 forecasted to use $17.6 million in fund balance reserves
- FY 2026 budget to use $6.3 million in fund balance reserves

- 90 days of budgeted expenses
- FY 2025 90 day reserve on a $144 million budget is $36 million
- FY 2026 90 day reserve on a $130 million budget is $32.5 million

Kane County Finance Committee
Finance Department
Monthly Report
May 27, 2026

Cash Flow by Month – General Fund – General Account #001

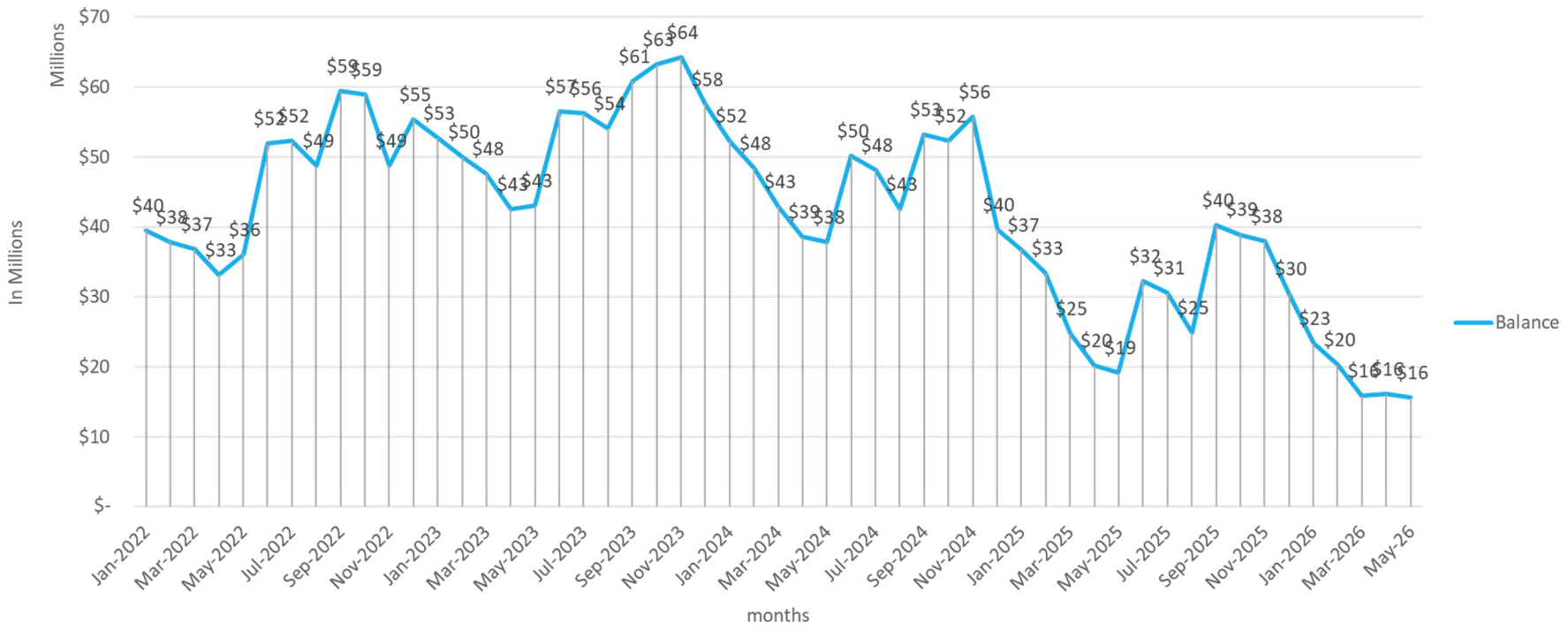

Cash Flow by Month – IMRF Fund #110

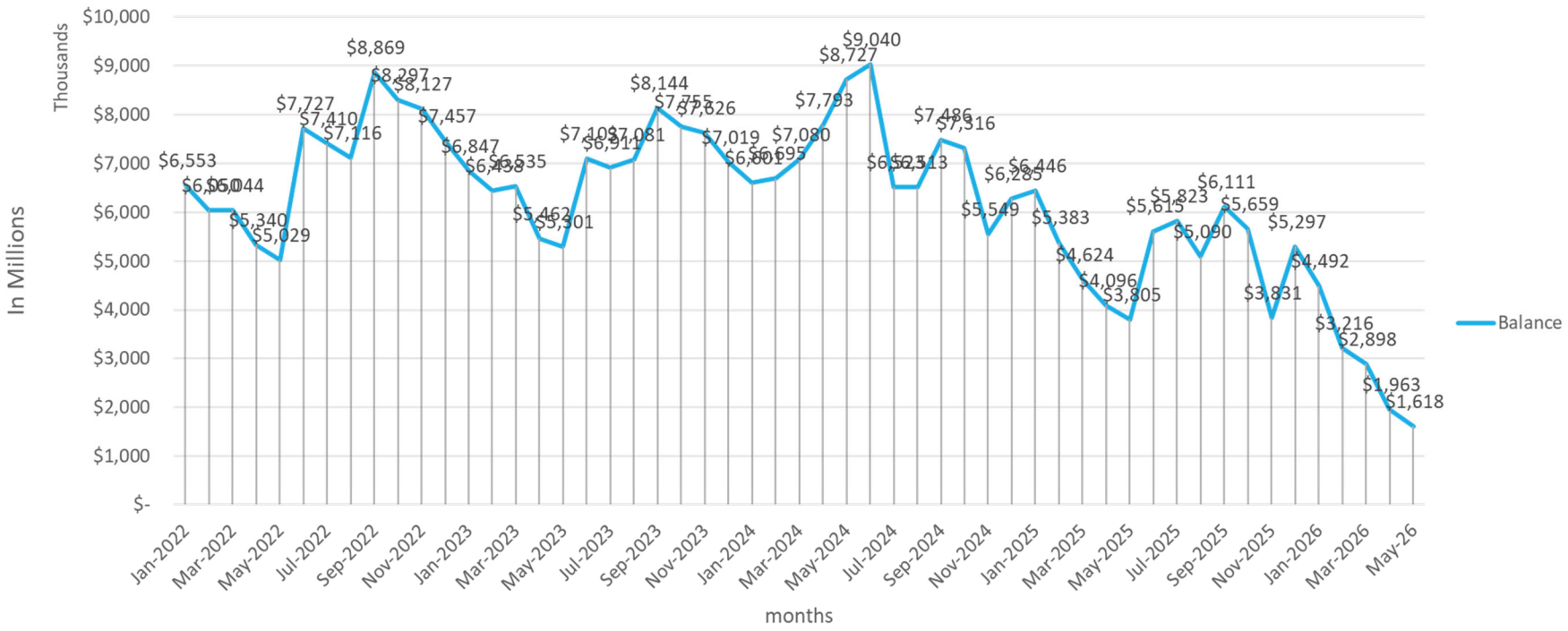

Kane County Finance Committee
Finance Department
Monthly Report
May 27, 2026

Cash Flow by Month – FICA/Social Security Fund #111

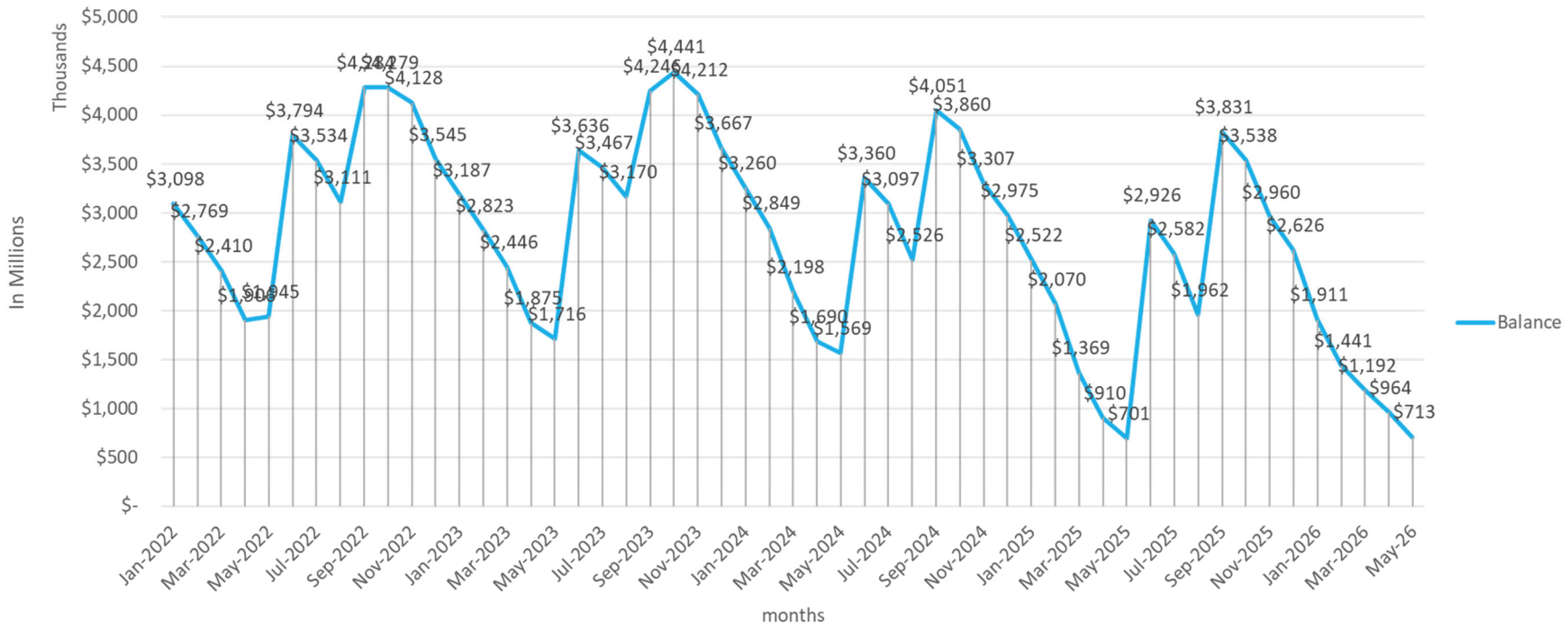

Cash Flow by Month – Special Reserve Fund #112

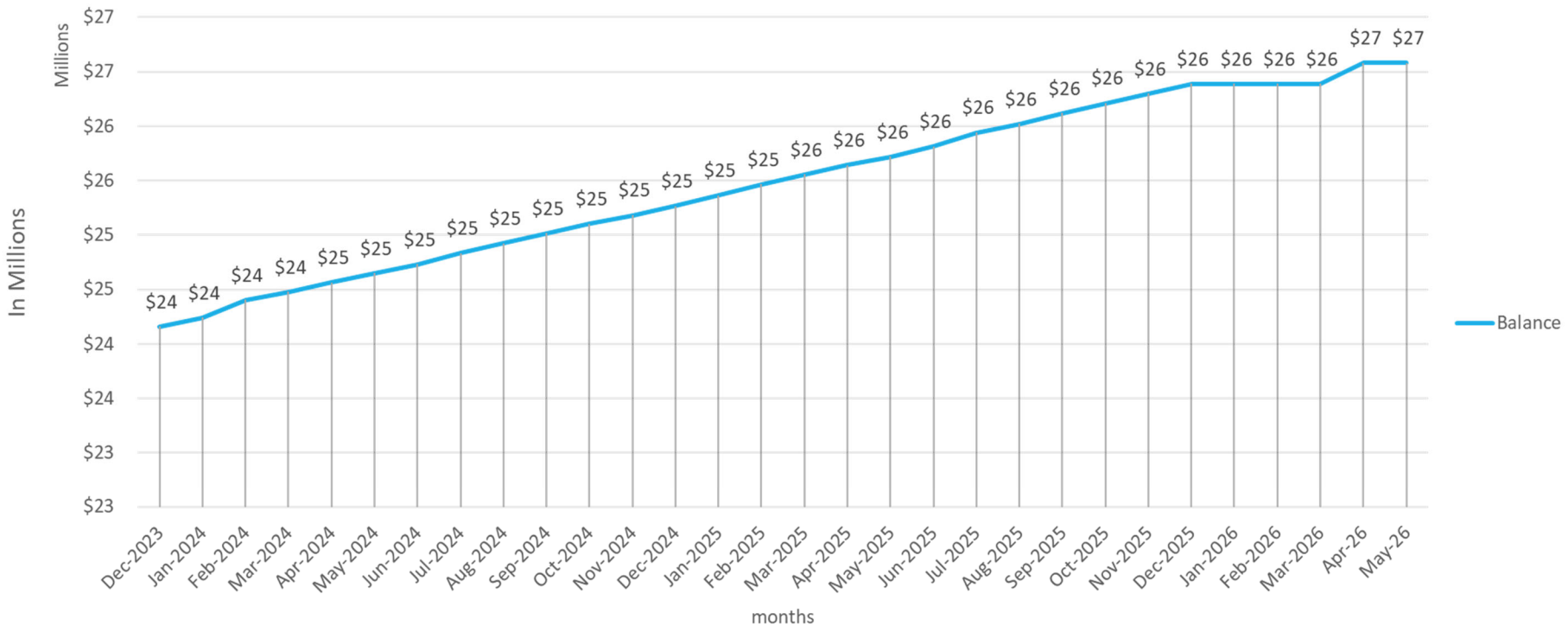

Cash and Investments – Negative Cash by Fund

Fund #	*Fund Name*	*Amount*	*Comments*
#404	Homeless Management Info Sys	($64,287)	Pending drawdown
#406	OCR & Recovery Act Programs	($32,217)	Pending reclassification of transactions
#409	Continuum of Care Planning Grant	($4,713)	Pending reclassification of transactions
#410	Elgin CDBG	($3,561)	Pending reclassification of transactions
#414	HOME – ARP	($94,964)	Pending drawdown
#480	Workforce Development	($279,692)	Res. 25-470 Interfund Loan with General Fund – General Account #001 up to $500,000
#5314	45W185 Plank Road SSA SW 54	($3,897)	Pending property tax revenue
#5315	Boyer Road Special Service Area	($712)	Pending property tax revenue
#702	Sheriff's Detail Escrow	($24,205)	

Unearned Revenue (Liability Account)

Unearned revenue generally represents cash received for which the related expenses have not yet been incurred. Typically, at the County, unearned revenue is recorded when grant money is received in cash prior to identifying how the cash will be spent. Once expenses are identified and recorded, the Unearned Revenue is recorded as Revenue. As of September 19, 2025, the following Unearned Revenue is recorded on the County's general ledger:

Fund	*Amount*	*Description*
General Fund	$729,153	County Clerk grant
ARPA	$23,381,236	ARPA
HOME – ARPA	$63,428	
Farmland Preservation	$71,726	Farmland Preservation
Growing for Kane	$45,000	Food Growers Support

Kane County Finance Committee
Finance Department
Monthly Report
May 27, 2026

The following are various trend charts and graphs on County revenues

FY 2025 to Date

Tax Revenue	Prior Year YTD	Expected Revenue	FY 2025 Actual	Change from Prior Year Amount	Change from Prior Year %	Variance from 2025 Budget Amount	Variance from 2025 Budget %
Sales Tax	$ 25,920,915	$ 27,000,000	$ 29,074,917	$ 3,154,003	12%	$ 2,074,917	8%
Local Use Tax	2,173,371	2,500,000	891,671	(1,281,699)	-59%	(1,608,329)	-64%
RTA Sales Tax	26,091,497	26,877,449	28,934,008	2,842,510	11%	2,056,559	8%
State Income Tax	10,283,982	11,000,000	10,921,292	637,310	6%	(78,708)	-1%
Personal Property Replacement Tax	2,812,713	3,250,000	621,814	(2,190,899)	-78%	(2,628,186)	-81%
State Motor Fuel Tax	12,021,014	11,802,303	12,485,575	464,561	4%	683,272	6%
County Motor Fuel Tax	10,178,419	10,323,390	10,586,260	407,841	4%	262,870	3%
Total	$ 67,282,478	$ 70,627,449	$ 70,443,702	$ 3,161,224	5%	$ (183,747)	0%

variance < -11%
variance between 10% to -10%
variance > 11%

FY 2026 to Date

Tax Revenue	Prior Year YTD	Expected Revenue	FY 2026 Actual	Change from Prior Year Amount	Change from Prior Year %	Variance from 2026 Budget Amount	Variance from 2026 Budget %
Sales Tax	$ 8,556,159	$ 9,333,333	$ 9,548,750	$ 992,591	12%	$ 215,417	2%
Local Use Tax	500,396	146,667	168,509	(331,887)	-66%	21,842	15%
RTA Sales Tax	8,843,500	9,138,332	9,644,099	800,598	9%	505,767	6%
State Income Tax	5,547,944	4,583,333	5,717,871	169,927	3%	1,134,538	25%
Personal Property Replacement Tax	1,137,575	833,333	1,152,447	14,872	1%	319,114	38%
State Motor Fuel Tax	3,933,682	4,133,333	4,041,484	107,802	3%	(91,849)	-2%
County Motor Fuel Tax	3,425,560	3,494,333	3,433,346	7,787	0%	(60,987)	-2%
Total	$ 24,585,575	$ 24,034,998	$ 26,231,676	$ 1,646,101	7%	$ 2,196,678	9%

variance < -11%
variance between 10% to -10%
variance > 11%

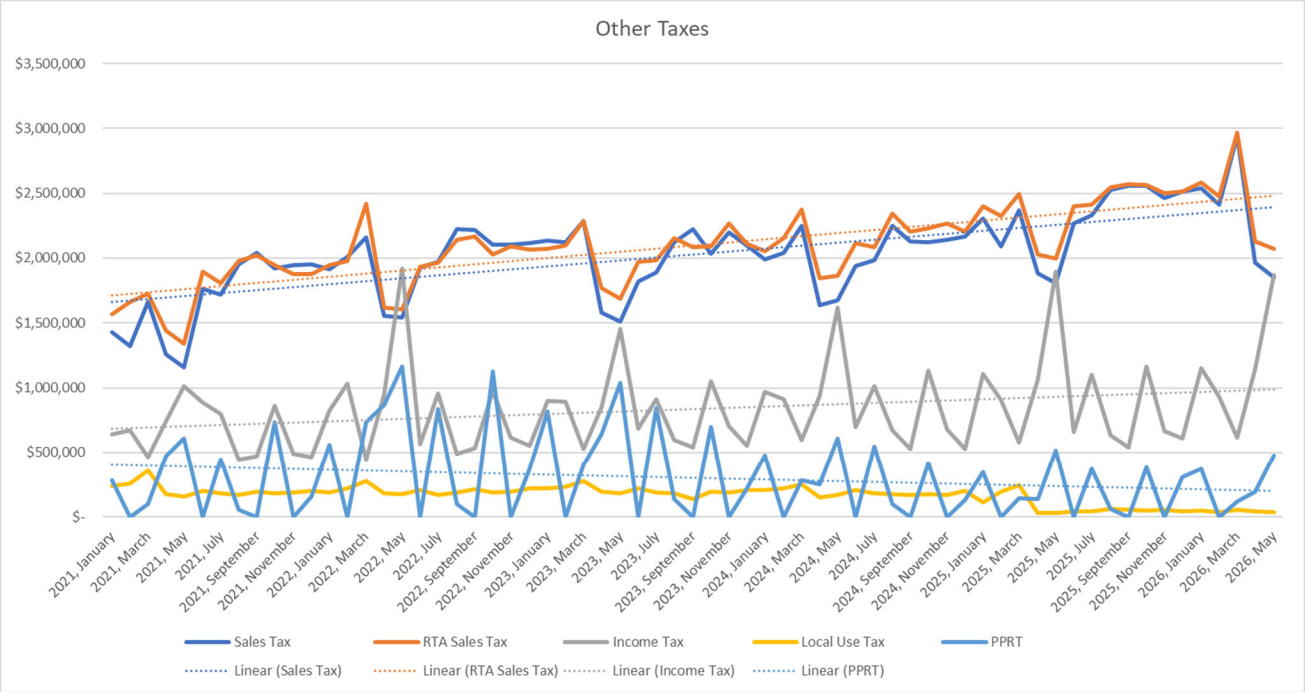
Other Taxes
$3,500,000
$3,000,000
$2,500,000
$2,000,000
$1,500,000
$1,000,000
$500,000
$-
2021, January
2021, March
2021, May
2021, July
2021, September
2021, November
2022, January
2022, March
2022, May
2022, July
2022, September
2022, November
2023, January
2023, March
2023, May
2023, July
2023, September
2023, November
2024, January
2024, March
2024, May
2024, July
2024, September
2024, November
2025, January
2025, March
2025, May
2025, July
2025, September
2025, November
2026, January
2026, March
2026, May
Sales Tax
RTA Sales Tax
Income Tax
Local Use Tax
PPRT
Linear (Sales Tax)
Linear (RTA Sales Tax)
Linear (Income Tax)
Linear (PPRT)

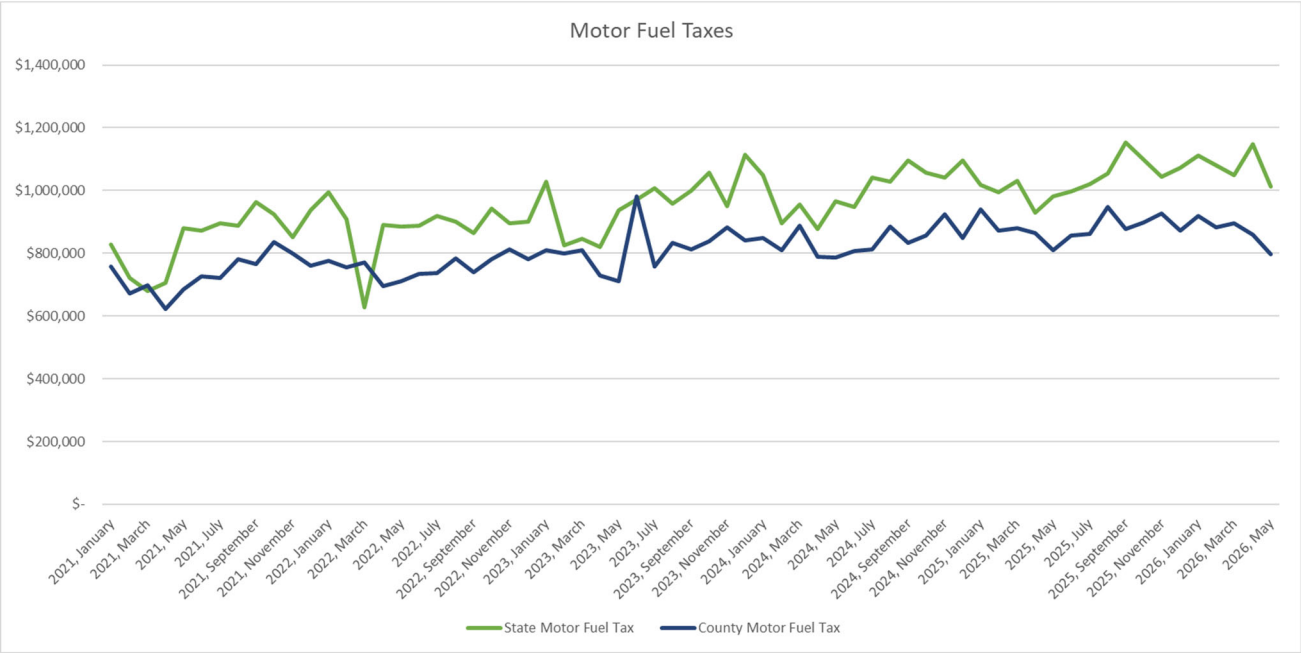
Motor Fuel Taxes
$1,400,000
$1,200,000
$1,000,000
$800,000
$600,000
$400,000
$200,000
$-
2021, January
2021, March
2021, May
2021, July
2021, September
2021, November
2022, January
2022, March
2022, May
2022, July
2022, September
2022, November
2023, January
2023, March
2023, May
2023, July
2023, September
2023, November
2024, January
2024, March
2024, May
2024, July
2024, September
2024, November
2025, January
2025, March
2025, May
2025, July
2025, September
2025, November
2026, January
2026, March
2026, May
State Motor Fuel Tax
County Motor Fuel Tax

These tax revenues are deposited into the following funds:

Tax Revenue	Fund	Percentage Allocated
Sales Tax	General Fund	100%
Local Use Tax	General Fund	100%
RTA Sales Tax	General Fund	35%
RTA Sales Tax	Transportation Sales Tax Fund (KDOT)	50%
RTA Sales Tax	Public Safety Sales Tax Fund	9%
RTA Sales Tax	Judicial Technology Fund	6%
State Income Tax	General Fund	100%
Personal Property Replacement Tax	General Fund	100%
State Motor Fuel Tax*	Motor Fuel Tax Fund (KDOT)	100%
County Motor Fuel Tax **	County Motor Fuel Tax Fund (KDOT)	100%

*On July 1, 2025, the State Motor Fuel Tax rate increased by 2.82% as the law requires a rate increase equal to the percentage increase, if any, in the Consumer Price Index. This is expected to generate an additional $400,000 more in revenue for the Kane County Division of Transportation.

**On July 1, 2025, the Local County Motor Fuel Tax rate increased by 2.82% as the law requires a rate increase equal to the percentage increase, if any, in the Consumer Price Index. The rate will increase from 4.9 cents to 5.0 cents per gallon, is expected to generate approximately $300,000 more in revenue for the Kane County Division of Transportation.

***On October 22, 2025, the Kane County Board increased the County Motor Fuel Tax rate from 5.0 cents per gallon to 8.0 cents per gallon, which will become effective July 1, 2026.

Local Government Distributive Fund

A percentage of the following State of Illinois taxes are distributed to local governments based on population:

- **State Income Tax**

Effective Date	Individuals, Trusts, and Estates	Corporations	Electing Pass-Through Entities
August 1, 2017	6.06%	6.85%	
February 1, 2022			6.06%
August 1, 2022	6.16%	6.85%	6.16%
August 1, 2023	6.47%	6.85%	6.47%

Note: There is no increase or a reduction in the Local Government Distributive Fund (LGDF) funding formula in the State FY 2026 budget.

- **Local Use Tax**
  - Tax imposed on the user of tangible personal property that is purchased anywhere at retail. The State rates for use tax is 6.25% on general merchandise and 1.00% qualifying food, drugs and medical appliances
  - Percentage received by Counties is 16% of tax on general merchandise and 100% of the 1% tax on qualifying food, drug, and medical appliances
- **Changes in Use Tax & ROT Allocations**
  - "Beginning January 1, 2025, Public Act 103-0983 mandated that all retail sales originating from outside of Illinois and made to Illinois customers by retailers with physical presence nexus with Illinois are now subject to destination-based Retailers' Occupation Tax (ROT) rather than Use Tax (UT).
  - It is important to note that each unit of local government will be affected differently by this change in the law. Previously, Use Tax was collected statewide and allocated to local governments based on population, regardless of the shopping habits of residents. Now, ROT (sales tax) collections and allocations are determined by the jurisdiction where the item is shipped or delivered or at which possession is taken by the purchaser. As a result, local governments may experience fluctuations in allocations."
  - Per IDOR, "Basically, they have reduced the number of transactions that qualify as use tax, so that in turn reduces use tax disbursements."

- **Cannabis Regulation Tax (State)**
  - 8% of the State's cannabis taxes remaining after administrative and expungement costs are deposited into the Local Government Distributive Fund. The Cannabis Regulation Tax is deposited into a Special Revenue Fund #264 and is purpose restricted – only to be used for prevention and law enforcement training and is overseen by the Sheriff.

The State Income Tax and Local Use Tax revenues received by Kane County are deposited into the County's General Fund.

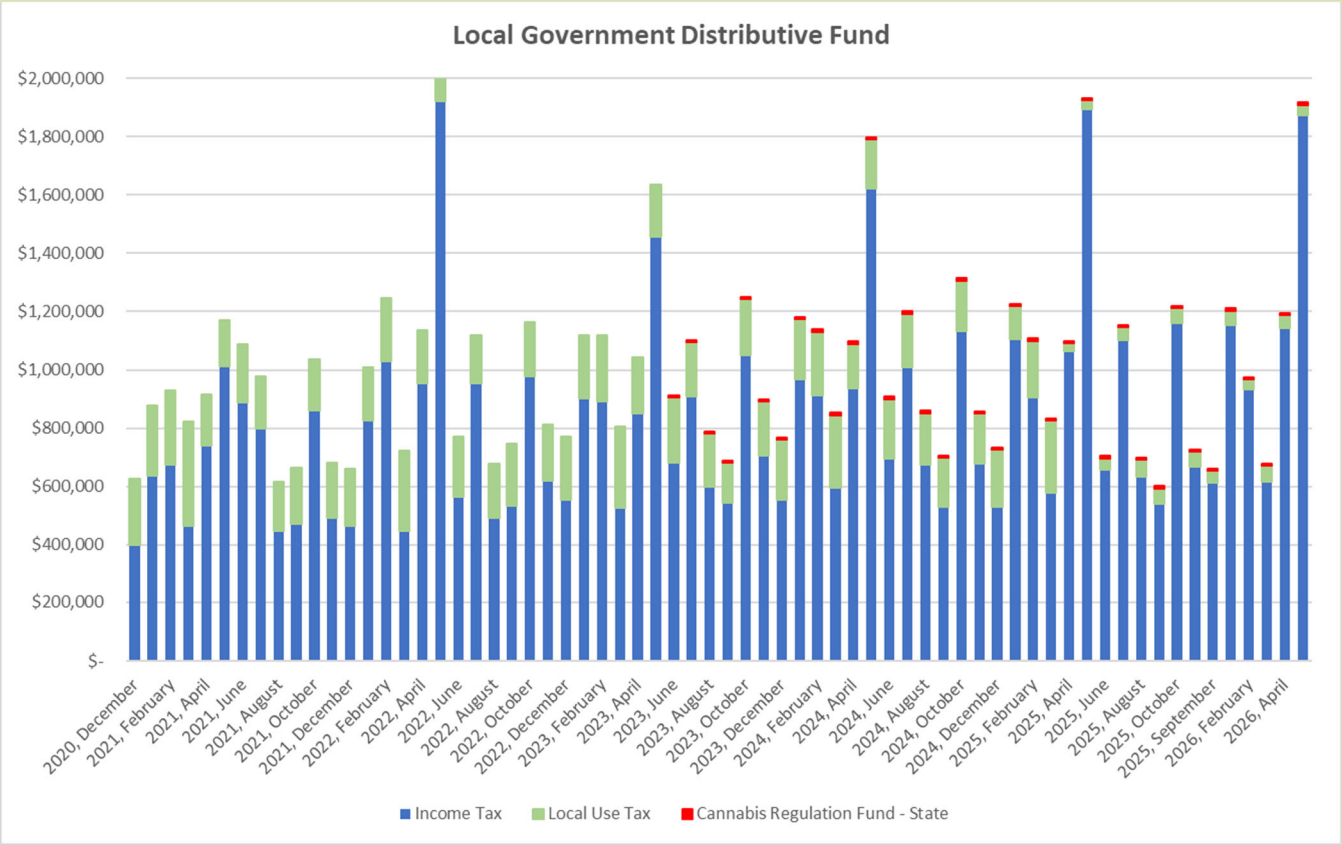

Personal Property Replacement Taxes (PPRT)

Personal Property Replacement Taxes are "revenues collected by the State of Illinois and paid to local governments to replace money that was lost by local governments when their powers to impose personal property taxes on corporations, partnerships, and other business entities were taken away. These taxes resulted when the new Illinois Constitution directed the legislature to abolish business personal property taxes and replace the revenue lost by local government units and school districts. In 1979, a law was enacted to provide for statewide taxes to replace the monies lost to local governments." Corporations, partnerships, trusts, and S corporations pay these taxes.

Eight distributions are sent each year to qualifying taxing districts (January, March, April, May, July, August, October, and December).

https://tax.illinois.gov/questionsandanswers/answer.242.html

State statute requires the Illinois Department of Revenue to provide an estimated entitlement of the amount of PPRT for Fiscal Year 2024 (July 1, 2023 to June 30, 2024). Per the Illinois Department of Revenue website, "The Fiscal Year 2024 PPRT allocations are estimated at $3.235 billion. This is a decrease of 28.8% from Fiscal Year 2023 PPRT allocations that totaled $4.541 billion." FY 2025 is now expected to be $200 million less than FY 2024.

*****Illinois Department of Revenue - May 2024 PPRT Statement*****

"Effective July 2023, IDOR adjusted its tax processing system to more accurately estimate future reallocations of Personal Property Replacement Tax (PPRT) and Local Government Distributive Fund (LGDF) distributions as required by statute. Due to the timing of the tax processing system update, it was expected that the reconciliation of payments and returns for tax year 2022 would result in a similar reallocation as occurred in 2021. However, due to a substantial quantity of amended tax returns, the reconciliation of tax year 2022 resulted in a greater reallocation than in tax year 2021.

The reallocation of tax year 2021 and 2022 receipts was caused by tax policy changes, such as the federal government enacting the State and Local Tax (SALT) deduction cap, the State of Illinois creation of the Pass-Through Entity Tax (PTE), and large increases in business income tax receipts.

The reallocation in fund distributions, which state statutes require, resulted in an increase in FY'24 LGDF allocations and a reduction in FY'24 PPRT allocations to taxing districts. The same will occur for the upcoming FY'25. This reallocation will result in a PPRT reduction for FY'25 of $1.021 billion compared to the $818 million reduction that occurred in FY'24.
May 30, 2024"

August 2025, the Illinois Department of Revenue provided an estimate of Personal Property Replacement Taxes by jurisdiction for the State Fiscal Year 2026 as follows

Fiscal Period	***Amount***
July 1, 2022 to June 30, 2023 – Actual	$ 5,332,410
July 1, 2023 to June 30, 2024 – Actual	$ 3,512,323
July 1, 2024 to June 30, 2025 – Actual	$ 2,328,985
July 1, 2025 to June 30, 2026 – Estimate	$ 2,376,974

Kane County PPRT taxes are deposited into Kane County's General Fund and revenue reported as of the County's Fiscal years ended November 30th are as follows:

Cannabis – Since June 2023

- County Cannabis Tax (CCAN) – The County has a 3.75% tax on Adult Use cannabis in unincorporated areas. This revenue is credited to the County's General Fund. 3.75% is the current maximum tax rate for unincorporated areas in Illinois. The County starting collecting this tax in August 2021.
- Cannabis Regulation Tax (State) - 8% of the State's cannabis taxes remaining after administrative and expungement costs are deposited into the Local Government Distributive Fund to support crime prevention programs, training, and interdiction efforts, including detection, enforcement, and prevention efforts, relating to the illegal cannabis market and driving under the influence of cannabis. This revenue is allocated to local governments based on population. This revenue is credited to Kane County's Special Revenue Fund #264 to be used for prevention and law enforcement training and is overseen by the Sheriff.

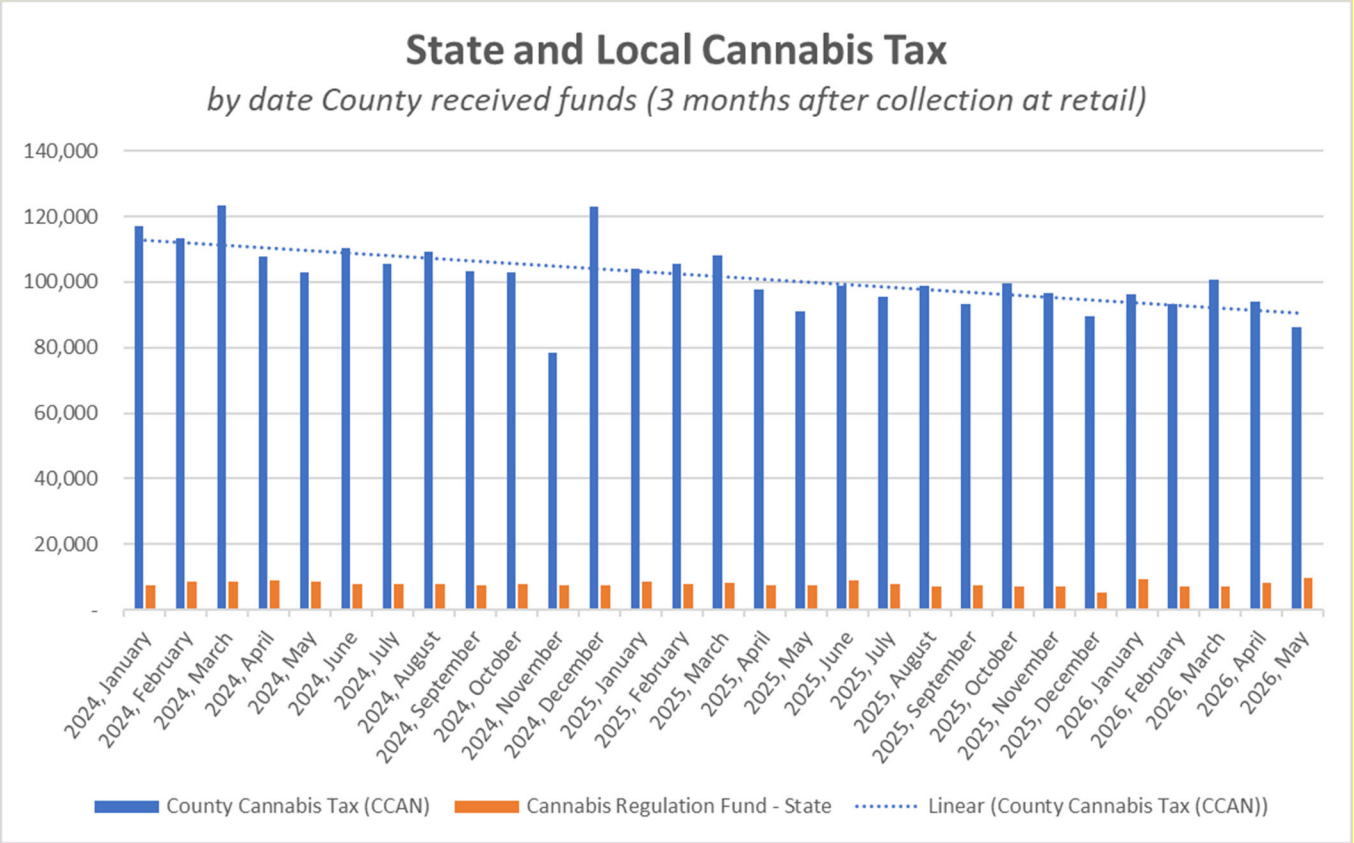

Collective Bargaining Agreements

The contract terms and status of the County's various Collective Bargaining Agreements are as listed below.

Bargaining Unit	Office/Department	Contract Term	2025 Increase over PY	2026 Increase over PY	2027 Increase over PY	2028 Increase over PY
AFSCME	Workforce Development	7-1-2017 to 6-30-2021				
PBLC	Sheriff Civilians	12-1-2022 to 11-30-2025	3%			
PBLC	Sheriff Corrections	12-1-2022 to 11-30-2025	4%			
Teamsters	Sheriff Court Security Sergeants	1-1-2023 to 11-30-2025	4%			
PBLC	Sheriff Maintenance and Janitor	1-1-2023 to 11-30-2025	3%			
PBLC	Kane Comm	1-1-2023 to 11-30-2026	3.50%	3%		
AFSCME	Judiciary, Court Services, Public Defender	12-1-2023 to 11-30-2026	6%	4%		
PBLC	Coroner	12-1-2023 to 11-30-2026	4%	3%		
Teamsters	Sheriff Court Security	12-1-2025 to 11-30-2027	6%	3%	3%	
MAP	Sheriff Peace Officers	12-1-2024 to 11-30-2027	6%	4%	4%	
AFSCME	County Clerk	12-1-2024 to 11-30-2027	3%	3%	3%	
AFSCME	Health	12-1-2024 to 11-30-2027	3%	3%	3%	
AFSCME	Circuit Clerk	12-1-2025 to 11-30-2027	3%	3%/4%	3%	
Teamsters	KDOT	11-1-2025 to 10-31-2028	4%	3%	3%	3%
Teamsters	Court Services	12-1-2025 to 11-30-2028	4%	4%	3%	3%

Kane County Finance Committee
Finance Department
Monthly Report
May 27, 2026

Total Salaries, including Overtime, by County Office/Department – ALL FUNDS *(Gross Salaries – does not include reimbursements)*

Department/Office	2016	2017	2018	2019	2020	2021	2022	2023	2024	2025	2026	2026 Forecast
010 County Board	$ 1,046,619	$ 1,048,501	$ 1,055,850	$ 1,029,409	$ 1,008,578	$ 971,572	$ 1,123,474	$ 1,112,695	$ 1,143,484	$ 1,161,608	$ 456,197	$ 1,129,632
040 Finance *	548,619	568,197	574,852	722,853	744,961	809,549	943,884	963,242	1,062,571	1,020,086	411,617	1,019,243
060 Information Technologies	2,851,836	3,130,587	3,176,755	3,273,675	3,557,734	3,579,393	3,731,749	3,711,000	4,275,969	4,448,715	1,832,541	4,537,721
080 Building Management	1,233,293	1,232,083	1,220,536	1,198,703	1,201,579	1,180,365	1,259,674	1,857,313	2,631,748	2,782,483	1,108,432	2,744,689
120 Human Resource Mgmt *	425,055	458,980	344,305	288,165	317,906	272,873	293,113	354,340	392,272	480,445	206,786	512,041
140 County Auditor	234,130	236,390	222,391	214,852	237,987	228,385	232,282	243,893	281,773	323,036	127,706	316,224
150 Treasurer/Collector	515,945	519,304	547,359	561,926	605,516	660,071	679,309	755,674	788,606	814,808	328,998	814,661
170 Supervisor of Assessments	845,914	828,705	811,244	792,108	831,411	845,732	848,964	887,727	1,013,989	1,039,437	427,411	1,058,350
190 County Clerk	1,288,807	1,702,772	2,109,955	1,871,284	2,447,629	2,239,791	2,612,416	2,291,476	3,259,716	2,714,348	1,373,506	3,401,062
210 Recorder	822,448	792,452	768,019	724,109	734,162	715,914	686,212	712,002	732,747	804,721	319,196	790,390
230 Regional Office of Education	258,646	262,934	258,176	261,700	270,614	263,893	337,158	362,305	376,276	412,507	159,388	394,676
240 Judiciary and Courts	1,399,334	1,371,965	1,364,683	1,368,285	1,506,824	1,581,796	1,695,748	1,861,234	2,078,263	2,214,623	882,701	2,185,737
250 Circuit Clerk	4,909,769	4,703,627	4,554,406	4,453,432	4,423,586	4,269,538	4,292,681	4,669,403	5,044,830	5,173,805	2,060,813	5,102,964
300 State's Attorney	6,429,063	6,471,906	6,535,922	6,558,605	7,064,340	8,060,253	9,281,958	10,851,388	14,243,014	15,596,800	6,472,950	16,028,258
360 Public Defender	2,928,419	3,206,013	3,165,197	3,185,760	3,199,989	3,318,534	3,507,808	3,587,209	4,384,316	4,666,895	1,875,759	4,644,736
370 Law Library	158,830	114,295	114,313	119,666	128,856	133,531	115,903	93,539	97,326	102,634	41,846	103,620
380 Sheriff	20,561,898	21,143,156	21,346,336	22,185,591	23,631,404	23,826,084	26,352,764	28,371,018	29,989,107	32,493,090	13,245,234	32,797,722
420 Merit Commission	55,116	68,761	69,427	69,113	58,857	66,255	63,575	63,003	67,144	61,647	24,210	59,949
425 Kane Comm	1,350,302	1,333,011	1,326,588	1,326,811	1,438,963	1,443,325	1,495,650	1,820,098	1,960,023	2,129,482	921,958	2,282,943
430 Court Services	8,773,104	8,989,953	8,679,622	9,092,715	9,417,024	9,450,226	9,821,756	10,621,185	11,697,446	11,732,329	4,763,822	11,796,132
490 Coroner	637,880	588,360	590,816	628,314	648,990	715,456	781,458	828,786	918,272	957,390	416,588	1,031,552
500 Animal Control	421,986	418,742	405,849	414,709	427,994	462,952	595,231	666,127	736,051	776,176	313,656	776,673
510 Emergency Management Services	162,145	163,142	132,433	-	-	-	-	325,786	408,790	485,914	204,250	505,762
520 Transportation	4,518,243	4,678,130	4,715,241	4,759,657	4,711,284	5,048,213	5,185,955	5,524,564	5,785,159	6,203,084	2,692,144	6,666,262
580 Health	3,156,784	3,006,028	2,893,972	2,971,306	3,827,527	3,874,297	3,504,441	3,886,397	4,735,186	5,291,006	2,124,470	5,260,592
660 Veterans' Commission	180,663	188,526	186,823	189,452	194,558	198,517	203,240	318,247	375,731	424,052	173,347	429,240
670 Environmental Mgmt	528,142	551,184	526,656	523,875	505,808	502,835	509,589	539,550	691,109	730,901	310,661	769,257
690 Development	1,042,212	1,116,749	1,137,344	1,182,720	1,255,335	1,351,831	1,380,479	1,538,715	1,910,629	1,949,040	734,260	1,818,169
800 Other- Countywide Expenses	409,866	425,826	346,977	191,952	156,445	322,377	256,933	445,553	779,201	868,606	379,484	939,675
Total	$ 67,695,068	$ 69,320,279	$ 69,182,049	$ 70,160,749	$ 74,555,860	$ 76,393,556	$ 81,793,405	$ 89,263,470	$ 101,860,747	$ 107,859,667	$ 44,389,933	$ 109,917,931

**** Payroll was transferred from HR to Finance in 2019***

**** Payroll function was transferred from HR to Finance in 2019 which more properly segregates the duties of creating employees from paying employees***

Kane County Finance Committee
Finance Department
Monthly Report
May 27, 2026

Total Energy Costs *(Gross, does not include reimbursements)*

Utility Expense type	**2016**	**2017**	**2018**	**2019**	**2020**	**2021**	**2022**	**2023**	**2024**	**2025**	**2026**
60090 - Utilities- Sewer	$ 113,224	$ 125,302	$ 141,113	$ 139,946	$ 136,863	$ 138,959	$ 129,598	$ 157,035	$ 134,264	$ 156,040	$ 62,348
60100 - Utilities- Water	102,235	113,877	123,823	128,030	127,795	140,663	145,268	153,706	151,298	142,552	58,343
63000 - Utilities- Natural Gas	204,267	174,999	290,557	253,295	199,577	180,011	250,808	296,477	271,708	338,277	214,440
63010 - Utilities- Electric	1,227,036	1,180,704	1,167,841	1,273,019	1,108,266	1,209,069	1,030,226	1,349,994	1,281,027	1,253,770	505,795
63020 - Utilities- Intersect Lighting	528,607	556,616	1,023,492	865,669	698,053	1,004,649	761,208	1,578,710	1,575,159	1,485,472	35,863
63040 - Fuel- Vehicles	356,389	421,759	537,156	532,087	442,546	673,908	904,789	812,771	781,450	814,512	397,117
64000 - Telephone	848,456	585,801	357,313	389,942	385,453	640,854	519,934	407,081	439,529	495,983	101,466
64010 - Cellular Phone	29,668	21,915	321,921	323,459	304,077	180,521	335,493	313,898	366,088	400,964	73,892
64020 - Internet	9,299	9,169	99,104	104,073	103,530	117,611	101,667	113,022	118,156	116,580	58,962
Total	$3,419,181	$3,190,143	$4,062,320	$4,009,520	$3,506,161	$4,286,244	$ 4,178,990	$ 5,182,694	$5,118,678	$5,204,151	$1,508,226

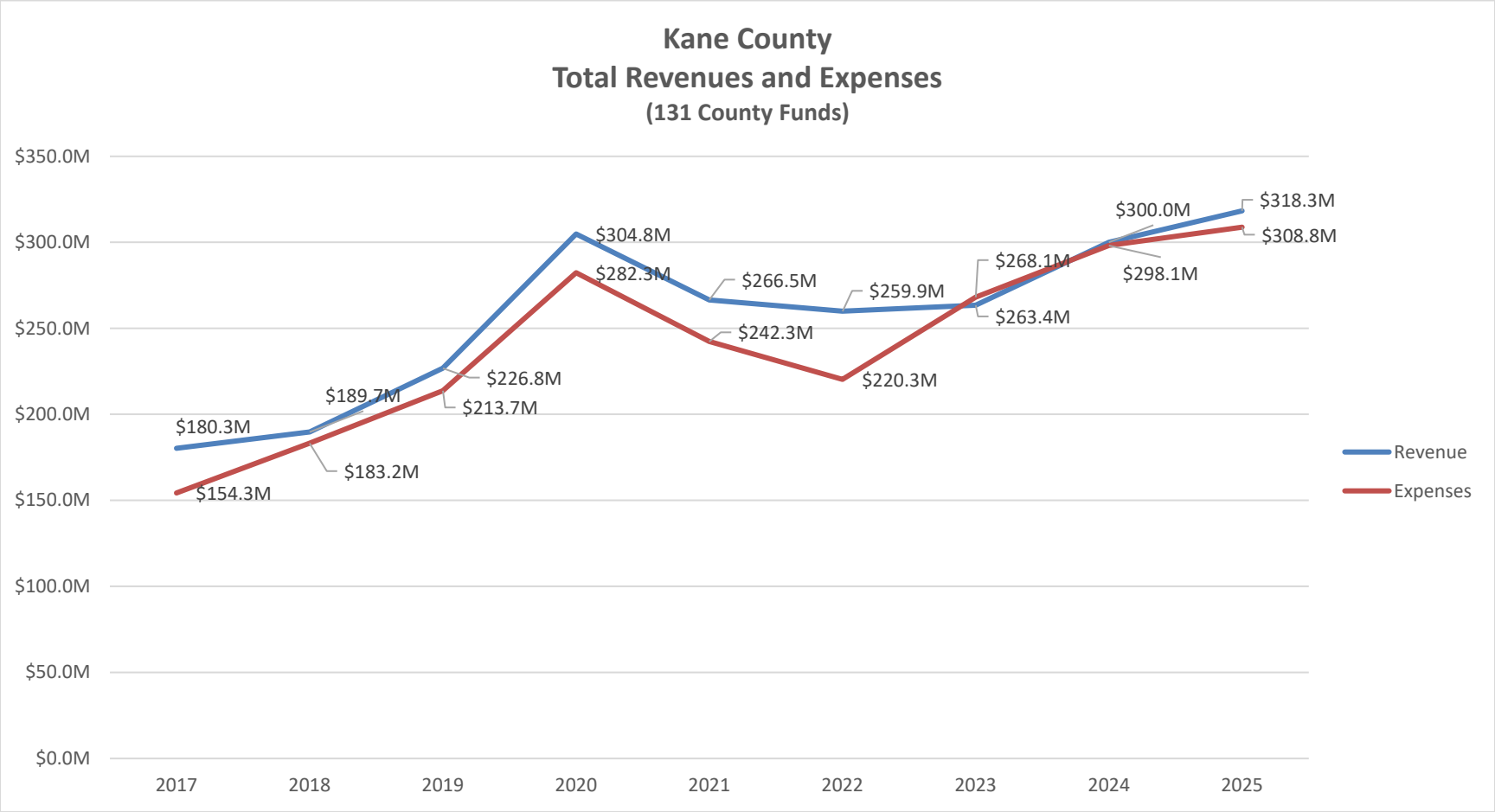
Kane County
Total Revenues and Expenses
(131 County Funds)
$350.0M
$300.0M
$250.0M
$200.0M
$150.0M
$100.0M
$50.0M
$0.0M
2017
2018
2019
2020
2021
2022
2023
2024
2025
$180.3M
$154.3M
$189.7M
$183.2M
$226.8M
$213.7M
$304.8M
$282.3M
$266.5M
$242.3M
$259.9M
$220.3M
$268.1M
$263.4M
$300.0M
$298.1M
$318.3M
$308.8M
Revenue
Expenses

Outcome: Maintain an excellent credit rating for the County

- ******FY 2025 Audit Process*** – Draft of ACFR has been reviewed. Awaiting audit opinion from external audit firm. Audit on track to be completed by May 31, 2026.
- ***FY 2024 Audit Award*** – On March 31, 2026 Kane County received the Government Finance Officers Association Certificate of Achievement for Excellence in Financial Reporting for fiscal year end November 30, 2024.
- ******FY 2026 Budget Book*** – received the Distinguished Budget Presentation Award from Government Finance Officers Association (GFOA) for the 2026 Budget Book, although the GFOA indicated that the award was qualified due to the lack of strategic goals and strategies of the County.

Outcome: Ensure compliance with all State statutes, the Kane County Code and other regulations

- ****** FY 2025 Audit Process*** – Draft of ACFR has been reviewed. Awaiting audit opinion from external audit firm. Audit on track to be completed by May 31, 2026.
- **FY 2027 Budget** – The Fiscal 2027 Budget process is well underway and Offices/Departments have submitted their draft budgets and are in process of presenting to home committees.
- ***Bank Reconciliation Process*** - The Finance Department has currently completed reconciling the amounts on the County's bank statements to the Cash accounts on the County's general ledger for the Cash and Investments through the month of March 2026.
- ***Purchasing*** – On January 1, 2025, County elected officials now will need to do competitive bids for items over $30,000 as described below in 55 ILCS 5/5-1022
- ***IRS reporting***
    - ***Payroll –*** All W-2's filed on time by January 31, 2026
    - ***Accounting*** – All 1099's filed on time by January 31, 2026

Outcome: Ensure cash and fund balances in each fund are sufficient to provide for budgeted expenditures; ensure revenues and expenditures are recorded in the proper period

- ******FY2027 Budget –*** The Fiscal 2027 Budget process is well underway and Offices/Departments have submitted their draft budgets and are in process of presenting to home committees.
- ***Forecasting –*** The implementation of the Workday Adaptive forecasting tool is in the final stages of building reports and training.

Outcome: Ensure grants programs are properly established, registered, and financially tracked and reported to be in compliance with Federal, State, and other requirements

- ***External grant applications –*** Recent grant applications, both work-in-process and submitted are listed in the chart below. Grant activity wherein grants are researched, meetings held to discuss opportunities, but where ultimately the decision is made to not pursue a grant are not listed.

Month	Name	Department/Program	Amount	Work in Progress	Submitted/ Awaiting Decision	Not Awarded	Awarded	Notes
FY 2025	BluePearl Cares - surgical suite	Animal Control	$ 15,000			$ 15,000		Not awarded
FY 2025	USDA Composting	Water Resources	$ 369,109				$ 369,109	
FY 2025	DCEO Tourism Marketing	Development	$ 100,000				$ 100,000	
FY 2025	DCEO Supplemental - Job search kiosks	Workforce Development	$ 167,247				$ 167,247	
Nov-25	Low-Income Energy Audit	Water Resources	$ 25,000				$ 25,000	
Nov-25	DCEO Tourism Attraction	Development	$ 200,000			$ 200,000		Not awarded
Jan-26	State grant - Restore, Reinvest, Renew (R3)	Workforce Development	$ 491,831		$ 491,831			Submitted 3/6
Feb-26	IDOT National Electric Vehicle Infrastructure	Water Resources	$ 273,000		$ 273,000			Submitted 2/11
TBD 2026	BluePearl Cares Round 2	Animal Control	$ 15,000	$ 15,000				Planning - rolling deadline
Mar-26	TC Energy - training	OEM	$ 15,000	$ 15,000				Submitted
Mar-26	BNSF Foundation	Water Resources	$ 10,000	$ 10,000				
27-Apr	DOJ/OJJP Family Treatment Court	Court Services	$ 750,000	$ 750,000				
26-Apr	SCJohnson Foundation	Water Resources	$ 15,000	$ 15,000				

- **Outcome**: Improve communication, transparency, and disclosures of Kane County's financial information

- ******Quarterly Process Improvement Meeting –*** A finance process improvement meeting is scheduled for June 4, 2026 and will focus on payroll reporting and grants.
- ***Monthly Close –*** In FY 2026 the Finance Department continues to work on the monthly close process including the following:
    - Reconciling payroll payable within 3 days after month end
    - Posting Interest Earned within 3 days after completion of the monthly bank reconciliation
    - Posting Board approved budget amendments within 3 days after the Board meeting
    - Departments/Offices posting revenue in the appropriate month
- ***Yearly "Hard-close"*** - In August 2025, the County "hard-closed" the general ledger for years 11-30-2003 to 11-30-2023. The goal is to "hard close" the general ledger each year so that transactions can't be posted accidentally to prior years.
- ***NewWorld Training –***
    - ***New World has offered to provide 20 hours of free training to Kane County and we are working to developing a training plan
    - ***New World will be hosting an annual free training for all regional users – tentatively scheduled for July 30, 2026 in Huntley, Illinois.
    - Kane County Finance staff continue to provide training to County Offices and Departments on the following:
        - Miscellaneous Billing module – accounts receivable transactions
        - Revenue Collections – proper revenue recognition
        - Custodial account bank reconciliations and preparation of journal entries
        - Fixed Asset data entry
        - Budgetary and journal entry posting assistance
- ***Finance Department webpage and Web.kane internal Intranet site –*** Finance and Purchasing continue to update internal websites to store policies, procedures, budget guidelines, templates, best practices, training tips, etc, for all County Departments and Elected Officials to use.
- ***Emergency Appropriations and Budget Transfer Form –*** Finance has worked with IT to build the Emergency Appropriations and Budget Transfer Form into Laserfiche thus automating this process and making it easier to complete and workflow across the County.

- ***Fixed Assets –*** Finance trained County Office/Department staff to enter fixed asset information directly into NewWorld for both FY 2025 and FY 2026. The process has been very successful and has resulted in time savings.

- **Outcome**: Improve effectiveness and cost efficiency of operations

- ***Journal Entries for interdepartmental IT payments –***Finance worked with IT to develop a new process which went into effect September 2025 to streamline the monthly process and to upload all chargebacks monthly and eliminate all the back and forth emails. The process is moving forward in good shape.
- ***Journal Entries for Custodial Bank Accounts –*** Finance provided training and template journal entries so that Offices/Departments can post monthly transactions directly to the general ledger each month rather than having Finance staff post the entire years worth of transactions as part of the annual audit process. Offices/Departments across the County successfully entered their custodial bank account information directly into NewWorld for FY 2025.
- ***Resolution Best Practice Templates*** – Finance and Purchasing are working with the States Attorney's Office to develop Resolution templates to be used by County Offices and Departments when a formal solicitation has been advertised by the Purchasing Department. A sample Purchasing Cooperative template was provided to all County Departments and is located on the web.kane internal intranet site.
- ***Accounting Services Outsourcing*** – The County contracted with Lauterbach and Amen (L&A) to provide accounting services. The goal is to outsource routine transaction processing including bank reconciliations, balance sheet account reconciliations, routine monthly journal entry processing which typically get delayed as County staff are spending the majority of their time working with Offices and Departments to solve problems, research, work with auditors, respond to information requests, etc. L&A started work in January 2025 and has worked on the following process improvement efforts
    - Bank Reconciliation process - Upgraded process to conduct monthly bank reconciliations for the Cash and Investments held by the Treasurer accounts. Cash receipts and cash disbursements are reconciled to the general ledger. Items in transit are identified on the reconciliations. Items not posted to the general ledger are identified and subsequently posted to the general ledger.
    - Cash not held by Treasurer accounts – for all of the bank accounts not held in the County's pooled cash and investment accounts, and for which the monies are held in Custodial Funds, developed Excel templates for these Offices/Departments to reconcile their accounts and prepare the required journal entry for NewWorld. County Finance staff then created the journal entry templates inside NewWorld and trained County staff across multiple Offices/Departments in FY 2025. Offices/Departments successfully implemented new procedures in FY 2025.
    - IRS Informational reporting – 1099's – Worked with County Finance staff to upgrade the process to identify vendors and transactions for which the County must provide information to the IRS. New process successfully implemented in FY 2025 with 1099's filed earlier than normal.

  - Payroll Process manual – Worked with County Payroll staff to draft a policies and procedures manual. This is a work-in-process and expected to be finalized in FY 2026.
- ***Purchasing Cooperatives*** – The County Board is looking into how best to utilize purchasing cooperatives.
- ***Surplus Forms*** – IT finalized a fillable form in Laserfiche to allow departments to electronically submit Surplus forms.
- ******Position Budgeting –*** Finance used the Position Budgeting module for the FY 2027 Budget and identified new features that made the process even more efficient that FY 2025 and FY 2026. Utilizing the Position Budget module – and training two Offices to make the changes themselves – saved many hours of Finance time.

- **Outcome**: Ensure timely and accurate processing of payroll

- ******Personnel Action Form (PAF) automation –*** Finance – Payroll has successfully worked with one Office since January 2026 to automate the PAF form process. Finance has successfully processed about 100 electronic PAF's with this test Office. Finance has selected a second Office and a Department to continue roll-out of the process. The automation of the PAF forms has saved hours of time by eliminating data verification and data entry process by using the payroll data already in New World and processing approvals by automated workflow.
- ******Training –*** FY 2026 will include a concentrated effort on training the payroll clerks across all County Offices/Departments as well as County staff. The number one question incoming to County Payroll staff is how to login to e-Suite to see pay stubs, accruals, etc. Finance met with IT in May to see if it is possible to move the "forgot your password" button from the bottom of the page to the middle of the page so that more people can see the link and not place a phone call into Payroll staff.
- ******Reporting –*** Finance team met with IT in May to discuss how we can automate a variety of payroll reports so they can run each day and be storied in a file folder for every Office and Department rather than Offices/Departments constantly requesting payroll reports to be run for them. Initial discussions are promising and we are working towards this goal.

Finance Department Process Improvements – Ongoing

PAYROLL Issue	Goal	Status	Change/Result
Personnel Change Form Processing Personnel changes, such as new hires, terminations, title changes, rate changes, etc. are requested, approved, and data entered manually using a 3-copy paper form. Very time consuming and chaotic process. Payroll staff manually "key-in" all information on every form each paycycle. Particularly chaotic at beginning of new year or new union contracts.	Use NewWorld built-in and already paid for Personnel Action Form (PAF) module to route personnel changes. Individual Departments and Offices "key-in" personnel action form data from their own Department/Office, electronically approve and route to Payroll/HR. Payroll and HR review and double-check information in order to process	80% Went live with one very large Office in January 2026. Payroll has processed about 100 electronic PAF's to date. Payroll will begin rolling this out with another elected Office and a Department now.	The result of this implementation so far is a very significant time savings. It has essentially eliminated a data verification step and eliminated manual data entry since the workflow is pulling data directly from the live Payroll module and approvals are electronic. Furthermore, the manual data entry was always entered by one payroll staff and reviewed by a second payroll staff and this is no longer required as the Office/Department enters and payroll reviews.

PAYROLL Issue	Goal	Status	Change/Result
Novatime Time and Attendance utilization	All County Offices/Departments should record time and attendance using Novatime, the time and attendance software. Novatime was implemented approximately 8 years ago but there are several County Offices/Departments that do not use this automated timekeeping system. The automated system improves accuracy and reduces time spent on processing payroll.	80% complete. One very large County Office and one smaller Department went live in October 2025. October Office implementation successful and noticeable time has been saved in Payroll Office. Five elected offices and 2 departments have not yet implemented. With the County's current time and attendance vendor continuing to hint that they will sunset our current software and have to purchase a new time and attendance software, Finance/Payroll is starting to look at other products.	Reduction of time spent entering data by payroll personnel. Improved accuracy since automated time and attendance is less risky to manually type into the software.
Training	Refresh training for Office/Department Payroll Clerks to reduce the number of questions that come into the Payroll Departments	0% Developing initial scope of training	Reduce number of questions that come into the Payroll Department from Office/Department payroll clerks.

PAYROLL Issue	Goal	Status	Change/Result
Reporting	Design a system to deliver custom reports containing payroll information for Office/Departments to use for grant reporting, budget management, etc. Complicating this issue is that the Payroll module, including reporting, of NewWorld is set up differently than the accounting, budgeting, and purchasing modules, wherein you can't restrict access to just one office/department to run payroll reports, i.e, everyone would see everyone else's payroll reports.	25%. Finance met with IT to begin discussions to determine if the custom reports provided by Payroll staff to Offices/Departments can be generated daily by the NewWorld system and stored in folders that Offices/Departments would have access to on the shared drives.	Design a system to deliver custom reports containing payroll information for Office/Departments to use for grant reporting, budget management, etc. to reduce the time spent by Payroll Department staff preparing custom reports each payroll cycle.

Finance Department Process Improvements – Ongoing

ACCOUNTING Issue	Goal	Status	Change/Result
Responding to Office/Dept Requests Finance staff pulled off task daily by phone calls, emails, etc. from other departments/offices requesting assistance. Evaluate reason for financial assistance and determine appropriate course of action based on each issue	If requests from assistance from other departments/offices is similar – determine if a new process and/or training can address issue to then reduce the requests for assistance. Review staff duties to determine if daily tasks can be re-arranged to handle incoming requests	90%/Ongoing -Certain journal entries are now typed directly by individual departments and then reviewed by Finance staff rather than Finance staff typing journal entries proposed by departments	Finance staff being geared to handle more technical accounting issues, prepare monthly financial information that is more complete, research more budgetary questions, gain more overall knowledge of funding sources and grants

ACCOUNTING Issue	Goal	Status	Change/Result
Purchase Order Reconciliation	Reconcile purchase order ending balances to the amount on the Encumbrance column Balance on Budgetary Performance Report.	90% - Meeting held to identify issues; Correction process developed but needs to be implemented; Working with NewWorld identified report that will provide additional data to assist with reconciliation Holding training session December 19, 2025 to train departments/offices on "soft close" of purchase orders	Encumbrance column on Budgetary Performance Report should reconcile to Purchase Order ending balances on Open Purchase Order Reports.
Purchase Order "soft close"	Teach County Offices/Departments how to "soft close" and "roll forward" open purchase orders in NewWorld from one fiscal year to the next. Individual Offices/Departments are in a better position to know when they have posted their last invoice for a specific fiscal year and roll a PO forward.	95% complete. The Assistant Finance Director prepared training materials and worked with each Office/Department to train them and monitor their work.	Will result in less errors in the roll forward amounts and also eliminate delays in rolling purchase orders forward. Delays result in the inability to post an expense to an open purchase order.

Finance Department Process Improvements – Ongoing

ACCOUNTING Issue	Goal	Status	Change/Result
Fixed Asset Tracking and Reporting	As part of making fixed asset year-end reporting more efficient and as a result of the County Auditor's Vehicle audit, Finance is working with HR – Risk Management, Purchasing, IT, NewWorld, County Clerk, and KDOT to explore how NewWorld can be used to meet all needs.	95% - Offices/Departments have successfully entered fixed assets into NewWorld for FY 2025. Continuing to work on process for FY 2026 to record assets at the time of purchase.	Eliminate redundancies in fixed asset tracking and reporting. Get fixed asset data into NewWorld Asset Management module immediately after invoice is paid rather than waiting until year end.
Revenue Recognition	Training Offices/Departments to utilize the Accounts Receivable module in NewWorld, called "Miscellaneous Billing Module" to record revenue in the proper period and also be able to track outstanding accounts receivable	90% - Office and Departments trained over the last year. Implementation still ongoing in one department	Timely and accurate recording of revenue. Proper recognition of revenue. Tracking of outstanding accounts receivable
Use of AI	Determine if AI can be used to research, analyze, prepare, etc accounting information	10% Initial use of ChatGPT. Exploring whether Microsoft CoPilot can be used.	Increase timeliness of getting financial information prepared.

ACCOUNTING Issue	Goal	Status	Change/Result
****** "Reclassification" journal entries***	Reduce number of "reclassification" journal entries made throughout the year as these corrections are usually caught by Offices/Departments at year-end and slow the monthly close process, result in inaccurate reporting, and slow the annual audit process. As part of this effort, identify the causes of why revenues and expenses are posted to the wrong or not "best" account and/or work with Offices/Department to better plan for special projects where costs should be tracked under new sub-department codes.	0%. To be addressed at June 4, 2026 Finance Process Improvement Training	Twofold – reduce the number of reclassifications and speed-up timing of when reclassification journal entries are made.

PURCHASING Issue	Goal	Status	Change/Result
NewWorld contracting module	Exploring options available with the unused NewWorld contracting module to determine if it can assist Purchasing Department	10% - in early stages of reviewing features of contracting module	Improved management of contract expirations
****** BidNet***	Explore offerings in BidNet software to determine if we can use built-in workflow tools to improve efficiency of procurement process	0%	Improved processing of purchasing transactions.

Finance Department Process Improvements – Ongoing

BUDGETING Issue	Goal	Status	Change/Result
Forecasting Software	Implementing a forecasting software (previously used at KDOT) so that forecasting of County revenues and expenses can be developed based upon different assumptions and variables. Also NewWorld is limited in its standard reports and Adaptive affords the development of ad-hoc balance sheet and revenue/expense reports	90% Complete. The framework and upload of actual data from 2020 to present has been completed. Daily integration of actual data is live. Employee training and development of ad-hoc reports to come	Financial forecasts of revenues and expenses Custom reports Balance Sheet reconciliations
Budget Book Completion	Complete Budget Book more timely.	0% - For FY 2027 determine if AI tools or other mechanisms can be deployed to reduce the copying and pasting, formatting, etc. which delays production of the official Budget Book.	Budget Book produced more timely.
*******Budget Book Narrative***	Clarify County's strategic goals and strategies in front narrative. GFOA awarded the County a Distinguished Budget Award for the FY 2026 Budget Book but indicated that the County's strategic goals and strategies need to be more clearly stated in the Budget Book.	0%	Meet GFOA request to better describe Kane County's strategic goals and strategies.

Completed Process Improvements

Issue	Goal	Status	Change/Result
Budget Preparation Finance staff manually calculating pension costs, payroll costs, health and dental, and worker's compensation costs as part of the annual budget process	Use NewWorld built-in and already paid for calculation features to automatically calculate payroll, pension, health and dental, and workers compensation costs	100% complete For FY 2026 – taking a step further and using additional new feature to apply rate increases that will allow rate increases to be changed mid-budget process	Used these built-in calculation features for FY 2025 Budget. For FY 2026 Budget
Organization of Budget Book It is sometimes challenging to find budgetary information by department/office in the County Budget Book because the information was arranged by fund and not office/department	Rearrange budget book by office/department	100% complete	Section III of Budget Book now presented budgetary information alphabetically by department/office
Emergency Appropriations and Budget Transfers Form	Automate Emergency Appropriations and Budget Transfers Form using Laserfiche to make the process more efficient.	100% complete.	Automated form saves time.
IT Chargeback billing and payment process	Reduce back and forth emails for IT chargebacks by requiring Office/Dept to indicate line item to be charged and then monthly, a automated template journal entry will automatically charge Office/Dept accounts.	100% - complete	Saves time for all County Offices/Departments. Financial transactions will be processed timely rather than months later

Issue	Goal	Status	Change/Result
Payroll overtime reporting	New Federal legislation requiring reporting of "qualifying" overtime; a new federal tax deduction for the "half" portion of the time-and-a-half of overtime pay for all hours "physically worked" over 40. Federal legislation passed mid-year 2025; IRS allowing for reporting on "statement" vs W-2 for FY 2025	100% Successfully added the newly required overtime information to the W-2 for calendar year 2025	Compliance with new Federal law
Benefit administration software	HR, Payroll, and IT team effort to bring benefit administration back into NewWorld software.	100% Completed	Benefit administration data managed in NewWorld
Annual Filing of Information Returns to the IRS	Review process and information necessary for annual filing of information returns to the IRS. Perform review of transactions at interim points during the fiscal year rather then wait until year end to make annual filing more effective and efficient	100% - Successfully implemented upgraded process to produce a report of 1099 eligible transactions for reporting to the IRS.	More effective and efficient filing of information returns to the IRS
Custodial Bank Account Training and Posting of journal entries	County Offices/Departments maintaining separate bank accounts reconcile own accounts and post monthly journal entries directly to NewWorld rather than having Finance staff perform this work at year end	100% complete. Developed the process and journal entry templates. Completed training of all Offices/Departments Pending implementation by two Offices.	Ensures financial transactions get posted in the month the accounting event occurred rather than months later County will be up-to-date at year end in preparation for audit. Saves time

Committee Revenue Expense Budget Report - by Account Detail

Through April 30, 2026 (41.7% YTD, 42.31% Payroll Expense through Pay Period Ending 04/25/2026)

***2021, 2022, 2023, 2024, 2025 DRAFT** and 2026 Actual Fiscal Year**

Department / Fund / Account Classification	2021 Actual Amount*	2022 Actual Amount*	2023 Actual Amount*	2024 Actual Amount*	2025 Actual Amount DRAFT**	2026 Actual Amount	2026 Amended Budget	2026 Adopted Budget	2026 YTD% Actual/Amended Budget
000 General Government Revenue									
001 General Fund									
Revenue	***$ 79,408,423***	***$ 83,446,252***	***$ 96,982,350***	***$ 86,434,098***	***$ 89,715,043***	***$ 18,635,755***	***$ 100,871,199***	***$ 96,602,307***	***18.47%***
Interest Revenue	**$ (31,503)**	**$ (815,018)**	**$ 2,640,436**	**$ 2,860,857**	**$ 1,786,418**	**$ 76,075**	**$ 1,530,226**	**$ 1,530,226**	**4.97%**
38000 - Investment Income	$ (31,503)	$ (815,018)	$ 2,640,436	$ 2,860,857	$ 1,786,418	$ 76,075	$ 1,530,226	$ 1,530,226	4.97%
Other	**$ 57,686**	**$ 59,348**	**$ 54,176**	**$ 123,791**	**$ 63,716**	**$ 64,032**	**$ 6,531,049**	**$ 2,262,157**	**0.98%**
30999 - Lease Revenue	$ -	$ 47,185	$ -	$ 51,746	$ 46,721	$ -	$ 50,000	$ 50,000	0.00%
38500 - Rental Income	$ -	$ -	$ -	$ (24,509)	$ -	$ -	$ -	$ -	0.00%
38530 - Auction Sales	$ 18,555	$ 3,245	$ 20,589	$ 15,381	$ 4,640	$ 9,600	$ 5,000	$ 5,000	192.00%
38570 - Refunds	$ 7,987	$ 2,430	$ 2,852	$ 28,612	$ 1,617	$ 19,072	$ -	$ -	0.00%
38580 - Cell Tower Lease	$ 25,691	$ 3,875	$ 29,496	$ 25,064	$ 2,791	$ 12,729	$ 26,341	$ 26,341	48.32%
38900 - Miscellaneous Other	$ 5,453	$ 2,613	$ 1,239	$ 27,498	$ 7,947	$ 22,631	$ 25,000	$ 25,000	90.53%
39900 - Fund Balance Utilization	$ -	$ -	$ -	$ -	$ -	$ -	$ 6,424,708	$ 2,155,816	0.00%
Reimbursements	**$ 47,542**	**$ 38,546**	**$ 28,211**	**$ 18,734**	**$ 17,602**	**$ 8,000**	**$ 20,000**	**$ 20,000**	**40.00%**
37000 - Forest Preserve Reimbursement	$ -	$ -	$ -	$ -	$ -	$ -	$ -	$ -	0.00%
37005 - KCDEE Reimbursements	$ 1,870	$ 1,861	$ 1,861	$ -	$ -	$ -	$ -	$ -	0.00%
37900 - Miscellaneous Reimbursement	$ 45,672	$ 36,685	$ 26,350	$ 18,734	$ 17,602	$ 8,000	$ 20,000	$ 20,000	40.00%
Charges for Services	**$ 57,220**	**$ 65,810**	**$ 81,165**	**$ 93,973**	**$ 66,774**	**$ 953**	**$ 95,000**	**$ 95,000**	**1.00%**
34000 - Off Track Wagering Fees	$ -	$ 24,500	$ 37,825	$ 46,993	$ 23,054	$ 953	$ 50,000	$ 50,000	1.91%
34890 - Indemnity Fees	$ 57,220	$ 41,310	$ 43,340	$ 46,980	$ 43,720	$ -	$ 45,000	$ 45,000	0.00%
Transfers In	**$ 11,084,278**	**$ 7,054,125**	**$ 16,276,775**	**$ 5,611,834**	**$ 5,737,826**	**$ 3,528,500**	**$ 3,528,500**	**$ 3,528,500**	**100.00%**
39000 - Transfer From Other Funds	$ 11,084,278	$ -	$ -	$ -	$ -	$ -	$ -	$ -	0.00%
39112 - Transfer from Special Reserve Fund 112	$ -	$ 400,474	$ 33,908	$ -	$ -	$ -	$ -	$ -	0.00%
39114 - Transfer from Property Freeze Protection Fund 114	$ -	$ 1,657,750	$ 5,000,000	$ -	$ -	$ -	$ -	$ -	0.00%
39125 - Transfer from Public Safety Sales Tax Fund 125	$ -	$ -	$ -	$ 185,702	$ -	$ -	$ -	$ -	0.00%
39127 - Transfer from Judicial Technology Sales Tax Fund 127	$ -	$ -	$ -	$ 111,187	$ -	$ -	$ -	$ -	0.00%
39160 - Transfer from Vital Record Automation Fund 160	$ -	$ 64,631	$ -	$ -	$ -	$ -	$ -	$ -	0.00%
39195 - Transfer from Children's Waiting Room Fund 195	$ -	$ 12,000	$ 12,000	$ 12,000	$ 12,000	$ 12,000	$ 12,000	$ 12,000	100.00%
39353 - Transfer From Cares Act Fund 353	$ -	$ -	$ -	$ 80,995	$ -	$ -	$ -	$ -	0.00%
39354 - Transfer from Mass Vaccination Fund 354	$ -	$ -	$ -	$ 1,228,609	$ -	$ -	$ -	$ -	0.00%
39355 - Transfer from American Rescue Plan Fund 355	$ -	$ -	$ -	$ 1,900,407	$ 1,750,000	$ 1,864,000	$ 1,864,000	$ 1,864,000	100.00%
39356 - Transfer from Lost Rev Recoup Fund 356	$ -	$ -	$ -	$ 1,934,616	$ 3,532,500	$ 1,652,500	$ 1,652,500	$ 1,652,500	100.00%
39357 - Transfer from COVID Payroll Reimbursement Fund 357	$ -	$ 4,916,870	$ 11,228,467	$ -	$ -	$ -	$ -	$ -	0.00%
39358 - Transfer from FEMA PA Fund 358	$ -	$ -	$ -	$ 155,918	$ -	$ -	$ -	$ -	0.00%
39520 - Transfer from Mill Creek Special Service Area Fund 520	$ -	$ 2,400	$ 2,400	$ 2,400	$ 2,400	$ -	$ -	$ -	0.00%
39623 - Transfer From JJC/AJC Refunding Debt Service Fund 623	$ -	$ -	$ -	$ -	$ 440,926	$ -	$ -	$ -	0.00%
Other Taxes	**$ 36,021,289**	**$ 44,590,551**	**$ 44,421,818**	**$ 43,826,060**	**$ 46,091,177**	**$ 14,908,357**	**$ 51,543,249**	**$ 51,543,249**	**28.92%**
30100 - Sales Tax	$ 20,616,791	$ 24,065,209	$ 25,055,958	$ 25,920,915	$ 29,074,917	$ 7,609,592	$ 28,000,000	$ 28,000,000	27.18%
30105 - Sales Tax- RTA	$ 2,151,791	$ 2,408,569	$ 2,455,999	$ 2,609,150	$ 2,893,401	$ 2,649,773	$ 9,595,249	$ 9,595,249	27.62%
30110 - Income Tax	$ 7,956,075	$ 9,867,761	$ 9,672,286	$ 10,283,982	$ 10,921,292	$ 3,835,382	$ 11,000,000	$ 11,000,000	34.87%
30120 - Local Use Tax	$ 2,433,189	$ 2,440,073	$ 2,396,789	$ 2,173,371	$ 891,671	$ 135,071	$ 440,000	$ 440,000	30.70%
30160 - Personal Property ReplaceTax	$ 2,846,856	$ 5,760,192	$ 4,792,224	$ 2,812,713	$ 2,263,211	$ 678,538	$ 2,500,000	$ 2,500,000	27.14%
30170 - TIF Distribution Tax	$ 16,586	$ 48,747	$ 48,562	$ 25,930	$ 46,685	$ -	$ 8,000	$ 8,000	0.00%
Property Taxes	**$ 32,171,910**	**$ 32,452,890**	**$ 33,479,769**	**$ 33,898,848**	**$ 35,951,531**	**$ 49,837**	**$ 37,623,175**	**$ 37,623,175**	**0.13%**
30000 - Property Taxes	$ 32,171,910	$ 32,371,484	$ 33,366,570	$ 33,768,872	$ 35,802,536	$ 49,837	$ 37,623,175	$ 37,623,175	0.13%
30005 - Property Tax Revenue Recapture	$ -	$ 81,406	$ 113,199	$ 129,976	$ 148,995	$ -	$ -	$ -	0.00%

Committee Revenue Expense Budget Report - by Account Detail

Through April 30, 2026 (41.7% YTD, 42.31% Payroll Expense through Pay Period Ending 04/25/2026)

***2021, 2022, 2023, 2024, 2025 DRAFT** and 2026 Actual Fiscal Year**

Department / Fund / Account Classification	2021 Actual Amount*	2022 Actual Amount*	2023 Actual Amount*	2024 Actual Amount*	2025 Actual Amount DRAFT**	2026 Actual Amount	2026 Amended Budget	2026 Adopted Budget	2026 YTD% Actual/Amended Budget
010 Insurance Liability									
Revenue	***$ 5,804,384***	***$ 5,997,355***	***$ 7,248,591***	***$ 7,824,537***	***$ 7,470,398***	***$ 1,464,177***	***$ 8,252,664***	***$ 8,243,504***	***17.74%***
Interest Revenue	**$ (10,477)**	**$ (143,553)**	**$ 397,331**	**$ 500,341**	**$ 545,883**	**$ 52,878**	**$ 232,320**	**$ 232,320**	**22.76%**
38000 - Investment Income	$ (10,477)	$ (143,553)	$ 397,331	$ 500,341	$ 545,883	$ 52,878	$ 232,320	$ 232,320	22.76%
Other	**$ -**	**$ -**	**$ -**	**$ -**	**$ -**	**$ -**	**$ 1,378,652**	**$ 1,369,492**	**0.00%**
39900 - Fund Balance Utilization	$ -	$ -	$ -	$ -	$ -	$ -	$ 1,378,652	$ 1,369,492	0.00%
Reimbursements	**$ 52,705**	**$ 353,184**	**$ 405,285**	**$ 793,448**	**$ 501,922**	**$ 1,056,920**	**$ 49,774**	**$ 49,774**	**2,123.44%**
37900 - Miscellaneous Reimbursement	$ 52,705	$ 353,184	$ 405,285	$ 793,448	$ 501,922	$ 1,056,920	$ 49,774	$ 49,774	2,123.44%
Charges for Services	**$ -**	**$ -**	**$ -**	**$ 3,864**	**$ -**	**$ -**	**$ -**	**$ -**	**0.00%**
35900 - Miscellaneous Fees	$ -	$ -	$ -	$ 3,864	$ -	$ -	$ -	$ -	0.00%
Transfers In	**$ 39,765**	**$ 151,337**	**$ -**	**$ 100,000**	**$ -**	**$ -**	**$ -**	**$ -**	**0.00%**
39000 - Transfer From Other Funds	$ 39,765	$ -	$ -	$ -	$ -	$ -	$ -	$ -	0.00%
39001 - Transfer from General Fund 001	$ -	$ 10,386	$ -	$ -	$ -	$ -	$ -	$ -	0.00%
39112 - Transfer from Special Reserve Fund 112	$ -	$ -	$ -	$ -	$ -	$ -	$ -	$ -	0.00%
39300 - Transfer from County Highway Fund 300	$ -	$ -	$ -	$ 100,000	$ -	$ -	$ -	$ -	0.00%
39357 - Transfer from COVID Payroll Reimbursement Fund 357	$ -	$ 140,951	$ -	$ -	$ -	$ -	$ -	$ -	0.00%
Other Taxes	**$ 2,031**	**$ 8,735**	**$ 5,374**	**$ 4,477**	**$ 8,151**	**$ -**	**$ -**	**$ -**	**0.00%**
30170 - TIF Distribution Tax	$ 2,031	$ 8,735	$ 5,374	$ 4,477	$ 8,151	$ -	$ -	$ -	0.00%
Property Taxes	**$ 5,566,912**	**$ 5,627,651**	**$ 6,440,600**	**$ 6,422,407**	**$ 6,414,443**	**$ 4,817**	**$ 6,411,918**	**$ 6,411,918**	**0.08%**
30000 - Property Taxes	$ 5,566,912	$ 5,613,863	$ 6,421,103	$ 6,400,065	$ 6,398,702	$ 4,817	$ 6,411,918	$ 6,411,918	0.08%
30005 - Property Tax Revenue Recapture	$ -	$ 13,788	$ 19,497	$ 22,342	$ 15,741	$ -	$ -	$ -	0.00%
Insurance Recovery	**$ 153,447**	**$ -**	**$ -**	**$ -**	**$ -**	**$ 349,561**	**$ 180,000**	**$ 180,000**	**194.20%**
38905 - Insurance Recovery	$ 153,447	$ -	$ -	$ -	$ -	$ 349,561	$ 180,000	$ 180,000	194.20%
354 Mass Vaccination Fund									
Revenue	***$ 1,199,564***	***$ 757,685***	***$ 18,977***	***$ 573,466***	***$ -***	***$ -***	***$ -***	***$ -***	***0.00%***
Interest Revenue	**$ 62**	**$ 8,874**	**$ 18,977**	**$ 17,649**	**$ -**	**$ -**	**$ -**	**$ -**	**0.00%**
38000 - Investment Income	$ 62	$ 8,874	$ 18,977	$ 17,649	$ -	$ -	$ -	$ -	0.00%
Other	**$ -**	**$ 233**	**$ -**	**$ -**	**$ -**	**$ -**	**$ -**	**$ -**	**0.00%**
38900 - Miscellaneous Other	$ -	$ 233	$ -	$ -	$ -	$ -	$ -	$ -	0.00%
39900 - Fund Balance Utilization	$ -	$ -	$ -	$ -	$ -	$ -	$ -	$ -	0.00%
Transfers In	**$ 1,199,502**	**$ 748,578**	**$ -**	**$ -**	**$ -**	**$ -**	**$ -**	**$ -**	**0.00%**
39000 - Transfer From Other Funds	$ 1,018,352	$ (1,018,352)	$ -	$ -	$ -	$ -	$ -	$ -	0.00%
39355 - Transfer from American Rescue Plan Fund 355	$ 181,150	$ (181,150)	$ -	$ -	$ -	$ -	$ -	$ -	0.00%
39357 - Transfer from COVID Payroll Reimbursement Fund 357	$ -	$ 1,948,080	$ -	$ -	$ -	$ -	$ -	$ -	0.00%
Grants	**$ -**	**$ -**	**$ -**	**$ 555,817**	**$ -**	**$ -**	**$ -**	**$ -**	**0.00%**
32190 - FEMA Grant	$ -	$ -	$ -	$ 555,817	$ -	$ -	$ -	$ -	0.00%

Committee Revenue Expense Budget Report - by Account Detail

Through April 30, 2026 (41.7% YTD, 42.31% Payroll Expense through Pay Period Ending 04/25/2026)

***2021, 2022, 2023, 2024, 2025 DRAFT** and 2026 Actual Fiscal Year**

Department / Fund / Account Classification	2021 Actual Amount*	2022 Actual Amount*	2023 Actual Amount*	2024 Actual Amount*	2025 Actual Amount DRAFT**	2026 Actual Amount	2026 Amended Budget	2026 Adopted Budget	2026 YTD% Actual/Amended Budget
010 County Board									
001 General Fund									
Revenue	***$ 61,900***	***$ 77,788***	***$ 118,912***	***$ 112,500***	***$ 104,178***	***$ 105,216***	***$ 132,500***	***$ 132,500***	***79.41%***
Transfers In	**$ 15,000**	**$ -**	**$ -**	**$ -**	**$ -**	**$ -**	**$ -**	**$ -**	**0.00%**
39000 - Transfer From Other Funds	$ 15,000	$ -	$ -	$ -	$ -	$ -	$ -	$ -	0.00%
Licenses and Permits	**$ 46,900**	**$ 77,788**	**$ 118,912**	**$ 112,500**	**$ 104,178**	**$ 105,216**	**$ 132,500**	**$ 132,500**	**79.41%**
31000 - Liquor Licenses	$ 44,150	$ 75,038	$ 113,862	$ 106,150	$ 100,278	$ 105,216	$ 130,000	$ 130,000	80.94%
31390 - Gathering Permits	$ 2,750	$ 2,750	$ 5,050	$ 6,350	$ 3,900	$ -	$ 2,500	$ 2,500	0.00%
Expenses	***$ 1,142,452***	***$ 1,312,602***	***$ 1,503,338***	***$ 1,209,757***	***$ 1,224,613***	***$ 472,596***	***$ 1,231,515***	***$ 1,231,515***	***38.38%***
Commodities	**$ 5,929**	**$ 8,175**	**$ 11,014**	**$ 11,469**	**$ 10,392**	**$ 4,339**	**$ 13,619**	**$ 14,250**	**31.86%**
60000 - Office Supplies	$ 4,969	$ 5,082	$ 9,064	$ 9,658	$ 6,844	$ 3,974	$ 9,184	$ 9,500	43.27%
60010 - Operating Supplies	$ 470	$ 2,682	$ 1,088	$ 871	$ 1,457	$ 229	$ 1,685	$ 2,000	13.61%
60015 - Board Meeting Supplies	$ -	$ -	$ 275	$ 610	$ 1,727	$ 136	$ 1,750	$ 1,750	7.77%
60020 - Computer Related Supplies	$ -	$ 470	$ 40	$ -	$ -	$ -	$ 300	$ 300	0.00%
60050 - Books and Subscriptions	$ 490	$ (59)	$ 98	$ -	$ 29	$ -	$ 200	$ 200	0.00%
60555 - Business Relationship Commodities	$ -	$ -	$ 449	$ 330	$ 334	$ -	$ 500	$ 500	0.00%
Contractual Services	**$ 46,623**	**$ 46,078**	**$ 136,741**	**$ 179,436**	**$ 193,330**	**$ 57,181**	**$ 178,350**	**$ 187,350**	**32.06%**
50150 - Contractual/Consulting Services	$ 9,755	$ 8,000	$ 95,828	$ 130,500	$ 146,000	$ 40,000	$ 125,850	$ 134,850	31.78%
52140 - Repairs and Maint- Copiers	$ 608	$ 384	$ 540	$ 688	$ 983	$ 481	$ 100	$ 100	480.69%
53060 - General Printing	$ -	$ -	$ 12	$ 1,582	$ -	$ -	$ -	$ -	0.00%
53100 - Conferences and Meetings	$ 950	$ 1,574	$ -	$ 1,180	$ -	$ -	$ -	$ -	0.00%
53105 - Conferences and Meetings - Board Members	$ 864	$ 1,673	$ 1,629	$ 6,730	$ 7,153	$ 5,376	$ 12,000	$ 12,000	44.80%
53106 - Conferences & Meetings - Chairman	$ -	$ -	$ 1,190	$ 2,966	$ 2,944	$ 1,235	$ 4,000	$ 4,000	30.87%
53110 - Employee Training	$ -	$ -	$ -	$ 673	$ -	$ -	$ -	$ -	0.00%
53120 - Employee Mileage Expense	$ -	$ -	$ -	$ 171	$ 238	$ -	$ -	$ -	0.00%
53130 - General Association Dues	$ 34,447	$ 34,447	$ 37,542	$ 34,947	$ 36,013	$ 10,089	$ 36,400	$ 36,400	27.72%
Personnel Services- Employee Benefits	**$ 223,861**	**$ 247,481**	**$ 346,980**	**$ 349,891**	**$ -**	**$ -**	**$ 454,418**	**$ 454,418**	**0.00%**
45000 - Healthcare Contribution	$ 215,525	$ 238,792	$ 337,295	$ 339,609	$ -	$ -	$ 322,103	$ 322,103	0.00%
45010 - Dental Contribution	$ 8,336	$ 8,689	$ 9,685	$ 10,282	$ -	$ -	$ 8,067	$ 8,067	0.00%
45100 - FICA/SS Contribution	$ -	$ -	$ -	$ -	$ -	$ -	$ 78,806	$ 78,806	0.00%
45200 - IMRF Contribution	$ -	$ -	$ -	$ -	$ -	$ -	$ 27,609	$ 27,609	0.00%
53010 - Workers Compensation	$ -	$ -	$ -	$ -	$ -	$ -	$ 17,833	$ 17,833	0.00%
Personnel Services- Salaries & Wages	**$ 866,039**	**$ 995,867**	**$ 1,008,603**	**$ 1,018,851**	**$ 1,020,891**	**$ 411,076**	**$ 1,039,546**	**$ 1,029,915**	**39.54%**
40000 - Salaries and Wages	$ 866,039	$ 995,867	$ 1,008,603	$ 1,018,851	$ 1,020,891	$ 411,076	$ 1,039,546	$ 1,029,915	39.54%
40002 - Non-Union Wage Increase	$ -	$ -	$ -	$ -	$ -	$ -	$ -	$ -	0.00%
40003 - Cost of Living Increase	$ -	$ -	$ -	$ -	$ -	$ -	$ -	$ -	0.00%
Services	**$ -**	**$ -**	**$ -**	**$ (349,891)**	**$ -**	**$ -**	**$ (454,418)**	**$ (454,418)**	**0.00%**
45005 - Healthcare Contribution Contra Account	$ -	$ -	$ -	$ (339,609)	$ -	$ -	$ (322,103)	$ (322,103)	0.00%
45015 - Dental Insurance Contra Account	$ -	$ -	$ -	$ (10,282)	$ -	$ -	$ (8,067)	$ (8,067)	0.00%
45105 - FICA/SS Contribution Contra Account	$ -	$ -	$ -	$ -	$ -	$ -	$ (78,806)	$ (78,806)	0.00%
45205 - IMRF Contribution Contra Account	$ -	$ -	$ -	$ -	$ -	$ -	$ (27,609)	$ (27,609)	0.00%
53015 - Worker's Comp Contra Account	$ -	$ -	$ -	$ -	$ -	$ -	$ (17,833)	$ (17,833)	0.00%

Committee Revenue Expense Budget Report - by Account Detail

Through April 30, 2026 (41.7% YTD, 42.31% Payroll Expense through Pay Period Ending 04/25/2026)

***2021, 2022, 2023, 2024, 2025 DRAFT** and 2026 Actual Fiscal Year**

Department / Fund / Account Classification	2021 Actual Amount*	2022 Actual Amount*	2023 Actual Amount*	2024 Actual Amount*	2025 Actual Amount DRAFT**	2026 Actual Amount	2026 Amended Budget	2026 Adopted Budget	2026 YTD% Actual/Amended Budget
Transfers Out	**$ -**	**$ 15,000**	**$ -**	**$ -**	**$ -**	**$ -**	**$ -**	**$ -**	**0.00%**
99112 - Transfer to Special Reserve Fund 112	$ -	$ 15,000	$ -	$ -	$ -	$ -	$ -	$ -	0.00%
120 Grand Victoria Casino Elgin									
Revenue	***$ 1,944,410***	***$ 5,267,439***	***$ 5,366,409***	***$ 5,696,948***	***$ 5,495,738***	***$ 4,958,344***	***$ 5,239,437***	***$ 5,237,672***	***94.64%***
Interest Revenue	**$ (4,093)**	**$ (124,917)**	**$ 393,983**	**$ 578,847**	**$ 599,448**	**$ 47,584**	**$ 228,790**	**$ 228,790**	**20.80%**
38000 - Investment Income	$ (4,093)	$ (124,917)	$ 393,983	$ 578,847	$ 599,448	$ 47,584	$ 228,790	$ 228,790	20.80%
Other	**$ 1,946,103**	**$ 5,389,906**	**$ 4,948,625**	**$ 5,116,618**	**$ 4,896,290**	**$ 4,910,026**	**$ 5,010,647**	**$ 5,008,882**	**97.99%**
38550 - Riverboat Proceeds	$ 1,946,103	$ 5,389,906	$ 4,948,625	$ 5,116,618	$ 4,896,290	$ 4,910,026	$ 4,896,290	$ 4,896,290	100.28%
39900 - Fund Balance Utilization	$ -	$ -	$ -	$ -	$ -	$ -	$ 114,357	$ 112,592	0.00%
Reimbursements	**$ 2,400**	**$ 2,450**	**$ 800**	**$ 1,483**	**$ -**	**$ 735**	**$ -**	**$ -**	**0.00%**
37900 - Miscellaneous Reimbursement	$ 2,400	$ 2,450	$ 800	$ 1,483	$ -	$ 735	$ -	$ -	0.00%
Transfers In	**$ -**	**$ -**	**$ 23,000**	**$ -**	**$ -**	**$ -**	**$ -**	**$ -**	**0.00%**
39405 - Transfer from Cost Share Drainage Fund 405	$ -	$ -	$ 23,000	$ -	$ -	$ -	$ -	$ -	0.00%
Expenses	***$ 2,602,731***	***$ 2,819,891***	***$ 3,725,681***	***$ 4,908,492***	***$ 4,451,092***	***$ 4,270,325***	***$ 5,239,437***	***$ 5,237,672***	***81.50%***
Commodities	**$ 6,954**	**$ 6,972**	**$ 6,763**	**$ 7,618**	**$ 10,515**	**$ 3,539**	**$ 30**	**$ 30**	**11,795.27%**
60000 - Office Supplies	$ 102	$ 21	$ 93	$ 30	$ -	$ -	$ 30	$ 30	0.00%
60010 - Operating Supplies	$ -	$ -	$ -	$ -	$ -	$ -	$ -	$ -	0.00%
60040 - Postage	$ -	$ -	$ -	$ -	$ -	$ -	$ -	$ -	0.00%
60050 - Books and Subscriptions	$ 6,000	$ 6,000	$ 6,000	$ 5,167	$ 8,500	$ 3,500	$ -	$ -	0.00%
60070 - Computer Hardware- Non Capital	$ -	$ -	$ -	$ 2,060	$ 1,095	$ -	$ -	$ -	0.00%
63000 - Utilities- Natural Gas	$ 45	$ 97	$ 66	$ 18	$ 37	$ -	$ -	$ -	0.00%
63010 - Utilities- Electric	$ 37	$ 56	$ 37	$ 16	$ 25	$ -	$ -	$ -	0.00%
64000 - Telephone	$ 232	$ 249	$ 227	$ 157	$ 347	$ 15	$ -	$ -	0.00%
64010 - Cellular Phone	$ 441	$ 414	$ 248	$ 121	$ 450	$ 24	$ -	$ -	0.00%
64020 - Internet	$ 98	$ 136	$ 92	$ 49	$ 61	$ -	$ -	$ -	0.00%
Contingency and Other	**$ -**	**$ -**	**$ -**	**$ -**	**$ -**	**$ -**	**$ -**	**$ -**	**0.00%**
89000 - Addition to Fund Balance	$ -	$ -	$ -	$ -	$ -	$ -	$ -	$ -	0.00%
Contractual Services	**$ 388,013**	**$ 499,829**	**$ 964,380**	**$ 1,022,240**	**$ 987,090**	**$ 322,680**	**$ 1,084,721**	**$ 1,084,721**	**29.75%**
50340 - Software Licensing Cost	$ 212	$ -	$ 6	$ 94	$ 571	$ -	$ 381	$ 381	0.00%
50590 - Professional Services	$ 331	$ 44	$ 63	$ 24	$ 33	$ -	$ -	$ -	0.00%
52010 - Janitorial Services	$ 414	$ 620	$ 382	$ 208	$ 205	$ -	$ -	$ -	0.00%
52110 - Repairs and Maint- Buildings	$ -	$ 117	$ 74	$ 23	$ 37	$ -	$ -	$ -	0.00%
52140 - Repairs and Maint- Copiers	$ 32	$ 52	$ 43	$ 24	$ 47	$ -	$ -	$ -	0.00%
52180 - Building Space Rental	$ 4,176	$ 5,547	$ 3,290	$ 1,965	$ 1,675	$ -	$ -	$ -	0.00%
53000 - Liability Insurance	$ 984	$ 1,206	$ 1,322	$ 1,159	$ 1,480	$ -	$ 2,634	$ 2,634	0.00%
53020 - Unemployment Claims	$ 32	$ 36	$ 18	$ 19	$ 20	$ -	$ 43	$ 43	0.00%
53100 - Conferences and Meetings	$ 77	$ -	$ -	$ -	$ -	$ -	$ 50	$ 50	0.00%
53110 - Employee Training	$ -	$ -	$ 17	$ -	$ 663	$ -	$ 15,000	$ 15,000	0.00%
55010 - External Grants	$ 381,755	$ 492,208	$ 409,165	$ 1,018,724	$ 982,359	$ 322,680	$ 1,066,613	$ 1,066,613	30.25%
55011 - Internal Grant to Workforce Development	$ -	$ -	$ 550,000	$ -	$ -	$ -	$ -	$ -	0.00%
Personnel Services- Employee Benefits	**$ 30,763**	**$ 35,206**	**$ 20,270**	**$ 9,001**	**$ 20,245**	**$ 6,393**	**$ 43,336**	**$ 43,117**	**14.75%**
45000 - Healthcare Contribution	$ 21,821	$ 26,548	$ 13,564	$ 3,799	$ 14,659	$ 3,259	$ 17,199	$ 17,199	18.95%
45010 - Dental Contribution	$ 560	$ 562	$ 327	$ 149	$ 52	$ 72	$ 576	$ 576	12.42%

Committee Revenue Expense Budget Report - by Account Detail

Through April 30, 2026 (41.7% YTD, 42.31% Payroll Expense through Pay Period Ending 04/25/2026)

***2021, 2022, 2023, 2024, 2025 DRAFT** and 2026 Actual Fiscal Year**

Department / Fund / Account Classification	2021 Actual Amount*	2022 Actual Amount*	2023 Actual Amount*	2024 Actual Amount*	2025 Actual Amount DRAFT**	2026 Actual Amount	2026 Amended Budget	2026 Adopted Budget	2026 YTD% Actual/Amended Budget
45100 - FICA/SS Contribution	$ 3,183	$ 3,514	$ 3,205	$ 2,775	$ 2,845	$ 1,653	$ 12,290	$ 12,172	13.45%
45200 - IMRF Contribution	$ 3,657	$ 3,127	$ 2,187	$ 1,663	$ 2,025	$ 1,410	$ 10,515	$ 10,414	13.41%
53010 - Workers Compensation	$ 1,542	$ 1,455	$ 988	$ 616	$ 664	$ -	$ 2,756	$ 2,756	0.00%
Personnel Services- Salaries & Wages	**$ 48,303**	**$ 52,572**	**$ 45,287**	**$ 37,269**	**$ 39,885**	**$ 22,844**	**$ 160,743**	**$ 159,197**	**14.21%**
40000 - Salaries and Wages	$ 48,303	$ 52,572	$ 45,287	$ 37,269	$ 39,885	$ 22,844	$ 160,743	$ 159,197	14.21%
40002 - Non-Union Wage Increase	$ -	$ -	$ -	$ -	$ -	$ -	$ -	$ -	0.00%
40003 - Cost of Living Increase	$ -	$ -	$ -	$ -	$ -	$ -	$ -	$ -	0.00%
Services	**$ 18,428**	**$ 9,535**	**$ 13,367**	**$ 13,358**	**$ 18,550**	**$ 1,440**	**$ 35,000**	**$ 35,000**	**4.11%**
45420 - Tuition Reimbursement	$ 18,428	$ 9,535	$ 13,367	$ 13,358	$ 18,550	$ 1,440	$ 35,000	$ 35,000	4.11%
Transfers Out	**$ 2,110,270**	**$ 2,215,777**	**$ 2,675,614**	**$ 3,819,007**	**$ 3,374,806**	**$ 3,913,430**	**$ 3,915,607**	**$ 3,915,607**	**99.94%**
99000 - Transfer To Other Funds	$ 2,110,270	$ -	$ -	$ -	$ -	$ -	$ -	$ -	0.00%
99001 - Transfer to General Fund 001	$ -	$ 2,689	$ 1,622	$ 1,253	$ 1,543	$ -	$ 2,177	$ 2,177	0.00%
99220 - Transfer to Title IV-D Fund 220	$ -	$ 173,153	$ 181,339	$ 29,828	$ 4,933	$ -	$ -	$ -	0.00%
99221 - Transfer to Drug Prosecution Fund 221	$ -	$ 85,192	$ 180,894	$ 356,327	$ 246,976	$ 288,226	$ 288,226	$ 288,226	100.00%
99222 - Transfer to Victim Coordinator Services Fund 222	$ -	$ 124,820	$ 100,960	$ 246,804	$ 254,583	$ 295,833	$ 295,833	$ 295,833	100.00%
99223 - Transfer to Domestic Violence Fund 223	$ -	$ 147,810	$ 350,000	$ 450,755	$ 164,831	$ 206,081	$ 206,081	$ 206,081	100.00%
99230 - Transfer to Child Advocacy Center Fund 230	$ -	$ 473,140	$ 690,656	$ 888,556	$ 1,064,481	$ 1,105,731	$ 1,105,731	$ 1,105,731	100.00%
99351 - Transfer to Kane Kares Fund 351	$ -	$ 142,097	$ 142,097	$ 213,229	$ 213,229	$ 213,229	$ 213,229	$ 213,229	100.00%
99390 - Transfer to Web Technical Services Fund 390	$ -	$ 297,500	$ 297,500	$ 297,500	$ 292,500	$ 306,500	$ 306,500	$ 306,500	100.00%
99400 - Transfer to Econ Develop Fund 400	$ -	$ 58,676	$ 74,643	$ 280,375	$ 280,375	$ 580,375	$ 580,375	$ 580,375	100.00%
99405 - Transfer to Cost Share Drainage Fund 405	$ -	$ 149,700	$ 69,403	$ 4,555	$ 4,555	$ 5,055	$ 5,055	$ 5,055	100.00%
99407 - Transfer to Quality of Kane Grants Fund 407	$ -	$ -	$ -	$ 20,000	$ -	$ -	$ -	$ -	0.00%
99430 - Transfer to Farmland Preservation Fund 430	$ -	$ 500,000	$ 500,000	$ 700,000	$ 750,000	$ 750,000	$ 750,000	$ 750,000	100.00%
99500 - Transfer to Capital Projects Fund 500	$ -	$ -	$ -	$ 250,000	$ -	$ -	$ -	$ -	0.00%
99650 - Transfer to Enterprise Surcharge Fund 650	$ -	$ 61,000	$ 86,500	$ 79,825	$ 96,800	$ 162,400	$ 162,400	$ 162,400	100.00%
430 Farmland Preservation									
Revenue	***$ 315,704***	***$ 452,952***	***$ 774,616***	***$ 969,421***	***$ 1,072,339***	***$ 801,642***	***$ 6,402,757***	***$ 6,400,487***	***12.52%***
Interest Revenue	**$ 604**	**$ (47,053)**	**$ 186,516**	**$ 269,421**	**$ 317,119**	**$ 51,642**	**$ 108,040**	**$ 108,040**	**47.80%**
38000 - Investment Income	$ 604	$ (47,053)	$ 186,516	$ 269,421	$ 317,119	$ 51,642	$ 108,040	$ 108,040	47.80%
Other	**$ -**	**$ 5**	**$ (26,946)**	**$ -**	**$ 5,220**	**$ -**	**$ 3,044,717**	**$ 3,042,447**	**0.00%**
38570 - Refunds	$ -	$ 5	$ -	$ -	$ -	$ -	$ -	$ -	0.00%
38900 - Miscellaneous Other	$ -	$ -	$ (26,946)	$ -	$ 5,220	$ -	$ -	$ -	0.00%
39900 - Fund Balance Utilization	$ -	$ -	$ -	$ -	$ -	$ -	$ 3,044,717	$ 3,042,447	0.00%
Reimbursements	**$ -**	**$ -**	**$ 46**	**$ -**	**$ -**	**$ -**	**$ -**	**$ -**	**0.00%**
37900 - Miscellaneous Reimbursement	$ -	$ -	$ 46	$ -	$ -	$ -	$ -	$ -	0.00%
Transfers In	**$ 315,100**	**$ 500,000**	**$ 500,000**	**$ 700,000**	**$ 750,000**	**$ 750,000**	**$ 750,000**	**$ 750,000**	**100.00%**
39000 - Transfer From Other Funds	$ 315,100	$ -	$ -	$ -	$ -	$ -	$ -	$ -	0.00%
39120 - Transfer from Grand Victoria Casino Elgin Fund 120	$ -	$ 500,000	$ 500,000	$ 700,000	$ 750,000	$ 750,000	$ 750,000	$ 750,000	100.00%
Grants	**$ -**	**$ -**	**$ 115,000**	**$ -**	**$ -**	**$ -**	**$ 2,500,000**	**$ 2,500,000**	**0.00%**
32360 - US Dept of Agriculture Grant	$ -	$ -	$ 115,000	$ -	$ -	$ -	$ 2,500,000	$ 2,500,000	0.00%

Committee Revenue Expense Budget Report - by Account Detail

Through April 30, 2026 (41.7% YTD, 42.31% Payroll Expense through Pay Period Ending 04/25/2026)

***2021, 2022, 2023, 2024, 2025 DRAFT** and 2026 Actual Fiscal Year**

Department / Fund / Account Classification	2021 Actual Amount*	2022 Actual Amount*	2023 Actual Amount*	2024 Actual Amount*	2025 Actual Amount DRAFT**	2026 Actual Amount	2026 Amended Budget	2026 Adopted Budget	2026 YTD% Actual/Amended Budget
Expenses	***$ 88,955***	***$ 349,473***	***$ 183,171***	***$ 235,923***	***$ 306,323***	***$ 74,951***	***$ 6,402,757***	***$ 6,400,487***	***1.17%***
Capital	**$ -**	**$ 235,796**	**$ -**	**$ -**	**$ -**	**$ -**	**$ 5,710,336**	**$ 5,710,336**	**0.00%**
75010 - Farmland Preservation Rights - County Portion	$ -	$ 235,796	$ -	$ -	$ -	$ -	$ 2,853,788	$ 2,853,788	0.00%
75020 - Farmland Preservation Rights - Federal Matching	$ -	$ -	$ -	$ -	$ -	$ -	$ 2,856,548	$ 2,856,548	0.00%
Contingency and Other	**$ -**	**$ -**	**$ -**	**$ -**	**$ -**	**$ -**	**$ -**	**$ -**	**0.00%**
89000 - Addition to Fund Balance	$ -	$ -	$ -	$ -	$ -	$ -	$ -	$ -	0.00%
Contractual Services	**$ 23,274**	**$ 26,696**	**$ 61,662**	**$ 119,952**	**$ 171,823**	**$ 45,807**	**$ 600,689**	**$ 600,689**	**7.63%**
50150 - Contractual/Consulting Services	$ 19,509	$ 16,420	$ 47,229	$ 111,879	$ 141,693	$ 45,807	$ 519,156	$ 519,156	8.82%
50160 - Legal Services	$ 1,088	$ 1,939	$ 1,470	$ 1,100	$ 3,130	$ -	$ 25,000	$ 25,000	0.00%
50170 - Appraisal Services	$ -	$ 1,500	$ 7,000	$ 1,800	$ 22,000	$ -	$ 39,594	$ 39,594	0.00%
53000 - Liability Insurance	$ 932	$ 1,452	$ 2,689	$ 5,064	$ 3,727	$ -	$ 2,472	$ 2,472	0.00%
53020 - Unemployment Claims	$ 30	$ 44	$ 37	$ 82	$ 51	$ -	$ 40	$ 40	0.00%
53100 - Conferences and Meetings	$ 1,716	$ 5,342	$ 3,237	$ 28	$ 1,222	$ -	$ 14,427	$ 14,427	0.00%
Personnel Services- Employee Benefits	**$ 8,450**	**$ 10,550**	**$ 9,063**	**$ 26,379**	**$ 31,492**	**$ 6,868**	**$ 23,478**	**$ 23,196**	**29.25%**
45000 - Healthcare Contribution	$ 1,505	$ 1,563	$ 1,755	$ 12,261	$ 16,505	$ 3,695	$ 12,367	$ 12,367	29.88%
45010 - Dental Contribution	$ 64	$ 64	$ 64	$ 287	$ 344	$ 82	$ 276	$ 276	29.64%
45100 - FICA/SS Contribution	$ 4,356	$ 5,714	$ 4,469	$ 6,652	$ 7,453	$ 1,673	$ 5,223	$ 5,071	32.04%
45200 - IMRF Contribution	$ 1,064	$ 1,456	$ 731	$ 3,694	$ 5,448	$ 1,417	$ 4,465	$ 4,335	31.75%
53010 - Workers Compensation	$ 1,461	$ 1,753	$ 2,044	$ 3,485	$ 1,741	$ -	$ 1,147	$ 1,147	0.00%
Personnel Services- Salaries & Wages	**$ 57,231**	**$ 75,035**	**$ 58,805**	**$ 87,364**	**$ 100,831**	**$ 22,277**	**$ 68,254**	**$ 66,266**	**32.64%**
40000 - Salaries and Wages	$ 56,694	$ 74,999	$ 58,537	$ 87,364	$ 100,831	$ 22,277	$ 68,254	$ 66,266	32.64%
40002 - Non-Union Wage Increase	$ -	$ -	$ -	$ -	$ -	$ -	$ -	$ -	0.00%
40003 - Cost of Living Increase	$ -	$ -	$ -	$ -	$ -	$ -	$ -	$ -	0.00%
40200 - Overtime Salaries	$ 536	$ 35	$ 268	$ -	$ -	$ -	$ -	$ -	0.00%
Transfers Out	**$ -**	**$ 1,396**	**$ 53,641**	**$ 2,228**	**$ 2,177**	**$ -**	**$ -**	**$ -**	**0.00%**
99000 - Transfer To Other Funds	$ -	$ -	$ -	$ -	$ -	$ -	$ -	$ -	0.00%
99001 - Transfer to General Fund 001	$ -	$ 1,396	$ 3,641	$ 2,228	$ 2,177	$ -	$ -	$ -	0.00%
99435 - Transfer to Growing for Kane Fund 435	$ -	$ -	$ 50,000	$ -	$ -	$ -	$ -	$ -	0.00%
491 Tax Sale Purchase									
Revenue	***$ 19,751***	***$ 62,651***	***$ 119,006***	***$ 108,378***	***$ 120,747***	***$ 118,063***	***$ -***	***$ -***	***0.00%***
Proceeds from Sale of Property	**$ 19,751**	**$ 62,651**	**$ 119,006**	**$ 108,378**	**$ 120,747**	**$ 118,063**	**$ -**	**$ -**	**0.00%**
38700 - Proceeds from Sale of Property	$ 19,751	$ 62,651	$ 119,006	$ 108,378	$ 120,747	$ 118,063	$ -	$ -	0.00%
Expenses	***$ 20,775***	***$ 62,651***	***$ 119,006***	***$ 108,378***	***$ 120,747***	***$ 118,063***	***$ -***	***$ -***	***0.00%***
Contingency and Other	**$ 13,102**	**$ 44,929**	**$ -**	**$ -**	**$ -**	**$ -**	**$ -**	**$ -**	**0.00%**
88990 - Move to Agency Fund	$ 13,102	$ 44,929	$ -	$ -	$ -	$ -	$ -	$ -	0.00%
Contractual Services	**$ 7,674**	**$ 17,722**	**$ 119,006**	**$ 108,378**	**$ 120,747**	**$ 118,063**	**$ -**	**$ -**	**0.00%**
50150 - Contractual/Consulting Services	$ 7,674	$ 17,722	$ 119,006	$ 108,378	$ 120,747	$ 118,063	$ -	$ -	0.00%

Committee Revenue Expense Budget Report - by Account Detail

Through April 30, 2026 (41.7% YTD, 42.31% Payroll Expense through Pay Period Ending 04/25/2026)

***2021, 2022, 2023, 2024, 2025 DRAFT** and 2026 Actual Fiscal Year**

Department / Fund / Account Classification	2021 Actual Amount*	2022 Actual Amount*	2023 Actual Amount*	2024 Actual Amount*	2025 Actual Amount DRAFT**	2026 Actual Amount	2026 Amended Budget	2026 Adopted Budget	2026 YTD% Actual/Amended Budget
040 Finance									
001 General Fund									
Revenue	***$ 6,827***	***$ -***	***$ 8,251***	***$ 21,718***	***$ 26,196***	***$ -***	***$ 15,000***	***$ 15,000***	***0.00%***
Other	**$ 6,827**	**$ -**	**$ 8,251**	**$ 21,718**	**$ 26,196**	**$ -**	**$ 15,000**	**$ 15,000**	**0.00%**
38565 - Rebates	$ 6,827	$ -	$ 8,251	$ 21,718	$ 26,196	$ -	$ 15,000	$ 15,000	0.00%
Expenses	***$ 1,117,552***	***$ 1,312,326***	***$ 1,329,584***	***$ 1,271,162***	***$ 1,413,296***	***$ 540,034***	***$ 1,316,703***	***$ 1,271,439***	***41.01%***
Capital	**$ -**	**$ -**	**$ -**	**$ -**	**$ -**	**$ -**	**$ -**	**$ -**	**0.00%**
70030 - Computer Software License Cost	$ -	$ -	$ -	$ -	$ -	$ -	$ -	$ -	0.00%
Commodities	**$ 4,485**	**$ 4,731**	**$ 4,715**	**$ 8,450**	**$ 8,785**	**$ 3,877**	**$ 5,784**	**$ 5,784**	**67.02%**
60000 - Office Supplies	$ 2,364	$ 2,649	$ 2,709	$ 3,714	$ 5,604	$ 921	$ 3,184	$ 3,184	28.93%
60020 - Computer Related Supplies	$ 2,121	$ 2,082	$ 2,006	$ 2,415	$ 1,978	$ 2,177	$ 2,600	$ 2,600	83.72%
60050 - Books and Subscriptions	$ -	$ -	$ -	$ -	$ 779	$ 779	$ -	$ -	0.00%
60570 - Office Furniture - Non-Capital	$ -	$ -	$ -	$ 2,321	$ 425	$ -	$ -	$ -	0.00%
Contractual Services	**$ 127,056**	**$ 132,195**	**$ 166,215**	**$ 200,141**	**$ 384,424**	**$ 161,342**	**$ 373,749**	**$ 373,749**	**43.17%**
50130 - Certified Audit Contract	$ 114,436	$ 121,737	$ 125,300	$ 145,395	$ 118,675	$ 78,000	$ 119,200	$ 119,200	65.44%
50150 - Contractual/Consulting Services	$ 4,118	$ 1,050	$ 28,947	$ 39,310	$ 239,200	$ 73,100	$ 228,700	$ 228,700	31.96%
52140 - Repairs and Maint- Copiers	$ 1,113	$ 966	$ 752	$ 763	$ 1,218	$ 202	$ 1,200	$ 1,200	16.87%
53050 - Employment Advertising	$ 400	$ 400	$ 250	$ -	$ -	$ -	$ -	$ -	0.00%
53060 - General Printing	$ -	$ -	$ 55	$ -	$ -	$ -	$ -	$ -	0.00%
53070 - Legal Printing	$ 237	$ 72	$ 21	$ 91	$ 120	$ -	$ 200	$ 200	0.00%
53100 - Conferences and Meetings	$ -	$ 2,270	$ 3,306	$ 2,487	$ 10,407	$ 3,769	$ 8,315	$ 8,315	45.33%
53110 - Employee Training	$ 1,745	$ 565	$ 1,303	$ 7,154	$ 8,533	$ -	$ 9,824	$ 9,824	0.00%
53120 - Employee Mileage Expense	$ 65	$ 257	$ 68	$ 558	$ 628	$ -	$ 150	$ 150	0.00%
53130 - General Association Dues	$ 4,942	$ 4,879	$ 6,213	$ 4,383	$ 5,420	$ 6,270	$ 6,160	$ 6,160	101.79%
55000 - Miscellaneous Contractual Exp	$ -	$ -	$ -	$ -	$ 223	$ -	$ -	$ -	0.00%
Personnel Services- Employee Benefits	**$ 176,461**	**$ 231,516**	**$ 195,412**	**$ 205,263**	**$ -**	**$ -**	**$ 323,104**	**$ 323,104**	**0.00%**
45000 - Healthcare Contribution	$ 171,748	$ 226,095	$ 190,927	$ 200,046	$ -	$ -	$ 176,507	$ 176,507	0.00%
45010 - Dental Contribution	$ 4,713	$ 5,421	$ 4,485	$ 5,217	$ -	$ -	$ 4,584	$ 4,584	0.00%
45100 - FICA/SS Contribution	$ -	$ -	$ -	$ -	$ -	$ -	$ 68,241	$ 68,241	0.00%
45200 - IMRF Contribution	$ -	$ -	$ -	$ -	$ -	$ -	$ 58,336	$ 58,336	0.00%
53010 - Workers Compensation	$ -	$ -	$ -	$ -	$ -	$ -	$ 15,436	$ 15,436	0.00%
Personnel Services- Salaries & Wages	**$ 809,549**	**$ 943,884**	**$ 963,242**	**$ 1,062,571**	**$ 1,020,086**	**$ 374,815**	**$ 937,170**	**$ 891,906**	**39.99%**
40000 - Salaries and Wages	$ 789,410	$ 943,884	$ 963,242	$ 1,062,571	$ 1,020,086	$ 374,815	$ 937,170	$ 891,906	39.99%
40002 - Non-Union Wage Increase	$ -	$ -	$ -	$ -	$ -	$ -	$ -	$ -	0.00%
40003 - Cost of Living Increase	$ -	$ -	$ -	$ -	$ -	$ -	$ -	$ -	0.00%
40007 - Equity Study Adjustments	$ -	$ -	$ -	$ -	$ -	$ -	$ -	$ -	0.00%
40040 - Lump Sum Distribution	$ 20,139	$ -	$ -	$ -	$ -	$ -	$ -	$ -	0.00%
Services	**$ -**	**$ -**	**$ -**	**$ (205,263)**	**$ -**	**$ -**	**$ (323,104)**	**$ (323,104)**	**0.00%**
45005 - Healthcare Contribution Contra Account	$ -	$ -	$ -	$ (200,046)	$ -	$ -	$ (176,507)	$ (176,507)	0.00%
45015 - Dental Insurance Contra Account	$ -	$ -	$ -	$ (5,217)	$ -	$ -	$ (4,584)	$ (4,584)	0.00%
45105 - FICA/SS Contribution Contra Account	$ -	$ -	$ -	$ -	$ -	$ -	$ (68,241)	$ (68,241)	0.00%
45205 - IMRF Contribution Contra Account	$ -	$ -	$ -	$ -	$ -	$ -	$ (58,336)	$ (58,336)	0.00%
53015 - Worker's Comp Contra Account	$ -	$ -	$ -	$ -	$ -	$ -	$ (15,436)	$ (15,436)	0.00%
120 Grand Victoria Casino Elgin									
Revenue	***$ -***	***$ -***	***$ -***	***$ -***	***$ -***	***$ -***	***$ 3,035***	***$ -***	***0.00%***
Other	**$ -**	**$ -**	**$ -**	**$ -**	**$ -**	**$ -**	**$ 3,035**	**$ -**	**0.00%**

Committee Revenue Expense Budget Report - by Account Detail

Through April 30, 2026 (41.7% YTD, 42.31% Payroll Expense through Pay Period Ending 04/25/2026)

***2021, 2022, 2023, 2024, 2025 DRAFT** and 2026 Actual Fiscal Year**

Department / Fund / Account Classification	2021 Actual Amount*	2022 Actual Amount*	2023 Actual Amount*	2024 Actual Amount*	2025 Actual Amount DRAFT**	2026 Actual Amount	2026 Amended Budget	2026 Adopted Budget	2026 YTD% Actual/Amended Budget
39900 - Fund Balance Utilization	$ -	$ -	$ -	$ -	$ -	$ -	$ 3,035	$ -	0.00%
Expenses	***$ -***	***$ -***	***$ -***	***$ -***	***$ 111***	***$ 41,875***	***$ 3,035***	***$ -***	***1,379.73%***
Personnel Services- Employee Benefits	**$ -**	**$ -**	**$ -**	**$ -**	**$ 111**	**$ 5,073**	**$ 377**	**$ -**	**1,345.57%**
45100 - FICA/SS Contribution	$ -	$ -	$ -	$ -	$ 65	$ 2,740	$ 203	$ -	1,349.62%
45200 - IMRF Contribution	$ -	$ -	$ -	$ -	$ 46	$ 2,333	$ 174	$ -	1,340.84%
Personnel Services- Salaries & Wages	**$ -**	**$ -**	**$ -**	**$ -**	**$ -**	**$ 36,802**	**$ 2,658**	**$ -**	**1,384.57%**
40000 - Salaries and Wages	$ -	$ -	$ -	$ -	$ -	$ 36,802	$ 2,658	$ -	1,384.57%

Committee Revenue Expense Budget Report - by Account Detail

Through April 30, 2026 (41.7% YTD, 42.31% Payroll Expense through Pay Period Ending 04/25/2026)

***2021, 2022, 2023, 2024, 2025 DRAFT** and 2026 Actual Fiscal Year**

Department / Fund / Account Classification	2021 Actual Amount*	2022 Actual Amount*	2023 Actual Amount*	2024 Actual Amount*	2025 Actual Amount DRAFT**	2026 Actual Amount	2026 Amended Budget	2026 Adopted Budget	2026 YTD% Actual/Amended Budget
060 Information Technologies									
001 General Fund									
Revenue	***$ 1,114,650***	***$ 1,151,772***	***$ 1,208,784***	***$ 1,385,794***	***$ 1,300,643***	***$ 964,725***	***$ 1,206,127***	***$ 1,206,127***	***79.99%***
Other	**$ 143,335**	**$ 98,380**	**$ 157,673**	**$ 154,118**	**$ 173,146**	**$ 54,901**	**$ 186,731**	**$ 186,731**	**29.40%**
38900 - Miscellaneous Other	$ 143,335	$ 98,380	$ 157,673	$ 154,118	$ 173,146	$ 54,901	$ 186,731	$ 186,731	29.40%
Charges for Services	**$ 203,707**	**$ 262,467**	**$ 272,805**	**$ 390,446**	**$ 353,718**	**$ 18,778**	**$ 98,934**	**$ 98,934**	**18.98%**
34020 - Computer Services Fees	$ 203,707	$ 262,467	$ 272,805	$ 390,376	$ 353,718	$ 18,778	$ 98,934	$ 98,934	18.98%
34870 - GIS Mapping Fees	$ -	$ -	$ -	$ 70	$ -	$ -	$ -	$ -	0.00%
Transfers In	**$ 767,608**	**$ 790,924**	**$ 778,306**	**$ 841,230**	**$ 773,780**	**$ 891,046**	**$ 920,462**	**$ 920,462**	**96.80%**
39000 - Transfer From Other Funds	$ 767,608	$ -	$ -	$ -	$ -	$ -	$ -	$ -	0.00%
39001 - Transfer from General Fund 001	$ -	$ -	$ 17,478	$ -	$ -	$ -	$ -	$ -	0.00%
39010 - Transfer from Insurance Liability Fund 010	$ -	$ 3,575	$ 4,078	$ 3,981	$ 4,935	$ 8,104	$ 8,104	$ 8,104	100.00%
39101 - Transfer from Geographic Information Systems Fund 101	$ -	$ 31,282	$ 33,616	$ 34,585	$ 32,775	$ 37,547	$ 37,547	$ 37,547	100.00%
39120 - Transfer from Grand Victoria Casino Elgin Fund 120	$ -	$ 2,689	$ 1,622	$ 1,253	$ 1,543	$ -	$ 2,177	$ 2,177	0.00%
39127 - Transfer from Judicial Technology Sales Tax Fund 127	$ -	$ 25,000	$ 35,196	$ 13,370	$ 8,709	$ 15,644	$ 15,644	$ 15,644	100.00%
39150 - Transfer from Sales Tax Automation Fund 150	$ -	$ -	$ 4,370	$ 2,971	$ 5,806	$ 5,806	$ 5,806	$ 5,806	100.00%
39160 - Transfer from Vital Record Automation Fund 160	$ -	$ 1,955	$ 1,515	$ 594	$ 2,032	$ 3,129	$ 3,129	$ 3,129	100.00%
39197 - Transfer from Foreclosure Mediation Fund 197	$ -	$ -	$ 2,913	$ -	$ -	$ -	$ -	$ -	0.00%
39200 - Transfer from Court Automation Fund 200	$ -	$ 25,137	$ -	$ 23,770	$ 17,418	$ 12,516	$ 12,516	$ 12,516	100.00%
39201 - Transfer from Court Document Storage Fund 201	$ -	$ 36,309	$ -	$ 11,885	$ 11,612	$ 6,258	$ 6,258	$ 6,258	100.00%
39202 - Transfer from Child Support Fund 202	$ -	$ 11,172	$ -	$ 5,942	$ 5,806	$ 6,258	$ 6,258	$ 6,258	100.00%
39203 - Transfer from Circuit Clerk Admin Services Fund 203	$ -	$ 13,965	$ -	$ 8,914	$ 8,709	$ 9,387	$ 9,387	$ 9,387	100.00%
39204 - Transfer from Circuit Clerk Electronic Citation Fund 204	$ -	$ 8,379	$ -	$ 5,942	$ 5,806	$ 3,129	$ 3,129	$ 3,129	100.00%
39250 - Transfer from Law Library Fund 250	$ -	$ 5,585	$ 5,826	$ 2,971	$ 2,903	$ 3,129	$ 3,129	$ 3,129	100.00%
39269 - Transfer from KaneComm Fund 269	$ -	$ 108,445	$ 110,973	$ 105,650	$ 63,866	$ 68,835	$ 68,835	$ 68,835	100.00%
39290 - Transfer from Animal Control Fund 290	$ -	$ 30,719	$ -	$ 38,626	$ 37,739	$ 40,677	$ 40,677	$ 40,677	100.00%
39300 - Transfer from County Highway Fund 300	$ -	$ 172,588	$ 184,111	$ 183,293	$ 180,216	$ 202,662	$ 202,662	$ 202,662	100.00%
39302 - Transfer from Motor Fuel Tax Fund 302	$ -	$ 92,169	$ 104,868	$ 109,934	$ 107,411	$ 115,773	$ 115,773	$ 115,773	100.00%
39350 - Transfer from County Health Fund 350	$ -	$ 175,936	$ 180,606	$ 191,345	$ 186,953	$ 278,168	$ 278,168	$ 278,168	100.00%
39351 - Transfer from Kane Kares Fund 351	$ -	$ 13,963	$ 17,478	$ 18,124	$ 17,708	$ 19,086	$ 19,086	$ 19,086	100.00%
39355 - Transfer from American Rescue Plan Fund 355	$ -	$ -	$ 5,826	$ 5,942	$ 11,612	$ 12,516	$ 12,516	$ 12,516	100.00%
39380 - Transfer from Veterans' Commission Fund 380	$ -	$ -	$ 12,368	$ 11,885	$ 14,515	$ 15,645	$ 15,645	$ 15,645	100.00%
39400 - Transfer from Economic Development Fund 400	$ -	$ -	$ 4,370	$ 2,228	$ 2,177	$ -	$ -	$ -	0.00%
39401 - Transfer from Community Development Block Grant Fund 401	$ -	$ 6,721	$ 4,456	$ 4,412	$ 2,741	$ -	$ 7,112	$ 7,112	0.00%
39402 - Transfer from HOME Program Fund 402	$ -	$ 2,390	$ 2,501	$ 1,552	$ 639	$ -	$ 2,758	$ 2,758	0.00%
39404 - Transfer from Homeless Management Info Systems Fund 404	$ -	$ 2,688	$ 2,951	$ 3,677	$ 1,357	$ -	$ 1,996	$ 1,996	0.00%
39406 - Transfer from OCR & Recovery Act Programs Fund 406	$ -	$ -	$ -	$ -	$ -	$ -	$ -	$ -	0.00%
39409 - Transfer from Continuum of Care Planning Grant Fund 409	$ -	$ 1,344	$ 1,524	$ 2,070	$ 2,422	$ -	$ 3,326	$ 3,326	0.00%
39410 - Transfer from Elgin CDBG Fund 410	$ -	$ 3,137	$ 1,466	$ 1,362	$ 985	$ -	$ -	$ -	0.00%
39412 - Transfer from Emergency Rental Assistance #2 Fund 412	$ -	$ -	$ 3,303	$ 9,887	$ 4,311	$ -	$ 2,903	$ 2,903	0.00%
39413 - Transfer from CDBG-CV Fund 413	$ -	$ -	$ 821	$ 2,097	$ -	$ -	$ 1,161	$ 1,161	0.00%

Committee Revenue Expense Budget Report - by Account Detail

Through April 30, 2026 (41.7% YTD, 42.31% Payroll Expense through Pay Period Ending 04/25/2026)

***2021, 2022, 2023, 2024, 2025 DRAFT** and 2026 Actual Fiscal Year**

Department / Fund / Account Classification	2021 Actual Amount*	2022 Actual Amount*	2023 Actual Amount*	2024 Actual Amount*	2025 Actual Amount DRAFT**	2026 Actual Amount	2026 Amended Budget	2026 Adopted Budget	2026 YTD% Actual/Amended Budget
39414 - Transfer from Home - ARP Fund 414	$ -	$ -	$ 2,091	$ 6,373	$ 4,630	$ -	$ 7,983	$ 7,983	0.00%
39415 - Transfer from Homeless Prevention Program Fund 415	$ -	$ 8,962	$ 2,716	$ -	$ -	$ -	$ -	$ -	0.00%
39420 - Transfer from Stormwater Management Fund 420	$ -	$ 279	$ 262	$ 267	$ 261	$ 261	$ 261	$ 261	100.00%
39430 - Transfer from Farmland Preservation Fund 430	$ -	$ 1,396	$ 3,641	$ 2,228	$ 2,177	$ -	$ -	$ -	0.00%
39520 - Transfer from Mill Creek Special Service Area Fund 520	$ -	$ 3,351	$ 23,496	$ 23,090	$ 23,019	$ 25,529	$ 25,529	$ 25,529	100.00%
39650 - Transfer from Enterprise Surcharge Fund 650	$ -	$ 1,788	$ 1,864	$ 1,010	$ 987	$ 987	$ 987	$ 987	100.00%
Expenses	***$ 3,564,272***	***$ 3,944,438***	***$ 4,095,163***	***$ 4,067,554***	***$ 4,319,866***	***$ 1,655,301***	***$ 4,902,414***	***$ 4,691,243***	***33.77%***
Capital	**$ -**	**$ -**	**$ -**	**$ -**	**$ -**	**$ -**	**$ -**	**$ -**	**0.00%**
70060 - Communications Equipment	$ -	$ -	$ -	$ -	$ -	$ -	$ -	$ -	0.00%
70070 - Automotive Equipment	$ -	$ -	$ -	$ -	$ -	$ -	$ -	$ -	0.00%
Commodities	**$ 81,619**	**$ 91,913**	**$ 98,649**	**$ 112,408**	**$ 75,102**	**$ 16,582**	**$ 106,750**	**$ 106,750**	**15.53%**
60000 - Office Supplies	$ 19,232	$ 25,282	$ 17,035	$ 26,372	$ 18,383	$ 4,197	$ 27,300	$ 27,300	15.37%
60020 - Computer Related Supplies	$ 38,851	$ 36,771	$ 46,481	$ 51,966	$ 35,851	$ 5,713	$ 55,450	$ 55,450	10.30%
60050 - Books and Subscriptions	$ 1,387	$ 330	$ 259	$ -	$ -	$ -	$ -	$ -	0.00%
60110 - Printing Supplies	$ 17,498	$ 22,497	$ 26,071	$ 31,235	$ 17,189	$ 5,648	$ 20,000	$ 20,000	28.24%
60265 - Public Health Commodities - Coronavirus	$ 94	$ 2,535	$ 4,960	$ -	$ -	$ -	$ -	$ -	0.00%
60570 - Office Furniture - Non-Capital	$ 2,600	$ 1,806	$ 1,569	$ -	$ -	$ -	$ -	$ -	0.00%
63040 - Fuel- Vehicles	$ 1,805	$ 2,692	$ 2,274	$ 2,835	$ 3,427	$ 1,023	$ 4,000	$ 4,000	25.59%
64000 - Telephone	$ 152	$ -	$ -	$ -	$ 252	$ -	$ -	$ -	0.00%
Contractual Services	**$ 314,455**	**$ 441,969**	**$ 397,485**	**$ 436,247**	**$ 516,052**	**$ 150,133**	**$ 808,704**	**$ 808,704**	**18.56%**
50150 - Contractual/Consulting Services	$ 169,639	$ 191,552	$ 193,306	$ 208,151	$ 142,346	$ 131,385	$ 349,400	$ 349,400	37.60%
50235 - Public Health Services - Coronavirus	$ -	$ 40,590	$ -	$ -	$ -	$ -	$ -	$ -	0.00%
50340 - Software Licensing Cost	$ 230	$ -	$ 76	$ -	$ -	$ -	$ -	$ -	0.00%
52130 - Repairs and Maint- Computers	$ 60,475	$ 58,170	$ 62,980	$ 95,341	$ 103,631	$ -	$ 148,003	$ 148,003	0.00%
52140 - Repairs and Maint- Copiers	$ -	$ -	$ -	$ -	$ -	$ -	$ -	$ -	0.00%
52150 - Repairs and Maint- Comm Equip	$ 36,765	$ 119,591	$ 65,836	$ 103,183	$ 256,092	$ 18,048	$ 269,300	$ 269,300	6.70%
52230 - Repairs and Maint- Vehicles	$ 2,430	$ 1,553	$ 2,340	$ 3,811	$ 1,553	$ 277	$ 4,000	$ 4,000	6.92%
52240 - Repairs and Maint- Office Equip	$ 683	$ -	$ -	$ -	$ -	$ -	$ -	$ -	0.00%
53040 - General Advertising	$ 67	$ -	$ 74	$ -	$ -	$ -	$ 1,000	$ 1,000	0.00%
53100 - Conferences and Meetings	$ 29,270	$ 19,155	$ 36,194	$ 21,457	$ 1,501	$ -	$ 15,000	$ 15,000	0.00%
53110 - Employee Training	$ 14,034	$ 9,589	$ 35,586	$ 3,402	$ 10,837	$ 350	$ 20,501	$ 20,501	1.71%
53120 - Employee Mileage Expense	$ 862	$ 1,485	$ 1,093	$ 903	$ 94	$ 73	$ 1,500	$ 1,500	4.85%
53130 - General Association Dues	$ -	$ 285	$ -	$ -	$ -	$ -	$ -	$ -	0.00%
Personnel Services- Employee Benefits	**$ 470,051**	**$ 510,979**	**$ 586,448**	**$ 652,652**	**$ -**	**$ -**	**$ 1,303,209**	**$ 1,303,209**	**0.00%**
45000 - Healthcare Contribution	$ 477,542	$ 509,801	$ 572,413	$ 636,114	$ -	$ -	$ 702,112	$ 702,112	0.00%
45009 - Healthcare Subsidy	$ (20,483)	$ (12,587)	$ -	$ -	$ -	$ -	$ -	$ -	0.00%
45010 - Dental Contribution	$ 13,593	$ 14,089	$ 14,034	$ 16,538	$ -	$ -	$ 16,216	$ 16,216	0.00%
45019 - Dental Subsidy	$ (601)	$ (324)	$ -	$ -	$ -	$ -	$ -	$ -	0.00%
45100 - FICA/SS Contribution	$ -	$ -	$ -	$ -	$ -	$ -	$ 287,892	$ 287,892	0.00%
45200 - IMRF Contribution	$ -	$ -	$ -	$ -	$ -	$ -	$ 231,643	$ 231,643	0.00%
53010 - Workers Compensation	$ -	$ -	$ -	$ -	$ -	$ -	$ 65,346	$ 65,346	0.00%

Committee Revenue Expense Budget Report - by Account Detail

Through April 30, 2026 (41.7% YTD, 42.31% Payroll Expense through Pay Period Ending 04/25/2026)

***2021, 2022, 2023, 2024, 2025 DRAFT** and 2026 Actual Fiscal Year**

Department / Fund / Account Classification	2021 Actual Amount*	2022 Actual Amount*	2023 Actual Amount*	2024 Actual Amount*	2025 Actual Amount DRAFT**	2026 Actual Amount	2026 Amended Budget	2026 Adopted Budget	2026 YTD% Actual/Amended Budget
Personnel Services- Salaries & Wages	**$ 2,698,146**	**$ 2,899,576**	**$ 3,012,582**	**$ 3,518,899**	**$ 3,728,711**	**$ 1,488,587**	**$ 3,986,960**	**$ 3,775,789**	**37.34%**
40000 - Salaries and Wages	$ 2,799,147	$ 2,945,311	$ 2,978,990	$ 3,485,504	$ 3,698,901	$ 1,475,967	$ 3,914,200	$ 3,703,029	37.71%
40002 - Non-Union Wage Increase	$ -	$ -	$ -	$ -	$ -	$ -	$ -	$ -	0.00%
40003 - Cost of Living Increase	$ -	$ -	$ -	$ -	$ -	$ -	$ -	$ -	0.00%
40005 - New Position Budget Moved to Contingency	$ -	$ -	$ -	$ -	$ -	$ -	$ -	$ -	0.00%
40007 - Equity Study Adjustments	$ -	$ -	$ -	$ -	$ -	$ -	$ -	$ -	0.00%
40009 - Salaries and Wages Subsidy	$ (131,547)	$ (83,001)	$ -	$ -	$ -	$ -	$ -	$ -	0.00%
40200 - Overtime Salaries	$ 30,546	$ 37,266	$ 33,592	$ 33,396	$ 29,810	$ 12,620	$ 72,760	$ 72,760	17.34%
Services	**$ -**	**$ -**	**$ -**	**$ (652,652)**	**$ -**	**$ -**	**$ (1,303,209)**	**$ (1,303,209)**	**0.00%**
45005 - Healthcare Contribution Contra Account	$ -	$ -	$ -	$ (636,114)	$ -	$ -	$ (702,112)	$ (702,112)	0.00%
45015 - Dental Insurance Contra Account	$ -	$ -	$ -	$ (16,538)	$ -	$ -	$ (16,216)	$ (16,216)	0.00%
45105 - FICA/SS Contribution Contra Account	$ -	$ -	$ -	$ -	$ -	$ -	$ (287,892)	$ (287,892)	0.00%
45205 - IMRF Contribution Contra Account	$ -	$ -	$ -	$ -	$ -	$ -	$ (231,643)	$ (231,643)	0.00%
53015 - Worker's Comp Contra Account	$ -	$ -	$ -	$ -	$ -	$ -	$ (65,346)	$ (65,346)	0.00%
101 Geographic Information Systems									
Revenue	***$ 1,849,269***	***$ 1,190,471***	***$ 1,040,002***	***$ 1,416,883***	***$ 2,467,341***	***$ 1,063,362***	***$ 2,324,673***	***$ 2,291,806***	***45.74%***
Interest Revenue	**$ (345)**	**$ (17,399)**	**$ 62,417**	**$ 47,033**	**$ 71,209**	**$ 14,044**	**$ 35,306**	**$ 35,306**	**39.78%**
38000 - Investment Income	$ (345)	$ (17,399)	$ 62,417	$ 47,033	$ 71,209	$ 14,044	$ 35,306	$ 35,306	39.78%
Other	**$ -**	**$ -**	**$ -**	**$ -**	**$ -**	**$ -**	**$ 32,867**	**$ -**	**0.00%**
39900 - Fund Balance Utilization	$ -	$ -	$ -	$ -	$ -	$ -	$ 32,867	$ -	0.00%
Reimbursements	**$ 467**	**$ -**	**$ -**	**$ -**	**$ -**	**$ -**	**$ -**	**$ -**	**0.00%**
37900 - Miscellaneous Reimbursement	$ 467	$ -	$ -	$ -	$ -	$ -	$ -	$ -	0.00%
Charges for Services	**$ 1,849,147**	**$ 1,207,870**	**$ 977,585**	**$ 1,369,850**	**$ 2,396,132**	**$ 1,049,318**	**$ 2,256,500**	**$ 2,256,500**	**46.50%**
34010 - GIS Counter Sale Fees	$ -	$ 970	$ 360	$ 170	$ 620	$ 20	$ 500	$ 500	4.00%
34180 - GIS Fees	$ 1,849,147	$ 1,206,900	$ 977,225	$ 1,369,680	$ 2,395,512	$ 1,049,298	$ 2,256,000	$ 2,256,000	46.51%
Transfers In	**$ -**	**$ -**	**$ -**	**$ -**	**$ -**	**$ -**	**$ -**	**$ -**	**0.00%**
39000 - Transfer From Other Funds	$ -	$ -	$ -	$ -	$ -	$ -	$ -	$ -	0.00%
Expenses	***$ 1,605,818***	***$ 1,528,759***	***$ 1,561,570***	***$ 1,497,445***	***$ 1,706,869***	***$ 982,378***	***$ 2,324,673***	***$ 2,291,806***	***42.26%***
Capital	**$ 8,627**	**$ 21,545**	**$ 12,899**	**$ -**	**$ 37,682**	**$ 387,912**	**$ 547,600**	**$ 547,600**	**70.84%**
70000 - Computers	$ 2,137	$ 15,304	$ -	$ -	$ 37,682	$ -	$ 15,000	$ 15,000	0.00%
70020 - Computer Software- Capital	$ 6,490	$ 5,192	$ -	$ -	$ -	$ 51,290	$ 80,000	$ 80,000	64.11%
70030 - Computer Software License Cost	$ -	$ -	$ -	$ -	$ -	$ 336,622	$ 452,600	$ 452,600	74.38%
70050 - Printers	$ -	$ 1,049	$ 12,899	$ -	$ -	$ -	$ -	$ -	0.00%
Commodities	**$ 15,394**	**$ 19,955**	**$ 11,781**	**$ 11,401**	**$ 27,540**	**$ 8,390**	**$ 51,756**	**$ 51,756**	**16.21%**
60000 - Office Supplies	$ 2,559	$ 1,368	$ 1,009	$ 365	$ 3,289	$ 39	$ 2,200	$ 2,200	1.78%
60010 - Operating Supplies	$ -	$ -	$ -	$ -	$ -	$ 318	$ 2,100	$ 2,100	15.14%
60020 - Computer Related Supplies	$ 3,806	$ 6,454	$ 2,823	$ 2,765	$ 1,351	$ 823	$ 2,500	$ 2,500	32.92%
60050 - Books and Subscriptions	$ 1,178	$ 1,042	$ 2,334	$ 1,415	$ 12,700	$ -	$ 500	$ 500	0.00%
60060 - Computer Software- Non Capital	$ 2,712	$ 2,771	$ -	$ -	$ -	$ 5,816	$ 15,106	$ 15,106	38.50%
60070 - Computer Hardware- Non Capital	$ 298	$ 3,005	$ 85	$ 540	$ 2,424	$ 1,393	$ 14,350	$ 14,350	9.71%

Committee Revenue Expense Budget Report - by Account Detail

Through April 30, 2026 (41.7% YTD, 42.31% Payroll Expense through Pay Period Ending 04/25/2026)

***2021, 2022, 2023, 2024, 2025 DRAFT** and 2026 Actual Fiscal Year**

Department / Fund / Account Classification	2021 Actual Amount*	2022 Actual Amount*	2023 Actual Amount*	2024 Actual Amount*	2025 Actual Amount DRAFT**	2026 Actual Amount	2026 Amended Budget	2026 Adopted Budget	2026 YTD% Actual/Amended Budget
60265 - Public Health Commodities - Coronavirus	$ -	$ -	$ -	$ -	$ -	$ -	$ -	$ -	0.00%
60570 - Office Furniture - Non-Capital	$ -	$ -	$ -	$ -	$ 916	$ -	$ 6,000	$ 6,000	0.00%
64000 - Telephone	$ 3,395	$ 4,593	$ 3,627	$ 3,965	$ 3,992	$ -	$ 6,000	$ 6,000	0.00%
64010 - Cellular Phone	$ 1,446	$ 722	$ 1,903	$ 2,352	$ 2,868	$ -	$ 3,000	$ 3,000	0.00%
Contingency and Other	**$ -**	**$ -**	**$ -**	**$ -**	**$ -**	**$ -**	**$ -**	**$ -**	**0.00%**
89000 - Addition to Fund Balance	$ -	$ -	$ -	$ -	$ -	$ -	$ -	$ -	0.00%
Contractual Services	**$ 509,005**	**$ 437,724**	**$ 565,743**	**$ 466,684**	**$ 674,723**	**$ 105,302**	**$ 457,120**	**$ 457,120**	**23.04%**
50150 - Contractual/Consulting Services	$ 234,851	$ 144,969	$ 255,829	$ 154,956	$ 335,937	$ 93,123	$ 384,575	$ 384,575	24.21%
50340 - Software Licensing Cost	$ -	$ -	$ -	$ -	$ -	$ -	$ 20,500	$ 20,500	0.00%
52130 - Repairs and Maint- Computers	$ 250,007	$ 264,816	$ 279,018	$ 285,544	$ 305,018	$ 6,805	$ 1,300	$ 1,300	523.45%
53000 - Liability Insurance	$ 14,248	$ 17,935	$ 23,309	$ 22,785	$ 29,368	$ -	$ 33,821	$ 33,821	0.00%
53020 - Unemployment Claims	$ 450	$ 542	$ 320	$ 367	$ 396	$ -	$ 544	$ 544	0.00%
53100 - Conferences and Meetings	$ 1,332	$ 897	$ 480	$ 297	$ 2,490	$ -	$ 5,000	$ 5,000	0.00%
53110 - Employee Training	$ 6,003	$ 5,905	$ 4,116	$ 1,125	$ -	$ 4,400	$ 10,000	$ 10,000	44.00%
53120 - Employee Mileage Expense	$ -	$ -	$ -	$ -	$ 55	$ -	$ 150	$ 150	0.00%
53130 - General Association Dues	$ 2,115	$ 2,660	$ 2,670	$ 1,610	$ 1,460	$ 975	$ 1,230	$ 1,230	79.27%
Personnel Services- Employee Benefits	**$ 280,814**	**$ 269,080**	**$ 239,113**	**$ 227,706**	**$ 214,146**	**$ 99,273**	**$ 295,155**	**$ 291,071**	**33.63%**
45000 - Healthcare Contribution	$ 133,962	$ 138,204	$ 130,547	$ 118,738	$ 106,199	$ 50,590	$ 147,362	$ 147,362	34.33%
45009 - Healthcare Subsidy	$ (2)	$ -	$ -	$ -	$ -	$ -	$ -	$ -	0.00%
45010 - Dental Contribution	$ 4,646	$ 4,393	$ 3,899	$ 3,661	$ 3,254	$ 1,493	$ 4,329	$ 4,329	34.49%
45019 - Dental Subsidy	$ (0)	$ -	$ -	$ -	$ -	$ -	$ -	$ -	0.00%
45100 - FICA/SS Contribution	$ 55,833	$ 55,776	$ 51,790	$ 55,989	$ 53,060	$ 25,517	$ 71,329	$ 69,127	35.77%
45109 - FICA/SS Subsidy	$ (2)	$ -	$ -	$ -	$ -	$ -	$ -	$ -	0.00%
45200 - IMRF Contribution	$ 64,033	$ 49,063	$ 35,155	$ 33,640	$ 37,913	$ 21,673	$ 56,439	$ 54,557	38.40%
45209 - IMRF Subsidy	$ (2)	$ -	$ -	$ -	$ -	$ -	$ -	$ -	0.00%
53010 - Workers Compensation	$ 22,346	$ 21,645	$ 17,722	$ 15,678	$ 13,720	$ -	$ 15,696	$ 15,696	0.00%
Personnel Services- Salaries & Wages	**$ 749,673**	**$ 749,172**	**$ 698,418**	**$ 757,069**	**$ 720,003**	**$ 343,954**	**$ 935,495**	**$ 906,712**	**36.77%**
40000 - Salaries and Wages	$ 749,325	$ 748,569	$ 698,161	$ 756,609	$ 719,885	$ 341,564	$ 935,495	$ 906,712	36.51%
40002 - Non-Union Wage Increase	$ -	$ -	$ -	$ -	$ -	$ -	$ -	$ -	0.00%
40003 - Cost of Living Increase	$ -	$ -	$ -	$ -	$ -	$ -	$ -	$ -	0.00%
40009 - Salaries and Wages Subsidy	$ (26)	$ -	$ -	$ -	$ -	$ -	$ -	$ -	0.00%
40100 - Part-Time Salaries	$ -	$ -	$ -	$ -	$ -	$ -	$ -	$ -	0.00%
40200 - Overtime Salaries	$ 374	$ 604	$ 257	$ 461	$ 119	$ 2,390	$ -	$ -	0.00%
Transfers Out	**$ 42,304**	**$ 31,282**	**$ 33,616**	**$ 34,585**	**$ 32,775**	**$ 37,547**	**$ 37,547**	**$ 37,547**	**100.00%**
99000 - Transfer To Other Funds	$ 42,304	$ -	$ -	$ -	$ -	$ -	$ -	$ -	0.00%
99001 - Transfer to General Fund 001	$ -	$ 31,282	$ 33,616	$ 34,585	$ 32,775	$ 37,547	$ 37,547	$ 37,547	100.00%
354 Mass Vaccination Fund									
Expenses	***$ 210,271***	***$ 5,951***	***$ -***	***$ -***	***$ -***	***$ -***	***$ -***	***$ -***	***0.00%***
Capital	**$ 22,866**	**$ -**	**$ -**	**$ -**	**$ -**	**$ -**	**$ -**	**$ -**	**0.00%**
70000 - Computers	$ 22,866	$ -	$ -	$ -	$ -	$ -	$ -	$ -	0.00%

Committee Revenue Expense Budget Report - by Account Detail

Through April 30, 2026 (41.7% YTD, 42.31% Payroll Expense through Pay Period Ending 04/25/2026)

***2021, 2022, 2023, 2024, 2025 DRAFT** and 2026 Actual Fiscal Year**

Department / Fund / Account Classification	2021 Actual Amount*	2022 Actual Amount*	2023 Actual Amount*	2024 Actual Amount*	2025 Actual Amount DRAFT**	2026 Actual Amount	2026 Amended Budget	2026 Adopted Budget	2026 YTD% Actual/Amended Budget
Commodities	**$ 131,983**	**$ 3,695**	**$ -**	**$ -**	**$ -**	**$ -**	**$ -**	**$ -**	**0.00%**
60010 - Operating Supplies	$ 122,350	$ -	$ -	$ -	$ -	$ -	$ -	$ -	0.00%
60110 - Printing Supplies	$ 7,267	$ 2,560	$ -	$ -	$ -	$ -	$ -	$ -	0.00%
64010 - Cellular Phone	$ 1,156	$ -	$ -	$ -	$ -	$ -	$ -	$ -	0.00%
64020 - Internet	$ 1,210	$ 1,135	$ -	$ -	$ -	$ -	$ -	$ -	0.00%
Contractual Services	**$ 55,422**	**$ 2,256**	**$ -**	**$ -**	**$ -**	**$ -**	**$ -**	**$ -**	**0.00%**
50150 - Contractual/Consulting Services	$ 34,286	$ -	$ -	$ -	$ -	$ -	$ -	$ -	0.00%
50340 - Software Licensing Cost	$ 21,136	$ 2,256	$ -	$ -	$ -	$ -	$ -	$ -	0.00%
385 IL Counties Information Mgmt									
Revenue	***$ (0)***	***$ 4,341***	***$ 109***	***$ 50***	***$ 28***	***$ 2***	***$ -***	***$ -***	***0.00%***
Interest Revenue	**$ (0)**	**$ (59)**	**$ 109**	**$ 50**	**$ 28**	**$ 2**	**$ -**	**$ -**	**0.00%**
38000 - Investment Income	$ (0)	$ (59)	$ 109	$ 50	$ 28	$ 2	$ -	$ -	0.00%
Charges for Services	**$ -**	**$ 4,400**	**$ -**	**$ -**	**$ -**	**$ -**	**$ -**	**$ -**	**0.00%**
35400 - ICIM Association Fees	$ -	$ 4,400	$ -	$ -	$ -	$ -	$ -	$ -	0.00%
Expenses	***$ -***	***$ 2,801***	***$ 723***	***$ 324***	***$ 475***	***$ -***	***$ -***	***$ -***	***0.00%***
Contractual Services	**$ -**	**$ 2,801**	**$ 723**	**$ 324**	**$ 475**	**$ -**	**$ -**	**$ -**	**0.00%**
53100 - Conferences and Meetings	$ -	$ 2,801	$ 723	$ 324	$ 475	$ -	$ -	$ -	0.00%
390 Web Technical Services									
Revenue	***$ 385,649***	***$ 294,318***	***$ 374,631***	***$ 322,270***	***$ 322,656***	***$ 312,433***	***$ 331,500***	***$ 331,500***	***94.25%***
Interest Revenue	**$ 1,066**	**$ (3,182)**	**$ 17,131**	**$ 24,770**	**$ 30,156**	**$ 5,933**	**$ 9,886**	**$ 9,886**	**60.01%**
38000 - Investment Income	$ 1,066	$ (3,182)	$ 17,131	$ 24,770	$ 30,156	$ 5,933	$ 9,886	$ 9,886	60.01%
Other	**$ -**	**$ -**	**$ -**	**$ -**	**$ -**	**$ -**	**$ 15,114**	**$ 15,114**	**0.00%**
39000 - Transfer From Other Funds	$ 384,583	$ -	$ -	$ -	$ -	$ -	$ -	$ -	0.00%
39120 - Transfer from Grand Victoria Casino Elgin Fund 120	$ -	$ 297,500	$ 297,500	$ 297,500	$ 292,500	$ 306,500	$ 306,500	$ 306,500	100.00%
39355 - Transfer from American Rescue Plan Fund 355	$ -	$ -	$ 60,000	$ -	$ -	$ -	$ -	$ -	0.00%
Expenses	***$ 485,934***	***$ 365,916***	***$ 263,522***	***$ 280,567***	***$ 233,242***	***$ 141,487***	***$ 331,500***	***$ 331,500***	***42.68%***
Commodities	**$ 30,000**	**$ -**	**$ -**	**$ -**	**$ -**	**$ -**	**$ -**	**$ -**	**0.00%**
60050 - Books and Subscriptions	$ 30,000	$ -	$ -	$ -	$ -	$ -	$ -	$ -	0.00%
Contractual Services	**$ 455,934**	**$ 365,916**	**$ 263,522**	**$ 280,567**	**$ 233,242**	**$ 141,487**	**$ 331,500**	**$ 331,500**	**42.68%**
50150 - Contractual/Consulting Services	$ 273,951	$ 181,096	$ 23,115	$ 47,618	$ 48,955	$ 2,706	$ 100,000	$ 100,000	2.71%
50235 - Public Health Services - Coronavirus	$ -	$ -	$ -	$ -	$ -	$ -	$ -	$ -	0.00%
50340 - Software Licensing Cost	$ 181,138	$ 184,820	$ 235,845	$ 232,598	$ 178,559	$ 137,584	$ 221,500	$ 221,500	62.11%
52130 - Repairs and Maint- Computers	$ 844	$ -	$ 4,563	$ 350	$ 5,728	$ 1,196	$ 10,000	$ 10,000	11.96%

Committee Revenue Expense Budget Report - by Account Detail

Through April 30, 2026 (41.7% YTD, 42.31% Payroll Expense through Pay Period Ending 04/25/2026)

***2021, 2022, 2023, 2024, 2025 DRAFT** and 2026 Actual Fiscal Year**

Department / Fund / Account Classification	2021 Actual Amount*	2022 Actual Amount*	2023 Actual Amount*	2024 Actual Amount*	2025 Actual Amount DRAFT**	2026 Actual Amount	2026 Amended Budget	2026 Adopted Budget	2026 YTD% Actual/Amended Budget
080 Building Management									
001 General Fund									
Revenue	***$ 39,335***	***$ 6,084***	***$ 30,557***	***$ (15,344)***	***$ (19,940)***	***$ 14,459***	***$ 50,659***	***$ 50,659***	***28.54%***
Other	**$ 39,335**	**$ 6,084**	**$ 30,557**	**$ (15,344)**	**$ (19,940)**	**$ 14,459**	**$ 50,659**	**$ 50,659**	**28.54%**
38500 - Rental Income	$ 39,335	$ 6,084	$ 30,557	$ (15,344)	$ (19,940)	$ 4,411	$ 50,659	$ 50,659	8.71%
38900 - Miscellaneous Other	$ -	$ -	$ -	$ -	$ -	$ 10,048	$ -	$ -	0.00%
Expenses	***$ 5,003,744***	***$ 5,552,935***	***$ 9,717,053***	***$ 8,018,165***	***$ 7,176,612***	***$ 2,984,677***	***$ 7,249,001***	***$ 7,292,549***	***41.17%***
Capital	**$ -**	**$ -**	**$ -**	**$ -**	**$ -**	**$ -**	**$ -**	**$ -**	**0.00%**
70090 - Office Equipment	$ -	$ -	$ -	$ -	$ -	$ -	$ -	$ -	0.00%
Commodities	**$ 1,708,452**	**$ 1,621,997**	**$ 2,119,480**	**$ 1,949,363**	**$ 2,006,729**	**$ 848,168**	**$ 1,903,452**	**$ 1,903,452**	**44.56%**
60010 - Operating Supplies	$ 7,026	$ 3,834	$ 12,818	$ 18,150	$ 7,382	$ 4,386	$ 13,041	$ 13,041	33.63%
60020 - Computer Related Supplies	$ -	$ -	$ -	$ -	$ -	$ -	$ -	$ -	0.00%
60040 - Postage	$ -	$ -	$ -	$ -	$ 735	$ -	$ -	$ -	0.00%
60090 - Utilities- Sewer	$ 138,959	$ 129,598	$ 157,035	$ 134,264	$ 156,040	$ 62,216	$ 130,000	$ 130,000	47.86%
60100 - Utilities- Water	$ 122,847	$ 125,061	$ 134,703	$ 131,688	$ 135,225	$ 55,560	$ 105,000	$ 105,000	52.91%
60110 - Printing Supplies	$ 47,006	$ 66,451	$ 64,270	$ 67,830	$ 69,067	$ 32,488	$ 80,080	$ 80,080	40.57%
60160 - Cleaning Supplies	$ 56,889	$ 64,325	$ 158,431	$ 127,154	$ 132,791	$ 59,899	$ 166,000	$ 166,000	36.08%
60210 - Uniform Supplies	$ 4,140	$ 2,893	$ 12,575	$ 5,183	$ 10,689	$ 1,198	$ 8,331	$ 8,331	14.39%
60250 - Medical Supplies and Drugs	$ -	$ -	$ -	$ -	$ -	$ -	$ -	$ -	0.00%
63000 - Utilities- Natural Gas	$ 142,703	$ 205,239	$ 253,514	$ 216,772	$ 290,281	$ 177,293	$ 325,000	$ 325,000	54.55%
63010 - Utilities- Electric	$ 1,171,352	$ 999,033	$ 1,304,813	$ 1,235,688	$ 1,197,723	$ 448,478	$ 1,064,000	$ 1,064,000	42.15%
63040 - Fuel- Vehicles	$ 17,530	$ 25,563	$ 21,322	$ 12,634	$ 6,695	$ 6,649	$ 12,000	$ 12,000	55.41%
64000 - Telephone	$ -	$ -	$ -	$ -	$ 100	$ -	$ -	$ -	0.00%
Contractual Services	**$ 1,901,607**	**$ 2,458,862**	**$ 5,375,042**	**$ 3,437,054**	**$ 2,387,400**	**$ 1,028,077**	**$ 2,411,227**	**$ 2,411,227**	**42.64%**
50150 - Contractual/Consulting Services	$ 1,690	$ -	$ 8,720	$ 22,499	$ 1,420	$ -	$ -	$ -	0.00%
50235 - Public Health Services - Coronavirus	$ -	$ -	$ -	$ -	$ -	$ -	$ -	$ -	0.00%
52000 - Disposal and Water Softener Srvs	$ 32,120	$ 49,460	$ 62,419	$ 94,219	$ 65,174	$ 29,334	$ 75,375	$ 75,375	38.92%
52010 - Janitorial Services	$ 562,026	$ 620,390	$ 957,054	$ 565,108	$ 181,526	$ 69,345	$ 175,000	$ 175,000	39.63%
52020 - Repairs and Maintenance- Roads	$ 127,623	$ 130,218	$ 302,504	$ 229,680	$ 243,910	$ 178,153	$ 325,000	$ 325,000	54.82%
52110 - Repairs and Maint- Buildings	$ 461,839	$ 802,148	$ 2,044,780	$ 1,650,036	$ 1,530,459	$ 644,180	$ 1,452,000	$ 1,452,000	44.36%
52120 - Repairs and Maint- Grounds	$ 134,647	$ 183,371	$ 224,009	$ 222,068	$ 131,241	$ 42,553	$ 250,000	$ 250,000	17.02%
52160 - Repairs and Maint- Equipment	$ 351,158	$ 461,410	$ 1,448,110	$ 385,764	$ 4,728	$ -	$ -	$ -	0.00%
52190 - Equipment Rental	$ -	$ -	$ 4,284	$ 6,546	$ 1,313	$ -	$ 10,000	$ 10,000	0.00%
52210 - Building Lease	$ 130,000	$ 129,769	$ 146,332	$ 166,435	$ 144,039	$ -	$ -	$ -	0.00%
52220 - Equipment Lease	$ 17,325	$ 18,258	$ 41,239	$ 14,372	$ -	$ -	$ -	$ -	0.00%
52230 - Repairs and Maint- Vehicles	$ 26,594	$ 23,328	$ 68,473	$ 28,685	$ 11,934	$ 27,030	$ 21,500	$ 21,500	125.72%
52260 - Grease Trap- Septic Services	$ 8,285	$ 8,600	$ 7,507	$ 10,270	$ 10,535	$ 5,195	$ 9,952	$ 9,952	52.20%
53060 - General Printing	$ 45,727	$ 31,753	$ 59,612	$ 41,328	$ 55,321	$ 32,274	$ 87,000	$ 87,000	37.10%
53110 - Employee Training	$ 2,574	$ 155	$ -	$ 45	$ 5,801	$ -	$ 5,000	$ 5,000	0.00%
53120 - Employee Mileage Expense	$ -	$ -	$ -	$ -	$ -	$ 14	$ 400	$ 400	3.38%
Personnel Services- Employee Benefits	**$ 214,371**	**$ 212,401**	**$ 365,217**	**$ 505,080**	**$ -**	**$ -**	**$ 1,055,053**	**$ 1,055,053**	**0.00%**
45000 - Healthcare Contribution	$ 207,573	$ 205,742	$ 355,728	$ 492,404	$ -	$ -	$ 597,931	$ 597,931	0.00%
45009 - Healthcare Subsidy	$ (437)	$ -	$ -	$ -	$ -	$ -	$ -	$ -	0.00%
45010 - Dental Contribution	$ 7,250	$ 6,660	$ 9,489	$ 12,676	$ -	$ -	$ 13,845	$ 13,845	0.00%
45019 - Dental Subsidy	$ (15)	$ -	$ -	$ -	$ -	$ -	$ -	$ -	0.00%
45100 - FICA/SS Contribution	$ -	$ -	$ -	$ -	$ -	$ -	$ 226,623	$ 226,623	0.00%
45200 - IMRF Contribution	$ -	$ -	$ -	$ -	$ -	$ -	$ 165,116	$ 165,116	0.00%
53010 - Workers Compensation	$ -	$ -	$ -	$ -	$ -	$ -	$ 51,538	$ 51,538	0.00%

Committee Revenue Expense Budget Report - by Account Detail

Through April 30, 2026 (41.7% YTD, 42.31% Payroll Expense through Pay Period Ending 04/25/2026)

***2021, 2022, 2023, 2024, 2025 DRAFT** and 2026 Actual Fiscal Year**

Department / Fund / Account Classification	2021 Actual Amount*	2022 Actual Amount*	2023 Actual Amount*	2024 Actual Amount*	2025 Actual Amount DRAFT**	2026 Actual Amount	2026 Amended Budget	2026 Adopted Budget	2026 YTD% Actual/Amended Budget
Personnel Services- Salaries & Wages	**$ 1,179,315**	**$ 1,259,674**	**$ 1,857,313**	**$ 2,631,748**	**$ 2,782,483**	**$ 1,108,432**	**$ 2,934,322**	**$ 2,977,870**	**37.77%**
40000 - Salaries and Wages	$ 1,156,776	$ 1,237,804	$ 1,799,144	$ 2,508,375	$ 2,640,705	$ 1,062,141	$ 2,729,010	$ 2,772,558	38.92%
40002 - Non-Union Wage Increase	$ -	$ -	$ -	$ -	$ -	$ -	$ -	$ -	0.00%
40003 - Cost of Living Increase	$ -	$ -	$ -	$ -	$ -	$ -	$ -	$ -	0.00%
40005 - New Position Budget Moved to Contingency	$ -	$ -	$ -	$ -	$ -	$ -	$ -	$ -	0.00%
40007 - Equity Study Adjustments	$ -	$ -	$ -	$ -	$ -	$ -	$ -	$ -	0.00%
40009 - Salaries and Wages Subsidy	$ (1,050)	$ -	$ -	$ -	$ -	$ -	$ -	$ -	0.00%
40200 - Overtime Salaries	$ 23,588	$ 21,870	$ 58,169	$ 123,373	$ 141,778	$ 46,291	$ 205,312	$ 205,312	22.55%
Services	**$ -**	**$ -**	**$ -**	**$ (505,080)**	**$ -**	**$ -**	**$ (1,055,053)**	**$ (1,055,053)**	**0.00%**
45005 - Healthcare Contribution Contra Account	$ -	$ -	$ -	$ (492,404)	$ -	$ -	$ (597,931)	$ (597,931)	0.00%
45015 - Dental Insurance Contra Account	$ -	$ -	$ -	$ (12,676)	$ -	$ -	$ (13,845)	$ (13,845)	0.00%
45105 - FICA/SS Contribution Contra Account	$ -	$ -	$ -	$ -	$ -	$ -	$ (226,623)	$ (226,623)	0.00%
45205 - IMRF Contribution Contra Account	$ -	$ -	$ -	$ -	$ -	$ -	$ (165,116)	$ (165,116)	0.00%
53015 - Worker's Comp Contra Account	$ -	$ -	$ -	$ -	$ -	$ -	$ (51,538)	$ (51,538)	0.00%
354 Mass Vaccination Fund									
Expenses	***$ 225,821***	***$ 29,669***	***$ 3,840***	***$ -***	***$ -***	***$ -***	***$ -***	***$ -***	***0.00%***
Commodities	**$ 24,099**	**$ -**	**$ -**	**$ -**	**$ -**	**$ -**	**$ -**	**$ -**	**0.00%**
60010 - Operating Supplies	$ 24,099	$ -	$ -	$ -	$ -	$ -	$ -	$ -	0.00%
Contingency and Other	**$ -**	**$ -**	**$ -**	**$ -**	**$ -**	**$ -**	**$ -**	**$ -**	**0.00%**
89000 - Addition to Fund Balance	$ -	$ -	$ -	$ -	$ -	$ -	$ -	$ -	0.00%
Contractual Services	**$ 201,722**	**$ 29,669**	**$ 3,840**	**$ -**	**$ -**	**$ -**	**$ -**	**$ -**	**0.00%**
50150 - Contractual/Consulting Services	$ 201,722	$ 29,669	$ 3,840	$ -	$ -	$ -	$ -	$ -	0.00%

Committee Revenue Expense Budget Report - by Account Detail

Through April 30, 2026 (41.7% YTD, 42.31% Payroll Expense through Pay Period Ending 04/25/2026)

***2021, 2022, 2023, 2024, 2025 DRAFT** and 2026 Actual Fiscal Year**

Department / Fund / Account Classification	2021 Actual Amount*	2022 Actual Amount*	2023 Actual Amount*	2024 Actual Amount*	2025 Actual Amount DRAFT**	2026 Actual Amount	2026 Amended Budget	2026 Adopted Budget	2026 YTD% Actual/Amended Budget
120 Human Resource Management									
001 General Fund									
Expenses	***$ 230,337***	***$ 205,373***	***$ 263,976***	***$ 245,588***	***$ 243,485***	***$ 100,778***	***$ 252,993***	***$ 246,022***	***39.83%***
Capital	**$ -**	**$ -**	**$ -**	**$ 2,145**	**$ -**	**$ -**	**$ -**	**$ -**	**0.00%**
70080 - Office Furniture	$ -	$ -	$ -	$ -	$ -	$ -	$ -	$ -	0.00%
70090 - Office Equipment	$ -	$ -	$ -	$ 2,145	$ -	$ -	$ -	$ -	0.00%
Commodities	**$ 5,448**	**$ 4,995**	**$ 2,780**	**$ 5,575**	**$ 2,714**	**$ 2,368**	**$ 5,900**	**$ 5,900**	**40.14%**
60000 - Office Supplies	$ 2,071	$ 4,267	$ 2,295	$ 2,740	$ 2,191	$ 941	$ 3,000	$ 3,000	31.38%
60010 - Operating Supplies	$ 1,763	$ -	$ -	$ 2,381	$ 39	$ 1,113	$ 2,400	$ 2,400	46.38%
60080 - Employee Recognition Supplies	$ 1,614	$ 727	$ 485	$ 455	$ 484	$ 314	$ 500	$ 500	62.75%
Contractual Services	**$ 26,863**	**$ 10,471**	**$ 12,018**	**$ 16,905**	**$ 9,336**	**$ 2,257**	**$ 7,750**	**$ 7,750**	**29.12%**
50000 - Project Administration Services	$ 77	$ -	$ -	$ -	$ -	$ -	$ -	$ -	0.00%
52130 - Repairs and Maint- Computers	$ -	$ -	$ -	$ -	$ -	$ -	$ -	$ -	0.00%
52140 - Repairs and Maint- Copiers	$ 1,171	$ 1,072	$ 1,210	$ 605	$ 1,841	$ 621	$ 750	$ 750	82.80%
53050 - Employment Advertising	$ -	$ 85	$ 731	$ 4,752	$ 41	$ 46	$ -	$ -	0.00%
53100 - Conferences and Meetings	$ -	$ 500	$ 3,043	$ 4,392	$ 575	$ -	$ -	$ -	0.00%
53110 - Employee Training	$ 952	$ 256	$ 1,479	$ -	$ -	$ -	$ -	$ -	0.00%
53120 - Employee Mileage Expense	$ -	$ 44	$ 92	$ 248	$ 43	$ -	$ 150	$ 150	0.00%
53130 - General Association Dues	$ -	$ -	$ 732	$ 528	$ 598	$ -	$ -	$ -	0.00%
55000 - Miscellaneous Contractual Exp	$ 24,663	$ 8,514	$ 4,730	$ 6,380	$ 6,238	$ 1,590	$ 6,850	$ 6,850	23.21%
Personnel Services- Employee Benefits	**$ 31,088**	**$ 29,810**	**$ 49,754**	**$ 59,224**	**$ -**	**$ -**	**$ 95,914**	**$ 95,914**	**0.00%**
45000 - Healthcare Contribution	$ 30,049	$ 28,816	$ 47,913	$ 57,116	$ -	$ -	$ 59,644	$ 59,644	0.00%
45010 - Dental Contribution	$ 1,039	$ 993	$ 1,841	$ 2,108	$ -	$ -	$ 1,764	$ 1,764	0.00%
45100 - FICA/SS Contribution	$ -	$ -	$ -	$ -	$ -	$ -	$ 17,782	$ 17,782	0.00%
45200 - IMRF Contribution	$ -	$ -	$ -	$ -	$ -	$ -	$ 12,701	$ 12,701	0.00%
53010 - Workers Compensation	$ -	$ -	$ -	$ -	$ -	$ -	$ 4,023	$ 4,023	0.00%
Personnel Services- Salaries & Wages	**$ 166,938**	**$ 160,097**	**$ 199,425**	**$ 220,962**	**$ 231,434**	**$ 96,153**	**$ 239,343**	**$ 232,372**	**40.17%**
40000 - Salaries and Wages	$ 166,938	$ 160,097	$ 199,425	$ 220,962	$ 231,434	$ 96,153	$ 239,343	$ 232,372	40.17%
40002 - Non-Union Wage Increase	$ -	$ -	$ -	$ -	$ -	$ -	$ -	$ -	0.00%
40003 - Cost of Living Increase	$ -	$ -	$ -	$ -	$ -	$ -	$ -	$ -	0.00%
40007 - Equity Study Adjustments	$ -	$ -	$ -	$ -	$ -	$ -	$ -	$ -	0.00%
Services	**$ -**	**$ -**	**$ -**	**$ (59,224)**	**$ -**	**$ -**	**$ (95,914)**	**$ (95,914)**	**0.00%**
45005 - Healthcare Contribution Contra Account	$ -	$ -	$ -	$ (57,116)	$ -	$ -	$ (59,644)	$ (59,644)	0.00%
45015 - Dental Insurance Contra Account	$ -	$ -	$ -	$ (2,108)	$ -	$ -	$ (1,764)	$ (1,764)	0.00%
45105 - FICA/SS Contribution Contra Account	$ -	$ -	$ -	$ -	$ -	$ -	$ (17,782)	$ (17,782)	0.00%
45205 - IMRF Contribution Contra Account	$ -	$ -	$ -	$ -	$ -	$ -	$ (12,701)	$ (12,701)	0.00%
53015 - Worker's Comp Contra Account	$ -	$ -	$ -	$ -	$ -	$ -	$ (4,023)	$ (4,023)	0.00%

Committee Revenue Expense Budget Report - by Account Detail

Through April 30, 2026 (41.7% YTD, 42.31% Payroll Expense through Pay Period Ending 04/25/2026)

***2021, 2022, 2023, 2024, 2025 DRAFT** and 2026 Actual Fiscal Year**

Department / Fund / Account Classification	2021 Actual Amount*	2022 Actual Amount*	2023 Actual Amount*	2024 Actual Amount*	2025 Actual Amount DRAFT**	2026 Actual Amount	2026 Amended Budget	2026 Adopted Budget	2026 YTD% Actual/Amended Budget
010 Insurance Liability									
Expenses	***$ 3,313,916***	***$ 3,503,841***	***$ 4,232,913***	***$ 5,439,152***	***$ 4,007,045***	***$ 3,388,274***	***$ 5,482,141***	***$ 5,472,981***	***61.81%***
Capital	**$ -**	**$ 22,659**	**$ -**	**$ -**	**$ -**	**$ -**	**$ -**	**$ -**	**0.00%**
70070 - Automotive Equipment	$ -	$ 22,659	$ -	$ -	$ -	$ -	$ -	$ -	0.00%
Commodities	**$ (13)**	**$ -**	**$ -**	**$ -**	**$ -**	**$ -**	**$ -**	**$ -**	**0.00%**
60000 - Office Supplies	$ (13)	$ -	$ -	$ -	$ -	$ -	$ -	$ -	0.00%
Contingency and Other	**$ -**	**$ -**	**$ -**	**$ -**	**$ -**	**$ -**	**$ -**	**$ -**	**0.00%**
89000 - Addition to Fund Balance	$ -	$ -	$ -	$ -	$ -	$ -	$ -	$ -	0.00%
Contractual Services	**$ 2,182,801**	**$ 2,801,437**	**$ 2,959,226**	**$ 3,299,104**	**$ 2,440,377**	**$ 2,505,719**	**$ 3,239,640**	**$ 3,239,640**	**77.35%**
50000 - Project Administration Services	$ 117,829	$ 103,715	$ 87,090	$ 79,432	$ 53,770	$ 112,739	$ 135,500	$ 135,500	83.20%
50150 - Contractual/Consulting Services	$ 82,494	$ 112,114	$ 831	$ 1,094	$ -	$ 1,531	$ 185,000	$ 185,000	0.83%
53000 - Liability Insurance	$ 1,984,178	$ 2,594,794	$ 2,814,506	$ 3,140,823	$ 2,305,584	$ 2,343,358	$ 2,837,940	$ 2,837,940	82.57%
53020 - Unemployment Claims	$ (1,700)	$ (9,186)	$ 56,799	$ 77,756	$ 80,759	$ 48,090	$ 80,000	$ 80,000	60.11%
53130 - General Association Dues	$ -	$ -	$ -	$ -	$ 264	$ -	$ 1,200	$ 1,200	0.00%
Personnel Services- Employee Benefits	**$ 607,281**	**$ 543,154**	**$ 1,114,693**	**$ 1,964,756**	**$ 1,312,721**	**$ 766,987**	**$ 87,179**	**$ 86,040**	**879.78%**
45000 - Healthcare Contribution	$ 6,061	$ 12,177	$ 19,025	$ 21,219	$ 44,228	$ 20,502	$ 44,150	$ 44,150	46.44%
45010 - Dental Contribution	$ 238	$ 486	$ 889	$ 1,027	$ 1,303	$ 728	$ 1,220	$ 1,220	59.66%
45100 - FICA/SS Contribution	$ 8,035	$ 9,988	$ 11,455	$ 12,515	$ 18,146	$ 8,078	$ 21,072	$ 20,458	38.33%
45200 - IMRF Contribution	$ 9,493	$ 8,836	$ 7,776	$ 7,516	$ 12,923	$ 6,853	$ 16,109	$ 15,584	42.54%
53010 - Workers Compensation	$ 583,453	$ 511,667	$ 1,075,548	$ 1,922,480	$ 1,236,121	$ 730,827	$ 4,628	$ 4,628	15,791.43%
Personnel Services- Salaries & Wages	**$ 105,936**	**$ 133,016**	**$ 154,916**	**$ 171,310**	**$ 249,011**	**$ 110,633**	**$ 275,388**	**$ 267,367**	**40.17%**
40000 - Salaries and Wages	$ 105,936	$ 133,016	$ 154,916	$ 171,310	$ 249,011	$ 110,633	$ 275,388	$ 267,367	40.17%
40002 - Non-Union Wage Increase	$ -	$ -	$ -	$ -	$ -	$ -	$ -	$ -	0.00%
40003 - Cost of Living Increase	$ -	$ -	$ -	$ -	$ -	$ -	$ -	$ -	0.00%
Services	**$ -**	**$ -**	**$ -**	**$ -**	**$ -**	**$ -**	**$ 1,874,999**	**$ 1,874,999**	**0.00%**
53011 - Worker's Compensation Claims	$ -	$ -	$ -	$ -	$ -	$ -	$ 1,874,999	$ 1,874,999	0.00%
Transfers Out	**$ 417,912**	**$ 3,575**	**$ 4,078**	**$ 3,981**	**$ 4,935**	**$ 4,935**	**$ 4,935**	**$ 4,935**	**100.00%**
99000 - Transfer To Other Funds	$ 417,912	$ -	$ -	$ -	$ -	$ -	$ -	$ -	0.00%
99001 - Transfer to General Fund 001	$ -	$ 3,575	$ 4,078	$ 3,981	$ 4,935	$ 4,935	$ 4,935	$ 4,935	100.00%
246 Employee Events Fund									
Revenue	***$ 401***	***$ 320***	***$ 1,596***	***$ 2,284***	***$ 2,415***	***$ 651***	***$ 1,301***	***$ 1,301***	***50.03%***
Interest Revenue	**$ (1)**	**$ (256)**	**$ 981**	**$ 1,280**	**$ 1,417**	**$ 205**	**$ 501**	**$ 501**	**40.91%**
38000 - Investment Income	$ (1)	$ (256)	$ 981	$ 1,280	$ 1,417	$ 205	$ 501	$ 501	40.91%
Other	**$ -**	**$ -**	**$ -**	**$ -**	**$ -**	**$ -**	**$ -**	**$ -**	**0.00%**
39900 - Fund Balance Utilization	$ -	$ -	$ -	$ -	$ -	$ -	$ -	$ -	0.00%
Reimbursements	**$ 402**	**$ 575**	**$ 616**	**$ 1,004**	**$ 999**	**$ 446**	**$ 800**	**$ 800**	**55.75%**
37900 - Miscellaneous Reimbursement	$ 402	$ 575	$ 616	$ 1,004	$ 999	$ 446	$ 800	$ 800	55.75%
Expenses	***$ -***	***$ 1,044***	***$ -***	***$ -***	***$ -***	***$ -***	***$ 1,301***	***$ 1,301***	***0.00%***
Commodities	**$ -**	**$ 1,044**	**$ -**	**$ -**	**$ -**	**$ -**	**$ 984**	**$ 984**	**0.00%**
60080 - Employee Recognition Supplies	$ -	$ 1,044	$ -	$ -	$ -	$ -	$ 984	$ 984	0.00%
Contingency and Other	**$ -**	**$ -**	**$ -**	**$ -**	**$ -**	**$ -**	**$ 317**	**$ 317**	**0.00%**
89000 - Addition to Fund Balance	$ -	$ -	$ -	$ -	$ -	$ -	$ 317	$ 317	0.00%

Committee Revenue Expense Budget Report - by Account Detail

Through April 30, 2026 (41.7% YTD, 42.31% Payroll Expense through Pay Period Ending 04/25/2026)

***2021, 2022, 2023, 2024, 2025 DRAFT** and 2026 Actual Fiscal Year**

Department / Fund / Account Classification	2021 Actual Amount*	2022 Actual Amount*	2023 Actual Amount*	2024 Actual Amount*	2025 Actual Amount DRAFT**	2026 Actual Amount	2026 Amended Budget	2026 Adopted Budget	2026 YTD% Actual/Amended Budget
001 General Fund									
Expenses	***$ 253,044***	***$ 256,907***	***$ 272,298***	***$ 282,428***	***$ 356,683***	***$ 125,422***	***$ 381,107***	***$ 381,107***	***32.91%***
Capital	**$ -**	**$ -**	**$ -**	**$ -**	**$ -**	**$ -**	**$ -**	**$ -**	**0.00%**
70100 - Copiers	$ -	$ -	$ -	$ -	$ -	$ -	$ -	$ -	0.00%
Commodities	**$ 1,246**	**$ 1,271**	**$ 734**	**$ 540**	**$ 1,131**	**$ 197**	**$ 1,288**	**$ 1,288**	**15.30%**
60000 - Office Supplies	$ 1,246	$ 1,271	$ 734	$ 540	$ 1,131	$ 197	$ 1,288	$ 1,288	15.30%
Contractual Services	**$ 8,301**	**$ 12,305**	**$ 6,245**	**$ 6,615**	**$ 39,016**	**$ 4,020**	**$ 24,538**	**$ 24,538**	**16.38%**
50150 - Contractual/Consulting Services	$ -	$ -	$ -	$ -	$ 30,034	$ 180	$ 7,725	$ 7,725	2.33%
50340 - Software Licensing Cost	$ 9	$ -	$ -	$ -	$ -	$ -	$ -	$ -	0.00%
52140 - Repairs and Maint- Copiers	$ 131	$ 213	$ 98	$ 79	$ 251	$ 75	$ 412	$ 412	18.25%
53100 - Conferences and Meetings	$ 3,143	$ 9,908	$ 4,992	$ 5,832	$ 6,746	$ 1,954	$ 9,270	$ 9,270	21.08%
53110 - Employee Training	$ 3,378	$ 395	$ 15	$ -	$ 185	$ 514	$ 4,383	$ 4,383	11.73%
53120 - Employee Mileage Expense	$ 149	$ 169	$ -	$ 4	$ 801	$ 296	$ 528	$ 528	56.02%
53130 - General Association Dues	$ 1,491	$ 1,620	$ 1,140	$ 700	$ 1,000	$ 1,000	$ 2,220	$ 2,220	45.05%
Personnel Services- Employee Benefits	**$ 15,113**	**$ 11,050**	**$ 21,427**	**$ 8,184**	**$ -**	**$ -**	**$ 95,703**	**$ 95,703**	**0.00%**
45000 - Healthcare Contribution	$ 14,855	$ 10,794	$ 20,947	$ 7,909	$ -	$ -	$ 38,179	$ 38,179	0.00%
45010 - Dental Contribution	$ 258	$ 256	$ 480	$ 275	$ -	$ -	$ 943	$ 943	0.00%
45100 - FICA/SS Contribution	$ -	$ -	$ -	$ -	$ -	$ -	$ 27,189	$ 27,189	0.00%
45200 - IMRF Contribution	$ -	$ -	$ -	$ -	$ -	$ -	$ 23,241	$ 23,241	0.00%
53010 - Workers Compensation	$ -	$ -	$ -	$ -	$ -	$ -	$ 6,151	$ 6,151	0.00%
Personnel Services- Salaries & Wages	**$ 228,385**	**$ 232,282**	**$ 243,893**	**$ 275,273**	**$ 316,536**	**$ 121,206**	**$ 355,281**	**$ 355,281**	**34.12%**
40000 - Salaries and Wages	$ 228,385	$ 232,282	$ 243,893	$ 275,273	$ 316,536	$ 121,206	$ 355,281	$ 355,281	34.12%
40002 - Non-Union Wage Increase	$ -	$ -	$ -	$ -	$ -	$ -	$ -	$ -	0.00%
40003 - Cost of Living Increase	$ -	$ -	$ -	$ -	$ -	$ -	$ -	$ -	0.00%
Services	**$ -**	**$ -**	**$ -**	**$ (8,184)**	**$ -**	**$ -**	**$ (95,703)**	**$ (95,703)**	**0.00%**
45005 - Healthcare Contribution Contra Account	$ -	$ -	$ -	$ (7,909)	$ -	$ -	$ (38,179)	$ (38,179)	0.00%
45015 - Dental Insurance Contra Account	$ -	$ -	$ -	$ (275)	$ -	$ -	$ (943)	$ (943)	0.00%
45105 - FICA/SS Contribution Contra Account	$ -	$ -	$ -	$ -	$ -	$ -	$ (27,189)	$ (27,189)	0.00%
45205 - IMRF Contribution Contra Account	$ -	$ -	$ -	$ -	$ -	$ -	$ (23,241)	$ (23,241)	0.00%
53015 - Worker's Comp Contra Account	$ -	$ -	$ -	$ -	$ -	$ -	$ (6,151)	$ (6,151)	0.00%
020 The Stipend Fund									
Revenue	***$ -***	***$ -***	***$ -***	***$ 6,500***	***$ 6,500***	***$ 6,500***	***$ 6,500***	***$ 6,500***	***100.00%***
Reimbursements	**$ -**	**$ -**	**$ -**	**$ 6,500**	**$ 6,500**	**$ 6,500**	**$ 6,500**	**$ 6,500**	**100.00%**
37115 - State Stipend Certain EO and DH	$ -	$ -	$ -	$ 6,500	$ 6,500	$ 6,500	$ 6,500	$ 6,500	100.00%
Expenses	***$ -***	***$ -***	***$ -***	***$ 6,500***	***$ 6,500***	***$ 6,997***	***$ 6,500***	***$ 6,500***	***107.65%***
Personnel Services- Employee Benefits	**$ -**	**$ -**	**$ -**	**$ -**	**$ -**	**$ 497**	**$ 1,037**	**$ 1,037**	**47.95%**
45100 - FICA/SS Contribution	$ -	$ -	$ -	$ -	$ -	$ 497	$ 498	$ 498	99.85%
45200 - IMRF Contribution	$ -	$ -	$ -	$ -	$ -	$ -	$ 426	$ 426	0.00%
53010 - Workers Compensation	$ -	$ -	$ -	$ -	$ -	$ -	$ 113	$ 113	0.00%
Personnel Services- Salaries & Wages	**$ -**	**$ -**	**$ -**	**$ 6,500**	**$ 6,500**	**$ 6,500**	**$ 6,500**	**$ 6,500**	**100.00%**
40000 - Salaries and Wages	$ -	$ -	$ -	$ 6,500	$ 6,500	$ 6,500	$ 6,500	$ 6,500	100.00%
Services	**$ -**	**$ -**	**$ -**	**$ -**	**$ -**	**$ -**	**$ (1,037)**	**$ (1,037)**	**0.00%**
45105 - FICA/SS Contribution Contra Account	$ -	$ -	$ -	$ -	$ -	$ -	$ (498)	$ (498)	0.00%
45205 - IMRF Contribution Contra Account	$ -	$ -	$ -	$ -	$ -	$ -	$ (426)	$ (426)	0.00%
53015 - Worker's Comp Contra Account	$ -	$ -	$ -	$ -	$ -	$ -	$ (113)	$ (113)	0.00%

Committee Revenue Expense Budget Report - by Account Detail

Through April 30, 2026 (41.7% YTD, 42.31% Payroll Expense through Pay Period Ending 04/25/2026)

***2021, 2022, 2023, 2024, 2025 DRAFT** and 2026 Actual Fiscal Year**

Department / Fund / Account Classification	2021 Actual Amount*	2022 Actual Amount*	2023 Actual Amount*	2024 Actual Amount*	2025 Actual Amount DRAFT**	2026 Actual Amount	2026 Amended Budget	2026 Adopted Budget	2026 YTD% Actual/Amended Budget
150 Treasurer/Collector									
001 General Fund									
Revenue	***$ 2,637,368***	***$ 1,740,387***	***$ 1,973,644***	***$ 2,040,107***	***$ 2,053,507***	***$ 89,840***	***$ 1,757,711***	***$ 1,757,711***	***5.11%***
Other	**$ -**	**$ -**	**$ -**	**$ -**	**$ -**	**$ -**	**$ -**	**$ -**	**0.00%**
38900 - Miscellaneous Other	$ -	$ -	$ -	$ -	$ -	$ -	$ -	$ -	0.00%
Charges for Services	**$ -**	**$ -**	**$ -**	**$ -**	**$ -**	**$ -**	**$ -**	**$ -**	**0.00%**
34850 - Treasurer/Collector Fees	$ -	$ -	$ -	$ -	$ -	$ -	$ -	$ -	0.00%
Transfers In	**$ 60,917**	**$ 96,515**	**$ 177,226**	**$ 21,000**	**$ 89,840**	**$ 89,840**	**$ 89,840**	**$ 89,840**	**100.00%**
39000 - Transfer From Other Funds	$ 60,917	$ -	$ -	$ -	$ -	$ -	$ -	$ -	0.00%
39268 - Transfer from Sale and Error Fund 268	$ -	$ 96,515	$ 177,226	$ 21,000	$ 89,840	$ 89,840	$ 89,840	$ 89,840	100.00%
Fines	**$ 2,576,451**	**$ 1,643,872**	**$ 1,796,418**	**$ 2,019,107**	**$ 1,963,667**	**$ -**	**$ 1,667,871**	**$ 1,667,871**	**0.00%**
30010 - Back Taxes- Interest and Penalty	$ 2,576,451	$ 1,643,872	$ 1,796,418	$ 2,019,107	$ 1,963,667	$ -	$ 1,667,871	$ 1,667,871	0.00%
Expenses	***$ 814,070***	***$ 889,000***	***$ 906,093***	***$ 924,563***	***$ 947,978***	***$ 430,397***	***$ 1,078,276***	***$ 1,078,276***	***39.92%***
Capital	**$ -**	**$ -**	**$ 17,831**	**$ 1,894**	**$ -**	**$ -**	**$ -**	**$ -**	**0.00%**
70050 - Printers	$ -	$ -	$ 17,831	$ 1,894	$ -	$ -	$ -	$ -	0.00%
Commodities	**$ 8,099**	**$ 14,380**	**$ 21,175**	**$ 38,168**	**$ 41,077**	**$ 5,738**	**$ 8,961**	**$ 8,961**	**64.04%**
60000 - Office Supplies	$ 4,040	$ 6,262	$ 6,447	$ 2,612	$ 2,914	$ 4,908	$ 4,120	$ 4,120	119.13%
60010 - Operating Supplies	$ 395	$ 395	$ 419	$ 856	$ 558	$ 100	$ 1,030	$ 1,030	9.71%
60020 - Computer Related Supplies	$ 3,663	$ 3,407	$ 2,387	$ 2,771	$ 2,766	$ 730	$ 3,811	$ 3,811	19.16%
60040 - Postage	$ -	$ -	$ -	$ 31,929	$ 34,839	$ -	$ -	$ -	0.00%
60050 - Books and Subscriptions	$ -	$ -	$ 11,921	$ -	$ -	$ -	$ -	$ -	0.00%
60055 - Office Equipment - Non Capital	$ -	$ 4,316	$ -	$ -	$ -	$ -	$ -	$ -	0.00%
60265 - Public Health Commodities - Coronavirus	$ -	$ -	$ -	$ -	$ -	$ -	$ -	$ -	0.00%
Contingency and Other	**$ -**	**$ -**	**$ -**	**$ -**	**$ -**	**$ -**	**$ -**	**$ -**	**0.00%**
89000 - Addition to Fund Balance	$ -	$ -	$ -	$ -	$ -	$ -	$ -	$ -	0.00%
Contractual Services	**$ 75,142**	**$ 64,696**	**$ 37,673**	**$ 143,039**	**$ 137,697**	**$ 95,661**	**$ 145,987**	**$ 145,987**	**65.53%**
50164 - Bank Service Charges	$ -	$ -	$ -	$ -	$ -	$ -	$ -	$ -	0.00%
52130 - Repairs and Maint- Computers	$ 2,280	$ 1,710	$ 2,280	$ 2,357	$ 2,849	$ 51	$ 1,000	$ 1,000	5.14%
52140 - Repairs and Maint- Copiers	$ 91	$ 115	$ 83	$ 26	$ -	$ -	$ -	$ -	0.00%
53060 - General Printing	$ 20,155	$ 21,227	$ 15,908	$ 25,092	$ 13,133	$ -	$ 22,660	$ 22,660	0.00%
53070 - Legal Printing	$ 52,316	$ 37,483	$ 18,404	$ 37,758	$ 36,957	$ 14,840	$ 38,625	$ 38,625	38.42%
53100 - Conferences and Meetings	$ -	$ 1,185	$ -	$ 4,458	$ 9,331	$ 2,586	$ 7,233	$ 7,233	35.75%
53120 - Employee Mileage Expense	$ 300	$ 601	$ 394	$ 1,412	$ 1,228	$ 1,185	$ 2,000	$ 2,000	59.23%
53130 - General Association Dues	$ -	$ 2,125	$ 200	$ -	$ -	$ -	$ -	$ -	0.00%
55000 - Miscellaneous Contractual Exp	$ -	$ 250	$ 404	$ 71,935	$ 74,200	$ 77,000	$ 74,469	$ 74,469	103.40%
Personnel Services- Employee Benefits	**$ 103,895**	**$ 130,615**	**$ 111,979**	**$ 130,433**	**$ -**	**$ -**	**$ 316,161**	**$ 316,161**	**0.00%**
45000 - Healthcare Contribution	$ 100,820	$ 127,602	$ 109,503	$ 127,683	$ -	$ -	$ 172,878	$ 172,878	0.00%
45010 - Dental Contribution	$ 3,075	$ 3,013	$ 2,476	$ 2,750	$ -	$ -	$ 4,418	$ 4,418	0.00%
45100 - FICA/SS Contribution	$ -	$ -	$ -	$ -	$ -	$ -	$ 70,649	$ 70,649	0.00%
45200 - IMRF Contribution	$ -	$ -	$ -	$ -	$ -	$ -	$ 52,238	$ 52,238	0.00%
53010 - Workers Compensation	$ -	$ -	$ -	$ -	$ -	$ -	$ 15,978	$ 15,978	0.00%
Personnel Services- Salaries & Wages	**$ 626,934**	**$ 679,309**	**$ 717,435**	**$ 741,462**	**$ 769,203**	**$ 328,998**	**$ 923,328**	**$ 923,328**	**35.63%**
40000 - Salaries and Wages	$ 626,934	$ 679,309	$ 717,435	$ 741,462	$ 769,203	$ 328,998	$ 923,328	$ 923,328	35.63%
40003 - Cost of Living Increase	$ -	$ -	$ -	$ -	$ -	$ -	$ -	$ -	0.00%
Services	**$ -**	**$ -**	**$ -**	**$ (130,433)**	**$ -**	**$ -**	**$ (316,161)**	**$ (316,161)**	**0.00%**
45005 - Healthcare Contribution Contra Account	$ -	$ -	$ -	$ (127,683)	$ -	$ -	$ (172,878)	$ (172,878)	0.00%

Committee Revenue Expense Budget Report - by Account Detail

Through April 30, 2026 (41.7% YTD, 42.31% Payroll Expense through Pay Period Ending 04/25/2026)

***2021, 2022, 2023, 2024, 2025 DRAFT** and 2026 Actual Fiscal Year**

Department / Fund / Account Classification	2021 Actual Amount*	2022 Actual Amount*	2023 Actual Amount*	2024 Actual Amount*	2025 Actual Amount DRAFT**	2026 Actual Amount	2026 Amended Budget	2026 Adopted Budget	2026 YTD% Actual/Amended Budget
45015 - Dental Insurance Contra Account	$ -	$ -	$ -	$ (2,750)	$ -	$ -	$ (4,418)	$ (4,418)	0.00%
45105 - FICA/SS Contribution Contra Account	$ -	$ -	$ -	$ -	$ -	$ -	$ (70,649)	$ (70,649)	0.00%
45205 - IMRF Contribution Contra Account	$ -	$ -	$ -	$ -	$ -	$ -	$ (52,238)	$ (52,238)	0.00%
53015 - Worker's Comp Contra Account	$ -	$ -	$ -	$ -	$ -	$ -	$ (15,978)	$ (15,978)	0.00%
020 The Stipend Fund									
Revenue	***$ -***	***$ -***	***$ -***	***$ 6,500***	***$ 6,500***	***$ -***	***$ 6,500***	***$ 6,500***	***0.00%***
Reimbursements	**$ -**	**$ -**	**$ -**	**$ 6,500**	**$ 6,500**	**$ -**	**$ 6,500**	**$ 6,500**	**0.00%**
37115 - State Stipend Certain EO and DH	$ -	$ -	$ -	$ 6,500	$ 6,500	$ -	$ 6,500	$ 6,500	0.00%
Expenses	***$ -***	***$ -***	***$ -***	***$ 6,500***	***$ 6,500***	***$ -***	***$ 6,500***	***$ 6,500***	***0.00%***
Personnel Services- Employee Benefits	**$ -**	**$ -**	**$ -**	**$ -**	**$ -**	**$ -**	**$ 611**	**$ 611**	**0.00%**
45100 - FICA/SS Contribution	$ -	$ -	$ -	$ -	$ -	$ -	$ 498	$ 498	0.00%
53010 - Workers Compensation	$ -	$ -	$ -	$ -	$ -	$ -	$ 113	$ 113	0.00%
Personnel Services- Salaries & Wages	**$ -**	**$ -**	**$ -**	**$ 6,500**	**$ 6,500**	**$ -**	**$ 6,500**	**$ 6,500**	**0.00%**
40000 - Salaries and Wages	$ -	$ -	$ -	$ 6,500	$ 6,500	$ -	$ 6,500	$ 6,500	0.00%
Services	**$ -**	**$ -**	**$ -**	**$ -**	**$ -**	**$ -**	**$ (611)**	**$ (611)**	**0.00%**
45105 - FICA/SS Contribution Contra Account	$ -	$ -	$ -	$ -	$ -	$ -	$ (498)	$ (498)	0.00%
53015 - Worker's Comp Contra Account	$ -	$ -	$ -	$ -	$ -	$ -	$ (113)	$ (113)	0.00%
150 Tax Sale Automation									
Revenue	***$ 128,315***	***$ 68,919***	***$ 127,950***	***$ 149,047***	***$ 156,245***	***$ 7,406***	***$ 278,210***	***$ 278,210***	***2.66%***
Interest Revenue	**$ (307)**	**$ (10,506)**	**$ 34,701**	**$ 44,483**	**$ 49,399**	**$ 7,406**	**$ 28,000**	**$ 28,000**	**26.45%**
38000 - Investment Income	$ (307)	$ (10,506)	$ 34,701	$ 44,483	$ 49,399	$ 7,406	$ 28,000	$ 28,000	26.45%
Other	**$ 4,833**	**$ 4,262**	**$ 6,149**	**$ 11,276**	**$ 15,440**	**$ -**	**$ 144,110**	**$ 144,110**	**0.00%**
38900 - Miscellaneous Other	$ 4,833	$ 4,262	$ 6,149	$ 11,276	$ 15,440	$ -	$ 6,100	$ 6,100	0.00%
39900 - Fund Balance Utilization	$ -	$ -	$ -	$ -	$ -	$ -	$ 138,010	$ 138,010	0.00%
Charges for Services	**$ 97,889**	**$ 75,164**	**$ 87,100**	**$ 93,288**	**$ 91,406**	**$ -**	**$ 106,100**	**$ 106,100**	**0.00%**
34040 - Electronic Information Srvs Fees	$ 39,065	$ 23,435	$ 25,130	$ 26,510	$ 25,970	$ -	$ 25,300	$ 25,300	0.00%
34850 - Treasurer/Collector Fees	$ 58,824	$ 46,450	$ 54,850	$ 60,928	$ 59,040	$ -	$ 55,100	$ 55,100	0.00%
35420 - KEEP/C-PACE Admin Fees	$ -	$ -	$ 2,400	$ 1,200	$ 1,200	$ -	$ 21,000	$ 21,000	0.00%
35900 - Miscellaneous Fees	$ -	$ 5,279	$ 4,720	$ 4,650	$ 5,196	$ -	$ 4,700	$ 4,700	0.00%
Transfers In	**$ 25,900**	**$ -**	**$ -**	**$ -**	**$ -**	**$ -**	**$ -**	**$ -**	**0.00%**
39000 - Transfer From Other Funds	$ 25,900	$ -	$ -	$ -	$ -	$ -	$ -	$ -	0.00%
Expenses	***$ 45,942***	***$ -***	***$ 82,527***	***$ 50,438***	***$ 60,691***	***$ 5,806***	***$ 278,210***	***$ 278,210***	***2.09%***
Capital	**$ 3,789**	**$ -**	**$ -**	**$ -**	**$ -**	**$ -**	**$ 33,500**	**$ 33,500**	**0.00%**
70050 - Printers	$ 430	$ -	$ -	$ -	$ -	$ -	$ 10,000	$ 10,000	0.00%
70080 - Office Furniture	$ 2,453	$ -	$ -	$ -	$ -	$ -	$ 3,500	$ 3,500	0.00%
70090 - Office Equipment	$ 906	$ -	$ -	$ -	$ -	$ -	$ 10,000	$ 10,000	0.00%
70100 - Copiers	$ -	$ -	$ -	$ -	$ -	$ -	$ 10,000	$ 10,000	0.00%
Commodities	**$ 1,881**	**$ -**	**$ 31,942**	**$ -**	**$ -**	**$ -**	**$ 10,300**	**$ 10,300**	**0.00%**
60000 - Office Supplies	$ 1,281	$ -	$ -	$ -	$ -	$ -	$ 3,090	$ 3,090	0.00%
60010 - Operating Supplies	$ -	$ -	$ -	$ -	$ -	$ -	$ 2,575	$ 2,575	0.00%
60020 - Computer Related Supplies	$ 600	$ -	$ -	$ -	$ -	$ -	$ 2,575	$ 2,575	0.00%
60040 - Postage	$ -	$ -	$ 31,942	$ -	$ -	$ -	$ -	$ -	0.00%
60050 - Books and Subscriptions	$ -	$ -	$ -	$ -	$ -	$ -	$ 2,060	$ 2,060	0.00%

Committee Revenue Expense Budget Report - by Account Detail

Through April 30, 2026 (41.7% YTD, 42.31% Payroll Expense through Pay Period Ending 04/25/2026)

***2021, 2022, 2023, 2024, 2025 DRAFT** and 2026 Actual Fiscal Year**

Department / Fund / Account Classification	2021 Actual Amount*	2022 Actual Amount*	2023 Actual Amount*	2024 Actual Amount*	2025 Actual Amount DRAFT**	2026 Actual Amount	2026 Amended Budget	2026 Adopted Budget	2026 YTD% Actual/Amended Budget
Contingency and Other	**$ -**	**$ -**	**$ -**	**$ -**	**$ -**	**$ -**	**$ -**	**$ -**	**0.00%**
89000 - Addition to Fund Balance	$ -	$ -	$ -	$ -	$ -	$ -	$ -	$ -	0.00%
Contractual Services	**$ 3,557**	**$ -**	**$ 4,273**	**$ 2,178**	**$ 7,698**	**$ -**	**$ 164,008**	**$ 164,008**	**0.00%**
50150 - Contractual/Consulting Services	$ -	$ -	$ -	$ -	$ -	$ -	$ 10,516	$ 10,516	0.00%
52130 - Repairs and Maint- Computers	$ -	$ -	$ -	$ -	$ -	$ -	$ 3,090	$ 3,090	0.00%

Committee Revenue Expense Budget Report - by Account Detail

Through April 30, 2026 (41.7% YTD, 42.31% Payroll Expense through Pay Period Ending 04/25/2026)

***2021, 2022, 2023, 2024, 2025 DRAFT** and 2026 Actual Fiscal Year**

Department / Fund / Account Classification	2021 Actual Amount*	2022 Actual Amount*	2023 Actual Amount*	2024 Actual Amount*	2025 Actual Amount DRAFT**	2026 Actual Amount	2026 Amended Budget	2026 Adopted Budget	2026 YTD% Actual/Amended Budget
52140 - Repairs and Maint- Copiers	$ -	$ -	$ -	$ -	$ -	$ -	$ 2,575	$ 2,575	0.00%
52240 - Repairs and Maint- Office Equip	$ -	$ -	$ -	$ -	$ -	$ -	$ 2,060	$ 2,060	0.00%
53000 - Liability Insurance	$ 665	$ -	$ 1,022	$ 2,143	$ 7,595	$ -	$ 2,203	$ 2,203	0.00%
53020 - Unemployment Claims	$ 21	$ -	$ 14	$ 35	$ 103	$ -	$ 36	$ 36	0.00%
53060 - General Printing	$ -	$ -	$ -	$ -	$ -	$ -	$ 22,660	$ 22,660	0.00%
53070 - Legal Printing	$ -	$ -	$ -	$ -	$ -	$ -	$ 38,625	$ 38,625	0.00%
53100 - Conferences and Meetings	$ 527	$ -	$ 2,366	$ -	$ -	$ -	$ 5,778	$ 5,778	0.00%
53110 - Employee Training	$ 1,429	$ -	$ -	$ -	$ -	$ -	$ 2,575	$ 2,575	0.00%
53120 - Employee Mileage Expense	$ -	$ -	$ 351	$ -	$ -	$ -	$ 3,090	$ 3,090	0.00%
53130 - General Association Dues	$ 915	$ -	$ 520	$ -	$ -	$ -	$ 4,120	$ 4,120	0.00%
55000 - Miscellaneous Contractual Exp	$ -	$ -	$ -	$ -	$ -	$ -	$ 66,680	$ 66,680	0.00%
Personnel Services- Employee Benefits	**$ 3,578**	**$ -**	**$ 3,702**	**$ 4,644**	**$ 8,083**	**$ -**	**$ 5,545**	**$ 5,545**	**0.00%**
45000 - Healthcare Contribution	$ -	$ -	$ -	$ -	$ -	$ -	$ -	$ -	0.00%
45010 - Dental Contribution	$ -	$ -	$ -	$ -	$ -	$ -	$ -	$ -	0.00%
45100 - FICA/SS Contribution	$ 2,535	$ -	$ 2,925	$ 3,109	$ 2,992	$ -	$ 4,522	$ 4,522	0.00%
45200 - IMRF Contribution	$ -	$ -	$ -	$ 60	$ -	$ -	$ -	$ -	0.00%
53010 - Workers Compensation	$ 1,043	$ -	$ 777	$ 1,475	$ 5,091	$ -	$ 1,023	$ 1,023	0.00%
Personnel Services- Salaries & Wages	**$ 33,137**	**$ -**	**$ 38,239**	**$ 40,644**	**$ 39,105**	**$ -**	**$ 59,051**	**$ 59,051**	**0.00%**
40000 - Salaries and Wages	$ 33,137	$ -	$ 38,239	$ 40,644	$ 39,105	$ -	$ 59,051	$ 59,051	0.00%
40003 - Cost of Living Increase	$ -	$ -	$ -	$ -	$ -	$ -	$ -	$ -	0.00%
Transfers Out	**$ -**	**$ -**	**$ 4,370**	**$ 2,971**	**$ 5,806**	**$ 5,806**	**$ 5,806**	**$ 5,806**	**100.00%**
99001 - Transfer to General Fund 001	$ -	$ -	$ 4,370	$ 2,971	$ 5,806	$ 5,806	$ 5,806	$ 5,806	100.00%
268 Sale & Error									
Revenue	***$ 127,297***	***$ 89,588***	***$ 112,200***	***$ 143,420***	***$ 111,353***	***$ 4,070***	***$ 103,000***	***$ 103,000***	***3.95%***
Interest Revenue	**$ (264)**	**$ (7,452)**	**$ 28,653**	**$ 28,806**	**$ 32,392**	**$ 4,070**	**$ 23,000**	**$ 23,000**	**17.69%**
38000 - Investment Income	$ (264)	$ (7,452)	$ 28,653	$ 28,806	$ 32,392	$ 4,070	$ 23,000	$ 23,000	17.69%
Other	**$ -**	**$ -**	**$ -**	**$ -**	**$ -**	**$ -**	**$ -**	**$ -**	**0.00%**
38900 - Miscellaneous Other	$ -	$ -	$ -	$ -	$ -	$ -	$ -	$ -	0.00%
39900 - Fund Balance Utilization	$ -	$ -	$ -	$ -	$ -	$ -	$ -	$ -	0.00%
Charges for Services	**$ 94,161**	**$ 97,040**	**$ 83,547**	**$ 114,615**	**$ 78,961**	**$ -**	**$ 80,000**	**$ 80,000**	**0.00%**
34115 - Sale in Error Fee	$ 94,161	$ 97,040	$ 83,547	$ 114,615	$ 78,961	$ -	$ 80,000	$ 80,000	0.00%
Transfers In	**$ 33,400**	**$ -**	**$ -**	**$ -**	**$ -**	**$ -**	**$ -**	**$ -**	**0.00%**
39000 - Transfer From Other Funds	$ 33,400	$ -	$ -	$ -	$ -	$ -	$ -	$ -	0.00%
Expenses	***$ 35,917***	***$ 96,515***	***$ 177,226***	***$ 21,000***	***$ 89,840***	***$ 89,840***	***$ 103,000***	***$ 103,000***	***87.22%***
Contingency and Other	**$ -**	**$ -**	**$ -**	**$ -**	**$ -**	**$ -**	**$ 13,160**	**$ 13,160**	**0.00%**
89000 - Addition to Fund Balance	$ -	$ -	$ -	$ -	$ -	$ -	$ 13,160	$ 13,160	0.00%
Transfers Out	**$ 35,917**	**$ 96,515**	**$ 177,226**	**$ 21,000**	**$ 89,840**	**$ 89,840**	**$ 89,840**	**$ 89,840**	**100.00%**
99000 - Transfer To Other Funds	$ 35,917	$ -	$ -	$ -	$ -	$ -	$ -	$ -	0.00%
99001 - Transfer to General Fund 001	$ -	$ 96,515	$ 177,226	$ 21,000	$ 89,840	$ 89,840	$ 89,840	$ 89,840	100.00%

Committee Revenue Expense Budget Report - by Account Detail

Through April 30, 2026 (41.7% YTD, 42.31% Payroll Expense through Pay Period Ending 04/25/2026)

***2021, 2022, 2023, 2024, 2025 DRAFT** and 2026 Actual Fiscal Year**

Department / Fund / Account Classification	2021 Actual Amount*	2022 Actual Amount*	2023 Actual Amount*	2024 Actual Amount*	2025 Actual Amount DRAFT**	2026 Actual Amount	2026 Amended Budget	2026 Adopted Budget	2026 YTD% Actual/Amended Budget
170 Supervisor of Assessments									
001 General Fund									
Revenue	***$ 96,580***	***$ 89,850***	***$ 79,441***	***$ 82,078***	***$ 83,370***	***$ 31,887***	***$ 85,957***	***$ 85,957***	***37.10%***
Reimbursements	**$ 67,797**	**$ 69,153**	**$ 71,227**	**$ 74,456**	**$ 76,943**	**$ 26,105**	**$ 79,457**	**$ 79,457**	**32.85%**
37020 - Sup of Assr Salary Reimbursement	$ 67,797	$ 69,153	$ 71,227	$ 74,456	$ 76,943	$ 26,105	$ 79,457	$ 79,457	32.85%
Charges for Services	**$ 28,783**	**$ 20,697**	**$ 8,214**	**$ 7,621**	**$ 6,428**	**$ 5,782**	**$ 6,500**	**$ 6,500**	**88.95%**
34050 - Mapping Royalties Fees	$ 8,537	$ 4,907	$ 7,053	$ 6,491	$ 5,478	$ 5,287	$ 5,500	$ 5,500	96.12%
34060 - Assessor Fees	$ 20,247	$ 15,789	$ 1,160	$ 1,130	$ 950	$ 495	$ 1,000	$ 1,000	49.50%
Expenses	***$ 1,165,762***	***$ 1,142,953***	***$ 1,352,112***	***$ 1,097,711***	***$ 1,123,301***	***$ 449,324***	***$ 1,219,362***	***$ 1,188,297***	***36.85%***
Commodities	**$ 10,791**	**$ 12,573**	**$ 19,489**	**$ 15,245**	**$ 24,052**	**$ 2,822**	**$ 24,784**	**$ 24,784**	**11.39%**
60000 - Office Supplies	$ 3,293	$ 6,185	$ 8,041	$ 5,441	$ 7,300	$ 1,005	$ 9,000	$ 9,000	11.17%
60020 - Computer Related Supplies	$ 3,680	$ 3,409	$ 10,388	$ 8,733	$ 14,840	$ 1,817	$ 14,384	$ 14,384	12.63%
60050 - Books and Subscriptions	$ 1,268	$ 2,979	$ 1,060	$ 1,071	$ 1,911	$ -	$ 1,400	$ 1,400	0.00%
60265 - Public Health Commodities - Coronavirus	$ 2,550	$ -	$ -	$ -	$ -	$ -	$ -	$ -	0.00%
Contractual Services	**$ 97,558**	**$ 51,306**	**$ 203,396**	**$ 71,476**	**$ 62,813**	**$ 22,091**	**$ 95,500**	**$ 95,500**	**23.13%**
50170 - Appraisal Services	$ 40,848	$ 2,250	$ 2,750	$ 10,000	$ 8,250	$ -	$ 24,000	$ 24,000	0.00%
52130 - Repairs and Maint- Computers	$ -	$ -	$ -	$ -	$ -	$ -	$ -	$ -	0.00%
52140 - Repairs and Maint- Copiers	$ 6,625	$ 5,807	$ 6,552	$ 7,141	$ 7,316	$ 3,105	$ 7,500	$ 7,500	41.40%
53070 - Legal Printing	$ 29,455	$ 24,785	$ 169,111	$ 22,072	$ 23,679	$ 8,109	$ 32,000	$ 32,000	25.34%
53100 - Conferences and Meetings	$ 3,448	$ 4,633	$ 4,272	$ 5,745	$ 5,819	$ 1,814	$ 5,000	$ 5,000	36.29%
53110 - Employee Training	$ 12,646	$ 9,598	$ 14,001	$ 19,554	$ 10,664	$ 7,843	$ 14,000	$ 14,000	56.02%
53120 - Employee Mileage Expense	$ 1,310	$ 1,587	$ 2,982	$ 3,657	$ 2,838	$ 1,061	$ 10,000	$ 10,000	10.61%
53130 - General Association Dues	$ 3,227	$ 2,647	$ 3,728	$ 3,306	$ 4,246	$ 160	$ 3,000	$ 3,000	5.33%
Personnel Services- Employee Benefits	**$ 211,681**	**$ 230,109**	**$ 241,499**	**$ 263,123**	**$ -**	**$ -**	**$ 473,162**	**$ 473,162**	**0.00%**
45000 - Healthcare Contribution	$ 204,676	$ 222,989	$ 235,107	$ 256,024	$ -	$ -	$ 310,370	$ 310,370	0.00%
45010 - Dental Contribution	$ 7,005	$ 7,120	$ 6,392	$ 7,099	$ -	$ -	$ 8,010	$ 8,010	0.00%
45100 - FICA/SS Contribution	$ -	$ -	$ -	$ -	$ -	$ -	$ 79,238	$ 79,238	0.00%
45200 - IMRF Contribution	$ -	$ -	$ -	$ -	$ -	$ -	$ 57,054	$ 57,054	0.00%
53010 - Workers Compensation	$ -	$ -	$ -	$ -	$ -	$ -	$ 18,490	$ 18,490	0.00%
Personnel Services- Salaries & Wages	**$ 845,732**	**$ 848,964**	**$ 887,727**	**$ 1,010,989**	**$ 1,036,437**	**$ 424,411**	**$ 1,099,078**	**$ 1,068,013**	**38.62%**
40000 - Salaries and Wages	$ 831,849	$ 837,872	$ 868,937	$ 992,259	$ 1,019,724	$ 422,911	$ 1,089,077	$ 1,058,012	38.83%
40002 - Non-Union Wage Increase	$ -	$ -	$ -	$ -	$ -	$ -	$ -	$ -	0.00%
40003 - Cost of Living Increase	$ -	$ -	$ -	$ -	$ -	$ -	$ -	$ -	0.00%
40007 - Equity Study Adjustments	$ -	$ -	$ -	$ -	$ -	$ -	$ -	$ -	0.00%
40200 - Overtime Salaries	$ 1,589	$ 49	$ 2,060	$ -	$ 733	$ -	$ 10,001	$ 10,001	0.00%
40300 - Employee Per Diem	$ 12,294	$ 11,043	$ 16,730	$ 18,730	$ 15,980	$ 1,500	$ -	$ -	0.00%
Services	**$ -**	**$ -**	**$ -**	**$ (263,123)**	**$ -**	**$ -**	**$ (473,162)**	**$ (473,162)**	**0.00%**
45005 - Healthcare Contribution Contra Account	$ -	$ -	$ -	$ (256,024)	$ -	$ -	$ (310,370)	$ (310,370)	0.00%
45015 - Dental Insurance Contra Account	$ -	$ -	$ -	$ (7,099)	$ -	$ -	$ (8,010)	$ (8,010)	0.00%
45105 - FICA/SS Contribution Contra Account	$ -	$ -	$ -	$ -	$ -	$ -	$ (79,238)	$ (79,238)	0.00%
45205 - IMRF Contribution Contra Account	$ -	$ -	$ -	$ -	$ -	$ -	$ (57,054)	$ (57,054)	0.00%
53015 - Worker's Comp Contra Account	$ -	$ -	$ -	$ -	$ -	$ -	$ (18,490)	$ (18,490)	0.00%

Committee Revenue Expense Budget Report - by Account Detail

Through April 30, 2026 (41.7% YTD, 42.31% Payroll Expense through Pay Period Ending 04/25/2026)

***2021, 2022, 2023, 2024, 2025 DRAFT** and 2026 Actual Fiscal Year**

Department / Fund / Account Classification	2021 Actual Amount*	2022 Actual Amount*	2023 Actual Amount*	2024 Actual Amount*	2025 Actual Amount DRAFT**	2026 Actual Amount	2026 Amended Budget	2026 Adopted Budget	2026 YTD% Actual/Amended Budget
020 The Stipend Fund									
Revenue	***$ -***	***$ -***	***$ -***	***$ 3,000***	***$ 3,000***	***$ 3,000***	***$ 3,000***	***$ 3,000***	***100.00%***
Reimbursements	**$ -**	**$ -**	**$ -**	**$ 3,000**	**$ 3,000**	**$ 3,000**	**$ 3,000**	**$ 3,000**	**100.00%**
37115 - State Stipend Certain EO and DH	$ -	$ -	$ -	$ 3,000	$ 3,000	$ 3,000	$ 3,000	$ 3,000	100.00%
Expenses	***$ -***	***$ -***	***$ -***	***$ 3,000***	***$ 3,000***	***$ 3,230***	***$ 3,000***	***$ 3,000***	***107.65%***
Personnel Services- Employee Benefits	**$ -**	**$ -**	**$ -**	**$ -**	**$ -**	**$ 230**	**$ 479**	**$ 479**	**47.91%**
45100 - FICA/SS Contribution	$ -	$ -	$ -	$ -	$ -	$ 230	$ 230	$ 230	99.78%
45200 - IMRF Contribution	$ -	$ -	$ -	$ -	$ -	$ -	$ 197	$ 197	0.00%
53010 - Workers Compensation	$ -	$ -	$ -	$ -	$ -	$ -	$ 52	$ 52	0.00%
Personnel Services- Salaries & Wages	**$ -**	**$ -**	**$ -**	**$ 3,000**	**$ 3,000**	**$ 3,000**	**$ 3,000**	**$ 3,000**	**100.00%**
40000 - Salaries and Wages	$ -	$ -	$ -	$ 3,000	$ 3,000	$ 3,000	$ 3,000	$ 3,000	100.00%
Services	**$ -**	**$ -**	**$ -**	**$ -**	**$ -**	**$ -**	**$ (479)**	**$ (479)**	**0.00%**
45105 - FICA/SS Contribution Contra Account	$ -	$ -	$ -	$ -	$ -	$ -	$ (230)	$ (230)	0.00%
45205 - IMRF Contribution Contra Account	$ -	$ -	$ -	$ -	$ -	$ -	$ (197)	$ (197)	0.00%
53015 - Worker's Comp Contra Account	$ -	$ -	$ -	$ -	$ -	$ -	$ (52)	$ (52)	0.00%
190 County Clerk									
001 General Fund									
Revenue	***$ 1,537,040***	***$ 1,401,726***	***$ 1,419,029***	***$ 1,697,118***	***$ 2,475,003***	***$ 542,345***	***$ 2,253,040***	***$ 2,253,040***	***24.07%***
Interest Revenue	**$ -**	**$ -**	**$ -**	**$ -**	**$ 15,876**	**$ 27,214**	**$ -**	**$ -**	**0.00%**
38030 - Investment Income- Other Depts	$ -	$ -	$ -	$ -	$ 15,876	$ 27,214	$ -	$ -	0.00%
Other	**$ -**	**$ -**	**$ -**	**$ -**	**$ -**	**$ -**	**$ 1,000**	**$ 1,000**	**0.00%**
38900 - Miscellaneous Other	$ -	$ -	$ -	$ -	$ -	$ -	$ 1,000	$ 1,000	0.00%
Reimbursements	**$ 13,890**	**$ 20,164**	**$ 18,144**	**$ 16,726**	**$ 30,303**	**$ 17,506**	**$ 113,840**	**$ 113,840**	**15.38%**
37580 - Death Surcharge Reimbursement	$ 13,890	$ 20,164	$ 18,144	$ 16,726	$ 30,303	$ 17,506	$ 32,000	$ 32,000	54.71%
37583 - Illinois State Board of Elections - Election Judge Reimbursement	$ -	$ -	$ -	$ -	$ -	$ -	$ 78,840	$ 78,840	0.00%
37900 - Miscellaneous Reimbursement	$ -	$ -	$ -	$ -	$ -	$ -	$ 3,000	$ 3,000	0.00%
Charges for Services	**$ 886,884**	**$ 950,519**	**$ 1,313,027**	**$ 1,039,011**	**$ 1,336,130**	**$ 439,395**	**$ 1,456,800**	**$ 1,456,800**	**30.16%**
34070 - Notary Fees	$ 22,888	$ 13,956	$ 286	$ 240	$ 173	$ 90	$ 200	$ 200	45.00%
34080 - Business Fees	$ 3,585	$ 2,375	$ 2,320	$ 2,055	$ 1,515	$ 765	$ 1,600	$ 1,600	47.81%
34090 - Passport Fees	$ 102,110	$ 179,823	$ 225,589	$ 239,860	$ 316,167	$ 114,371	$ 391,000	$ 391,000	29.25%
34100 - Certified Copy Fees	$ 551,423	$ 535,046	$ 508,789	$ 500,765	$ 602,896	$ 224,322	$ 630,000	$ 630,000	35.61%
34110 - Tax Redemption Fees	$ 85,158	$ 108,072	$ 118,537	$ 112,518	$ 120,658	$ 64,364	$ 148,000	$ 148,000	43.49%
34120 - Election Fees	$ 69,540	$ 57,344	$ 399,831	$ 113,944	$ 216,646	$ 106	$ 160,000	$ 160,000	0.07%
34130 - Tax Extension Fees	$ 23,355	$ 25,110	$ 27,341	$ 27,997	$ 21,839	$ 26,175	$ 42,000	$ 42,000	62.32%
35900 - Miscellaneous Fees	$ 28,824	$ 28,792	$ 30,334	$ 41,632	$ 56,238	$ 9,202	$ 84,000	$ 84,000	10.95%
Grants	**$ 557,183**	**$ 341,106**	**$ -**	**$ 549,473**	**$ 999,732**	**$ 30,555**	**$ 600,000**	**$ 600,000**	**5.09%**
32270 - Help America Vote Act (HAVA) Grant	$ 63,583	$ 58,267	$ -	$ 156,275	$ 122,083	$ 30,555	$ -	$ -	0.00%
32745 - Tech & Civic Life Grant	$ 328,655	$ -	$ -	$ 393,198	$ 877,649	$ -	$ 350,000	$ 350,000	0.00%
33690 - Illinois Voter Registration State (IVRS) Grant	$ 164,945	$ 282,839	$ -	$ -	$ -	$ -	$ 250,000	$ 250,000	0.00%
Licenses and Permits	**$ 79,083**	**$ 89,937**	**$ 87,858**	**$ 91,908**	**$ 92,961**	**$ 27,675**	**$ 81,400**	**$ 81,400**	**34.00%**
31010 - Marriage Licenses	$ 78,867	$ 89,802	$ 87,669	$ 91,746	$ 92,610	$ 27,648	$ 81,000	$ 81,000	34.13%
31020 - Civil Union Licenses	$ 216	$ 135	$ 189	$ 162	$ 351	$ 27	$ 400	$ 400	6.75%
Expenses	***$ 3,290,213***	***$ 4,071,377***	***$ 3,206,085***	***$ 5,062,179***	***$ 5,104,292***	***$ 1,968,974***	***$ 5,878,776***	***$ 5,878,776***	***33.49%***
Commodities	**$ 494,533**	**$ 275,518**	**$ 171,615**	**$ 973,074**	**$ 1,006,282**	**$ 90,781**	**$ 1,107,800**	**$ 1,107,800**	**8.19%**

Committee Revenue Expense Budget Report - by Account Detail

Through April 30, 2026 (41.7% YTD, 42.31% Payroll Expense through Pay Period Ending 04/25/2026)

***2021, 2022, 2023, 2024, 2025 DRAFT** and 2026 Actual Fiscal Year**

Department / Fund / Account Classification	2021 Actual Amount*	2022 Actual Amount*	2023 Actual Amount*	2024 Actual Amount*	2025 Actual Amount DRAFT**	2026 Actual Amount	2026 Amended Budget	2026 Adopted Budget	2026 YTD% Actual/Amended Budget
60000 - Office Supplies	$ 10,471	$ 7,085	$ 10,672	$ 28,398	$ 9,893	$ 4,492	$ 24,000	$ 24,000	18.71%
60010 - Operating Supplies	$ 54,322	$ 129,991	$ 96,618	$ 87,873	$ 106,883	$ 39,435	$ 115,000	$ 115,000	34.29%
60020 - Computer Related Supplies	$ 12,263	$ 21,158	$ 9,674	$ 16,404	$ 12,581	$ 3,004	$ 18,000	$ 18,000	16.69%
60040 - Postage	$ -	$ -	$ -	$ 196,777	$ 275,583	$ -	$ 300,000	$ 300,000	0.00%
60050 - Books and Subscriptions	$ 1,927	$ 930	$ 3,128	$ 874	$ 1,081	$ 416	$ 800	$ 800	52.00%
60265 - Public Health Commodities - Coronavirus	$ -	$ -	$ -	$ -	$ -	$ -	$ -	$ -	0.00%
60320 - Voting Systems and Accessories	$ 415,549	$ 116,353	$ 51,523	$ 642,747	$ 600,260	$ 43,435	$ 650,000	$ 650,000	6.68%
Contractual Services	**$ 356,702**	**$ 955,593**	**$ 492,775**	**$ 899,365**	**$ 1,429,611**	**$ 521,604**	**$ 1,113,811**	**$ 1,113,811**	**46.83%**
50100 - Election Judges and Workers	$ -	$ -	$ -	$ -	$ -	$ -	$ -	$ -	0.00%
50110 - Election Services	$ 7,207	$ 84,854	$ 9,864	$ 27,193	$ 42,519	$ 4,520	$ 40,000	$ 40,000	11.30%
50340 - Software Licensing Cost	$ 167,165	$ 274,338	$ 271,296	$ 422,823	$ 702,200	$ 289,797	$ 430,000	$ 430,000	67.39%
50350 - Notary Services	$ 20	$ 45	$ 90	$ -	$ 84	$ -	$ 60	$ 60	0.00%
50480 - Security Services	$ 22,704	$ 50,421	$ 14,068	$ 20,672	$ 23,669	$ 3,160	$ 35,000	$ 35,000	9.03%
52110 - Repairs and Maint- Buildings	$ -	$ -	$ -	$ -	$ 2,714	$ 3,765	$ -	$ -	0.00%
52130 - Repairs and Maint- Computers	$ -	$ -	$ -	$ -	$ -	$ -	$ 1	$ 1	0.00%
52140 - Repairs and Maint- Copiers	$ 2,129	$ 4,328	$ 3,708	$ 10,860	$ 6,725	$ 1,210	$ 12,000	$ 12,000	10.08%
52170 - Polling Place Rental	$ 14,080	$ 16,640	$ 9,840	$ 17,200	$ 11,120	$ 7,680	$ 25,000	$ 25,000	30.72%
52190 - Equipment Rental	$ 56,628	$ 110,319	$ 46,047	$ 160,338	$ 89,873	$ 110,376	$ 180,000	$ 180,000	61.32%
52230 - Repairs and Maint- Vehicles	$ 304	$ 725	$ 1,639	$ 6,217	$ 5,935	$ 653	$ 7,000	$ 7,000	9.32%
52300 - Repairs and Maintenance- Voting System Equipment	$ 20,000	$ 47,120	$ 23,328	$ 7,000	$ 400	$ -	$ 15,000	$ 15,000	0.00%
53040 - General Advertising	$ 5,966	$ 389	$ -	$ 71	$ 283	$ 25	$ 1,000	$ 1,000	2.50%
53060 - General Printing	$ 7,311	$ 42,072	$ 21,867	$ 42,131	$ 33,059	$ 7,078	$ 50,500	$ 50,500	14.02%
53070 - Legal Printing	$ 30,437	$ 303,248	$ 65,097	$ 156,444	$ 230,582	$ 53,778	$ 213,000	$ 213,000	25.25%
53100 - Conferences and Meetings	$ 14,355	$ 5,977	$ 13,806	$ 10,325	$ 13,086	$ 1,337	$ 13,500	$ 13,500	9.91%
53110 - Employee Training	$ 398	$ 149	$ -	$ 29	$ -	$ -	$ 750	$ 750	0.00%
53120 - Employee Mileage Expense	$ 5,149	$ 14,019	$ 9,277	$ 15,811	$ 9,529	$ 4,969	$ 18,000	$ 18,000	27.61%
53130 - General Association Dues	$ 2,850	$ 950	$ 2,850	$ 2,250	$ 1,440	$ 1,615	$ 3,000	$ 3,000	53.83%
55000 - Miscellaneous Contractual Exp	$ -	$ -	$ -	$ -	$ 256,394	$ 31,640	$ 70,000	$ 70,000	45.20%
Personnel Services- Employee Benefits	**$ 266,822**	**$ 285,620**	**$ 292,782**	**$ 305,917**	**$ -**	**$ -**	**$ 749,697**	**$ 749,697**	**0.00%**
45000 - Healthcare Contribution	$ 260,285	$ 278,045	$ 283,616	$ 296,709	$ -	$ -	$ 315,927	$ 315,927	0.00%
45009 - Healthcare Subsidy	$ (3,210)	$ (1,761)	$ -	$ -	$ -	$ -	$ -	$ -	0.00%
45010 - Dental Contribution	$ 9,831	$ 9,378	$ 9,166	$ 9,208	$ -	$ -	$ 9,634	$ 9,634	0.00%
45019 - Dental Subsidy	$ (84)	$ (42)	$ -	$ -	$ -	$ -	$ -	$ -	0.00%
45100 - FICA/SS Contribution	$ -	$ -	$ -	$ -	$ -	$ -	$ 213,773	$ 213,773	0.00%
45200 - IMRF Contribution	$ -	$ -	$ -	$ -	$ -	$ -	$ 147,069	$ 147,069	0.00%
53010 - Workers Compensation	$ -	$ -	$ -	$ -	$ -	$ -	$ 63,294	$ 63,294	0.00%
Personnel Services- Salaries & Wages	**$ 2,172,156**	**$ 2,554,647**	**$ 2,248,912**	**$ 3,189,741**	**$ 2,668,399**	**$ 1,356,588**	**$ 3,657,165**	**$ 3,657,165**	**37.09%**
40000 - Salaries and Wages	$ 2,146,107	$ 2,469,847	$ 2,199,074	$ 3,034,011	$ 2,607,187	$ 1,297,953	$ 3,505,165	$ 3,505,165	37.03%
40002 - Non-Union Wage Increase	$ -	$ -	$ -	$ -	$ -	$ -	$ -	$ -	0.00%
40003 - Cost of Living Increase	$ -	$ -	$ -	$ -	$ -	$ -	$ -	$ -	0.00%
40009 - Salaries and Wages Subsidy	$ (26,273)	$ (13,803)	$ -	$ -	$ -	$ -	$ -	$ -	0.00%
40200 - Overtime Salaries	$ 52,322	$ 98,603	$ 49,838	$ 155,729	$ 61,212	$ 58,635	$ 152,000	$ 152,000	38.58%
Services	**$ -**	**$ -**	**$ -**	**$ (305,917)**	**$ -**	**$ -**	**$ (749,697)**	**$ (749,697)**	**0.00%**
45005 - Healthcare Contribution Contra Account	$ -	$ -	$ -	$ (296,709)	$ -	$ -	$ (315,927)	$ (315,927)	0.00%
45015 - Dental Insurance Contra Account	$ -	$ -	$ -	$ (9,208)	$ -	$ -	$ (9,634)	$ (9,634)	0.00%
45105 - FICA/SS Contribution Contra Account	$ -	$ -	$ -	$ -	$ -	$ -	$ (213,773)	$ (213,773)	0.00%
45205 - IMRF Contribution Contra Account	$ -	$ -	$ -	$ -	$ -	$ -	$ (147,069)	$ (147,069)	0.00%
53015 - Worker's Comp Contra Account	$ -	$ -	$ -	$ -	$ -	$ -	$ (63,294)	$ (63,294)	0.00%

Committee Revenue Expense Budget Report - by Account Detail

Through April 30, 2026 (41.7% YTD, 42.31% Payroll Expense through Pay Period Ending 04/25/2026)

***2021, 2022, 2023, 2024, 2025 DRAFT** and 2026 Actual Fiscal Year**

Department / Fund / Account Classification	2021 Actual Amount*	2022 Actual Amount*	2023 Actual Amount*	2024 Actual Amount*	2025 Actual Amount DRAFT**	2026 Actual Amount	2026 Amended Budget	2026 Adopted Budget	2026 YTD% Actual/Amended Budget
020 The Stipend Fund									
Revenue	***$ -***	***$ -***	***$ -***	***$ -***	***$ 7,290***	***$ -***	***$ 6,500***	***$ 6,500***	***0.00%***
Reimbursements	**$ -**	**$ -**	**$ -**	**$ -**	**$ 7,290**	**$ -**	**$ 6,500**	**$ 6,500**	**0.00%**
37115 - State Stipend Certain EO and DH	$ -	$ -	$ -	$ -	$ 7,290	$ -	$ 6,500	$ 6,500	0.00%
Expenses	***$ -***	***$ -***	***$ -***	***$ -***	***$ 6,500***	***$ -***	***$ 6,500***	***$ 6,500***	***0.00%***
Personnel Services- Employee Benefits	**$ -**	**$ -**	**$ -**	**$ -**	**$ -**	**$ -**	**$ 1,037**	**$ 1,037**	**0.00%**
45100 - FICA/SS Contribution	$ -	$ -	$ -	$ -	$ -	$ -	$ 498	$ 498	0.00%
45200 - IMRF Contribution	$ -	$ -	$ -	$ -	$ -	$ -	$ 426	$ 426	0.00%
53010 - Workers Compensation	$ -	$ -	$ -	$ -	$ -	$ -	$ 113	$ 113	0.00%
Personnel Services- Salaries & Wages	**$ -**	**$ -**	**$ -**	**$ -**	**$ 6,500**	**$ -**	**$ 6,500**	**$ 6,500**	**0.00%**
40000 - Salaries and Wages	$ -	$ -	$ -	$ -	$ 6,500	$ -	$ 6,500	$ 6,500	0.00%
Services	**$ -**	**$ -**	**$ -**	**$ -**	**$ -**	**$ -**	**$ (1,037)**	**$ (1,037)**	**0.00%**
45105 - FICA/SS Contribution Contra Account	$ -	$ -	$ -	$ -	$ -	$ -	$ (498)	$ (498)	0.00%
45205 - IMRF Contribution Contra Account	$ -	$ -	$ -	$ -	$ -	$ -	$ (426)	$ (426)	0.00%
53015 - Worker's Comp Contra Account	$ -	$ -	$ -	$ -	$ -	$ -	$ (113)	$ (113)	0.00%
160 Vital Records Automation									
Revenue	***$ 206,308***	***$ 192,095***	***$ 199,703***	***$ 206,429***	***$ 240,787***	***$ 86,072***	***$ 229,180***	***$ 229,180***	***37.56%***
Interest Revenue	**$ (19)**	**$ (3,967)**	**$ 15,243**	**$ 25,022**	**$ 31,734**	**$ 4,934**	**$ 9,180**	**$ 9,180**	**53.75%**
38000 - Investment Income	$ (19)	$ (3,967)	$ 15,243	$ 25,022	$ 31,734	$ 4,934	$ 9,180	$ 9,180	53.75%
Other	**$ -**	**$ -**	**$ -**	**$ -**	**$ -**	**$ -**	**$ -**	**$ -**	**0.00%**
39900 - Fund Balance Utilization	$ -	$ -	$ -	$ -	$ -	$ -	$ -	$ -	0.00%
Charges for Services	**$ 198,427**	**$ 196,063**	**$ 184,460**	**$ 181,407**	**$ 209,053**	**$ 81,138**	**$ 220,000**	**$ 220,000**	**36.88%**
34100 - Certified Copy Fees	$ 198,427	$ 196,063	$ 184,460	$ 181,407	$ 209,053	$ 81,138	$ 220,000	$ 220,000	36.88%
Transfers In	**$ 7,900**	**$ -**	**$ -**	**$ -**	**$ -**	**$ -**	**$ -**	**$ -**	**0.00%**
39000 - Transfer From Other Funds	$ 7,900	$ -	$ -	$ -	$ -	$ -	$ -	$ -	0.00%
Expenses	***$ 97,223***	***$ 177,141***	***$ 102,066***	***$ 116,560***	***$ 105,880***	***$ 31,979***	***$ 229,180***	***$ 229,180***	***13.95%***
Capital	**$ 29,454**	**$ 29,822**	**$ 30,927**	**$ 30,927**	**$ 38,659**	**$ 7,732**	**$ 46,927**	**$ 46,927**	**16.48%**
70020 - Computer Software- Capital	$ 29,454	$ 29,822	$ 30,927	$ 30,927	$ 38,659	$ 7,732	$ 46,927	$ 46,927	16.48%
Commodities	**$ 124**	**$ -**	**$ 134**	**$ 335**	**$ 7,336**	**$ -**	**$ 17,045**	**$ 17,045**	**0.00%**
60010 - Operating Supplies	$ 124	$ -	$ 134	$ 335	$ 7,336	$ -	$ 15,000	$ 15,000	0.00%
60020 - Computer Related Supplies	$ -	$ -	$ -	$ -	$ -	$ -	$ 2,045	$ 2,045	0.00%
Contingency and Other	**$ -**	**$ -**	**$ -**	**$ -**	**$ -**	**$ -**	**$ 86,810**	**$ 86,810**	**0.00%**
89000 - Addition to Fund Balance	$ -	$ -	$ -	$ -	$ -	$ -	$ 86,810	$ 86,810	0.00%

Committee Revenue Expense Budget Report - by Account Detail

Through April 30, 2026 (41.7% YTD, 42.31% Payroll Expense through Pay Period Ending 04/25/2026)

***2021, 2022, 2023, 2024, 2025 DRAFT** and 2026 Actual Fiscal Year**

Department / Fund / Account Classification	2021 Actual Amount*	2022 Actual Amount*	2023 Actual Amount*	2024 Actual Amount*	2025 Actual Amount DRAFT**	2026 Actual Amount	2026 Amended Budget	2026 Adopted Budget	2026 YTD% Actual/Amended Budget
Contractual Services	**$ 15,088**	**$ 16,274**	**$ 20,433**	**$ 6,310**	**$ 9,662**	**$ 788**	**$ 31,551**	**$ 31,551**	**2.50%**
52130 - Repairs and Maint- Computers	$ -	$ -	$ -	$ -	$ -	$ -	$ 1,000	$ 1,000	0.00%
52140 - Repairs and Maint- Copiers	$ 279	$ 669	$ 63	$ -	$ 1,617	$ -	$ 3,200	$ 3,200	0.00%
52240 - Repairs and Maint- Office Equip	$ 950	$ 999	$ 5,735	$ 1,345	$ -	$ 788	$ 2,000	$ 2,000	39.40%
53000 - Liability Insurance	$ 737	$ 944	$ 446	$ 1,166	$ 1,489	$ -	$ 1,329	$ 1,329	0.00%
53020 - Unemployment Claims	$ 24	$ 29	$ 7	$ 19	$ 21	$ -	$ 22	$ 22	0.00%
53060 - General Printing	$ 13,098	$ 13,633	$ 14,182	$ 3,780	$ 6,535	$ -	$ 20,000	$ 20,000	0.00%
53100 - Conferences and Meetings	$ -	$ -	$ -	$ -	$ -	$ -	$ 3,000	$ 3,000	0.00%
53110 - Employee Training	$ -	$ -	$ -	$ -	$ -	$ -	$ 1,000	$ 1,000	0.00%
Personnel Services- Employee Benefits	**$ 11,194**	**$ 11,199**	**$ 6,492**	**$ 8,418**	**$ 8,742**	**$ 3,413**	**$ 8,097**	**$ 8,097**	**42.15%**
45000 - Healthcare Contribution	$ 3,410	$ 3,759	$ 690	$ 192	$ 2,956	$ 986	$ 2,474	$ 2,474	39.83%
45010 - Dental Contribution	$ 133	$ 133	$ 117	$ 80	$ 80	$ 126	$ 56	$ 56	225.57%
45100 - FICA/SS Contribution	$ 3,113	$ 3,268	$ 3,191	$ 5,299	$ 2,928	$ 1,245	$ 2,728	$ 2,728	45.64%
45200 - IMRF Contribution	$ 3,383	$ 2,899	$ 2,156	$ 2,045	$ 2,084	$ 1,056	$ 2,222	$ 2,222	47.54%
53010 - Workers Compensation	$ 1,155	$ 1,140	$ 339	$ 803	$ 695	$ -	$ 617	$ 617	0.00%
Personnel Services- Salaries & Wages	**$ 41,363**	**$ 43,966**	**$ 42,564**	**$ 69,976**	**$ 39,449**	**$ 16,917**	**$ 35,621**	**$ 35,621**	**47.49%**
40000 - Salaries and Wages	$ 41,348	$ 43,916	$ 42,411	$ 69,970	$ 39,391	$ 16,917	$ 35,621	$ 35,621	47.49%
40002 - Non-Union Wage Increase	$ -	$ -	$ -	$ -	$ -	$ -	$ -	$ -	0.00%
40003 - Cost of Living Increase	$ -	$ -	$ -	$ -	$ -	$ -	$ -	$ -	0.00%
40200 - Overtime Salaries	$ 15	$ 50	$ 153	$ 6	$ 58	$ -	$ -	$ -	0.00%
Transfers Out	**$ -**	**$ 75,880**	**$ 1,515**	**$ 594**	**$ 2,032**	**$ 3,129**	**$ 3,129**	**$ 3,129**	**100.00%**
99000 - Transfer To Other Funds	$ -	$ -	$ -	$ -	$ -	$ -	$ -	$ -	0.00%
99001 - Transfer to General Fund 001	$ -	$ 66,586	$ 1,515	$ 594	$ 2,032	$ 3,129	$ 3,129	$ 3,129	100.00%
99110 - Transfer to Illinois Municipal Retirement Fund 110	$ -	$ 4,350	$ -	$ -	$ -	$ -	$ -	$ -	0.00%
99111 - Transfer to FICA/Social Security Fund 111	$ -	$ 4,944	$ -	$ -	$ -	$ -	$ -	$ -	0.00%
161 Election Equipment Fund									
Revenue	***$ 1,511***	***$ (5,218)***	***$ 40,077***	***$ 20,396***	***$ 23,413***	***$ 3,311***	***$ 22,597***	***$ 22,597***	***14.65%***
Interest Revenue	**$ 1,511**	**$ (10,818)**	**$ 40,077**	**$ 20,396**	**$ 23,413**	**$ 3,311**	**$ 22,597**	**$ 22,597**	**14.65%**
38000 - Investment Income	$ 1,511	$ (10,818)	$ 40,077	$ 20,396	$ 23,413	$ 3,311	$ 22,597	$ 22,597	14.65%
Other	**$ -**	**$ -**	**$ -**	**$ -**	**$ -**	**$ -**	**$ -**	**$ -**	**0.00%**
39900 - Fund Balance Utilization	$ -	$ -	$ -	$ -	$ -	$ -	$ -	$ -	0.00%
Transfers In	**$ -**	**$ 5,600**	**$ -**	**$ -**	**$ -**	**$ -**	**$ -**	**$ -**	**0.00%**
39000 - Transfer From Other Funds	$ -	$ 5,600	$ -	$ -	$ -	$ -	$ -	$ -	0.00%
Grants	**$ -**	**$ -**	**$ -**	**$ -**	**$ -**	**$ -**	**$ -**	**$ -**	**0.00%**
32335 - CARES ACT - Elections	$ -	$ -	$ -	$ -	$ -	$ -	$ -	$ -	0.00%
32745 - Tech & Civic Life Grant	$ -	$ -	$ -	$ -	$ -	$ -	$ -	$ -	0.00%
Expenses	***$ -***	***$ 499,200***	***$ -***	***$ -***	***$ -***	***$ -***	***$ 22,597***	***$ 22,597***	***0.00%***
Commodities	**$ -**	**$ 499,200**	**$ -**	**$ -**	**$ -**	**$ -**	**$ -**	**$ -**	**0.00%**
60320 - Voting Systems and Accessories	$ -	$ 499,200	$ -	$ -	$ -	$ -	$ -	$ -	0.00%
Contingency and Other	**$ -**	**$ -**	**$ -**	**$ -**	**$ -**	**$ -**	**$ 22,597**	**$ 22,597**	**0.00%**
89000 - Addition to Fund Balance	$ -	$ -	$ -	$ -	$ -	$ -	$ 22,597	$ 22,597	0.00%
210 Recorder									
001 General Fund									

Committee Revenue Expense Budget Report - by Account Detail

Through April 30, 2026 (41.7% YTD, 42.31% Payroll Expense through Pay Period Ending 04/25/2026)

***2021, 2022, 2023, 2024, 2025 DRAFT** and 2026 Actual Fiscal Year**

Department / Fund / Account Classification	2021 Actual Amount*	2022 Actual Amount*	2023 Actual Amount*	2024 Actual Amount*	2025 Actual Amount DRAFT**	2026 Actual Amount	2026 Amended Budget	2026 Adopted Budget	2026 YTD% Actual/Amended Budget
Revenue	***$ 4,957,488***	***$ 4,039,651***	***$ 2,913,529***	***$ 3,177,777***	***$ 3,579,821***	***$ 1,349,799***	***$ 3,181,040***	***$ 3,181,040***	***42.43%***
Interest Revenue	**$ 66**	**$ 51**	**$ 40**	**$ 32**	**$ 45**	**$ 16**	**$ 40**	**$ 40**	**40.75%**
38000 - Investment Income	$ 66	$ 51	$ 40	$ 32	$ 45	$ 16	$ 40	$ 40	40.75%
Charges for Services	**$ 4,957,422**	**$ 4,039,599**	**$ 2,913,489**	**$ 3,177,745**	**$ 3,579,776**	**$ 1,349,783**	**$ 3,181,000**	**$ 3,181,000**	**42.43%**
34140 - Financing Statement Fees	$ 13,170	$ 14,960	$ 15,220	$ 19,565	$ 19,560	$ 7,140	$ 20,000	$ 20,000	35.70%
34150 - Recording Fees	$ 2,194,296	$ 1,428,974	$ 1,006,604	$ 1,050,115	$ 1,133,011	$ 498,816	$ 1,050,000	$ 1,050,000	47.51%
34160 - Certified Record Copy Fees	$ 12,736	$ 11,567	$ 9,950	$ 11,433	$ 10,761	$ 3,234	$ 11,000	$ 11,000	29.40%
34170 - Revenue Tax Stamp Fees	$ 2,737,220	$ 2,584,098	$ 1,881,714	$ 2,096,632	$ 2,416,445	$ 840,593	$ 2,100,000	$ 2,100,000	40.03%
Expenses	***$ 665,132***	***$ 665,768***	***$ 729,282***	***$ 618,282***	***$ 683,402***	***$ 270,870***	***$ 712,403***	***$ 712,403***	***38.02%***
Commodities	**$ 1,744**	**$ 1,617**	**$ 1,188**	**$ 1,182**	**$ 8,190**	**$ 231**	**$ 8,670**	**$ 8,670**	**2.66%**
60000 - Office Supplies	$ 1,744	$ 1,617	$ 1,188	$ 1,182	$ 1,481	$ 122	$ 2,070	$ 2,070	5.88%
60010 - Operating Supplies	$ -	$ -	$ -	$ -	$ 109	$ 109	$ -	$ -	0.00%
60055 - Office Equipment - Non Capital	$ -	$ -	$ -	$ -	$ 6,600	$ -	$ 6,600	$ 6,600	0.00%
Contractual Services	**$ 1,329**	**$ 1,358**	**$ 1,407**	**$ 954**	**$ 1,651**	**$ 1,280**	**$ 5,165**	**$ 5,165**	**24.78%**
52140 - Repairs and Maint- Copiers	$ -	$ -	$ -	$ -	$ 3	$ 5	$ 200	$ 200	2.45%
53100 - Conferences and Meetings	$ -	$ -	$ -	$ -	$ -	$ -	$ 2,500	$ 2,500	0.00%
53120 - Employee Mileage Expense	$ 379	$ 408	$ 457	$ 854	$ 483	$ 160	$ 1,000	$ 1,000	16.03%
53130 - General Association Dues	$ 950	$ 950	$ 950	$ 100	$ 1,165	$ 1,115	$ 1,465	$ 1,465	76.11%
Personnel Services- Employee Benefits	**$ 101,389**	**$ 107,679**	**$ 127,575**	**$ 120,008**	**$ -**	**$ -**	**$ 258,740**	**$ 258,740**	**0.00%**
45000 - Healthcare Contribution	$ 97,523	$ 103,987	$ 123,518	$ 116,077	$ -	$ -	$ 142,838	$ 142,838	0.00%
45010 - Dental Contribution	$ 3,866	$ 3,692	$ 4,057	$ 3,931	$ -	$ -	$ 4,666	$ 4,666	0.00%
45100 - FICA/SS Contribution	$ -	$ -	$ -	$ -	$ -	$ -	$ 53,453	$ 53,453	0.00%
45200 - IMRF Contribution	$ -	$ -	$ -	$ -	$ -	$ -	$ 45,692	$ 45,692	0.00%
53010 - Workers Compensation	$ -	$ -	$ -	$ -	$ -	$ -	$ 12,091	$ 12,091	0.00%
Personnel Services- Salaries & Wages	**$ 560,670**	**$ 555,114**	**$ 599,112**	**$ 616,146**	**$ 673,560**	**$ 269,359**	**$ 698,568**	**$ 698,568**	**38.56%**
40000 - Salaries and Wages	$ 560,670	$ 555,114	$ 599,112	$ 616,146	$ 673,560	$ 269,359	$ 698,568	$ 698,568	38.56%
40002 - Non-Union Wage Increase	$ -	$ -	$ -	$ -	$ -	$ -	$ -	$ -	0.00%
40003 - Cost of Living Increase	$ -	$ -	$ -	$ -	$ -	$ -	$ -	$ -	0.00%
Services	**$ -**	**$ -**	**$ -**	**$ (120,008)**	**$ -**	**$ -**	**$ (258,740)**	**$ (258,740)**	**0.00%**
45005 - Healthcare Contribution Contra Account	$ -	$ -	$ -	$ (116,077)	$ -	$ -	$ (142,838)	$ (142,838)	0.00%
45015 - Dental Insurance Contra Account	$ -	$ -	$ -	$ (3,931)	$ -	$ -	$ (4,666)	$ (4,666)	0.00%
45105 - FICA/SS Contribution Contra Account	$ -	$ -	$ -	$ -	$ -	$ -	$ (53,453)	$ (53,453)	0.00%
45205 - IMRF Contribution Contra Account	$ -	$ -	$ -	$ -	$ -	$ -	$ (45,692)	$ (45,692)	0.00%
53015 - Worker's Comp Contra Account	$ -	$ -	$ -	$ -	$ -	$ -	$ (12,091)	$ (12,091)	0.00%
020 The Stipend Fund									
Revenue	***$ -***	***$ -***	***$ -***	***$ -***	***$ 6,500***	***$ -***	***$ 6,500***	***$ 6,500***	***0.00%***
Reimbursements	**$ -**	**$ -**	**$ -**	**$ -**	**$ 6,500**	**$ -**	**$ 6,500**	**$ 6,500**	**0.00%**
37115 - State Stipend Certain EO and DH	$ -	$ -	$ -	$ -	$ 6,500	$ -	$ 6,500	$ 6,500	0.00%

Committee Revenue Expense Budget Report - by Account Detail

Through April 30, 2026 (41.7% YTD, 42.31% Payroll Expense through Pay Period Ending 04/25/2026)

***2021, 2022, 2023, 2024, 2025 DRAFT** and 2026 Actual Fiscal Year**

Department / Fund / Account Classification	2021 Actual Amount*	2022 Actual Amount*	2023 Actual Amount*	2024 Actual Amount*	2025 Actual Amount DRAFT**	2026 Actual Amount	2026 Amended Budget	2026 Adopted Budget	2026 YTD% Actual/Amended Budget
Expenses	***$ -***	***$ -***	***$ -***	***$ -***	***$ 6,500***	***$ -***	***$ 6,500***	***$ 6,500***	***0.00%***
Personnel Services- Employee Benefits	**$ -**	**$ -**	**$ -**	**$ -**	**$ -**	**$ -**	**$ 1,037**	**$ 1,037**	**0.00%**
45100 - FICA/SS Contribution	$ -	$ -	$ -	$ -	$ -	$ -	$ 498	$ 498	0.00%
45200 - IMRF Contribution	$ -	$ -	$ -	$ -	$ -	$ -	$ 426	$ 426	0.00%
53010 - Workers Compensation	$ -	$ -	$ -	$ -	$ -	$ -	$ 113	$ 113	0.00%
Personnel Services- Salaries & Wages	**$ -**	**$ -**	**$ -**	**$ -**	**$ 6,500**	**$ -**	**$ 6,500**	**$ 6,500**	**0.00%**
40000 - Salaries and Wages	$ -	$ -	$ -	$ -	$ 6,500	$ -	$ 6,500	$ 6,500	0.00%
Services	**$ -**	**$ -**	**$ -**	**$ -**	**$ -**	**$ -**	**$ (1,037)**	**$ (1,037)**	**0.00%**
45105 - FICA/SS Contribution Contra Account	$ -	$ -	$ -	$ -	$ -	$ -	$ (498)	$ (498)	0.00%
45205 - IMRF Contribution Contra Account	$ -	$ -	$ -	$ -	$ -	$ -	$ (426)	$ (426)	0.00%
53015 - Worker's Comp Contra Account	$ -	$ -	$ -	$ -	$ -	$ -	$ (113)	$ (113)	0.00%
170 Recorder's Automation									
Revenue	***$ 1,119,143***	***$ 715,021***	***$ 580,295***	***$ 600,721***	***$ 641,061***	***$ 262,788***	***$ 966,057***	***$ 966,057***	***27.20%***
Interest Revenue	**$ (816)**	**$ (16,097)**	**$ 60,479**	**$ 57,163**	**$ 53,627**	**$ 5,362**	**$ 34,601**	**$ 34,601**	**15.50%**
38000 - Investment Income	$ (816)	$ (16,097)	$ 60,479	$ 57,163	$ 53,627	$ 5,362	$ 34,601	$ 34,601	15.50%
Other	**$ -**	**$ -**	**$ -**	**$ -**	**$ -**	**$ -**	**$ 387,456**	**$ 387,456**	**0.00%**
39900 - Fund Balance Utilization	$ -	$ -	$ -	$ -	$ -	$ -	$ 387,456	$ 387,456	0.00%
Reimbursements	**$ -**	**$ -**	**$ -**	**$ -**	**$ -**	**$ -**	**$ -**	**$ -**	**0.00%**
37900 - Miscellaneous Reimbursement	$ -	$ -	$ -	$ -	$ -	$ -	$ -	$ -	0.00%
Charges for Services	**$ 1,119,960**	**$ 731,118**	**$ 519,816**	**$ 543,558**	**$ 587,434**	**$ 257,427**	**$ 544,000**	**$ 544,000**	**47.32%**
34150 - Recording Fees	$ 1,022,139	$ 667,146	$ 474,283	$ 495,958	$ 535,918	$ 234,843	$ 496,000	$ 496,000	47.35%
34180 - GIS Fees	$ 97,821	$ 63,972	$ 45,533	$ 47,600	$ 51,516	$ 22,584	$ 48,000	$ 48,000	47.05%
Expenses	***$ 761,624***	***$ 1,160,665***	***$ 749,730***	***$ 648,070***	***$ 609,335***	***$ 489,443***	***$ 966,057***	***$ 966,057***	***50.66%***
Capital	**$ 121,250**	**$ 492,289**	**$ 185,216**	**$ -**	**$ -**	**$ -**	**$ -**	**$ -**	**0.00%**
70020 - Computer Software- Capital	$ 121,250	$ 480,294	$ 185,216	$ -	$ -	$ -	$ -	$ -	0.00%
70050 - Printers	$ -	$ 11,995	$ -	$ -	$ -	$ -	$ -	$ -	0.00%
Commodities	**$ 20,297**	**$ 29,585**	**$ 26,200**	**$ 35,605**	**$ 28,463**	**$ 8,518**	**$ 204,200**	**$ 204,200**	**4.17%**
60000 - Office Supplies	$ -	$ -	$ -	$ -	$ 242	$ -	$ 4,000	$ 4,000	0.00%
60010 - Operating Supplies	$ 4,367	$ 4,319	$ 4,394	$ 4,481	$ 4,604	$ 1,554	$ 8,000	$ 8,000	19.42%
60020 - Computer Related Supplies	$ 15,448	$ 24,085	$ 21,278	$ 29,902	$ 22,331	$ 6,964	$ 190,500	$ 190,500	3.66%
60050 - Books and Subscriptions	$ -	$ 675	$ -	$ 670	$ 710	$ -	$ 800	$ 800	0.00%
60265 - Public Health Commodities - Coronavirus	$ -	$ -	$ -	$ -	$ -	$ -	$ -	$ -	0.00%
64000 - Telephone	$ 482	$ 506	$ 528	$ 552	$ 576	$ -	$ 900	$ 900	0.00%
Contractual Services	**$ 404,926**	**$ 462,417**	**$ 393,103**	**$ 464,916**	**$ 423,141**	**$ 418,594**	**$ 517,488**	**$ 517,488**	**80.89%**
50150 - Contractual/Consulting Services	$ 398,426	$ 454,931	$ 383,659	$ 455,183	$ 414,033	$ 416,209	$ 493,000	$ 493,000	84.42%
52130 - Repairs and Maint- Computers	$ -	$ -	$ -	$ -	$ -	$ -	$ 4,000	$ 4,000	0.00%
52140 - Repairs and Maint- Copiers	$ 2,340	$ 2,312	$ 2,511	$ 2,533	$ 2,429	$ 2,385	$ 6,150	$ 6,150	38.78%
53000 - Liability Insurance	$ 4,032	$ 5,022	$ 6,839	$ 5,294	$ 6,590	$ -	$ 6,729	$ 6,729	0.00%
53020 - Unemployment Claims	$ 128	$ 152	$ 94	$ 86	$ 89	$ -	$ 109	$ 109	0.00%
53090 - Film Conversion/Book Binding	$ -	$ -	$ -	$ -	$ -	$ -	$ 5,000	$ 5,000	0.00%
53100 - Conferences and Meetings	$ -	$ -	$ -	$ 1,820	$ -	$ -	$ 500	$ 500	0.00%
53110 - Employee Training	$ -	$ -	$ -	$ -	$ -	$ -	$ 2,000	$ 2,000	0.00%

Committee Revenue Expense Budget Report - by Account Detail

Through April 30, 2026 (41.7% YTD, 42.31% Payroll Expense through Pay Period Ending 04/25/2026)

***2021, 2022, 2023, 2024, 2025 DRAFT** and 2026 Actual Fiscal Year**

Department / Fund / Account Classification	2021 Actual Amount*	2022 Actual Amount*	2023 Actual Amount*	2024 Actual Amount*	2025 Actual Amount DRAFT**	2026 Actual Amount	2026 Amended Budget	2026 Adopted Budget	2026 YTD% Actual/Amended Budget
Personnel Services- Employee Benefits	**$ 59,906**	**$ 45,276**	**$ 32,322**	**$ 30,948**	**$ 33,070**	**$ 12,494**	**$ 63,979**	**$ 63,979**	**19.53%**
45000 - Healthcare Contribution	$ 27,993	$ 20,219	$ 12,603	$ 12,967	$ 13,660	$ 5,479	$ 34,123	$ 34,123	16.06%
45010 - Dental Contribution	$ 1,050	$ 689	$ 384	$ 412	$ 413	$ 172	$ 1,132	$ 1,132	15.21%
45100 - FICA/SS Contribution	$ 11,431	$ 9,689	$ 8,424	$ 8,696	$ 9,303	$ 3,703	$ 13,803	$ 13,803	26.83%
45200 - IMRF Contribution	$ 13,108	$ 8,617	$ 5,710	$ 5,229	$ 6,620	$ 3,140	$ 11,799	$ 11,799	26.62%
53010 - Workers Compensation	$ 6,324	$ 6,061	$ 5,200	$ 3,643	$ 3,074	$ -	$ 3,122	$ 3,122	0.00%
Personnel Services- Salaries & Wages	**$ 155,244**	**$ 131,099**	**$ 112,890**	**$ 116,601**	**$ 124,661**	**$ 49,837**	**$ 180,390**	**$ 180,390**	**27.63%**
40000 - Salaries and Wages	$ 155,244	$ 131,099	$ 112,890	$ 116,601	$ 124,661	$ 49,837	$ 180,390	$ 180,390	27.63%
40002 - Non-Union Wage Increase	$ -	$ -	$ -	$ -	$ -	$ -	$ -	$ -	0.00%
40003 - Cost of Living Increase	$ -	$ -	$ -	$ -	$ -	$ -	$ -	$ -	0.00%
230 Regional Office of Education									
001 General Fund									
Expenses	***$ 320,825***	***$ 411,252***	***$ 438,858***	***$ 376,276***	***$ 412,507***	***$ 159,388***	***$ 398,262***	***$ 367,416***	***40.02%***
Contingency and Other	**$ -**	**$ -**	**$ -**	**$ -**	**$ -**	**$ -**	**$ -**	**$ 367,416**	**0.00%**
85000 - Allowance for Budget Expense	$ -	$ -	$ -	$ -	$ -	$ -	$ -	$ 367,416	0.00%
Contractual Services	**$ -**	**$ -**	**$ -**	**$ -**	**$ -**	**$ -**	**$ -**	**$ -**	**0.00%**
50150 - Contractual/Consulting Services	$ -	$ -	$ -	$ -	$ -	$ -	$ -	$ -	0.00%
Personnel Services- Employee Benefits	**$ 56,932**	**$ 74,094**	**$ 76,553**	**$ 80,480**	**$ -**	**$ -**	**$ -**	**$ -**	**0.00%**
45000 - Healthcare Contribution	$ 56,391	$ 73,225	$ 75,844	$ 79,389	$ -	$ -	$ -	$ -	0.00%
45010 - Dental Contribution	$ 541	$ 870	$ 709	$ 1,091	$ -	$ -	$ -	$ -	0.00%

Committee Revenue Expense Budget Report - by Account Detail

Through April 30, 2026 (41.7% YTD, 42.31% Payroll Expense through Pay Period Ending 04/25/2026)

***2021, 2022, 2023, 2024, 2025 DRAFT** and 2026 Actual Fiscal Year**

Department / Fund / Account Classification	2021 Actual Amount*	2022 Actual Amount*	2023 Actual Amount*	2024 Actual Amount*	2025 Actual Amount DRAFT**	2026 Actual Amount	2026 Amended Budget	2026 Adopted Budget	2026 YTD% Actual/Amended Budget
45100 - FICA/SS Contribution	$ -	$ -	$ -	$ -	$ -	$ -	$ -	$ -	0.00%
45200 - IMRF Contribution	$ -	$ -	$ -	$ -	$ -	$ -	$ -	$ -	0.00%
53010 - Workers Compensation	$ -	$ -	$ -	$ -	$ -	$ -	$ -	$ -	0.00%
Personnel Services- Salaries & Wages	**$ 263,893**	**$ 337,158**	**$ 362,305**	**$ 376,276**	**$ 412,507**	**$ 159,388**	**$ 398,262**	**$ -**	**40.02%**
40000 - Salaries and Wages	$ 263,893	$ 337,158	$ 362,305	$ 376,276	$ 412,507	$ 159,388	$ 398,262	$ -	40.02%
40002 - Non-Union Wage Increase	$ -	$ -	$ -	$ -	$ -	$ -	$ -	$ -	0.00%
40003 - Cost of Living Increase	$ -	$ -	$ -	$ -	$ -	$ -	$ -	$ -	0.00%
Services	**$ -**	**$ -**	**$ -**	**$ (80,480)**	**$ -**	**$ -**	**$ -**	**$ -**	**0.00%**
45005 - Healthcare Contribution Contra Account	$ -	$ -	$ -	$ (79,389)	$ -	$ -	$ -	$ -	0.00%
45015 - Dental Insurance Contra Account	$ -	$ -	$ -	$ (1,091)	$ -	$ -	$ -	$ -	0.00%
45105 - FICA/SS Contribution Contra Account	$ -	$ -	$ -	$ -	$ -	$ -	$ -	$ -	0.00%
45205 - IMRF Contribution Contra Account	$ -	$ -	$ -	$ -	$ -	$ -	$ -	$ -	0.00%
53015 - Worker's Comp Contra Account	$ -	$ -	$ -	$ -	$ -	$ -	$ -	$ -	0.00%
240 Judiciary and Courts									
001 General Fund									
Revenue	***$ 802,507***	***$ 955,012***	***$ 906,246***	***$ 1,040,573***	***$ 1,074,036***	***$ 274,219***	***$ 1,249,150***	***$ 1,249,150***	***21.95%***
Other	**$ -**	**$ 53,697**	**$ -**	**$ 8,454**	**$ 8,912**	**$ -**	**$ 5,000**	**$ 5,000**	**0.00%**
38900 - Miscellaneous Other	$ -	$ 53,697	$ -	$ 8,454	$ 8,912	$ -	$ 5,000	$ 5,000	0.00%
Reimbursements	**$ 463,131**	**$ 540,646**	**$ 545,614**	**$ 645,926**	**$ 679,109**	**$ 132,120**	**$ 900,000**	**$ 900,000**	**14.68%**
37630 - Interpreter Service Reimbursements	$ 463,131	$ 540,646	$ 545,614	$ 645,926	$ 679,109	$ 132,120	$ 900,000	$ 900,000	14.68%
Charges for Services	**$ 123,444**	**$ 108,898**	**$ 96,761**	**$ 103,638**	**$ 95,868**	**$ 13,919**	**$ 90,000**	**$ 90,000**	**15.47%**
34520 - Mental Health/Specialty Court Fees	$ 123,444	$ 108,898	$ 96,761	$ 103,638	$ 95,868	$ 13,919	$ 90,000	$ 90,000	15.47%
Grants	**$ 552**	**$ 5,122**	**$ 2,744**	**$ 2,928**	**$ 2,703**	**$ 1,128**	**$ 4,150**	**$ 4,150**	**27.18%**
33700 - Child Protection Data Court Grant	$ 552	$ 5,122	$ 2,744	$ 2,928	$ 2,703	$ 1,128	$ -	$ -	0.00%
33902 - Grants - State Government	$ -	$ -	$ -	$ -	$ -	$ -	$ 4,150	$ 4,150	0.00%
Fines	**$ 215,380**	**$ 246,650**	**$ 261,128**	**$ 279,628**	**$ 287,445**	**$ 127,052**	**$ 250,000**	**$ 250,000**	**50.82%**
36115 - Judicial Technology Fine	$ 215,380	$ 246,650	$ 261,128	$ 279,628	$ 287,445	$ 127,052	$ 250,000	$ 250,000	50.82%
Expenses	***$ 3,146,700***	***$ 3,523,837***	***$ 3,803,491***	***$ 3,651,612***	***$ 4,090,953***	***$ 1,450,140***	***$ 4,171,199***	***$ 4,171,199***	***34.77%***
Capital	**$ 16,250**	**$ -**	**$ -**	**$ -**	**$ -**	**$ -**	**$ -**	**$ -**	**0.00%**
70080 - Office Furniture	$ 16,250	$ -	$ -	$ -	$ -	$ -	$ -	$ -	0.00%
Commodities	**$ 117,390**	**$ 97,198**	**$ 114,701**	**$ 89,047**	**$ 130,566**	**$ 17,081**	**$ 100,000**	**$ 100,000**	**17.08%**
60000 - Office Supplies	$ 9,605	$ 15,217	$ 8,447	$ 8,428	$ 9,491	$ 1,801	$ 9,000	$ 9,000	20.02%
60010 - Operating Supplies	$ 17,760	$ 18,722	$ 13,260	$ 13,750	$ 24,816	$ 3,624	$ 10,500	$ 10,500	34.51%
60020 - Computer Related Supplies	$ 10,977	$ 9,347	$ 15,067	$ 2,724	$ 4,072	$ 2,733	$ 5,000	$ 5,000	54.66%
60040 - Postage	$ 22	$ 52	$ 1,158	$ 93	$ 30	$ 1,450	$ 1,500	$ 1,500	96.67%
60050 - Books and Subscriptions	$ 74,542	$ 36,779	$ 71,754	$ 59,370	$ 88,395	$ 6,694	$ 66,100	$ 66,100	10.13%
60055 - Office Equipment - Non Capital	$ 3,250	$ -	$ -	$ -	$ -	$ -	$ -	$ -	0.00%
60070 - Computer Hardware- Non Capital	$ -	$ 14,981	$ -	$ -	$ -	$ -	$ -	$ -	0.00%
60080 - Employee Recognition Supplies	$ 924	$ 1,497	$ 4,017	$ 2,796	$ 3,177	$ 637	$ 5,000	$ 5,000	12.74%
60210 - Uniform Supplies	$ 518	$ 604	$ 998	$ 1,886	$ 585	$ 141	$ 2,400	$ 2,400	5.89%
60265 - Public Health Commodities - Coronavirus	$ (208)	$ -	$ -	$ -	$ -	$ -	$ -	$ -	0.00%
64000 - Telephone	$ -	$ -	$ -	$ -	$ -	$ -	$ 500	$ 500	0.00%
Contractual Services	**$ 1,072,541**	**$ 1,345,647**	**$ 1,441,454**	**$ 1,484,302**	**$ 1,745,764**	**$ 550,358**	**$ 1,684,960**	**$ 1,684,960**	**32.66%**
50040 - State of Illinois Salaries	$ -	$ -	$ -	$ 15,334	$ 15,500	$ -	$ 16,000	$ 16,000	0.00%
50050 - Jurors- Circuit Court	$ 120,567	$ 121,612	$ 132,809	$ 137,700	$ 162,363	$ 51,708	$ 150,000	$ 150,000	34.47%

Committee Revenue Expense Budget Report - by Account Detail

Through April 30, 2026 (41.7% YTD, 42.31% Payroll Expense through Pay Period Ending 04/25/2026)

***2021, 2022, 2023, 2024, 2025 DRAFT** and 2026 Actual Fiscal Year**

Department / Fund / Account Classification	2021 Actual Amount*	2022 Actual Amount*	2023 Actual Amount*	2024 Actual Amount*	2025 Actual Amount DRAFT**	2026 Actual Amount	2026 Amended Budget	2026 Adopted Budget	2026 YTD% Actual/Amended Budget
50060 - Jurors- Grand Jury	$ 174	$ -	$ -	$ -	$ -	$ -	$ 1,000	$ 1,000	0.00%
50070 - Jurors' Expense	$ 107,696	$ 121,665	$ 147,990	$ 112,991	$ 132,783	$ 41,086	$ 205,000	$ 205,000	20.04%
50120 - Per Diem Expense	$ 136,848	$ 43,930	$ 36,490	$ 75,561	$ 74,702	$ 26,219	$ 100,000	$ 100,000	26.22%
50150 - Contractual/Consulting Services	$ 489,532	$ 657,422	$ 654,638	$ 679,305	$ 825,449	$ 284,004	$ 415,960	$ 415,960	68.28%
50190 - Court Appointed Counsel	$ 149,681	$ 239,267	$ 261,444	$ 295,892	$ 296,844	$ 76,171	$ 300,000	$ 300,000	25.39%
50200 - Psychological/Psychiatric Srvs	$ 13,903	$ 23,600	$ 5,250	$ 6,553	$ 1,350	$ 550	$ 40,000	$ 40,000	1.38%
50235 - Public Health Services - Coronavirus	$ 208	$ -	$ -	$ -	$ -	$ -	$ -	$ -	0.00%
50665 - Judicial Technology Fine Expenses	$ -	$ -	$ 2,262	$ 47,952	$ 57,618	$ 35,723	$ 273,500	$ 273,500	13.06%
52160 - Repairs and Maint- Equipment	$ 29,785	$ 11,302	$ 4,900	$ 3,375	$ 2,700	$ 24	$ 10,000	$ 10,000	0.24%
52190 - Equipment Rental	$ 6,299	$ 10,339	$ 14,048	$ 12,800	$ 11,943	$ 4,106	$ 15,000	$ 15,000	27.38%
53000 - Liability Insurance	$ 1,984	$ 5,952	$ 4,366	$ 4,366	$ 4,368	$ -	$ 6,000	$ 6,000	0.00%
53060 - General Printing	$ 334	$ 1,694	$ 634	$ 208	$ -	$ -	$ 1,000	$ 1,000	0.00%
53100 - Conferences and Meetings	$ 4,493	$ 13,963	$ 19,540	$ 11,066	$ 13,856	$ 8,188	$ 20,000	$ 20,000	40.94%
53110 - Employee Training	$ -	$ -	$ 990	$ 1,478	$ 625	$ -	$ 3,000	$ 3,000	0.00%
53120 - Employee Mileage Expense	$ 406	$ 951	$ 1,691	$ 696	$ 2,186	$ 282	$ 3,000	$ 3,000	9.40%
53130 - General Association Dues	$ 95	$ 370	$ 620	$ 364	$ 200	$ 207	$ 500	$ 500	41.40%
55000 - Miscellaneous Contractual Exp	$ 10,535	$ 93,581	$ 153,781	$ 78,661	$ 143,279	$ 22,089	$ 125,000	$ 125,000	17.67%
Personnel Services- Employee Benefits	**$ 337,414**	**$ 385,244**	**$ 386,102**	**$ 388,987**	**$ -**	**$ -**	**$ 860,885**	**$ 860,885**	**0.00%**
45000 - Healthcare Contribution	$ 325,961	$ 374,030	$ 375,054	$ 377,205	$ -	$ -	$ 469,655	$ 469,655	0.00%
45010 - Dental Contribution	$ 11,453	$ 11,214	$ 11,048	$ 11,782	$ -	$ -	$ 15,189	$ 15,189	0.00%
45100 - FICA/SS Contribution	$ -	$ -	$ -	$ -	$ -	$ -	$ 182,196	$ 182,196	0.00%
45200 - IMRF Contribution	$ -	$ -	$ -	$ -	$ -	$ -	$ 152,536	$ 152,536	0.00%
45400 - Uniform Allowance	$ -	$ -	$ -	$ -	$ -	$ -	$ -	$ -	0.00%
53010 - Workers Compensation	$ -	$ -	$ -	$ -	$ -	$ -	$ 41,309	$ 41,309	0.00%
Personnel Services- Salaries & Wages	**$ 1,579,952**	**$ 1,695,748**	**$ 1,861,234**	**$ 2,078,263**	**$ 2,214,623**	**$ 882,701**	**$ 2,386,239**	**$ 2,386,239**	**36.99%**
40000 - Salaries and Wages	$ 1,554,500	$ 1,680,214	$ 1,845,740	$ 2,073,114	$ 2,211,157	$ 880,623	$ 2,376,238	$ 2,376,238	37.06%
40003 - Cost of Living Increase	$ -	$ -	$ -	$ -	$ -	$ -	$ -	$ -	0.00%
40005 - New Position Budget Moved to Contingency	$ -	$ -	$ -	$ -	$ -	$ -	$ -	$ -	0.00%
40007 - Equity Study Adjustments	$ -	$ -	$ -	$ -	$ -	$ -	$ -	$ -	0.00%
40009 - Salaries and Wages Subsidy	$ (1,843)	$ -	$ -	$ -	$ -	$ -	$ -	$ -	0.00%
40040 - Lump Sum Distribution	$ 11,000	$ -	$ -	$ -	$ -	$ -	$ -	$ -	0.00%
40200 - Overtime Salaries	$ 3,171	$ 3,121	$ 5,244	$ 4,555	$ 3,465	$ 2,079	$ 10,001	$ 10,001	20.78%
40300 - Employee Per Diem	$ 680	$ -	$ -	$ 595	$ -	$ -	$ -	$ -	0.00%
40310 - Bond Call	$ 12,445	$ 12,413	$ 10,250	$ -	$ -	$ -	$ -	$ -	0.00%
Services	**$ -**	**$ -**	**$ -**	**$ (388,987)**	**$ -**	**$ -**	**$ (860,885)**	**$ (860,885)**	**0.00%**
45005 - Healthcare Contribution Contra Account	$ -	$ -	$ -	$ (377,205)	$ -	$ -	$ (469,655)	$ (469,655)	0.00%
45015 - Dental Insurance Contra Account	$ -	$ -	$ -	$ (11,782)	$ -	$ -	$ (15,189)	$ (15,189)	0.00%
45105 - FICA/SS Contribution Contra Account	$ -	$ -	$ -	$ -	$ -	$ -	$ (182,196)	$ (182,196)	0.00%
45205 - IMRF Contribution Contra Account	$ -	$ -	$ -	$ -	$ -	$ -	$ (152,536)	$ (152,536)	0.00%
53015 - Worker's Comp Contra Account	$ -	$ -	$ -	$ -	$ -	$ -	$ (41,309)	$ (41,309)	0.00%
Transfers Out	**$ 23,153**	**$ -**	**$ -**	**$ -**	**$ -**	**$ -**	**$ -**	**$ -**	**0.00%**
99000 - Transfer To Other Funds	$ 23,153	$ -	$ -	$ -	$ -	$ -	$ -	$ -	0.00%
99200 - Transfer to Court Automation Fund 200	$ -	$ -	$ -	$ -	$ -	$ -	$ -	$ -	0.00%

Committee Revenue Expense Budget Report - by Account Detail

Through April 30, 2026 (41.7% YTD, 42.31% Payroll Expense through Pay Period Ending 04/25/2026)

***2021, 2022, 2023, 2024, 2025 DRAFT** and 2026 Actual Fiscal Year**

Department / Fund / Account Classification	2021 Actual Amount*	2022 Actual Amount*	2023 Actual Amount*	2024 Actual Amount*	2025 Actual Amount DRAFT**	2026 Actual Amount	2026 Amended Budget	2026 Adopted Budget	2026 YTD% Actual/Amended Budget
195 Children's Waiting Room									
Revenue	***$ 236,727***	***$ 259,153***	***$ 288,745***	***$ 314,293***	***$ 346,931***	***$ 151,307***	***$ 212,001***	***$ 212,001***	***71.37%***
Interest Revenue	**$ (528)**	**$ (4,065)**	**$ 13,989**	**$ 26,813**	**$ 37,627**	**$ 5,717**	**$ 12,001**	**$ 12,001**	**47.64%**
38000 - Investment Income	$ (528)	$ (4,065)	$ 13,989	$ 26,813	$ 37,627	$ 5,717	$ 12,001	$ 12,001	47.64%
Other	**$ -**	**$ -**	**$ -**	**$ -**	**$ -**	**$ -**	**$ -**	**$ -**	**0.00%**
39900 - Fund Balance Utilization	$ -	$ -	$ -	$ -	$ -	$ -	$ -	$ -	0.00%
Charges for Services	**$ 237,255**	**$ 263,218**	**$ 274,756**	**$ 287,480**	**$ 309,304**	**$ 145,590**	**$ 200,000**	**$ 200,000**	**72.80%**
34270 - Children's Waiting Room Fees	$ 237,255	$ 263,218	$ 274,756	$ 287,480	$ 309,304	$ 145,590	$ 200,000	$ 200,000	72.80%
Expenses	***$ 606,923***	***$ 135,394***	***$ 159,768***	***$ 161,290***	***$ 187,408***	***$ 60,674***	***$ 212,001***	***$ 212,001***	***28.62%***
Commodities	**$ -**	**$ 361**	**$ -**	**$ -**	**$ -**	**$ -**	**$ -**	**$ -**	**0.00%**
60000 - Office Supplies	$ -	$ 361	$ -	$ -	$ -	$ -	$ -	$ -	0.00%
Contingency and Other	**$ -**	**$ -**	**$ -**	**$ -**	**$ -**	**$ -**	**$ 1**	**$ 1**	**0.00%**
89000 - Addition to Fund Balance	$ -	$ -	$ -	$ -	$ -	$ -	$ 1	$ 1	0.00%
Contractual Services	**$ 129,060**	**$ 123,033**	**$ 147,768**	**$ 149,290**	**$ 175,408**	**$ 48,674**	**$ 200,000**	**$ 200,000**	**24.34%**
50150 - Contractual/Consulting Services	$ 129,060	$ 123,033	$ 147,768	$ 149,290	$ 175,408	$ 48,674	$ 200,000	$ 200,000	24.34%
53000 - Liability Insurance	$ -	$ -	$ -	$ -	$ -	$ -	$ -	$ -	0.00%
Transfers Out	**$ 477,863**	**$ 12,000**	**$ 12,000**	**$ 12,000**	**$ 12,000**	**$ 12,000**	**$ 12,000**	**$ 12,000**	**100.00%**
99000 - Transfer To Other Funds	$ 477,863	$ -	$ -	$ -	$ -	$ -	$ -	$ -	0.00%
99001 - Transfer to General Fund 001	$ -	$ 12,000	$ 12,000	$ 12,000	$ 12,000	$ 12,000	$ 12,000	$ 12,000	100.00%
196 D.U.I.									
Revenue	***$ 20,257***	***$ 5,194***	***$ 16,080***	***$ 15,158***	***$ 16,482***	***$ 2,368***	***$ 17,650***	***$ 17,650***	***13.42%***
Interest Revenue	**$ (1)**	**$ (2,812)**	**$ 10,399**	**$ 13,441**	**$ 14,195**	**$ 2,017**	**$ 5,650**	**$ 5,650**	**35.70%**
38000 - Investment Income	$ (1)	$ (2,812)	$ 10,399	$ 13,441	$ 14,195	$ 2,017	$ 5,650	$ 5,650	35.70%
Fines	**$ 20,258**	**$ 8,006**	**$ 5,681**	**$ 1,717**	**$ 2,287**	**$ 351**	**$ 12,000**	**$ 12,000**	**2.93%**
36050 - DUI Fines	$ 20,258	$ 8,006	$ 5,681	$ 1,717	$ 2,287	$ 351	$ 12,000	$ 12,000	2.93%
Expenses	***$ -***	***$ -***	***$ -***	***$ -***	***$ -***	***$ -***	***$ 17,650***	***$ 17,650***	***0.00%***
Contingency and Other	**$ -**	**$ -**	**$ -**	**$ -**	**$ -**	**$ -**	**$ 5,650**	**$ 5,650**	**0.00%**
89000 - Addition to Fund Balance	$ -	$ -	$ -	$ -	$ -	$ -	$ 5,650	$ 5,650	0.00%
Contractual Services	**$ -**	**$ -**	**$ -**	**$ -**	**$ -**	**$ -**	**$ 12,000**	**$ 12,000**	**0.00%**
50150 - Contractual/Consulting Services	$ -	$ -	$ -	$ -	$ -	$ -	$ 12,000	$ 12,000	0.00%
197 Foreclosure Mediation Fund									
Revenue	***$ 26,963***	***$ 46,609***	***$ 26,580***	***$ 7,316***	***$ 7,749***	***$ 1,096***	***$ 3,362***	***$ 3,362***	***32.60%***
Interest Revenue	**$ (37)**	**$ (1,691)**	**$ 6,780**	**$ 7,316**	**$ 7,749**	**$ 1,096**	**$ 3,360**	**$ 3,360**	**32.62%**
38000 - Investment Income	$ (37)	$ (1,691)	$ 6,780	$ 7,316	$ 7,749	$ 1,096	$ 3,360	$ 3,360	32.62%
Other	**$ -**	**$ -**	**$ -**	**$ -**	**$ -**	**$ -**	**$ -**	**$ -**	**0.00%**
39900 - Fund Balance Utilization	$ -	$ -	$ -	$ -	$ -	$ -	$ -	$ -	0.00%
Charges for Services	**$ 9,900**	**$ 48,300**	**$ 19,800**	**$ -**	**$ -**	**$ -**	**$ 2**	**$ 2**	**0.00%**
34375 - Foreclosure Filing Fee	$ 9,900	$ 48,300	$ 19,800	$ -	$ -	$ -	$ 2	$ 2	0.00%

Committee Revenue Expense Budget Report - by Account Detail

Through April 30, 2026 (41.7% YTD, 42.31% Payroll Expense through Pay Period Ending 04/25/2026)

***2021, 2022, 2023, 2024, 2025 DRAFT** and 2026 Actual Fiscal Year**

Department / Fund / Account Classification	2021 Actual Amount*	2022 Actual Amount*	2023 Actual Amount*	2024 Actual Amount*	2025 Actual Amount DRAFT**	2026 Actual Amount	2026 Amended Budget	2026 Adopted Budget	2026 YTD% Actual/Amended Budget
Transfers In	**$ 17,100**	**$ -**	**$ -**	**$ -**	**$ -**	**$ -**	**$ -**	**$ -**	**0.00%**
39000 - Transfer From Other Funds	$ 17,100	$ -	$ -	$ -	$ -	$ -	$ -	$ -	0.00%
Expenses	***$ 50,710***	***$ 20,900***	***$ 33,822***	***$ -***	***$ -***	***$ -***	***$ 3,362***	***$ 3,362***	***0.00%***
Commodities	**$ -**	**$ -**	**$ -**	**$ -**	**$ -**	**$ -**	**$ 1**	**$ 1**	**0.00%**
60000 - Office Supplies	$ -	$ -	$ -	$ -	$ -	$ -	$ 1	$ 1	0.00%
Contingency and Other	**$ -**	**$ -**	**$ -**	**$ -**	**$ -**	**$ -**	**$ 2**	**$ 2**	**0.00%**
89000 - Addition to Fund Balance	$ -	$ -	$ -	$ -	$ -	$ -	$ 2	$ 2	0.00%
Contractual Services	**$ 50,710**	**$ 20,900**	**$ 30,909**	**$ -**	**$ -**	**$ -**	**$ 3,359**	**$ 3,359**	**0.00%**
50150 - Contractual/Consulting Services	$ 50,710	$ 20,900	$ 30,909	$ -	$ -	$ -	$ 3,359	$ 3,359	0.00%
Transfers Out	**$ -**	**$ -**	**$ 2,913**	**$ -**	**$ -**	**$ -**	**$ -**	**$ -**	**0.00%**
99001 - Transfer to General Fund 001	$ -	$ -	$ 2,913	$ -	$ -	$ -	$ -	$ -	0.00%
492 Marriage Fees									
Revenue	***$ 9,680***	***$ 10,321***	***$ 10,892***	***$ 10,890***	***$ 10,413***	***$ 4,040***	***$ 3,086***	***$ 3,086***	***130.91%***
Interest Revenue	**$ -**	**$ (49)**	**$ 167**	**$ 210**	**$ 73**	**$ -**	**$ 86**	**$ 86**	**0.00%**
38000 - Investment Income	$ -	$ (49)	$ 167	$ 210	$ 73	$ -	$ 86	$ 86	0.00%
Charges for Services	**$ 6,080**	**$ 10,370**	**$ 10,725**	**$ 10,680**	**$ 10,340**	**$ 4,040**	**$ 3,000**	**$ 3,000**	**134.67%**
35390 - Wedding Fee	$ 6,080	$ 10,370	$ 10,725	$ 10,680	$ 10,340	$ 4,040	$ 3,000	$ 3,000	134.67%
Transfers In	**$ 3,600**	**$ -**	**$ -**	**$ -**	**$ -**	**$ -**	**$ -**	**$ -**	**0.00%**
39000 - Transfer From Other Funds	$ 3,600	$ -	$ -	$ -	$ -	$ -	$ -	$ -	0.00%
Expenses	***$ 10,598***	***$ 9,912***	***$ 12,666***	***$ 10,774***	***$ 10,709***	***$ -***	***$ 3,086***	***$ 3,086***	***0.00%***
Commodities	**$ 513**	**$ 517**	**$ 12,666**	**$ 10,774**	**$ 10,709**	**$ -**	**$ 3,086**	**$ 3,086**	**0.00%**
60010 - Operating Supplies	$ 513	$ 517	$ 12,666	$ 10,774	$ 10,709	$ -	$ 3,086	$ 3,086	0.00%
Contingency and Other	**$ -**	**$ -**	**$ -**	**$ -**	**$ -**	**$ -**	**$ -**	**$ -**	**0.00%**
89000 - Addition to Fund Balance	$ -	$ -	$ -	$ -	$ -	$ -	$ -	$ -	0.00%
Contractual Services	**$ 10,085**	**$ 9,395**	**$ -**	**$ -**	**$ -**	**$ -**	**$ -**	**$ -**	**0.00%**
53130 - General Association Dues	$ 10,085	$ 9,395	$ -	$ -	$ -	$ -	$ -	$ -	0.00%
250 Circuit Clerk									
001 General Fund									
Revenue	***$ 3,872,703***	***$ 3,699,797***	***$ 3,716,799***	***$ 3,582,824***	***$ 3,701,035***	***$ 1,592,460***	***$ 3,380,000***	***$ 3,380,000***	***47.11%***
Interest Revenue	**$ 7,997**	**$ 2,993**	**$ 12,307**	**$ 16,846**	**$ 13,310**	**$ 3,923**	**$ 15,000**	**$ 15,000**	**26.15%**
38030 - Investment Income- Other Depts	$ 7,997	$ 2,993	$ 12,307	$ 16,846	$ 13,310	$ 3,923	$ 15,000	$ 15,000	26.15%
Charges for Services	**$ 3,863,968**	**$ 3,695,702**	**$ 3,696,761**	**$ 3,565,953**	**$ 3,687,203**	**$ 1,588,438**	**$ 3,365,000**	**$ 3,365,000**	**47.20%**
34200 - General Circuit Division Fees	$ 2,948,599	$ 2,838,423	$ 2,863,914	$ 2,782,747	$ 2,885,448	$ 1,353,430	$ 2,870,000	$ 2,870,000	47.16%
34210 - 10% Bond Fees	$ 474,986	$ 412,807	$ 363,401	$ 39,010	$ 15,294	$ 6,801	$ -	$ -	0.00%
34220 - Mailing Fees	$ 40,823	$ 32,745	$ 42,014	$ 40,593	$ 58,329	$ 20,547	$ 45,000	$ 45,000	45.66%
34230 - County Court System Fees	$ 399,535	$ 411,702	$ 427,432	$ 456,505	$ 469,484	$ 207,660	$ 450,000	$ 450,000	46.15%
35260 - Additional Circuit Divison Fees	$ 25	$ 25	$ -	$ 247,098	$ 258,648	$ -	$ -	$ -	0.00%
Transfers In	**$ -**	**$ -**	**$ 7,631**	**$ -**	**$ -**	**$ -**	**$ -**	**$ -**	**0.00%**
39355 - Transfer from American Rescue Plan Fund 355	$ -	$ -	$ 7,631	$ -	$ -	$ -	$ -	$ -	0.00%
Fines	**$ 739**	**$ 1,103**	**$ 100**	**$ 25**	**$ 522**	**$ 100**	**$ -**	**$ -**	**0.00%**
36050 - DUI Fines	$ 739	$ 1,103	$ 100	$ 25	$ 522	$ 100	$ -	$ -	0.00%

Committee Revenue Expense Budget Report - by Account Detail

Through April 30, 2026 (41.7% YTD, 42.31% Payroll Expense through Pay Period Ending 04/25/2026)

***2021, 2022, 2023, 2024, 2025 DRAFT** and 2026 Actual Fiscal Year**

Department / Fund / Account Classification	2021 Actual Amount*	2022 Actual Amount*	2023 Actual Amount*	2024 Actual Amount*	2025 Actual Amount DRAFT**	2026 Actual Amount	2026 Amended Budget	2026 Adopted Budget	2026 YTD% Actual/Amended Budget
Expenses	***$ 3,355,088***	***$ 3,668,282***	***$ 4,666,994***	***$ 4,482,421***	***$ 4,423,375***	***$ 1,663,331***	***$ 4,997,491***	***$ 4,997,491***	***33.28%***
Capital	**$ -**	**$ -**	**$ 2,444**	**$ -**	**$ -**	**$ -**	**$ -**	**$ -**	**0.00%**
70000 - Computers	$ -	$ -	$ 2,444	$ -	$ -	$ -	$ -	$ -	0.00%
Commodities	**$ 28,900**	**$ 20,873**	**$ 51,760**	**$ 57,034**	**$ 58,359**	**$ 3,220**	**$ 57,082**	**$ 57,082**	**5.64%**
60000 - Office Supplies	$ 27,304	$ 15,200	$ 48,298	$ 56,908	$ 58,303	$ 3,169	$ 42,958	$ 42,958	7.38%
60050 - Books and Subscriptions	$ 1,506	$ 1,489	$ -	$ -	$ -	$ -	$ 1,000	$ 1,000	0.00%
60265 - Public Health Commodities - Coronavirus	$ -	$ -	$ -	$ -	$ -	$ -	$ -	$ -	0.00%
63040 - Fuel- Vehicles	$ 90	$ 69	$ 114	$ 126	$ 57	$ 51	$ 500	$ 500	10.24%
64000 - Telephone	$ -	$ 4,115	$ 3,347	$ -	$ -	$ -	$ 12,624	$ 12,624	0.00%
Contractual Services	**$ 35,669**	**$ 46,907**	**$ 55,858**	**$ 51,576**	**$ 43,397**	**$ 43,634**	**$ 139,324**	**$ 139,324**	**31.32%**
50160 - Legal Services	$ 1,266	$ 1,230	$ 2,075	$ 5,023	$ 2,280	$ 30,456	$ 35,400	$ 35,400	86.03%
50235 - Public Health Services - Coronavirus	$ -	$ 4,983	$ -	$ -	$ -	$ -	$ -	$ -	0.00%
52160 - Repairs and Maint- Equipment	$ 10,470	$ 9,998	$ 7,845	$ 3,153	$ 3,246	$ 232	$ 9,140	$ 9,140	2.53%
52230 - Repairs and Maint- Vehicles	$ 72	$ -	$ -	$ -	$ -	$ -	$ 5,000	$ 5,000	0.00%
53060 - General Printing	$ 2,293	$ 540	$ 13,352	$ 9,275	$ 1,011	$ -	$ 2,500	$ 2,500	0.00%
53070 - Legal Printing	$ -	$ 120	$ -	$ -	$ -	$ -	$ -	$ -	0.00%
53100 - Conferences and Meetings	$ 6,972	$ 9,744	$ 6,808	$ 8,418	$ 13,185	$ 4,516	$ 28,094	$ 28,094	16.07%
53110 - Employee Training	$ 95	$ 759	$ 3,598	$ 96	$ 281	$ -	$ 15,790	$ 15,790	0.00%
53120 - Employee Mileage Expense	$ 13,214	$ 18,122	$ 20,701	$ 24,366	$ 21,797	$ 7,105	$ 41,050	$ 41,050	17.31%
53130 - General Association Dues	$ 1,287	$ 1,412	$ 1,480	$ 1,245	$ 1,595	$ 1,325	$ 2,150	$ 2,150	61.63%
53170 - Employee Medical Expense	$ -	$ -	$ -	$ -	$ -	$ -	$ 200	$ 200	0.00%
Personnel Services- Employee Benefits	**$ 539,532**	**$ 739,414**	**$ 877,515**	**$ 944,096**	**$ -**	**$ -**	**$ 1,690,628**	**$ 1,690,628**	**0.00%**
45000 - Healthcare Contribution	$ 520,645	$ 715,651	$ 851,252	$ 915,681	$ -	$ -	$ 900,589	$ 900,589	0.00%
45010 - Dental Contribution	$ 18,887	$ 23,763	$ 26,264	$ 28,415	$ -	$ -	$ 27,332	$ 27,332	0.00%
45100 - FICA/SS Contribution	$ -	$ -	$ -	$ -	$ -	$ -	$ 365,552	$ 365,552	0.00%
45200 - IMRF Contribution	$ -	$ -	$ -	$ -	$ -	$ -	$ 314,037	$ 314,037	0.00%
53010 - Workers Compensation	$ -	$ -	$ -	$ -	$ -	$ -	$ 83,118	$ 83,118	0.00%
Personnel Services- Salaries & Wages	**$ 2,750,988**	**$ 2,855,446**	**$ 3,679,417**	**$ 4,373,811**	**$ 4,321,619**	**$ 1,616,478**	**$ 4,801,085**	**$ 4,801,085**	**33.67%**
40000 - Salaries and Wages	$ 2,691,915	$ 2,806,710	$ 3,616,288	$ 4,285,007	$ 4,238,592	$ 1,583,275	$ 4,530,699	$ 4,530,699	34.95%
40003 - Cost of Living Increase	$ -	$ -	$ -	$ -	$ -	$ -	$ -	$ -	0.00%
40005 - New Position Budget Moved to Contingency	$ -	$ -	$ -	$ -	$ -	$ -	$ -	$ -	0.00%
40200 - Overtime Salaries	$ 35,942	$ 28,660	$ 34,801	$ 50,752	$ 46,790	$ 18,526	$ 205,380	$ 205,380	9.02%
40310 - Bond Call	$ 23,130	$ 20,076	$ 28,328	$ 38,051	$ 36,236	$ 14,678	$ 65,006	$ 65,006	22.58%
Services	**$ -**	**$ -**	**$ -**	**$ (944,096)**	**$ -**	**$ -**	**$ (1,690,628)**	**$ (1,690,628)**	**0.00%**
45005 - Healthcare Contribution Contra Account	$ -	$ -	$ -	$ (915,681)	$ -	$ -	$ (900,589)	$ (900,589)	0.00%
45015 - Dental Insurance Contra Account	$ -	$ -	$ -	$ (28,415)	$ -	$ -	$ (27,332)	$ (27,332)	0.00%
45105 - FICA/SS Contribution Contra Account	$ -	$ -	$ -	$ -	$ -	$ -	$ (365,552)	$ (365,552)	0.00%
45205 - IMRF Contribution Contra Account	$ -	$ -	$ -	$ -	$ -	$ -	$ (314,037)	$ (314,037)	0.00%
53015 - Worker's Comp Contra Account	$ -	$ -	$ -	$ -	$ -	$ -	$ (83,118)	$ (83,118)	0.00%
Transfers Out	**$ -**	**$ 5,641**	**$ -**	**$ -**	**$ -**	**$ -**	**$ -**	**$ -**	**0.00%**
99010 - Transfer To Insurance Liability Fund 010	$ -	$ 1,496	$ -	$ -	$ -	$ -	$ -	$ -	0.00%
99110 - Transfer to Illinois Municipal Retirement Fund 110	$ -	$ 1,940	$ -	$ -	$ -	$ -	$ -	$ -	0.00%
99111 - Transfer to FICA/Social Security Fund 111	$ -	$ 2,205	$ -	$ -	$ -	$ -	$ -	$ -	0.00%

Committee Revenue Expense Budget Report - by Account Detail

Through April 30, 2026 (41.7% YTD, 42.31% Payroll Expense through Pay Period Ending 04/25/2026)

***2021, 2022, 2023, 2024, 2025 DRAFT** and 2026 Actual Fiscal Year**

Department / Fund / Account Classification	2021 Actual Amount*	2022 Actual Amount*	2023 Actual Amount*	2024 Actual Amount*	2025 Actual Amount DRAFT**	2026 Actual Amount	2026 Amended Budget	2026 Adopted Budget	2026 YTD% Actual/Amended Budget
200 Court Automation									
Revenue	***$ 1,044,703***	***$ 764,272***	***$ 802,345***	***$ 898,490***	***$ 965,912***	***$ 382,969***	***$ 1,645,382***	***$ 1,645,382***	***23.28%***
Interest Revenue	**$ 272**	**$ (8,020)**	**$ 32,304**	**$ 69,072**	**$ 100,711**	**$ 15,327**	**$ 19,066**	**$ 19,066**	**80.39%**
38000 - Investment Income	$ 272	$ (8,020)	$ 32,304	$ 69,072	$ 100,711	$ 15,327	$ 19,066	$ 19,066	80.39%
Other	**$ -**	**$ -**	**$ -**	**$ -**	**$ -**	**$ -**	**$ 776,316**	**$ 776,316**	**0.00%**
39900 - Fund Balance Utilization	$ -	$ -	$ -	$ -	$ -	$ -	$ 776,316	$ 776,316	0.00%
Charges for Services	**$ 793,531**	**$ 772,291**	**$ 767,912**	**$ 829,418**	**$ 865,201**	**$ 367,642**	**$ 850,000**	**$ 850,000**	**43.25%**
35900 - Miscellaneous Fees	$ 793,531	$ 772,291	$ 767,912	$ 829,418	$ 865,201	$ 367,642	$ 850,000	$ 850,000	43.25%
Transfers In	**$ 250,900**	**$ -**	**$ 2,129**	**$ -**	**$ -**	**$ -**	**$ -**	**$ -**	**0.00%**
39000 - Transfer From Other Funds	$ 250,900	$ -	$ -	$ -	$ -	$ -	$ -	$ -	0.00%
39355 - Transfer from American Rescue Plan Fund 355	$ -	$ -	$ 2,129	$ -	$ -	$ -	$ -	$ -	0.00%
Expenses	***$ 1,086,095***	***$ 748,568***	***$ 443,013***	***$ 341,008***	***$ 531,347***	***$ 332,994***	***$ 1,645,382***	***$ 1,645,382***	***20.24%***
Capital	**$ -**	**$ -**	**$ -**	**$ -**	**$ -**	**$ -**	**$ 193,812**	**$ 193,812**	**0.00%**
70000 - Computers	$ -	$ -	$ -	$ -	$ -	$ -	$ -	$ -	0.00%
70020 - Computer Software- Capital	$ -	$ -	$ -	$ -	$ -	$ -	$ 193,812	$ 193,812	0.00%
70050 - Printers	$ -	$ -	$ -	$ -	$ -	$ -	$ -	$ -	0.00%
70090 - Office Equipment	$ -	$ -	$ -	$ -	$ -	$ -	$ -	$ -	0.00%
Commodities	**$ 27,630**	**$ 3,796**	**$ 3,823**	**$ 3,744**	**$ 8,924**	**$ 259**	**$ 185,250**	**$ 185,250**	**0.14%**
60000 - Office Supplies	$ -	$ -	$ -	$ -	$ -	$ 259	$ 25,000	$ 25,000	1.04%
60020 - Computer Related Supplies	$ 11,548	$ 172	$ -	$ -	$ -	$ -	$ -	$ -	0.00%
60070 - Computer Hardware- Non Capital	$ 16,082	$ -	$ -	$ -	$ 5,155	$ -	$ 155,750	$ 155,750	0.00%
64010 - Cellular Phone	$ -	$ 3,624	$ 3,823	$ 3,744	$ 3,769	$ -	$ 4,500	$ 4,500	0.00%
Contingency and Other	**$ -**	**$ -**	**$ -**	**$ -**	**$ -**	**$ -**	**$ -**	**$ -**	**0.00%**
89000 - Addition to Fund Balance	$ -	$ -	$ -	$ -	$ -	$ -	$ -	$ -	0.00%
Contractual Services	**$ 132,553**	**$ 134,337**	**$ 42,188**	**$ 26,922**	**$ 24,402**	**$ 13,052**	**$ 166,915**	**$ 166,915**	**7.82%**
52140 - Repairs and Maint- Copiers	$ -	$ -	$ -	$ -	$ 39	$ -	$ -	$ -	0.00%
52160 - Repairs and Maint- Equipment	$ 86,773	$ 103,604	$ 16,701	$ 2,138	$ 2,159	$ 2,159	$ 80,200	$ 80,200	2.69%
53000 - Liability Insurance	$ 8,905	$ 12,606	$ 13,711	$ 12,101	$ 14,096	$ -	$ 13,595	$ 13,595	0.00%
53020 - Unemployment Claims	$ 282	$ 3,293	$ 188	$ 196	$ 191	$ -	$ 120	$ 120	0.00%
53060 - General Printing	$ 28,301	$ 5,986	$ -	$ -	$ -	$ 7,976	$ 33,000	$ 33,000	24.17%
53100 - Conferences and Meetings	$ 7,979	$ 8,169	$ 11,195	$ 11,462	$ 6,838	$ 2,918	$ 37,000	$ 37,000	7.89%
53110 - Employee Training	$ -	$ -	$ -	$ -	$ 321	$ -	$ -	$ -	0.00%
53120 - Employee Mileage Expense	$ 313	$ 678	$ 393	$ 1,025	$ 758	$ -	$ 3,000	$ 3,000	0.00%
Personnel Services- Employee Benefits	**$ 185,901**	**$ 177,656**	**$ 120,351**	**$ 84,788**	**$ 135,837**	**$ 91,597**	**$ 324,589**	**$ 324,589**	**28.22%**
45000 - Healthcare Contribution	$ 100,194	$ 103,789	$ 74,186	$ 51,932	$ 85,108	$ 62,050	$ 196,885	$ 196,885	31.52%
45010 - Dental Contribution	$ 3,308	$ 2,856	$ 1,658	$ 1,040	$ 1,717	$ 1,376	$ 6,318	$ 6,318	21.77%
45100 - FICA/SS Contribution	$ 31,834	$ 29,536	$ 20,224	$ 14,668	$ 24,787	$ 15,233	$ 58,331	$ 58,331	26.11%
45200 - IMRF Contribution	$ 36,600	$ 26,262	$ 13,859	$ 8,819	$ 17,649	$ 12,938	$ 49,860	$ 49,860	25.95%
53010 - Workers Compensation	$ 13,965	$ 15,214	$ 10,424	$ 8,328	$ 6,576	$ -	$ 13,195	$ 13,195	0.00%
Personnel Services- Salaries & Wages	**$ 441,010**	**$ 407,642**	**$ 276,651**	**$ 201,784**	**$ 344,766**	**$ 215,569**	**$ 762,300**	**$ 762,300**	**28.28%**
40000 - Salaries and Wages	$ 441,001	$ 405,570	$ 276,576	$ 201,784	$ 344,766	$ 215,569	$ 762,300	$ 762,300	28.28%
40003 - Cost of Living Increase	$ -	$ -	$ -	$ -	$ -	$ -	$ -	$ -	0.00%
40200 - Overtime Salaries	$ 10	$ 2,072	$ 75	$ -	$ -	$ -	$ -	$ -	0.00%
40310 - Bond Call	$ -	$ -	$ -	$ -	$ -	$ -	$ -	$ -	0.00%
Transfers Out	**$ 299,000**	**$ 25,137**	**$ -**	**$ 23,770**	**$ 17,418**	**$ 12,516**	**$ 12,516**	**$ 12,516**	**100.00%**
99000 - Transfer To Other Funds	$ 299,000	$ -	$ -	$ -	$ -	$ -	$ -	$ -	0.00%

Committee Revenue Expense Budget Report - by Account Detail

Through April 30, 2026 (41.7% YTD, 42.31% Payroll Expense through Pay Period Ending 04/25/2026)

***2021, 2022, 2023, 2024, 2025 DRAFT** and 2026 Actual Fiscal Year**

Department / Fund / Account Classification	2021 Actual Amount*	2022 Actual Amount*	2023 Actual Amount*	2024 Actual Amount*	2025 Actual Amount DRAFT**	2026 Actual Amount	2026 Amended Budget	2026 Adopted Budget	2026 YTD% Actual/Amended Budget
99001 - Transfer to General Fund 001	$ -	$ 25,137	$ -	$ 23,770	$ 17,418	$ 12,516	$ 12,516	$ 12,516	100.00%
201 Court Document Storage									
Revenue	***$ 1,044,444***	***$ 745,678***	***$ 772,881***	***$ 861,980***	***$ 935,896***	***$ 379,529***	***$ 854,237***	***$ 854,237***	***44.43%***
Interest Revenue	**$ (425)**	**$ 346**	**$ 7,130**	**$ 34,471**	**$ 72,333**	**$ 12,533**	**$ 4,237**	**$ 4,237**	**295.81%**
38000 - Investment Income	$ (425)	$ 346	$ 7,130	$ 34,471	$ 72,333	$ 12,533	$ 4,237	$ 4,237	295.81%
Other	**$ -**	**$ -**	**$ -**	**$ -**	**$ -**	**$ -**	**$ -**	**$ -**	**0.00%**
39900 - Fund Balance Utilization	$ -	$ -	$ -	$ -	$ -	$ -	$ -	$ -	0.00%
Transfers In	**$ 289,100**	**$ -**	**$ 3,437**	**$ -**	**$ -**	**$ -**	**$ -**	**$ -**	**0.00%**
39000 - Transfer From Other Funds	$ 289,100	$ -	$ -	$ -	$ -	$ -	$ -	$ -	0.00%
39355 - Transfer from American Rescue Plan Fund 355	$ -	$ -	$ 3,437	$ -	$ -	$ -	$ -	$ -	0.00%
Fines	**$ 755,768**	**$ 745,332**	**$ 762,314**	**$ 827,509**	**$ 863,563**	**$ 366,996**	**$ 850,000**	**$ 850,000**	**43.18%**
36060 - Traffic Violation Fines	$ 755,768	$ 745,332	$ 762,314	$ 827,509	$ 863,563	$ 366,996	$ 850,000	$ 850,000	43.18%
Expenses	***$ 1,036,568***	***$ 891,297***	***$ 499,423***	***$ 325,646***	***$ 313,783***	***$ 124,463***	***$ 854,237***	***$ 854,237***	***14.57%***
Capital	**$ -**	**$ -**	**$ 7,500**	**$ -**	**$ -**	**$ -**	**$ 193,812**	**$ 193,812**	**0.00%**
70020 - Computer Software- Capital	$ -	$ -	$ -	$ -	$ -	$ -	$ 193,812	$ 193,812	0.00%
70050 - Printers	$ -	$ -	$ 7,500	$ -	$ -	$ -	$ -	$ -	0.00%
Commodities	**$ 13,954**	**$ 14,979**	**$ 1,685**	**$ 2,479**	**$ 16,671**	**$ 2,772**	**$ 94,020**	**$ 94,020**	**2.95%**
60000 - Office Supplies	$ 110	$ -	$ 1,593	$ 2,298	$ 16,628	$ 2,772	$ 52,500	$ 52,500	5.28%
60020 - Computer Related Supplies	$ 13,844	$ 14,629	$ -	$ -	$ -	$ -	$ 1,500	$ 1,500	0.00%
60070 - Computer Hardware- Non Capital	$ -	$ -	$ -	$ -	$ -	$ -	$ 40,020	$ 40,020	0.00%
64010 - Cellular Phone	$ -	$ 351	$ 92	$ 181	$ 43	$ -	$ -	$ -	0.00%
Contingency and Other	**$ -**	**$ -**	**$ -**	**$ -**	**$ -**	**$ -**	**$ 164,834**	**$ 164,834**	**0.00%**
89000 - Addition to Fund Balance	$ -	$ -	$ -	$ -	$ -	$ -	$ 164,834	$ 164,834	0.00%
Contractual Services	**$ 36,368**	**$ 59,557**	**$ 37,021**	**$ 57,796**	**$ 38,631**	**$ 14,053**	**$ 50,958**	**$ 50,958**	**27.58%**
50490 - Destruction of Records Services	$ 6,662	$ 3,231	$ 6,322	$ 3,769	$ 6,185	$ 2,290	$ 15,000	$ 15,000	15.27%
52140 - Repairs and Maint- Copiers	$ 6,179	$ 7,669	$ 10,216	$ 4,701	$ 5,352	$ 1,123	$ 10,720	$ 10,720	10.47%
52160 - Repairs and Maint- Equipment	$ 9,190	$ 28,680	$ 10,900	$ 43,124	$ 19,298	$ 10,640	$ 18,340	$ 18,340	58.01%
53000 - Liability Insurance	$ 13,898	$ 15,347	$ 9,268	$ 6,103	$ 7,692	$ -	$ 6,788	$ 6,788	0.00%
53020 - Unemployment Claims	$ 439	$ 4,631	$ 127	$ 99	$ 104	$ -	$ 110	$ 110	0.00%
53090 - Film Conversion/Book Binding	$ -	$ -	$ -	$ -	$ -	$ -	$ -	$ -	0.00%
53100 - Conferences and Meetings	$ -	$ -	$ 14	$ -	$ -	$ -	$ -	$ -	0.00%
53120 - Employee Mileage Expense	$ -	$ -	$ 175	$ -	$ -	$ -	$ -	$ -	0.00%
Personnel Services- Employee Benefits	**$ 342,159**	**$ 225,582**	**$ 143,094**	**$ 81,593**	**$ 73,122**	**$ 29,655**	**$ 107,164**	**$ 107,164**	**27.67%**
45000 - Healthcare Contribution	$ 214,970	$ 126,506	$ 96,572	$ 56,404	$ 46,705	$ 19,503	$ 67,240	$ 67,240	29.00%
45010 - Dental Contribution	$ 7,501	$ 3,630	$ 2,390	$ 1,458	$ 1,434	$ 598	$ 2,154	$ 2,154	27.74%
45100 - FICA/SS Contribution	$ 45,098	$ 41,127	$ 22,011	$ 12,197	$ 12,489	$ 5,169	$ 18,150	$ 18,150	28.48%
45200 - IMRF Contribution	$ 52,793	$ 35,585	$ 15,076	$ 7,333	$ 8,887	$ 4,386	$ 15,515	$ 15,515	28.27%
53010 - Workers Compensation	$ 21,797	$ 18,733	$ 7,046	$ 4,200	$ 3,607	$ -	$ 4,105	$ 4,105	0.00%

Committee Revenue Expense Budget Report - by Account Detail

Through April 30, 2026 (41.7% YTD, 42.31% Payroll Expense through Pay Period Ending 04/25/2026)

***2021, 2022, 2023, 2024, 2025 DRAFT** and 2026 Actual Fiscal Year**

Department / Fund / Account Classification	2021 Actual Amount*	2022 Actual Amount*	2023 Actual Amount*	2024 Actual Amount*	2025 Actual Amount DRAFT**	2026 Actual Amount	2026 Amended Budget	2026 Adopted Budget	2026 YTD% Actual/Amended Budget
Personnel Services- Salaries & Wages	**$ 644,087**	**$ 554,870**	**$ 310,122**	**$ 171,893**	**$ 173,747**	**$ 71,726**	**$ 237,191**	**$ 237,191**	**30.24%**
40000 - Salaries and Wages	$ 643,897	$ 545,389	$ 310,127	$ 171,893	$ 173,747	$ 71,726	$ 237,191	$ 237,191	30.24%
40003 - Cost of Living Increase	$ -	$ -	$ -	$ -	$ -	$ -	$ -	$ -	0.00%
40200 - Overtime Salaries	$ 157	$ 4,776	$ (6)	$ -	$ -	$ -	$ -	$ -	0.00%
40310 - Bond Call	$ 33	$ 4,705	$ -	$ -	$ -	$ -	$ -	$ -	0.00%
Transfers Out	**$ -**	**$ 36,309**	**$ -**	**$ 11,885**	**$ 11,612**	**$ 6,258**	**$ 6,258**	**$ 6,258**	**100.00%**
99000 - Transfer To Other Funds	$ -	$ -	$ -	$ -	$ -	$ -	$ -	$ -	0.00%
99001 - Transfer to General Fund 001	$ -	$ 36,309	$ -	$ 11,885	$ 11,612	$ 6,258	$ 6,258	$ 6,258	100.00%
202 Child Support									
Revenue	***$ 86,439***	***$ 94,412***	***$ 94,082***	***$ 83,233***	***$ 110,786***	***$ 29,290***	***$ 158,460***	***$ 158,460***	***18.48%***
Interest Revenue	**$ 78**	**$ (3,457)**	**$ 14,604**	**$ 17,798**	**$ 19,541**	**$ 2,731**	**$ 8,474**	**$ 8,474**	**32.23%**
38000 - Investment Income	$ 78	$ (3,457)	$ 14,604	$ 17,798	$ 19,541	$ 2,731	$ 8,474	$ 8,474	32.23%
Other	**$ -**	**$ -**	**$ -**	**$ -**	**$ -**	**$ -**	**$ 62,958**	**$ 62,958**	**0.00%**
39900 - Fund Balance Utilization	$ -	$ -	$ -	$ -	$ -	$ -	$ 62,958	$ 62,958	0.00%
Charges for Services	**$ 69,771**	**$ 89,238**	**$ 58,762**	**$ 45,821**	**$ 62,307**	**$ 20,595**	**$ 50,000**	**$ 50,000**	**41.19%**
34830 - Child Support Annual Admin Fees	$ 69,771	$ 89,238	$ 58,762	$ 45,821	$ 58,347	$ 20,595	$ 50,000	$ 50,000	41.19%
35900 - Miscellaneous Fees	$ -	$ -	$ -	$ -	$ 3,960	$ -	$ -	$ -	0.00%
Transfers In	**$ -**	**$ -**	**$ 640**	**$ -**	**$ -**	**$ -**	**$ -**	**$ -**	**0.00%**
39355 - Transfer from American Rescue Plan Fund 355	$ -	$ -	$ 640	$ -	$ -	$ -	$ -	$ -	0.00%
Grants	**$ 16,590**	**$ 8,631**	**$ 20,076**	**$ 19,614**	**$ 28,938**	**$ 5,964**	**$ 37,028**	**$ 37,028**	**16.11%**
33903 - Grants - Federal Government	$ -	$ -	$ -	$ -	$ -	$ -	$ 37,028	$ 37,028	0.00%
34835 - Court Clerk/HFS-SDU	$ 16,590	$ 8,631	$ 20,076	$ 19,614	$ 28,938	$ 5,964	$ -	$ -	0.00%
Expenses	***$ 108,156***	***$ 159,387***	***$ 94,038***	***$ 65,435***	***$ 74,085***	***$ 34,302***	***$ 158,460***	***$ 158,460***	***21.65%***
Commodities	**$ -**	**$ -**	**$ -**	**$ -**	**$ -**	**$ -**	**$ -**	**$ -**	**0.00%**
60000 - Office Supplies	$ -	$ -	$ -	$ -	$ -	$ -	$ -	$ -	0.00%
Contingency and Other	**$ -**	**$ -**	**$ -**	**$ -**	**$ -**	**$ -**	**$ -**	**$ -**	**0.00%**
89000 - Addition to Fund Balance	$ -	$ -	$ -	$ -	$ -	$ -	$ -	$ -	0.00%
Contractual Services	**$ 9,941**	**$ 5,088**	**$ 3,302**	**$ 1,571**	**$ 1,987**	**$ -**	**$ 12,090**	**$ 12,090**	**0.00%**
52160 - Repairs and Maint- Equipment	$ -	$ -	$ -	$ -	$ -	$ -	$ 800	$ 800	0.00%
53000 - Liability Insurance	$ 1,881	$ 3,908	$ 3,257	$ 1,546	$ 1,960	$ -	$ 3,828	$ 3,828	0.00%
53020 - Unemployment Claims	$ 60	$ 1,180	$ 45	$ 25	$ 27	$ -	$ 62	$ 62	0.00%
53060 - General Printing	$ 8,000	$ -	$ -	$ -	$ -	$ -	$ 7,400	$ 7,400	0.00%
53100 - Conferences and Meetings	$ -	$ -	$ -	$ -	$ -	$ -	$ -	$ -	0.00%
53130 - General Association Dues	$ -	$ -	$ -	$ -	$ -	$ -	$ -	$ -	0.00%
Personnel Services- Employee Benefits	**$ 26,807**	**$ 46,814**	**$ 17,360**	**$ 7,300**	**$ 8,485**	**$ 10,860**	**$ 37,494**	**$ 37,494**	**28.96%**
45000 - Healthcare Contribution	$ 11,854	$ 28,031	$ 5,332	$ -	$ -	$ 8,422	$ 20,432	$ 20,432	41.22%
45010 - Dental Contribution	$ 501	$ 923	$ 188	$ -	$ -	$ 269	$ 718	$ 718	37.45%
45100 - FICA/SS Contribution	$ 5,289	$ 6,960	$ 5,502	$ 3,899	$ 4,422	$ 1,169	$ 7,854	$ 7,854	14.89%
45200 - IMRF Contribution	$ 6,214	$ 6,183	$ 3,861	$ 2,337	$ 3,147	$ 1,000	$ 6,713	$ 6,713	14.89%
53010 - Workers Compensation	$ 2,950	$ 4,717	$ 2,477	$ 1,064	$ 915	$ -	$ 1,777	$ 1,777	0.00%
Personnel Services- Salaries & Wages	**$ 71,408**	**$ 96,313**	**$ 73,376**	**$ 50,622**	**$ 57,807**	**$ 17,184**	**$ 102,618**	**$ 102,618**	**16.75%**
40000 - Salaries and Wages	$ 70,893	$ 95,697	$ 72,770	$ 50,622	$ 57,807	$ 17,184	$ 101,618	$ 101,618	16.91%
40003 - Cost of Living Increase	$ -	$ -	$ -	$ -	$ -	$ -	$ -	$ -	0.00%
40009 - Salaries and Wages Subsidy	$ -	$ -	$ -	$ -	$ -	$ -	$ -	$ -	0.00%
40200 - Overtime Salaries	$ 515	$ 617	$ 606	$ -	$ -	$ -	$ 1,000	$ 1,000	0.00%
Transfers Out	**$ -**	**$ 11,172**	**$ -**	**$ 5,942**	**$ 5,806**	**$ 6,258**	**$ 6,258**	**$ 6,258**	**100.00%**

Committee Revenue Expense Budget Report - by Account Detail

Through April 30, 2026 (41.7% YTD, 42.31% Payroll Expense through Pay Period Ending 04/25/2026)

***2021, 2022, 2023, 2024, 2025 DRAFT** and 2026 Actual Fiscal Year**

Department / Fund / Account Classification	2021 Actual Amount*	2022 Actual Amount*	2023 Actual Amount*	2024 Actual Amount*	2025 Actual Amount DRAFT**	2026 Actual Amount	2026 Amended Budget	2026 Adopted Budget	2026 YTD% Actual/Amended Budget
99000 - Transfer To Other Funds	$ -	$ -	$ -	$ -	$ -	$ -	$ -	$ -	0.00%
99001 - Transfer to General Fund 001	$ -	$ 11,172	$ -	$ 5,942	$ 5,806	$ 6,258	$ 6,258	$ 6,258	100.00%
203 Circuit Clerk Admin Services									
Revenue	***$ 403,238***	***$ 330,721***	***$ 317,603***	***$ 308,561***	***$ 312,018***	***$ 119,239***	***$ 547,913***	***$ 547,913***	***21.76%***
Interest Revenue	**$ 162**	**$ (9,802)**	**$ 39,962**	**$ 51,963**	**$ 56,932**	**$ 7,938**	**$ 23,303**	**$ 23,303**	**34.06%**
38000 - Investment Income	$ 162	$ (9,802)	$ 39,962	$ 51,963	$ 56,932	$ 7,938	$ 23,303	$ 23,303	34.06%
Other	**$ -**	**$ -**	**$ -**	**$ -**	**$ -**	**$ -**	**$ 254,610**	**$ 254,610**	**0.00%**
39900 - Fund Balance Utilization	$ -	$ -	$ -	$ -	$ -	$ -	$ 254,610	$ 254,610	0.00%
Charges for Services	**$ 403,075**	**$ 340,523**	**$ 277,515**	**$ 256,598**	**$ 255,085**	**$ 111,301**	**$ 270,000**	**$ 270,000**	**41.22%**

Committee Revenue Expense Budget Report - by Account Detail

Through April 30, 2026 (41.7% YTD, 42.31% Payroll Expense through Pay Period Ending 04/25/2026)

***2021, 2022, 2023, 2024, 2025 DRAFT** and 2026 Actual Fiscal Year**

Department / Fund / Account Classification	2021 Actual Amount*	2022 Actual Amount*	2023 Actual Amount*	2024 Actual Amount*	2025 Actual Amount DRAFT**	2026 Actual Amount	2026 Amended Budget	2026 Adopted Budget	2026 YTD% Actual/Amended Budget
35900 - Miscellaneous Fees	$ 403,075	$ 340,523	$ 277,515	$ 256,598	$ 255,085	$ 111,301	$ 270,000	$ 270,000	41.22%
Transfers In	**$ -**	**$ -**	**$ 127**	**$ -**	**$ -**	**$ -**	**$ -**	**$ -**	**0.00%**
39355 - Transfer from American Rescue Plan Fund 355	$ -	$ -	$ 127	$ -	$ -	$ -	$ -	$ -	0.00%
Expenses	***$ 323,136***	***$ 378,952***	***$ 257,537***	***$ 203,302***	***$ 238,198***	***$ 138,043***	***$ 547,913***	***$ 547,913***	***25.19%***
Commodities	**$ 12,967**	**$ 5,716**	**$ 2,266**	**$ 3,185**	**$ 1,000**	**$ 186**	**$ 30,450**	**$ 30,450**	**0.61%**
60000 - Office Supplies	$ 12,967	$ 5,716	$ 1,923	$ 2,735	$ 1,000	$ 186	$ 30,000	$ 30,000	0.62%
64010 - Cellular Phone	$ -	$ -	$ 343	$ 450	$ -	$ -	$ 450	$ 450	0.00%
Contingency and Other	**$ -**	**$ -**	**$ -**	**$ -**	**$ -**	**$ -**	**$ -**	**$ -**	**0.00%**
89000 - Addition to Fund Balance	$ -	$ -	$ -	$ -	$ -	$ -	$ -	$ -	0.00%
Contractual Services	**$ 13,205**	**$ 13,503**	**$ 12,705**	**$ 13,562**	**$ 10,952**	**$ 2,430**	**$ 57,117**	**$ 57,117**	**4.25%**
52140 - Repairs and Maint- Copiers	$ 734	$ -	$ -	$ -	$ -	$ -	$ -	$ -	0.00%
52160 - Repairs and Maint- Equipment	$ 2,983	$ 1,708	$ 2,910	$ 2,981	$ 3,253	$ -	$ 23,000	$ 23,000	0.00%
53000 - Liability Insurance	$ 4,614	$ 7,950	$ 6,827	$ 5,972	$ 6,876	$ -	$ 8,086	$ 8,086	0.00%
53020 - Unemployment Claims	$ 146	$ 2,399	$ 94	$ 96	$ 93	$ -	$ 131	$ 131	0.00%
53060 - General Printing	$ 4,578	$ 1,446	$ 2,024	$ 2,072	$ -	$ -	$ 10,000	$ 10,000	0.00%
53100 - Conferences and Meetings	$ -	$ -	$ 669	$ 2,131	$ 468	$ 2,158	$ 13,100	$ 13,100	16.47%
53110 - Employee Training	$ -	$ -	$ 30	$ 210	$ -	$ -	$ 2,000	$ 2,000	0.00%
53120 - Employee Mileage Expense	$ 149	$ -	$ 151	$ -	$ 162	$ 72	$ 500	$ 500	14.50%
53130 - General Association Dues	$ -	$ -	$ -	$ 100	$ 100	$ 200	$ 300	$ 300	66.67%
Personnel Services- Employee Benefits	**$ 94,194**	**$ 81,830**	**$ 38,278**	**$ 35,755**	**$ 45,219**	**$ 31,388**	**$ 139,016**	**$ 139,016**	**22.58%**
45000 - Healthcare Contribution	$ 53,556	$ 34,331	$ 7,021	$ 14,219	$ 19,825	$ 18,386	$ 87,114	$ 87,114	21.11%
45010 - Dental Contribution	$ 1,874	$ 1,228	$ 256	$ 560	$ 396	$ 522	$ 2,545	$ 2,545	20.50%
45100 - FICA/SS Contribution	$ 14,485	$ 19,503	$ 15,475	$ 10,533	$ 12,718	$ 6,749	$ 23,869	$ 23,869	28.28%
45200 - IMRF Contribution	$ 17,041	$ 17,174	$ 10,336	$ 6,335	$ 9,053	$ 5,730	$ 20,088	$ 20,088	28.53%
53010 - Workers Compensation	$ 7,237	$ 9,594	$ 5,191	$ 4,109	$ 3,226	$ -	$ 5,400	$ 5,400	0.00%
Personnel Services- Salaries & Wages	**$ 202,769**	**$ 263,939**	**$ 204,287**	**$ 141,886**	**$ 172,317**	**$ 94,653**	**$ 311,943**	**$ 311,943**	**30.34%**
40000 - Salaries and Wages	$ 202,662	$ 263,939	$ 204,287	$ 141,886	$ 172,317	$ 94,653	$ 310,943	$ 310,943	30.44%
40003 - Cost of Living Increase	$ -	$ -	$ -	$ -	$ -	$ -	$ -	$ -	0.00%
40200 - Overtime Salaries	$ 107	$ -	$ -	$ -	$ -	$ -	$ 1,000	$ 1,000	0.00%
Transfers Out	**$ -**	**$ 13,965**	**$ -**	**$ 8,914**	**$ 8,709**	**$ 9,387**	**$ 9,387**	**$ 9,387**	**100.00%**
99000 - Transfer To Other Funds	$ -	$ -	$ -	$ -	$ -	$ -	$ -	$ -	0.00%
99001 - Transfer to General Fund 001	$ -	$ 13,965	$ -	$ 8,914	$ 8,709	$ 9,387	$ 9,387	$ 9,387	100.00%
204 Circuit Clk Electronic Citation									
Revenue	***$ 175,620***	***$ 176,415***	***$ 196,402***	***$ 221,989***	***$ 234,680***	***$ 91,722***	***$ 259,247***	***$ 259,247***	***35.38%***
Interest Revenue	**$ 61**	**$ (1,128)**	**$ 4,411**	**$ 7,226**	**$ 11,856**	**$ 1,972**	**$ 2,825**	**$ 2,825**	**69.80%**
38000 - Investment Income	$ 61	$ (1,128)	$ 4,411	$ 7,226	$ 11,856	$ 1,972	$ 2,825	$ 2,825	69.80%
Other	**$ -**	**$ -**	**$ -**	**$ -**	**$ -**	**$ -**	**$ 56,422**	**$ 56,422**	**0.00%**
39900 - Fund Balance Utilization	$ -	$ -	$ -	$ -	$ -	$ -	$ 56,422	$ 56,422	0.00%
Charges for Services	**$ 175,559**	**$ 177,544**	**$ 191,326**	**$ 214,763**	**$ 222,824**	**$ 89,751**	**$ 200,000**	**$ 200,000**	**44.88%**
35210 - Electronic Citation Fee	$ 175,559	$ 177,544	$ 191,326	$ 214,763	$ 222,824	$ 89,751	$ 200,000	$ 200,000	44.88%
Transfers In	**$ -**	**$ -**	**$ 666**	**$ -**	**$ -**	**$ -**	**$ -**	**$ -**	**0.00%**
39355 - Transfer from American Rescue Plan Fund 355	$ -	$ -	$ 666	$ -	$ -	$ -	$ -	$ -	0.00%

Committee Revenue Expense Budget Report - by Account Detail

Through April 30, 2026 (41.7% YTD, 42.31% Payroll Expense through Pay Period Ending 04/25/2026)

***2021, 2022, 2023, 2024, 2025 DRAFT** and 2026 Actual Fiscal Year**

Department / Fund / Account Classification	2021 Actual Amount*	2022 Actual Amount*	2023 Actual Amount*	2024 Actual Amount*	2025 Actual Amount DRAFT**	2026 Actual Amount	2026 Amended Budget	2026 Adopted Budget	2026 YTD% Actual/Amended Budget
Expenses	***$ 250,329***	***$ 185,095***	***$ 195,119***	***$ 158,090***	***$ 157,006***	***$ 62,989***	***$ 259,247***	***$ 259,247***	***24.30%***
Commodities	**$ 594**	**$ 982**	**$ 1,264**	**$ 999**	**$ 948**	**$ 260**	**$ 2,515**	**$ 2,515**	**10.35%**
60000 - Office Supplies	$ 594	$ 477	$ 760	$ 296	$ 456	$ 260	$ 1,575	$ 1,575	16.52%
64010 - Cellular Phone	$ -	$ 505	$ 504	$ 703	$ 492	$ -	$ 940	$ 940	0.00%
Contingency and Other	**$ -**	**$ -**	**$ -**	**$ -**	**$ -**	**$ -**	**$ 81,472**	**$ 81,472**	**0.00%**
89000 - Addition to Fund Balance	$ -	$ -	$ -	$ -	$ -	$ -	$ 81,472	$ 81,472	0.00%
Contractual Services	**$ 3,408**	**$ 8,714**	**$ 9,167**	**$ 7,963**	**$ 6,427**	**$ 50**	**$ 24,268**	**$ 24,268**	**0.21%**
50340 - Software Licensing Cost	$ -	$ -	$ -	$ -	$ -	$ -	$ 1,052	$ 1,052	0.00%
52160 - Repairs and Maint- Equipment	$ -	$ -	$ -	$ -	$ -	$ -	$ 1,000	$ 1,000	0.00%
53000 - Liability Insurance	$ 3,019	$ 5,018	$ 4,314	$ 4,152	$ 5,187	$ -	$ 3,952	$ 3,952	0.00%
53020 - Unemployment Claims	$ 96	$ 1,571	$ 60	$ 67	$ 70	$ -	$ 64	$ 64	0.00%
53100 - Conferences and Meetings	$ 243	$ 1,475	$ 4,672	$ 3,165	$ 860	$ 50	$ 13,800	$ 13,800	0.36%
53110 - Employee Training	$ -	$ -	$ -	$ -	$ -	$ -	$ 1,800	$ 1,800	0.00%
53120 - Employee Mileage Expense	$ -	$ 600	$ 122	$ 479	$ 310	$ -	$ 2,100	$ 2,100	0.00%
53130 - General Association Dues	$ 50	$ 50	$ -	$ 100	$ -	$ -	$ 500	$ 500	0.00%
Personnel Services- Employee Benefits	**$ 87,051**	**$ 52,547**	**$ 59,138**	**$ 38,353**	**$ 40,277**	**$ 14,347**	**$ 41,936**	**$ 41,936**	**34.21%**
45000 - Healthcare Contribution	$ 56,343	$ 30,063	$ 39,900	$ 22,571	$ 24,275	$ 7,771	$ 24,349	$ 24,349	31.92%
45010 - Dental Contribution	$ 1,999	$ 1,000	$ 1,027	$ 715	$ 717	$ 232	$ 718	$ 718	32.33%
45100 - FICA/SS Contribution	$ 11,168	$ 8,154	$ 8,859	$ 7,629	$ 7,505	$ 3,430	$ 8,106	$ 8,106	42.32%
45200 - IMRF Contribution	$ 12,806	$ 7,273	$ 6,072	$ 4,581	$ 5,341	$ 2,913	$ 6,929	$ 6,929	42.04%
53010 - Workers Compensation	$ 4,735	$ 6,057	$ 3,280	$ 2,857	$ 2,438	$ -	$ 1,834	$ 1,834	0.00%
Personnel Services- Salaries & Wages	**$ 159,275**	**$ 114,471**	**$ 125,549**	**$ 104,833**	**$ 103,548**	**$ 45,204**	**$ 105,927**	**$ 105,927**	**42.67%**
40000 - Salaries and Wages	$ 159,275	$ 114,471	$ 125,549	$ 104,833	$ 103,548	$ 45,204	$ 105,927	$ 105,927	42.67%
40003 - Cost of Living Increase	$ -	$ -	$ -	$ -	$ -	$ -	$ -	$ -	0.00%
40200 - Overtime Salaries	$ -	$ -	$ -	$ -	$ -	$ -	$ -	$ -	0.00%
Transfers Out	**$ -**	**$ 8,379**	**$ -**	**$ 5,942**	**$ 5,806**	**$ 3,129**	**$ 3,129**	**$ 3,129**	**100.00%**
99000 - Transfer To Other Funds	$ -	$ -	$ -	$ -	$ -	$ -	$ -	$ -	0.00%
99001 - Transfer to General Fund 001	$ -	$ 8,379	$ -	$ 5,942	$ 5,806	$ 3,129	$ 3,129	$ 3,129	100.00%
205 Circuit Ct Clerk Op and Admin									
Revenue	***$ 98,009***	***$ 64,461***	***$ 90,095***	***$ 109,670***	***$ 130,525***	***$ 46,301***	***$ 106,356***	***$ 106,356***	***43.53%***
Interest Revenue	**$ (8)**	**$ (3,147)**	**$ 10,866**	**$ 20,008**	**$ 26,823**	**$ 4,172**	**$ 6,356**	**$ 6,356**	**65.63%**
38000 - Investment Income	$ (8)	$ (3,147)	$ 10,866	$ 20,008	$ 26,823	$ 4,172	$ 6,356	$ 6,356	65.63%
Charges for Services	**$ 98,017**	**$ 67,607**	**$ 79,229**	**$ 89,662**	**$ 103,702**	**$ 42,130**	**$ 100,000**	**$ 100,000**	**42.13%**
35410 - Operation & Admin Fee	$ 98,017	$ 67,607	$ 79,229	$ 89,662	$ 103,702	$ 42,130	$ 100,000	$ 100,000	42.13%
Expenses	***$ -***	***$ -***	***$ -***	***$ -***	***$ 16,000***	***$ 12,000***	***$ 106,356***	***$ 106,356***	***11.28%***
Commodities	**$ -**	**$ -**	**$ -**	**$ -**	**$ -**	**$ -**	**$ 10,000**	**$ 10,000**	**0.00%**
60010 - Operating Supplies	$ -	$ -	$ -	$ -	$ -	$ -	$ 10,000	$ 10,000	0.00%
Contingency and Other	**$ -**	**$ -**	**$ -**	**$ -**	**$ -**	**$ -**	**$ 76,356**	**$ 76,356**	**0.00%**
89000 - Addition to Fund Balance	$ -	$ -	$ -	$ -	$ -	$ -	$ 76,356	$ 76,356	0.00%
Contractual Services	**$ -**	**$ -**	**$ -**	**$ -**	**$ 16,000**	**$ 12,000**	**$ 20,000**	**$ 20,000**	**60.00%**
50150 - Contractual/Consulting Services	$ -	$ -	$ -	$ -	$ 16,000	$ 12,000	$ 20,000	$ 20,000	60.00%
300 State's Attorney									

Committee Revenue Expense Budget Report - by Account Detail

Through April 30, 2026 (41.7% YTD, 42.31% Payroll Expense through Pay Period Ending 04/25/2026)

***2021, 2022, 2023, 2024, 2025 DRAFT** and 2026 Actual Fiscal Year**

Department / Fund / Account Classification	2021 Actual Amount*	2022 Actual Amount*	2023 Actual Amount*	2024 Actual Amount*	2025 Actual Amount DRAFT**	2026 Actual Amount	2026 Amended Budget	2026 Adopted Budget	2026 YTD% Actual/Amended Budget
001 General Fund									
Revenue	***$ 2,660,408***	***$ 1,673,042***	***$ 1,967,207***	***$ 1,793,489***	***$ 2,655,735***	***$ 733,292***	***$ 1,720,364***	***$ 2,720,364***	***42.62%***
Interest Revenue	**$ -**	**$ -**	**$ -**	**$ -**	**$ 11**	**$ -**	**$ -**	**$ -**	**0.00%**
38030 - Investment Income- Other Depts	$ -	$ -	$ -	$ -	$ 11	$ -	$ -	$ -	0.00%
Other	**$ 1,664**	**$ 385**	**$ 667**	**$ -**	**$ 1,477**	**$ 811**	**$ -**	**$ -**	**0.00%**
38560 - State's Attorney Refunds	$ 1,664	$ 385	$ 667	$ -	$ 1,477	$ 811	$ -	$ -	0.00%
Reimbursements	**$ 192,993**	**$ 197,820**	**$ 203,817**	**$ 212,699**	**$ 223,088**	**$ 77,165**	**$ 217,495**	**$ 217,495**	**35.48%**
37030 - States Atty Salary Reimbursement	$ 192,993	$ 197,820	$ 203,817	$ 212,699	$ 223,088	$ 77,165	$ 217,495	$ 217,495	35.48%
Charges for Services	**$ 767,175**	**$ 733,696**	**$ 743,972**	**$ 755,267**	**$ 781,981**	**$ 315,958**	**$ 776,000**	**$ 776,000**	**40.72%**
34250 - State's Atty Prosecution Fees	$ 410,676	$ 429,410	$ 448,341	$ 483,228	$ 463,000	$ 186,026	$ 465,000	$ 465,000	40.01%
35010 - Default Fees	$ 125,906	$ 63,913	$ 55,278	$ 50,762	$ 55,072	$ 17,976	$ 45,000	$ 45,000	39.95%
35230 - DV Diversion Program Fee	$ 65,967	$ 77,490	$ 76,718	$ 61,191	$ 65,242	$ 33,483	$ 75,000	$ 75,000	44.64%
35270 - Drug Testing Administrative Fee	$ 7,482	$ 8,626	$ 9,204	$ 8,532	$ 9,647	$ 4,157	$ 10,000	$ 10,000	41.57%
35280 - Drug Diversion Program Fee	$ 78,061	$ 60,921	$ 38,660	$ 26,324	$ 39,183	$ 19,338	$ 36,000	$ 36,000	53.72%
35345 - Deferred Prosecution	$ 77,117	$ 91,622	$ 115,065	$ 123,717	$ 148,134	$ 54,382	$ 145,000	$ 145,000	37.50%
35350 - D/A Deferred Prosecution	$ 1,807	$ 622	$ 1,366	$ 1,366	$ 1,666	$ -	$ -	$ -	0.00%
35355 - P/S Deferred Prosecution	$ -	$ -	$ -	$ -	$ -	$ 553	$ -	$ -	0.00%
35900 - Miscellaneous Fees	$ 160	$ 1,092	$ (659)	$ 146	$ 38	$ 43	$ -	$ -	0.00%
Transfers In	**$ 1,063,806**	**$ 14,351**	**$ 9,776**	**$ 35,000**	**$ 63,300**	**$ -**	**$ -**	**$ -**	**0.00%**
39000 - Transfer From Other Funds	$ 1,063,806	$ -	$ -	$ -	$ -	$ -	$ -	$ -	0.00%
39114 - Transfer from Property Freeze Protection Fund 114	$ -	$ -	$ 9,776	$ -	$ -	$ -	$ -	$ -	0.00%
39350 - Transfer from County Health Fund 350	$ -	$ 14,351	$ -	$ 35,000	$ 63,300	$ -	$ -	$ -	0.00%
Grants	**$ 28,988**	**$ 204,059**	**$ 515,161**	**$ 409,390**	**$ 1,283,302**	**$ 215,878**	**$ 456,869**	**$ 1,456,869**	**47.25%**
32079 - SAO JAG Grant	$ -	$ -	$ -	$ -	$ 97,500	$ -	$ -	$ -	0.00%
32095 - JJC Council Grant	$ 28,988	$ 19,713	$ 15,527	$ 39,255	$ 15,510	$ -	$ -	$ -	0.00%
32155 - SAMHSA CDSP Grant	$ -	$ -	$ 208,488	$ 34,278	$ -	$ -	$ -	$ -	0.00%
32200 - DCEO Grant	$ -	$ -	$ -	$ -	$ -	$ -	$ -	$ -	0.00%
32275 - COSSAP Grant	$ -	$ 171,743	$ 289,158	$ 335,857	$ -	$ -	$ -	$ -	0.00%
32719 - CLEPD Grant	$ -	$ 12,603	$ -	$ -	$ -	$ -	$ -	$ -	0.00%
33636 - SAO ARPA Grant	$ -	$ -	$ 1,988	$ -	$ -	$ -	$ -	$ -	0.00%
33900 - Grants - Other	$ -	$ -	$ -	$ -	$ 75,000	$ -	$ -	$ -	0.00%
33902 - Grants - State Government	$ -	$ -	$ -	$ -	$ 936,379	$ 26,030	$ 78,665	$ 1,078,665	33.09%
33903 - Grants - Federal Government	$ -	$ -	$ -	$ -	$ 158,913	$ 189,847	$ 378,204	$ 378,204	50.20%
Fines	**$ 605,782**	**$ 522,732**	**$ 493,814**	**$ 381,133**	**$ 302,577**	**$ 123,480**	**$ 270,000**	**$ 270,000**	**45.73%**
36000 - State's Attorney Fines	$ 255,783	$ 308,501	$ 304,658	$ 348,844	$ 295,557	$ 113,850	$ 270,000	$ 270,000	42.17%
36010 - Bond Forfeiture Fines	$ 349,999	$ 214,231	$ 189,157	$ 32,289	$ 7,020	$ 9,630	$ -	$ -	0.00%
Expenses	***$ 6,500,008***	***$ 8,261,323***	***$ 9,197,398***	***$ 10,096,821***	***$ 11,647,498***	***$ 4,971,949***	***$ 11,899,616***	***$ 10,249,616***	***41.78%***
Capital	**$ -**	**$ -**	**$ -**	**$ 36,549**	**$ 204,525**	**$ -**	**$ -**	**$ -**	**0.00%**
70070 - Automotive Equipment	$ -	$ -	$ -	$ 36,096	$ 204,525	$ -	$ -	$ -	0.00%
70080 - Office Furniture	$ -	$ -	$ -	$ -	$ -	$ -	$ -	$ -	0.00%
70090 - Office Equipment	$ -	$ -	$ -	$ -	$ -	$ -	$ -	$ -	0.00%
70100 - Copiers	$ -	$ -	$ -	$ 453	$ -	$ -	$ -	$ -	0.00%
Commodities	**$ 145,337**	**$ 237,294**	**$ 366,234**	**$ 243,809**	**$ 386,658**	**$ 107,468**	**$ 218,290**	**$ -**	**49.23%**
60000 - Office Supplies	$ 43,176	$ 45,143	$ 52,305	$ 49,727	$ 47,653	$ 6,116	$ 50,000	$ -	12.23%
60010 - Operating Supplies	$ 8,231	$ 21,764	$ 86,172	$ 28,348	$ 47,544	$ 18,119	$ 26,085	$ -	69.46%
60040 - Postage	$ -	$ 136	$ -	$ -	$ -	$ -	$ -	$ -	0.00%
60050 - Books and Subscriptions	$ 76,148	$ 84,295	$ 103,574	$ 89,494	$ 104,153	$ -	$ 7,850	$ -	0.00%
60055 - Office Equipment - Non Capital	$ -	$ -	$ 23,980	$ -	$ -	$ 617	$ 10,000	$ -	6.17%

Committee Revenue Expense Budget Report - by Account Detail

Through April 30, 2026 (41.7% YTD, 42.31% Payroll Expense through Pay Period Ending 04/25/2026)

***2021, 2022, 2023, 2024, 2025 DRAFT** and 2026 Actual Fiscal Year**

Department / Fund / Account Classification	2021 Actual Amount*	2022 Actual Amount*	2023 Actual Amount*	2024 Actual Amount*	2025 Actual Amount DRAFT**	2026 Actual Amount	2026 Amended Budget	2026 Adopted Budget	2026 YTD% Actual/Amended Budget
60060 - Computer Software- Non Capital	$ 11,560	$ 30,918	$ 13,738	$ (16,893)	$ 86,159	$ 70,953	$ 97,655	$ -	72.66%
60070 - Computer Hardware- Non Capital	$ 2,495	$ 40,802	$ 52,512	$ 59,711	$ 72,307	$ 4,199	$ -	$ -	0.00%
60570 - Office Furniture - Non-Capital	$ -	$ 4,500	$ 23,407	$ 20,890	$ 9,468	$ 635	$ 2,500	$ -	25.40%
63040 - Fuel- Vehicles	$ 3,586	$ 9,736	$ 10,547	$ 12,533	$ 19,077	$ 6,725	$ 24,200	$ -	27.79%
64000 - Telephone	$ 142	$ -	$ -	$ -	$ 298	$ 105	$ -	$ -	0.00%
Contingency and Other	**$ -**	**$ -**	**$ -**	**$ -**	**$ -**	**$ -**	**$ -**	**$ 10,249,616**	**0.00%**
85000 - Allowance for Budget Expense	$ -	$ -	$ -	$ -	$ -	$ -	$ -	$ 10,249,616	0.00%
Contractual Services	**$ 212,465**	**$ 286,849**	**$ 331,676**	**$ 451,939**	**$ 371,752**	**$ 133,247**	**$ 452,144**	**$ -**	**29.47%**
50150 - Contractual/Consulting Services	$ 42,281	$ 59,325	$ 106,148	$ 200,419	$ 70,833	$ 11,938	$ 122,900	$ -	9.71%
50160 - Legal Services	$ 45	$ -	$ -	$ -	$ -	$ -	$ -	$ -	0.00%
50240 - Trials and Costs of Hearing	$ 27,578	$ 54,942	$ 20,152	$ 30,817	$ 14,554	$ 6,334	$ 20,000	$ -	31.67%
50250 - Legal Trial Notices	$ 7,866	$ 4,376	$ -	$ -	$ -	$ -	$ 2,000	$ -	0.00%
50260 - Witness Costs	$ 1,960	$ 8,383	$ 4,755	$ 15,938	$ 46,033	$ 16,565	$ 15,000	$ -	110.43%
50270 - Court Reporter Costs	$ 67,059	$ 50,211	$ 58,679	$ 63,423	$ 61,565	$ 23,201	$ 60,000	$ -	38.67%
50280 - Legal Process Server Costs	$ -	$ 155	$ -	$ -	$ -	$ -	$ -	$ -	0.00%
50300 - Extradition Costs	$ 13,962	$ -	$ -	$ -	$ -	$ -	$ -	$ -	0.00%
52130 - Repairs and Maint- Computers	$ 322	$ -	$ -	$ -	$ -	$ -	$ -	$ -	0.00%
52140 - Repairs and Maint- Copiers	$ 13,294	$ 13,629	$ 16,618	$ 18,167	$ 22,414	$ 7,817	$ 23,000	$ -	33.99%
52160 - Repairs and Maint- Equipment	$ 140	$ -	$ -	$ -	$ -	$ -	$ 1,000	$ -	0.00%
52230 - Repairs and Maint- Vehicles	$ 3,968	$ 9,694	$ 6,023	$ 5,681	$ 13,119	$ 3,321	$ 16,500	$ -	20.13%
53000 - Liability Insurance	$ -	$ -	$ -	$ -	$ -	$ -	$ -	$ -	0.00%
53020 - Unemployment Claims	$ -	$ -	$ -	$ -	$ -	$ -	$ -	$ -	0.00%
53040 - General Advertising	$ -	$ -	$ -	$ -	$ -	$ -	$ 250	$ -	0.00%
53060 - General Printing	$ 54	$ -	$ 188	$ -	$ 230	$ -	$ 500	$ -	0.00%
53100 - Conferences and Meetings	$ 4,927	$ 28,277	$ 18,537	$ 27,695	$ 75,396	$ 3,540	$ 54,750	$ -	6.47%
53104 - Program Events	$ -	$ -	$ -	$ 826	$ -	$ -	$ 2,000	$ -	0.00%
53110 - Employee Training	$ 18,604	$ 30,951	$ 64,054	$ 58,896	$ 25,096	$ 33,266	$ 89,641	$ -	37.11%
53120 - Employee Mileage Expense	$ 114	$ 3,190	$ 6,622	$ 1,964	$ 3,582	$ 1,144	$ 3,500	$ -	32.70%
53130 - General Association Dues	$ 10,291	$ 23,715	$ 29,900	$ 28,115	$ 38,930	$ 26,120	$ 41,103	$ -	63.55%
Personnel Services- Employee Benefits	**$ 932,734**	**$ 1,201,182**	**$ 1,313,203**	**$ 1,450,492**	**$ -**	**$ -**	**$ -**	**$ -**	**0.00%**
45000 - Healthcare Contribution	$ 905,500	$ 1,169,092	$ 1,280,722	$ 1,414,031	$ -	$ -	$ -	$ -	0.00%
45010 - Dental Contribution	$ 27,234	$ 32,089	$ 32,481	$ 36,412	$ -	$ -	$ -	$ -	0.00%
45100 - FICA/SS Contribution	$ -	$ -	$ -	$ 31	$ -	$ -	$ -	$ -	0.00%
45200 - IMRF Contribution	$ -	$ -	$ -	$ 18	$ -	$ -	$ -	$ -	0.00%
53010 - Workers Compensation	$ -	$ -	$ -	$ -	$ -	$ -	$ -	$ -	0.00%
Personnel Services- Salaries & Wages	**$ 5,209,472**	**$ 6,497,499**	**$ 7,174,634**	**$ 9,364,474**	**$ 10,684,562**	**$ 4,731,235**	**$ 12,422,685**	**$ -**	**38.09%**
40000 - Salaries and Wages	$ 4,937,646	$ 6,458,731	$ 7,121,530	$ 9,250,155	$ 10,569,344	$ 4,673,034	$ 12,292,684	$ -	38.01%
40002 - Non-Union Wage Increase	$ -	$ -	$ -	$ -	$ -	$ -	$ -	$ -	0.00%
40003 - Cost of Living Increase	$ -	$ -	$ -	$ -	$ -	$ -	$ -	$ -	0.00%
40004 - Merit Increase	$ -	$ -	$ -	$ -	$ -	$ -	$ -	$ -	0.00%
40005 - New Position Budget Moved to Contingency	$ -	$ -	$ -	$ -	$ -	$ -	$ -	$ -	0.00%
40040 - Lump Sum Distribution	$ 233,800	$ -	$ -	$ -	$ -	$ -	$ -	$ -	0.00%
40200 - Overtime Salaries	$ 33	$ -	$ -	$ -	$ -	$ -	$ -	$ -	0.00%

Committee Revenue Expense Budget Report - by Account Detail

Through April 30, 2026 (41.7% YTD, 42.31% Payroll Expense through Pay Period Ending 04/25/2026)

***2021, 2022, 2023, 2024, 2025 DRAFT** and 2026 Actual Fiscal Year**

Department / Fund / Account Classification	2021 Actual Amount*	2022 Actual Amount*	2023 Actual Amount*	2024 Actual Amount*	2025 Actual Amount DRAFT**	2026 Actual Amount	2026 Amended Budget	2026 Adopted Budget	2026 YTD% Actual/Amended Budget
40310 - Bond Call	$ 37,993	$ 38,768	$ 53,104	$ 108,128	$ 110,218	$ 56,200	$ 125,000	$ -	44.96%
40335 - Stipend for Diversion Program	$ -	$ -	$ -	$ 6,192	$ 5,001	$ 2,000	$ 5,001	$ -	40.00%
Services	**$ -**	**$ -**	**$ -**	**$ (1,450,443)**	**$ -**	**$ -**	**$ (1,193,503)**	**$ -**	**0.00%**
45005 - Healthcare Contribution Contra Account	$ -	$ -	$ -	$ (1,414,031)	$ -	$ -	$ -	$ -	0.00%
45015 - Dental Insurance Contra Account	$ -	$ -	$ -	$ (36,412)	$ -	$ -	$ -	$ -	0.00%
45105 - FICA/SS Contribution Contra Account	$ -	$ -	$ -	$ -	$ -	$ -	$ -	$ -	0.00%
45205 - IMRF Contribution Contra Account	$ -	$ -	$ -	$ -	$ -	$ -	$ -	$ -	0.00%
45500 - Unallocated Reduction to Budget Request - Personnel	$ -	$ -	$ -	$ -	$ -	$ -	$ (1,193,503)	$ -	0.00%
53015 - Worker's Comp Contra Account	$ -	$ -	$ -	$ -	$ -	$ -	$ -	$ -	0.00%
Transfers Out	**$ -**	**$ 38,500**	**$ 11,652**	**$ -**	**$ -**	**$ -**	**$ -**	**$ -**	**0.00%**
99001 - Transfer to General Fund 001	$ -	$ -	$ 11,652	$ -	$ -	$ -	$ -	$ -	0.00%
99010 - Transfer To Insurance Liability Fund 010	$ -	$ 8,890	$ -	$ -	$ -	$ -	$ -	$ -	0.00%
99110 - Transfer to Illinois Municipal Retirement Fund 110	$ -	$ 15,840	$ -	$ -	$ -	$ -	$ -	$ -	0.00%
99111 - Transfer to FICA/Social Security Fund 111	$ -	$ 13,770	$ -	$ -	$ -	$ -	$ -	$ -	0.00%
99500 - Transfer to Capital Projects Fund 500	$ -	$ -	$ -	$ -	$ -	$ -	$ -	$ -	0.00%
010 Insurance Liability									
Revenue	***$ -***	***$ -***	***$ -***	***$ -***	***$ 125,000***	***$ 130,000***	***$ 130,000***	***$ 130,000***	***100.00%***
Transfers In	**$ -**	**$ -**	**$ -**	**$ -**	**$ 125,000**	**$ 130,000**	**$ 130,000**	**$ 130,000**	**100.00%**
39300 - Transfer from County Highway Fund 300	$ -	$ -	$ -	$ -	$ 125,000	$ 130,000	$ 130,000	$ 130,000	100.00%
Expenses	***$ 1,560,401***	***$ 1,550,568***	***$ 2,149,824***	***$ 2,713,113***	***$ 2,840,658***	***$ 1,054,071***	***$ 2,900,523***	***$ 2,900,523***	***36.34%***
Capital	**$ -**	**$ -**	**$ -**	**$ -**	**$ -**	**$ -**	**$ -**	**$ -**	**0.00%**
70050 - Printers	$ -	$ -	$ -	$ -	$ -	$ -	$ -	$ -	0.00%
70080 - Office Furniture	$ -	$ -	$ -	$ -	$ -	$ -	$ -	$ -	0.00%
70090 - Office Equipment	$ -	$ -	$ -	$ -	$ -	$ -	$ -	$ -	0.00%
70100 - Copiers	$ -	$ -	$ -	$ -	$ -	$ -	$ -	$ -	0.00%
Commodities	**$ 4,087**	**$ 2,852**	**$ 3,711**	**$ 15,926**	**$ 42,216**	**$ 22,193**	**$ 41,500**	**$ 41,500**	**53.48%**
60000 - Office Supplies	$ 2,177	$ 620	$ 1,619	$ 3,459	$ 2,552	$ 617	$ 6,000	$ 6,000	10.28%
60040 - Postage	$ 12	$ -	$ -	$ -	$ -	$ -	$ -	$ -	0.00%
60050 - Books and Subscriptions	$ 1,898	$ 2,232	$ 2,092	$ 1,032	$ 375	$ 102	$ 2,000	$ 2,000	5.10%
60060 - Computer Software- Non Capital	$ -	$ -	$ -	$ 11,435	$ 39,289	$ 21,474	$ 33,500	$ 33,500	64.10%
64000 - Telephone	$ -	$ -	$ -	$ -	$ -	$ -	$ -	$ -	0.00%
Contractual Services	**$ 221,694**	**$ 195,634**	**$ 474,092**	**$ 544,673**	**$ 609,098**	**$ 98,075**	**$ 487,828**	**$ 487,828**	**20.10%**
50150 - Contractual/Consulting Services	$ -	$ -	$ -	$ 3,000	$ -	$ -	$ -	$ -	0.00%
50160 - Legal Services	$ 187,822	$ 132,721	$ 397,720	$ 435,214	$ 493,864	$ 84,286	$ 350,000	$ 350,000	24.08%
50240 - Trials and Costs of Hearing	$ 4,713	$ 4,351	$ 5,834	$ 6,390	$ 1,772	$ 31	$ 12,500	$ 12,500	0.25%
50250 - Legal Trial Notices	$ -	$ 1,875	$ 5,429	$ 6,146	$ 6,980	$ 1,570	$ 10,000	$ 10,000	15.70%
50260 - Witness Costs	$ -	$ -	$ 6,000	$ 2,898	$ 11,622	$ -	$ 13,000	$ 13,000	0.00%
50270 - Court Reporter Costs	$ 2,207	$ 12,993	$ 8,246	$ 20,130	$ 6,081	$ 2,991	$ 10,000	$ 10,000	29.91%
50290 - Investigations	$ -	$ -	$ -	$ 200	$ -	$ -	$ -	$ -	0.00%
52140 - Repairs and Maint- Copiers	$ 3,320	$ 1,834	$ 3,265	$ 4,451	$ 4,180	$ 1,753	$ 4,500	$ 4,500	38.97%
53000 - Liability Insurance	$ 19,140	$ 26,685	$ 37,770	$ 49,316	$ 64,648	$ -	$ 61,328	$ 61,328	0.00%
53020 - Unemployment Claims	$ 605	$ 806	$ 518	$ 794	$ 876	$ -	$ 987	$ 987	0.00%
53100 - Conferences and Meetings	$ 1,221	$ 2,175	$ 692	$ 351	$ 258	$ 224	$ 6,000	$ 6,000	3.74%
53110 - Employee Training	$ 1,327	$ 7,893	$ 3,714	$ 10,009	$ 7,965	$ 2,289	$ 9,000	$ 9,000	25.43%
53120 - Employee Mileage Expense	$ 79	$ -	$ -	$ -	$ 193	$ -	$ -	$ -	0.00%
53130 - General Association Dues	$ 1,261	$ 4,302	$ 4,904	$ 5,775	$ 10,660	$ 4,931	$ 10,513	$ 10,513	46.90%

Committee Revenue Expense Budget Report - by Account Detail

Through April 30, 2026 (41.7% YTD, 42.31% Payroll Expense through Pay Period Ending 04/25/2026)

***2021, 2022, 2023, 2024, 2025 DRAFT** and 2026 Actual Fiscal Year**

Department / Fund / Account Classification	2021 Actual Amount*	2022 Actual Amount*	2023 Actual Amount*	2024 Actual Amount*	2025 Actual Amount DRAFT**	2026 Actual Amount	2026 Amended Budget	2026 Adopted Budget	2026 YTD% Actual/Amended Budget
Personnel Services- Employee Benefits	**$ 359,820**	**$ 366,859**	**$ 419,826**	**$ 529,755**	**$ 552,766**	**$ 227,301**	**$ 605,876**	**$ 605,876**	**37.52%**
45000 - Healthcare Contribution	$ 171,601	$ 191,223	$ 233,263	$ 300,492	$ 309,412	$ 129,671	$ 319,164	$ 319,164	40.63%
45009 - Healthcare Subsidy	$ -	$ -	$ -	$ -	$ -	$ -	$ -	$ -	0.00%
45010 - Dental Contribution	$ 5,319	$ 4,688	$ 5,024	$ 6,557	$ 6,898	$ 3,091	$ 7,499	$ 7,499	41.21%
45019 - Dental Subsidy	$ -	$ -	$ -	$ -	$ -	$ -	$ -	$ -	0.00%
45100 - FICA/SS Contribution	$ 70,233	$ 71,036	$ 90,886	$ 117,875	$ 119,679	$ 51,236	$ 133,468	$ 133,468	38.39%
45109 - FICA/SS Subsidy	$ -	$ -	$ -	$ -	$ -	$ -	$ -	$ -	0.00%
45200 - IMRF Contribution	$ 82,648	$ 67,705	$ 62,196	$ 70,895	$ 87,525	$ 43,303	$ 115,252	$ 115,252	37.57%
45209 - IMRF Subsidy	$ -	$ -	$ -	$ -	$ -	$ -	$ -	$ -	0.00%
53010 - Workers Compensation	$ 30,019	$ 32,206	$ 28,457	$ 33,935	$ 29,252	$ -	$ 30,493	$ 30,493	0.00%
Personnel Services- Salaries & Wages	**$ 974,801**	**$ 985,223**	**$ 1,252,196**	**$ 1,622,759**	**$ 1,636,579**	**$ 703,333**	**$ 1,762,150**	**$ 1,762,150**	**39.91%**
40000 - Salaries and Wages	$ 974,801	$ 985,223	$ 1,252,196	$ 1,622,759	$ 1,636,579	$ 703,333	$ 1,762,150	$ 1,762,150	39.91%
40002 - Non-Union Wage Increase	$ -	$ -	$ -	$ -	$ -	$ -	$ -	$ -	0.00%
40003 - Cost of Living Increase	$ -	$ -	$ -	$ -	$ -	$ -	$ -	$ -	0.00%
40004 - Merit Increase	$ -	$ -	$ -	$ -	$ -	$ -	$ -	$ -	0.00%
40009 - Salaries and Wages Subsidy	$ -	$ -	$ -	$ -	$ -	$ -	$ -	$ -	0.00%
Transfers Out	**$ -**	**$ -**	**$ -**	**$ -**	**$ -**	**$ 3,169**	**$ 3,169**	**$ 3,169**	**100.00%**
99001 - Transfer to General Fund 001	$ -	$ -	$ -	$ -	$ -	$ 3,169	$ 3,169	$ 3,169	100.00%
220 Title IV-D									
Revenue	***$ 862,288***	***$ 840,799***	***$ 881,912***	***$ 821,557***	***$ 708,097***	***$ 316,810***	***$ 907,789***	***$ 907,789***	***34.90%***
Interest Revenue	**$ -**	**$ -**	**$ 5,213**	**$ 25,830**	**$ 15,837**	**$ 1,253**	**$ 3,531**	**$ 3,531**	**35.48%**
38000 - Investment Income	$ -	$ -	$ 5,213	$ 25,830	$ 15,837	$ 1,253	$ 3,531	$ 3,531	35.48%
Other	**$ -**	**$ -**	**$ -**	**$ -**	**$ -**	**$ -**	**$ 92,000**	**$ 92,000**	**0.00%**
39900 - Fund Balance Utilization	$ -	$ -	$ -	$ -	$ -	$ -	$ 92,000	$ 92,000	0.00%
Transfers In	**$ 69,877**	**$ 173,153**	**$ 181,339**	**$ 29,828**	**$ 4,933**	**$ -**	**$ -**	**$ -**	**0.00%**
39000 - Transfer From Other Funds	$ 69,877	$ -	$ -	$ -	$ -	$ -	$ -	$ -	0.00%
39120 - Transfer from Grand Victoria Casino Elgin Fund 120	$ -	$ 173,153	$ 181,339	$ 29,828	$ 4,933	$ -	$ -	$ -	0.00%
Grants	**$ 792,411**	**$ 667,646**	**$ 695,360**	**$ 765,898**	**$ 687,327**	**$ 315,558**	**$ 812,258**	**$ 812,258**	**38.85%**
32020 - Title IV-D Grant	$ 792,411	$ 667,646	$ 695,360	$ 765,898	$ 428,317	$ -	$ -	$ -	0.00%
33903 - Grants - Federal Government	$ -	$ -	$ -	$ -	$ 259,010	$ 315,558	$ 812,258	$ 812,258	38.85%
Expenses	***$ 726,544***	***$ 676,579***	***$ 696,113***	***$ 860,382***	***$ 861,855***	***$ 341,672***	***$ 907,789***	***$ 907,789***	***37.64%***
Commodities	**$ 993**	**$ 2,471**	**$ 1,637**	**$ -**	**$ 1,064**	**$ -**	**$ 750**	**$ 750**	**0.00%**
60000 - Office Supplies	$ 993	$ 2,471	$ 1,637	$ -	$ 1,064	$ -	$ 750	$ 750	0.00%
60040 - Postage	$ -	$ -	$ -	$ -	$ -	$ -	$ -	$ -	0.00%
60050 - Books and Subscriptions	$ -	$ -	$ -	$ -	$ -	$ -	$ -	$ -	0.00%
60060 - Computer Software- Non Capital	$ -	$ -	$ -	$ -	$ -	$ -	$ -	$ -	0.00%
Contingency and Other	**$ -**	**$ -**	**$ -**	**$ -**	**$ -**	**$ -**	**$ -**	**$ -**	**0.00%**
89000 - Addition to Fund Balance	$ -	$ -	$ -	$ -	$ -	$ -	$ -	$ -	0.00%

Committee Revenue Expense Budget Report - by Account Detail

Through April 30, 2026 (41.7% YTD, 42.31% Payroll Expense through Pay Period Ending 04/25/2026)

***2021, 2022, 2023, 2024, 2025 DRAFT** and 2026 Actual Fiscal Year**

Department / Fund / Account Classification	2021 Actual Amount*	2022 Actual Amount*	2023 Actual Amount*	2024 Actual Amount*	2025 Actual Amount DRAFT**	2026 Actual Amount	2026 Amended Budget	2026 Adopted Budget	2026 YTD% Actual/Amended Budget
Contractual Services	**$ 10,685**	**$ 15,690**	**$ 15,939**	**$ 22,021**	**$ 27,415**	**$ 1,540**	**$ 39,913**	**$ 39,913**	**3.86%**
50150 - Contractual/Consulting Services	$ -	$ -	$ -	$ -	$ -	$ -	$ 5,000	$ 5,000	0.00%
50240 - Trials and Costs of Hearing	$ -	$ -	$ -	$ -	$ -	$ -	$ 2,500	$ 2,500	0.00%
50280 - Legal Process Server Costs	$ -	$ -	$ -	$ -	$ -	$ -	$ -	$ -	0.00%
53000 - Liability Insurance	$ 9,815	$ 13,665	$ 15,027	$ 19,241	$ 24,742	$ -	$ 24,912	$ 24,912	0.00%
53020 - Unemployment Claims	$ 310	$ 413	$ 206	$ 310	$ 334	$ -	$ 401	$ 401	0.00%
53100 - Conferences and Meetings	$ -	$ -	$ -	$ 370	$ -	$ -	$ 2,500	$ 2,500	0.00%
53110 - Employee Training	$ -	$ -	$ 146	$ -	$ -	$ -	$ 2,500	$ 2,500	0.00%
53120 - Employee Mileage Expense	$ -	$ 37	$ -	$ -	$ 49	$ -	$ -	$ -	0.00%
53130 - General Association Dues	$ 560	$ 1,575	$ 560	$ 2,100	$ 2,290	$ 1,540	$ 2,100	$ 2,100	73.33%
Personnel Services- Employee Benefits	**$ 197,906**	**$ 184,302**	**$ 176,422**	**$ 192,054**	**$ 187,437**	**$ 75,999**	**$ 197,536**	**$ 197,536**	**38.47%**
45000 - Healthcare Contribution	$ 96,955	$ 99,222	$ 99,622	$ 98,602	$ 90,985	$ 38,787	$ 88,120	$ 88,120	44.02%
45010 - Dental Contribution	$ 3,290	$ 3,159	$ 3,029	$ 3,490	$ 2,938	$ 1,135	$ 2,793	$ 2,793	40.62%
45100 - FICA/SS Contribution	$ 38,302	$ 35,046	$ 37,122	$ 47,937	$ 47,702	$ 19,515	$ 51,235	$ 51,235	38.09%
45200 - IMRF Contribution	$ 43,965	$ 30,382	$ 25,225	$ 28,785	$ 34,270	$ 16,562	$ 43,798	$ 43,798	37.81%
53010 - Workers Compensation	$ 15,393	$ 16,492	$ 11,424	$ 13,240	$ 11,542	$ -	$ 11,590	$ 11,590	0.00%
Personnel Services- Salaries & Wages	**$ 516,960**	**$ 474,117**	**$ 502,115**	**$ 646,307**	**$ 645,938**	**$ 264,133**	**$ 669,590**	**$ 669,590**	**39.45%**
40000 - Salaries and Wages	$ 490,960	$ 474,117	$ 502,115	$ 646,307	$ 645,938	$ 264,133	$ 669,590	$ 669,590	39.45%
40002 - Non-Union Wage Increase	$ -	$ -	$ -	$ -	$ -	$ -	$ -	$ -	0.00%
40003 - Cost of Living Increase	$ -	$ -	$ -	$ -	$ -	$ -	$ -	$ -	0.00%
40004 - Merit Increase	$ -	$ -	$ -	$ -	$ -	$ -	$ -	$ -	0.00%
40040 - Lump Sum Distribution	$ 26,000	$ -	$ -	$ -	$ -	$ -	$ -	$ -	0.00%
221 Drug Prosecution									

Committee Revenue Expense Budget Report - by Account Detail

Through April 30, 2026 (41.7% YTD, 42.31% Payroll Expense through Pay Period Ending 04/25/2026)

***2021, 2022, 2023, 2024, 2025 DRAFT** and 2026 Actual Fiscal Year**

Department / Fund / Account Classification	2021 Actual Amount*	2022 Actual Amount*	2023 Actual Amount*	2024 Actual Amount*	2025 Actual Amount DRAFT**	2026 Actual Amount	2026 Amended Budget	2026 Adopted Budget	2026 YTD% Actual/Amended Budget
Revenue	***$ 269,700***	***$ 374,395***	***$ 675,652***	***$ 617,532***	***$ 334,892***	***$ 336,395***	***$ 340,279***	***$ 340,279***	***98.86%***
Interest Revenue	**$ -**	**$ -**	**$ (871)**	**$ 20,170**	**$ 8,016**	**$ 1,974**	**$ 7,053**	**$ 7,053**	**27.99%**
38000 - Investment Income	$ -	$ -	$ (871)	$ 20,170	$ 8,016	$ 1,974	$ 7,053	$ 7,053	27.99%
Other	**$ 626**	**$ -**	**$ -**	**$ -**	**$ -**	**$ -**	**$ -**	**$ -**	**0.00%**
38900 - Miscellaneous Other	$ 626	$ -	$ -	$ -	$ -	$ -	$ -	$ -	0.00%
39900 - Fund Balance Utilization	$ -	$ -	$ -	$ -	$ -	$ -	$ -	$ -	0.00%
Transfers In	**$ 112,613**	**$ 196,832**	**$ 428,449**	**$ 356,327**	**$ 246,976**	**$ 288,226**	**$ 288,226**	**$ 288,226**	**100.00%**
39000 - Transfer From Other Funds	$ 112,613	$ -	$ -	$ -	$ -	$ -	$ -	$ -	0.00%
39120 - Transfer from Grand Victoria Casino Elgin Fund 120	$ -	$ 85,192	$ 180,894	$ 356,327	$ 246,976	$ 288,226	$ 288,226	$ 288,226	100.00%
39234 - Transfer From Drug Asset Forfeiture Fund 234	$ -	$ -	$ 247,555	$ -	$ -	$ -	$ -	$ -	0.00%
39357 - Transfer from COVID Payroll Reimbursement Fund 357	$ -	$ 111,640	$ -	$ -	$ -	$ -	$ -	$ -	0.00%
Grants	**$ 112,028**	**$ 127,431**	**$ 127,431**	**$ 127,431**	**$ 31,858**	**$ -**	**$ -**	**$ -**	**0.00%**
32030 - Drug Prosecution Grant	$ 112,028	$ 127,431	$ 127,431	$ 127,431	$ 31,858	$ -	$ -	$ -	0.00%
Fines	**$ 44,433**	**$ 50,132**	**$ 120,643**	**$ 113,604**	**$ 48,041**	**$ 46,195**	**$ 45,000**	**$ 45,000**	**102.66%**
36020 - Drug Fines	$ 44,433	$ 50,132	$ 62,877	$ 30,775	$ 33,006	$ 44,318	$ 30,000	$ 30,000	147.73%
36025 - Forfeited Funds	$ -	$ -	$ 57,767	$ 82,829	$ 15,036	$ 1,877	$ 15,000	$ 15,000	12.51%
Expenses	***$ 286,624***	***$ 309,061***	***$ 486,623***	***$ 638,130***	***$ 665,922***	***$ 67,784***	***$ 340,279***	***$ 340,279***	***19.92%***
Commodities	**$ -**	**$ -**	**$ -**	**$ -**	**$ -**	**$ -**	**$ -**	**$ -**	**0.00%**
60070 - Computer Hardware- Non Capital	$ -	$ -	$ -	$ -	$ -	$ -	$ -	$ -	0.00%
64000 - Telephone	$ -	$ -	$ -	$ -	$ -	$ -	$ -	$ -	0.00%
Contingency and Other	**$ -**	**$ -**	**$ -**	**$ -**	**$ -**	**$ -**	**$ 156,055**	**$ 156,055**	**0.00%**
89000 - Addition to Fund Balance	$ -	$ -	$ -	$ -	$ -	$ -	$ 156,055	$ 156,055	0.00%
Contractual Services	**$ 4,322**	**$ 14,159**	**$ 19,063**	**$ 31,529**	**$ 28,940**	**$ 3,515**	**$ 18,208**	**$ 18,208**	**19.30%**
50240 - Trials and Costs of Hearing	$ -	$ -	$ -	$ -	$ 16	$ 60	$ -	$ -	0.00%
50270 - Court Reporter Costs	$ -	$ 2,654	$ 6,206	$ 9,210	$ 6,378	$ 3,070	$ 6,000	$ 6,000	51.17%
53000 - Liability Insurance	$ 3,951	$ 7,067	$ 7,754	$ 13,983	$ 17,994	$ -	$ 4,535	$ 4,535	0.00%
53020 - Unemployment Claims	$ 125	$ 214	$ 107	$ 225	$ 243	$ -	$ 73	$ 73	0.00%
53100 - Conferences and Meetings	$ 106	$ 3,156	$ 2,756	$ 6,301	$ 2,020	$ -	$ 5,500	$ 5,500	0.00%
53120 - Employee Mileage Expense	$ -	$ 18	$ -	$ -	$ -	$ -	$ -	$ -	0.00%
53130 - General Association Dues	$ 140	$ 1,050	$ 2,240	$ 1,810	$ 2,290	$ 385	$ 2,100	$ 2,100	18.33%
Personnel Services- Employee Benefits	**$ 77,911**	**$ 76,271**	**$ 114,914**	**$ 141,941**	**$ 193,413**	**$ 15,892**	**$ 44,428**	**$ 44,428**	**35.77%**
45000 - Healthcare Contribution	$ 37,992	$ 35,840	$ 63,329	$ 74,806	$ 127,388	$ 8,996	$ 24,349	$ 24,349	36.95%
45010 - Dental Contribution	$ 826	$ 1,258	$ 1,962	$ 2,145	$ 2,942	$ 299	$ 718	$ 718	41.62%
45100 - FICA/SS Contribution	$ 15,322	$ 16,200	$ 25,851	$ 34,224	$ 31,701	$ 3,569	$ 9,303	$ 9,303	38.36%
45200 - IMRF Contribution	$ 17,573	$ 14,443	$ 17,876	$ 21,144	$ 22,990	$ 3,028	$ 7,953	$ 7,953	38.07%
53010 - Workers Compensation	$ 6,197	$ 8,530	$ 5,895	$ 9,622	$ 8,392	$ -	$ 2,105	$ 2,105	0.00%
Personnel Services- Salaries & Wages	**$ 204,391**	**$ 218,631**	**$ 352,645**	**$ 464,660**	**$ 443,568**	**$ 48,377**	**$ 121,588**	**$ 121,588**	**39.79%**
40000 - Salaries and Wages	$ 195,391	$ 218,631	$ 352,645	$ 464,660	$ 443,568	$ 48,377	$ 121,588	$ 121,588	39.79%
40002 - Non-Union Wage Increase	$ -	$ -	$ -	$ -	$ -	$ -	$ -	$ -	0.00%
40003 - Cost of Living Increase	$ -	$ -	$ -	$ -	$ -	$ -	$ -	$ -	0.00%
40004 - Merit Increase	$ -	$ -	$ -	$ -	$ -	$ -	$ -	$ -	0.00%
40040 - Lump Sum Distribution	$ 9,000	$ -	$ -	$ -	$ -	$ -	$ -	$ -	0.00%
222 Victim Coordinator Services									

Committee Revenue Expense Budget Report - by Account Detail

Through April 30, 2026 (41.7% YTD, 42.31% Payroll Expense through Pay Period Ending 04/25/2026)

***2021, 2022, 2023, 2024, 2025 DRAFT** and 2026 Actual Fiscal Year**

Department / Fund / Account Classification	2021 Actual Amount*	2022 Actual Amount*	2023 Actual Amount*	2024 Actual Amount*	2025 Actual Amount DRAFT**	2026 Actual Amount	2026 Amended Budget	2026 Adopted Budget	2026 YTD% Actual/Amended Budget
Revenue	***$ 144,393***	***$ 181,245***	***$ 163,386***	***$ 349,579***	***$ 393,865***	***$ 353,917***	***$ 396,540***	***$ 396,540***	***89.25%***
Interest Revenue	**$ -**	**$ -**	**$ 1,438**	**$ 2,775**	**$ 8,822**	**$ 3,928**	**$ 707**	**$ 707**	**555.59%**
38000 - Investment Income	$ -	$ -	$ 1,438	$ 2,775	$ 8,822	$ 3,928	$ 707	$ 707	555.59%
Other	**$ -**	**$ -**	**$ -**	**$ -**	**$ -**	**$ -**	**$ -**	**$ -**	**0.00%**
39900 - Fund Balance Utilization	$ -	$ -	$ -	$ -	$ -	$ -	$ -	$ -	0.00%
Transfers In	**$ 74,207**	**$ 124,820**	**$ 100,960**	**$ 246,804**	**$ 254,583**	**$ 295,833**	**$ 295,833**	**$ 295,833**	**100.00%**
39000 - Transfer From Other Funds	$ 74,207	$ -	$ -	$ -	$ -	$ -	$ -	$ -	0.00%
39120 - Transfer from Grand Victoria Casino Elgin Fund 120	$ -	$ 124,820	$ 100,960	$ 246,804	$ 254,583	$ 295,833	$ 295,833	$ 295,833	100.00%
Grants	**$ 70,186**	**$ 56,425**	**$ 60,988**	**$ 100,000**	**$ 130,460**	**$ 54,156**	**$ 100,000**	**$ 100,000**	**54.16%**
32050 - Atty General Victim Coord Grant	$ 70,186	$ 56,425	$ 60,988	$ 100,000	$ 100,000	$ -	$ -	$ -	0.00%
32320 - Law Enforcement/Victim Ast Grant	$ -	$ -	$ -	$ -	$ -	$ -	$ -	$ -	0.00%
33902 - Grants - State Government	$ -	$ -	$ -	$ -	$ 30,460	$ 54,156	$ 100,000	$ 100,000	54.16%
Expenses	***$ 152,412***	***$ 125,702***	***$ 258,743***	***$ 343,938***	***$ 261,222***	***$ 103,345***	***$ 396,540***	***$ 396,540***	***26.06%***
Contingency and Other	**$ -**	**$ -**	**$ -**	**$ -**	**$ -**	**$ -**	**$ 129,504**	**$ 129,504**	**0.00%**
89000 - Addition to Fund Balance	$ -	$ -	$ -	$ -	$ -	$ -	$ 129,504	$ 129,504	0.00%
Contractual Services	**$ 2,681**	**$ 2,424**	**$ 3,893**	**$ 6,779**	**$ 10,390**	**$ -**	**$ 6,442**	**$ 6,442**	**0.00%**
50150 - Contractual/Consulting Services	$ -	$ -	$ -	$ -	$ -	$ -	$ -	$ -	0.00%
53000 - Liability Insurance	$ 2,598	$ 2,038	$ 3,245	$ 6,671	$ 10,251	$ -	$ 6,339	$ 6,339	0.00%
53020 - Unemployment Claims	$ 83	$ 63	$ 45	$ 108	$ 139	$ -	$ 103	$ 103	0.00%
53100 - Conferences and Meetings	$ -	$ 323	$ 603	$ -	$ -	$ -	$ -	$ -	0.00%
Personnel Services- Employee Benefits	**$ 46,917**	**$ 39,578**	**$ 72,145**	**$ 102,836**	**$ 87,776**	**$ 35,339**	**$ 90,673**	**$ 90,673**	**38.97%**
45000 - Healthcare Contribution	$ 26,151	$ 25,319	$ 46,327	$ 69,190	$ 61,337	$ 25,608	$ 61,461	$ 61,461	41.66%
45010 - Dental Contribution	$ 890	$ 760	$ 1,181	$ 2,133	$ 2,134	$ 896	$ 2,154	$ 2,154	41.62%
45100 - FICA/SS Contribution	$ 7,366	$ 5,971	$ 13,240	$ 16,815	$ 11,407	$ 4,780	$ 13,003	$ 13,003	36.76%
45200 - IMRF Contribution	$ 8,436	$ 5,069	$ 8,944	$ 10,108	$ 8,117	$ 4,056	$ 11,114	$ 11,114	36.49%
53010 - Workers Compensation	$ 4,074	$ 2,460	$ 2,453	$ 4,590	$ 4,782	$ -	$ 2,941	$ 2,941	0.00%
Personnel Services- Salaries & Wages	**$ 102,813**	**$ 83,700**	**$ 182,705**	**$ 234,323**	**$ 163,055**	**$ 68,006**	**$ 169,921**	**$ 169,921**	**40.02%**
40000 - Salaries and Wages	$ 95,113	$ 83,700	$ 182,705	$ 234,323	$ 163,055	$ 68,006	$ 169,921	$ 169,921	40.02%
40002 - Non-Union Wage Increase	$ -	$ -	$ -	$ -	$ -	$ -	$ -	$ -	0.00%
40003 - Cost of Living Increase	$ -	$ -	$ -	$ -	$ -	$ -	$ -	$ -	0.00%
40004 - Merit Increase	$ -	$ -	$ -	$ -	$ -	$ -	$ -	$ -	0.00%
40040 - Lump Sum Distribution	$ 7,700	$ -	$ -	$ -	$ -	$ -	$ -	$ -	0.00%
223 Domestic Violence									
Revenue	***$ 209,938***	***$ 148,337***	***$ 358,956***	***$ 464,631***	***$ 174,915***	***$ 208,632***	***$ 211,024***	***$ 211,024***	***98.87%***
Interest Revenue	**$ 399**	**$ 527**	**$ 8,956**	**$ 13,876**	**$ 10,084**	**$ 2,551**	**$ 4,943**	**$ 4,943**	**51.60%**
38000 - Investment Income	$ 399	$ 527	$ 8,956	$ 13,876	$ 10,084	$ 2,551	$ 4,943	$ 4,943	51.60%
Other	**$ -**	**$ -**	**$ -**	**$ -**	**$ -**	**$ -**	**$ -**	**$ -**	**0.00%**
39900 - Fund Balance Utilization	$ -	$ -	$ -	$ -	$ -	$ -	$ -	$ -	0.00%
Transfers In	**$ 209,539**	**$ 147,810**	**$ 350,000**	**$ 450,755**	**$ 164,831**	**$ 206,081**	**$ 206,081**	**$ 206,081**	**100.00%**
39000 - Transfer From Other Funds	$ 209,539	$ -	$ -	$ -	$ -	$ -	$ -	$ -	0.00%
39120 - Transfer from Grand Victoria Casino Elgin Fund 120	$ -	$ 147,810	$ 350,000	$ 450,755	$ 164,831	$ 206,081	$ 206,081	$ 206,081	100.00%

Committee Revenue Expense Budget Report - by Account Detail

Through April 30, 2026 (41.7% YTD, 42.31% Payroll Expense through Pay Period Ending 04/25/2026)

***2021, 2022, 2023, 2024, 2025 DRAFT** and 2026 Actual Fiscal Year**

Department / Fund / Account Classification	2021 Actual Amount*	2022 Actual Amount*	2023 Actual Amount*	2024 Actual Amount*	2025 Actual Amount DRAFT**	2026 Actual Amount	2026 Amended Budget	2026 Adopted Budget	2026 YTD% Actual/Amended Budget
Expenses	***$ 330,790***	***$ 271,075***	***$ 317,691***	***$ 358,168***	***$ 301,208***	***$ 55,289***	***$ 211,024***	***$ 211,024***	***26.20%***
Commodities	**$ -**	**$ -**	**$ -**	**$ -**	**$ -**	**$ -**	**$ -**	**$ -**	**0.00%**
60000 - Office Supplies	$ -	$ -	$ -	$ -	$ -	$ -	$ -	$ -	0.00%
60050 - Books and Subscriptions	$ -	$ -	$ -	$ -	$ -	$ -	$ -	$ -	0.00%
64000 - Telephone	$ -	$ -	$ -	$ -	$ -	$ -	$ -	$ -	0.00%
Contingency and Other	**$ -**	**$ -**	**$ -**	**$ -**	**$ -**	**$ -**	**$ 64,041**	**$ 64,041**	**0.00%**
89000 - Addition to Fund Balance	$ -	$ -	$ -	$ -	$ -	$ -	$ 64,041	$ 64,041	0.00%
Contractual Services	**$ 4,727**	**$ 8,611**	**$ 7,694**	**$ 13,564**	**$ 8,896**	**$ 489**	**$ 7,098**	**$ 7,098**	**6.88%**
50150 - Contractual/Consulting Services	$ -	$ -	$ -	$ -	$ -	$ -	$ -	$ -	0.00%
50240 - Trials and Costs of Hearing	$ -	$ 680	$ 504	$ -	$ -	$ -	$ 500	$ 500	0.00%
50270 - Court Reporter Costs	$ -	$ -	$ 1,000	$ 196	$ 176	$ 104	$ 500	$ 500	20.70%
50290 - Investigations	$ -	$ -	$ -	$ -	$ -	$ -	$ -	$ -	0.00%
53000 - Liability Insurance	$ 4,446	$ 4,980	$ 5,726	$ 11,734	$ 8,224	$ -	$ 4,501	$ 4,501	0.00%
53020 - Unemployment Claims	$ 141	$ 151	$ 79	$ 189	$ 111	$ -	$ 72	$ 72	0.00%
53100 - Conferences and Meetings	$ -	$ -	$ -	$ 150	$ -	$ -	$ 500	$ 500	0.00%
53110 - Employee Training	$ -	$ 2,275	$ -	$ -	$ -	$ -	$ 500	$ 500	0.00%
53130 - General Association Dues	$ 140	$ 525	$ 385	$ 1,295	$ 385	$ 385	$ 525	$ 525	73.33%
Personnel Services- Employee Benefits	**$ 97,489**	**$ 93,319**	**$ 95,858**	**$ 87,098**	**$ 74,387**	**$ 6,789**	**$ 19,214**	**$ 19,214**	**35.33%**
45000 - Healthcare Contribution	$ 54,786	$ 66,854	$ 64,274	$ 47,104	$ 42,208	$ -	$ -	$ -	0.00%
45010 - Dental Contribution	$ 1,356	$ 1,283	$ 1,457	$ 1,101	$ 975	$ -	$ -	$ -	0.00%
45100 - FICA/SS Contribution	$ 16,367	$ 11,600	$ 15,071	$ 18,910	$ 15,960	$ 3,673	$ 9,232	$ 9,232	39.78%
45200 - IMRF Contribution	$ 18,008	$ 7,572	$ 10,712	$ 11,909	$ 11,407	$ 3,116	$ 7,893	$ 7,893	39.48%
53010 - Workers Compensation	$ 6,973	$ 6,010	$ 4,344	$ 8,074	$ 3,836	$ -	$ 2,089	$ 2,089	0.00%
Personnel Services- Salaries & Wages	**$ 228,574**	**$ 169,145**	**$ 214,139**	**$ 257,506**	**$ 217,926**	**$ 48,012**	**$ 120,671**	**$ 120,671**	**39.79%**
40000 - Salaries and Wages	$ 173,529	$ 169,145	$ 214,139	$ 257,506	$ 217,926	$ 48,012	$ 120,671	$ 120,671	39.79%
40002 - Non-Union Wage Increase	$ -	$ -	$ -	$ -	$ -	$ -	$ -	$ -	0.00%
40003 - Cost of Living Increase	$ -	$ -	$ -	$ -	$ -	$ -	$ -	$ -	0.00%
40004 - Merit Increase	$ -	$ -	$ -	$ -	$ -	$ -	$ -	$ -	0.00%
40040 - Lump Sum Distribution	$ 55,000	$ -	$ -	$ -	$ -	$ -	$ -	$ -	0.00%
40200 - Overtime Salaries	$ 45	$ -	$ -	$ -	$ -	$ -	$ -	$ -	0.00%
Transfers Out	**$ -**	**$ -**	**$ -**	**$ -**	**$ -**	**$ -**	**$ -**	**$ -**	**0.00%**
99200 - Transfer to Court Automation Fund 200	$ -	$ -	$ -	$ -	$ -	$ -	$ -	$ -	0.00%
225 Auto Theft Task Force									
Revenue	***$ (1)***	***$ (500)***	***$ 1,864***	***$ 2,347***	***$ 2,458***	***$ 348***	***$ 1,413***	***$ 1,413***	***24.60%***
Interest Revenue	**$ (1)**	**$ (500)**	**$ 1,864**	**$ 2,347**	**$ 2,458**	**$ 348**	**$ 1,413**	**$ 1,413**	**24.60%**
38000 - Investment Income	$ (1)	$ (500)	$ 1,864	$ 2,347	$ 2,458	$ 348	$ 1,413	$ 1,413	24.60%
Expenses	***$ -***	***$ -***	***$ -***	***$ -***	***$ -***	***$ -***	***$ 1,413***	***$ 1,413***	***0.00%***
Contingency and Other	**$ -**	**$ -**	**$ -**	**$ -**	**$ -**	**$ -**	**$ 1,413**	**$ 1,413**	**0.00%**
89000 - Addition to Fund Balance	$ -	$ -	$ -	$ -	$ -	$ -	$ 1,413	$ 1,413	0.00%

Committee Revenue Expense Budget Report - by Account Detail

Through April 30, 2026 (41.7% YTD, 42.31% Payroll Expense through Pay Period Ending 04/25/2026)

***2021, 2022, 2023, 2024, 2025 DRAFT** and 2026 Actual Fiscal Year**

Department / Fund / Account Classification	2021 Actual Amount*	2022 Actual Amount*	2023 Actual Amount*	2024 Actual Amount*	2025 Actual Amount DRAFT**	2026 Actual Amount	2026 Amended Budget	2026 Adopted Budget	2026 YTD% Actual/Amended Budget
226 Weed and Seed									
Revenue	***$ -***	***$ -***	***$ 421***	***$ 1,442***	***$ 1,176***	***$ 148***	***$ 10,000***	***$ 10,000***	***1.48%***
Interest Revenue	**$ -**	**$ -**	**$ 421**	**$ 1,442**	**$ 1,176**	**$ 148**	**$ 436**	**$ 436**	**33.85%**
38000 - Investment Income	$ -	$ -	$ 421	$ 1,442	$ 1,176	$ 148	$ 436	$ 436	33.85%
Other	**$ -**	**$ -**	**$ -**	**$ -**	**$ -**	**$ -**	**$ 9,564**	**$ 9,564**	**0.00%**
39900 - Fund Balance Utilization	$ -	$ -	$ -	$ -	$ -	$ -	$ 9,564	$ 9,564	0.00%
Expenses	***$ -***	***$ -***	***$ 9,646***	***$ 1,802***	***$ 4,185***	***$ -***	***$ 10,000***	***$ 10,000***	***0.00%***
Commodities	**$ -**	**$ -**	**$ 9,497**	**$ 1,469**	**$ 4,185**	**$ -**	**$ 5,000**	**$ 5,000**	**0.00%**
60000 - Office Supplies	$ -	$ -	$ 9,497	$ 1,469	$ 4,185	$ -	$ 5,000	$ 5,000	0.00%
Contingency and Other	**$ -**	**$ -**	**$ -**	**$ -**	**$ -**	**$ -**	**$ -**	**$ -**	**0.00%**
89000 - Addition to Fund Balance	$ -	$ -	$ -	$ -	$ -	$ -	$ -	$ -	0.00%
Contractual Services	**$ -**	**$ -**	**$ 149**	**$ 332**	**$ -**	**$ -**	**$ 5,000**	**$ 5,000**	**0.00%**
50150 - Contractual/Consulting Services	$ -	$ -	$ -	$ -	$ -	$ -	$ 5,000	$ 5,000	0.00%
53100 - Conferences and Meetings	$ -	$ -	$ 149	$ 332	$ -	$ -	$ -	$ -	0.00%
230 Child Advocacy Center									
Revenue	***$ 1,580,690***	***$ 1,248,438***	***$ 1,701,499***	***$ 2,017,613***	***$ 2,420,630***	***$ 1,723,219***	***$ 2,465,874***	***$ 2,465,874***	***69.88%***
Interest Revenue	**$ 1,793**	**$ (4,991)**	**$ 35,675**	**$ 35,768**	**$ 29,214**	**$ 11,019**	**$ 20,479**	**$ 20,479**	**53.81%**
38000 - Investment Income	$ 1,793	$ (4,991)	$ 35,675	$ 35,768	$ 29,214	$ 11,019	$ 20,479	$ 20,479	53.81%
Other	**$ -**	**$ 25**	**$ -**	**$ 1,991**	**$ 55**	**$ 25**	**$ -**	**$ -**	**0.00%**
38900 - Miscellaneous Other	$ -	$ 25	$ -	$ 1,991	$ 55	$ 25	$ -	$ -	0.00%
39900 - Fund Balance Utilization	$ -	$ -	$ -	$ -	$ -	$ -	$ -	$ -	0.00%
Reimbursements	**$ 70,000**	**$ 35,000**	**$ 35,000**	**$ -**	**$ 70,000**	**$ -**	**$ 35,000**	**$ 35,000**	**0.00%**
37040 - CAC Invest Salary Reimbursement	$ 70,000	$ 35,000	$ 35,000	$ -	$ 70,000	$ -	$ 35,000	$ 35,000	0.00%
Charges for Services	**$ 468,245**	**$ 479,264**	**$ 481,040**	**$ 502,678**	**$ 525,479**	**$ 240,079**	**$ 500,000**	**$ 500,000**	**48.02%**
35020 - Child Advocacy Center Fees	$ 468,245	$ 479,264	$ 481,040	$ 502,678	$ 525,479	$ 240,079	$ 500,000	$ 500,000	48.02%
Transfers In	**$ 755,144**	**$ 473,140**	**$ 690,656**	**$ 888,556**	**$ 1,064,481**	**$ 1,105,731**	**$ 1,105,731**	**$ 1,105,731**	**100.00%**
39000 - Transfer From Other Funds	$ 755,144	$ -	$ -	$ -	$ -	$ -	$ -	$ -	0.00%
39120 - Transfer from Grand Victoria Casino Elgin Fund 120	$ -	$ 473,140	$ 690,656	$ 888,556	$ 1,064,481	$ 1,105,731	$ 1,105,731	$ 1,105,731	100.00%
Grants	**$ 285,508**	**$ 266,001**	**$ 459,127**	**$ 588,621**	**$ 731,400**	**$ 366,365**	**$ 804,664**	**$ 804,664**	**45.53%**
32000 - Attorney General CAC Grant	$ 17,987	$ 21,928	$ 45,575	$ 9,700	$ 85,975	$ -	$ -	$ -	0.00%
32010 - DCFS- Child Advocacy Cntr Grant	$ 97,590	$ 109,625	$ 271,416	$ 451,771	$ 513,581	$ 135,960	$ -	$ -	0.00%
32076 - CESF Grant	$ 16,000	$ 34,020	$ 2,708	$ -	$ -	$ -	$ -	$ -	0.00%
32715 - Fit For Kids Grant	$ -	$ -	$ -	$ -	$ 3,000	$ -	$ -	$ -	0.00%
33550 - VOCA Grant	$ 153,931	$ 100,428	$ 139,428	$ 127,150	$ 82,605	$ -	$ -	$ -	0.00%
33902 - Grants - State Government	$ -	$ -	$ -	$ -	$ (17,665)	$ 175,761	$ 754,664	$ 754,664	23.29%
33903 - Grants - Federal Government	$ -	$ -	$ -	$ -	$ 63,904	$ 54,645	$ 50,000	$ 50,000	109.29%
Expenses	***$ 1,221,642***	***$ 1,237,132***	***$ 1,681,183***	***$ 2,425,458***	***$ 2,614,257***	***$ 844,651***	***$ 2,465,874***	***$ 2,465,874***	***34.25%***
Capital	**$ -**	**$ -**	**$ 16**	**$ 71,097**	**$ -**	**$ -**	**$ -**	**$ -**	**0.00%**
70020 - Computer Software- Capital	$ -	$ -	$ 16	$ -	$ -	$ -	$ -	$ -	0.00%
70070 - Automotive Equipment	$ -	$ -	$ -	$ 71,097	$ -	$ -	$ -	$ -	0.00%
Commodities	**$ 44,946**	**$ 35,928**	**$ 48,700**	**$ 42,747**	**$ 42,854**	**$ 3,649**	**$ 28,990**	**$ 28,990**	**12.59%**
60000 - Office Supplies	$ 751	$ 1,158	$ 443	$ 103	$ 75	$ -	$ 1,000	$ 1,000	0.00%
60010 - Operating Supplies	$ 30,508	$ 2,653	$ 29,114	$ 21,304	$ 23,602	$ 1,122	$ 13,190	$ 13,190	8.51%
60020 - Computer Related Supplies	$ 6,173	$ 4,880	$ -	$ -	$ 1,322	$ -	$ -	$ -	0.00%
60050 - Books and Subscriptions	$ 484	$ 2,904	$ 1,395	$ 983	$ 1,946	$ 226	$ 1,800	$ 1,800	12.54%

Committee Revenue Expense Budget Report - by Account Detail

Through April 30, 2026 (41.7% YTD, 42.31% Payroll Expense through Pay Period Ending 04/25/2026)

***2021, 2022, 2023, 2024, 2025 DRAFT** and 2026 Actual Fiscal Year**

Department / Fund / Account Classification	2021 Actual Amount*	2022 Actual Amount*	2023 Actual Amount*	2024 Actual Amount*	2025 Actual Amount DRAFT**	2026 Actual Amount	2026 Amended Budget	2026 Adopted Budget	2026 YTD% Actual/Amended Budget
60060 - Computer Software- Non Capital	$ -	$ 381	$ 5,053	$ 2,636	$ 164	$ 68	$ 1,000	$ 1,000	6.80%
60070 - Computer Hardware- Non Capital	$ -	$ 13,115	$ 1,047	$ 6,508	$ 5,067	$ -	$ 6,000	$ 6,000	0.00%
60290 - Photography Supplies	$ -	$ -	$ -	$ -	$ -	$ -	$ 1,000	$ 1,000	0.00%
63040 - Fuel- Vehicles	$ 1,135	$ 2,928	$ 3,881	$ 2,805	$ 2,059	$ 2,234	$ 2,500	$ 2,500	89.34%
64000 - Telephone	$ 5,895	$ 7,910	$ 7,766	$ 8,408	$ 8,619	$ -	$ 2,500	$ 2,500	0.00%
Contingency and Other	**$ -**	**$ -**	**$ -**	**$ -**	**$ -**	**$ -**	**$ 192,243**	**$ 192,243**	**0.00%**
89000 - Addition to Fund Balance	$ -	$ -	$ -	$ -	$ -	$ -	$ 192,243	$ 192,243	0.00%
Contractual Services	**$ 68,005**	**$ 81,606**	**$ 111,434**	**$ 125,822**	**$ 172,887**	**$ 28,150**	**$ 194,734**	**$ 194,734**	**14.46%**
50150 - Contractual/Consulting Services	$ 1,884	$ 3,546	$ 5,239	$ 6,849	$ 7,053	$ 4,525	$ 7,500	$ 7,500	60.33%
50205 - Examinations	$ -	$ -	$ -	$ -	$ -	$ -	$ 2,500	$ 2,500	0.00%
50240 - Trials and Costs of Hearing	$ 5,915	$ 3,335	$ 5,022	$ 2,393	$ 316	$ -	$ 2,500	$ 2,500	0.00%
50260 - Witness Costs	$ 2,828	$ -	$ 5,790	$ 289	$ 4,931	$ -	$ 7,500	$ 7,500	0.00%
50270 - Court Reporter Costs	$ 225	$ 2,944	$ 3,253	$ 3,485	$ 2,996	$ 1,488	$ 4,000	$ 4,000	37.20%
50620 - Counseling Services	$ 31,300	$ 18,200	$ 30,750	$ 12,300	$ -	$ -	$ 10,000	$ 10,000	0.00%
52140 - Repairs and Maint- Copiers	$ 3,425	$ 3,840	$ 6,034	$ 6,482	$ 7,668	$ 2,612	$ 6,500	$ 6,500	40.18%
52230 - Repairs and Maint- Vehicles	$ 410	$ 2,503	$ 2,052	$ -	$ 404	$ -	$ 2,000	$ 2,000	0.00%
53000 - Liability Insurance	$ 15,928	$ 21,983	$ 29,017	$ 49,431	$ 68,770	$ -	$ 56,992	$ 56,992	0.00%
53020 - Unemployment Claims	$ 503	$ 664	$ 398	$ 795	$ 927	$ -	$ 917	$ 917	0.00%
53060 - General Printing	$ 121	$ -	$ 698	$ 753	$ 623	$ -	$ -	$ -	0.00%
53100 - Conferences and Meetings	$ 3,109	$ 7,992	$ 9,873	$ 30,232	$ 69,267	$ 14,664	$ 73,700	$ 73,700	19.90%
53110 - Employee Training	$ 84	$ 10,001	$ 10,196	$ 9,506	$ 5,021	$ 1,087	$ 15,000	$ 15,000	7.24%
53120 - Employee Mileage Expense	$ 3	$ 34	$ 221	$ (57)	$ -	$ -	$ 500	$ 500	0.00%
53130 - General Association Dues	$ 2,270	$ 6,565	$ 2,890	$ 3,365	$ 4,910	$ 3,775	$ 5,125	$ 5,125	73.66%
Personnel Services- Employee Benefits	**$ 307,249**	**$ 310,787**	**$ 392,193**	**$ 569,369**	**$ 619,301**	**$ 205,796**	**$ 521,974**	**$ 521,974**	**39.43%**
45000 - Healthcare Contribution	$ 151,146	$ 166,410	$ 224,439	$ 336,062	$ 353,733	$ 120,636	$ 272,826	$ 272,826	44.22%
45010 - Dental Contribution	$ 4,332	$ 4,212	$ 6,228	$ 9,506	$ 8,621	$ 2,845	$ 8,072	$ 8,072	35.24%
45100 - FICA/SS Contribution	$ 58,867	$ 59,837	$ 82,967	$ 118,476	$ 131,057	$ 44,516	$ 115,714	$ 115,714	38.47%
45200 - IMRF Contribution	$ 67,921	$ 53,797	$ 56,496	$ 71,312	$ 93,544	$ 37,800	$ 98,917	$ 98,917	38.21%
53010 - Workers Compensation	$ 24,982	$ 26,531	$ 22,062	$ 34,013	$ 32,347	$ -	$ 26,445	$ 26,445	0.00%
Personnel Services- Salaries & Wages	**$ 801,442**	**$ 808,811**	**$ 1,128,842**	**$ 1,616,423**	**$ 1,779,215**	**$ 607,055**	**$ 1,527,933**	**$ 1,527,933**	**39.73%**
40000 - Salaries and Wages	$ 741,300	$ 793,168	$ 1,113,113	$ 1,600,823	$ 1,763,615	$ 600,755	$ 1,512,333	$ 1,512,333	39.72%
40002 - Non-Union Wage Increase	$ -	$ -	$ -	$ -	$ -	$ -	$ -	$ -	0.00%
40003 - Cost of Living Increase	$ -	$ -	$ -	$ -	$ -	$ -	$ -	$ -	0.00%
40004 - Merit Increase	$ -	$ -	$ -	$ -	$ -	$ -	$ -	$ -	0.00%
40040 - Lump Sum Distribution	$ 44,500	$ -	$ -	$ -	$ -	$ -	$ -	$ -	0.00%
40300 - Employee Per Diem	$ 15,643	$ 15,643	$ 15,729	$ 15,600	$ 15,600	$ 6,300	$ 15,600	$ 15,600	40.38%
Transfers Out	**$ -**	**$ -**	**$ -**	**$ -**	**$ -**	**$ -**	**$ -**	**$ -**	**0.00%**
99200 - Transfer to Court Automation Fund 200	$ -	$ -	$ -	$ -	$ -	$ -	$ -	$ -	0.00%

Committee Revenue Expense Budget Report - by Account Detail

Through April 30, 2026 (41.7% YTD, 42.31% Payroll Expense through Pay Period Ending 04/25/2026)

***2021, 2022, 2023, 2024, 2025 DRAFT** and 2026 Actual Fiscal Year**

Department / Fund / Account Classification	2021 Actual Amount*	2022 Actual Amount*	2023 Actual Amount*	2024 Actual Amount*	2025 Actual Amount DRAFT**	2026 Actual Amount	2026 Amended Budget	2026 Adopted Budget	2026 YTD% Actual/Amended Budget
231 Equitable Sharing Program									
Revenue	***$ (1)***	***$ (540)***	***$ 5,177***	***$ 2,721***	***$ 2,841***	***$ 402***	***$ 1,413***	***$ 1,413***	***28.44%***
Interest Revenue	**$ (1)**	**$ (540)**	**$ 1,998**	**$ 2,721**	**$ 2,841**	**$ 402**	**$ 1,413**	**$ 1,413**	**28.44%**
38000 - Investment Income	$ (1)	$ (540)	$ 1,998	$ 2,721	$ 2,841	$ 402	$ 1,413	$ 1,413	28.44%
Other	**$ -**	**$ -**	**$ 3,179**	**$ -**	**$ -**	**$ -**	**$ -**	**$ -**	**0.00%**
38600 - DOJ Equitable Sharing Proceeds	$ -	$ -	$ 3,179	$ -	$ -	$ -	$ -	$ -	0.00%
Expenses	***$ -***	***$ -***	***$ -***	***$ -***	***$ -***	***$ -***	***$ 1,413***	***$ 1,413***	***0.00%***
Commodities	**$ -**	**$ -**	**$ -**	**$ -**	**$ -**	**$ -**	**$ -**	**$ -**	**0.00%**
60010 - Operating Supplies	$ -	$ -	$ -	$ -	$ -	$ -	$ -	$ -	0.00%
Contingency and Other	**$ -**	**$ -**	**$ -**	**$ -**	**$ -**	**$ -**	**$ 1,413**	**$ 1,413**	**0.00%**
89000 - Addition to Fund Balance	$ -	$ -	$ -	$ -	$ -	$ -	$ 1,413	$ 1,413	0.00%
Contractual Services	**$ -**	**$ -**	**$ -**	**$ -**	**$ -**	**$ -**	**$ -**	**$ -**	**0.00%**
53110 - Employee Training	$ -	$ -	$ -	$ -	$ -	$ -	$ -	$ -	0.00%
232 State's Atty Records Automation									
Revenue	***$ 26,062***	***$ 19,024***	***$ 25,624***	***$ 25,272***	***$ 22,230***	***$ 8,027***	***$ 17,825***	***$ 17,825***	***45.03%***
Interest Revenue	**$ 52**	**$ (1,265)**	**$ 5,344**	**$ 4,416**	**$ 3,373**	**$ 532**	**$ 2,825**	**$ 2,825**	**18.82%**
38000 - Investment Income	$ 52	$ (1,265)	$ 5,344	$ 4,416	$ 3,373	$ 532	$ 2,825	$ 2,825	18.82%
Other	**$ -**	**$ -**	**$ -**	**$ -**	**$ -**	**$ -**	**$ -**	**$ -**	**0.00%**
39900 - Fund Balance Utilization	$ -	$ -	$ -	$ -	$ -	$ -	$ -	$ -	0.00%
Charges for Services	**$ 21,710**	**$ 20,289**	**$ 20,279**	**$ 20,856**	**$ 18,857**	**$ 7,495**	**$ 15,000**	**$ 15,000**	**49.97%**
35300 - Records Automation Fees	$ 21,710	$ 20,289	$ 20,279	$ 20,856	$ 18,857	$ 7,495	$ 15,000	$ 15,000	49.97%
Transfers In	**$ 4,300**	**$ -**	**$ -**	**$ -**	**$ -**	**$ -**	**$ -**	**$ -**	**0.00%**
39000 - Transfer From Other Funds	$ 4,300	$ -	$ -	$ -	$ -	$ -	$ -	$ -	0.00%
Expenses	***$ 56,610***	***$ 55,725***	***$ 50,043***	***$ 50,447***	***$ 21,805***	***$ -***	***$ 17,825***	***$ 17,825***	***0.00%***
Commodities	**$ 27,023**	**$ 8,621**	**$ -**	**$ -**	**$ -**	**$ -**	**$ -**	**$ -**	**0.00%**
60060 - Computer Software- Non Capital	$ 16,955	$ -	$ -	$ -	$ -	$ -	$ -	$ -	0.00%
60070 - Computer Hardware- Non Capital	$ 10,068	$ 8,621	$ -	$ -	$ -	$ -	$ -	$ -	0.00%
Contingency and Other	**$ -**	**$ -**	**$ -**	**$ -**	**$ -**	**$ -**	**$ 17,825**	**$ 17,825**	**0.00%**
89000 - Addition to Fund Balance	$ -	$ -	$ -	$ -	$ -	$ -	$ 17,825	$ 17,825	0.00%
Contractual Services	**$ 396**	**$ 548**	**$ 1,045**	**$ 1,233**	**$ 1,297**	**$ -**	**$ -**	**$ -**	**0.00%**
53000 - Liability Insurance	$ 383	$ 531	$ 1,030	$ 1,213	$ 1,279	$ -	$ -	$ -	0.00%
53020 - Unemployment Claims	$ 13	$ 17	$ 15	$ 20	$ 18	$ -	$ -	$ -	0.00%
Personnel Services- Employee Benefits	**$ 9,191**	**$ 12,785**	**$ 13,699**	**$ 13,099**	**$ 5,301**	**$ -**	**$ -**	**$ -**	**0.00%**
45000 - Healthcare Contribution	$ 5,422	$ 7,237	$ 8,280	$ 7,676	$ 2,737	$ -	$ -	$ -	0.00%
45010 - Dental Contribution	$ 97	$ 387	$ 400	$ 387	$ 65	$ -	$ -	$ -	0.00%
45100 - FICA/SS Contribution	$ 1,436	$ 2,422	$ 2,525	$ 2,623	$ 1,113	$ -	$ -	$ -	0.00%
45200 - IMRF Contribution	$ 1,635	$ 2,098	$ 1,711	$ 1,578	$ 789	$ -	$ -	$ -	0.00%
53010 - Workers Compensation	$ 601	$ 641	$ 783	$ 835	$ 597	$ -	$ -	$ -	0.00%
Personnel Services- Salaries & Wages	**$ 20,000**	**$ 33,771**	**$ 35,299**	**$ 36,116**	**$ 15,208**	**$ -**	**$ -**	**$ -**	**0.00%**

Committee Revenue Expense Budget Report - by Account Detail

Through April 30, 2026 (41.7% YTD, 42.31% Payroll Expense through Pay Period Ending 04/25/2026)

***2021, 2022, 2023, 2024, 2025 DRAFT** and 2026 Actual Fiscal Year**

Department / Fund / Account Classification	2021 Actual Amount*	2022 Actual Amount*	2023 Actual Amount*	2024 Actual Amount*	2025 Actual Amount DRAFT**	2026 Actual Amount	2026 Amended Budget	2026 Adopted Budget	2026 YTD% Actual/Amended Budget
40000 - Salaries and Wages	$ 19,000	$ 33,771	$ 35,299	$ 36,116	$ 15,208	$ -	$ -	$ -	0.00%
40002 - Non-Union Wage Increase	$ -	$ -	$ -	$ -	$ -	$ -	$ -	$ -	0.00%
40003 - Cost of Living Increase	$ -	$ -	$ -	$ -	$ -	$ -	$ -	$ -	0.00%
40004 - Merit Increase	$ -	$ -	$ -	$ -	$ -	$ -	$ -	$ -	0.00%
40040 - Lump Sum Distribution	$ 1,000	$ -	$ -	$ -	$ -	$ -	$ -	$ -	0.00%
233 Bad Check Restitution									
Revenue	***$ 2,278***	***$ (595)***	***$ 2,217***	***$ 2,791***	***$ 2,924***	***$ 413***	***$ 1,413***	***$ 1,413***	***29.26%***
Interest Revenue	**$ (2)**	**$ (595)**	**$ 2,217**	**$ 2,791**	**$ 2,924**	**$ 413**	**$ 1,413**	**$ 1,413**	**29.26%**
38000 - Investment Income	$ (2)	$ (595)	$ 2,217	$ 2,791	$ 2,924	$ 413	$ 1,413	$ 1,413	29.26%
Fines	**$ 2,280**	**$ -**	**$ -**	**$ -**	**$ -**	**$ -**	**$ -**	**$ -**	**0.00%**
36030 - Collection Fines	$ 2,280	$ -	$ -	$ -	$ -	$ -	$ -	$ -	0.00%
Expenses	***$ -***	***$ -***	***$ -***	***$ -***	***$ -***	***$ -***	***$ 1,413***	***$ 1,413***	***0.00%***
Contingency and Other	**$ -**	**$ -**	**$ -**	**$ -**	**$ -**	**$ -**	**$ 1,413**	**$ 1,413**	**0.00%**
89000 - Addition to Fund Balance	$ -	$ -	$ -	$ -	$ -	$ -	$ 1,413	$ 1,413	0.00%
Contractual Services	**$ -**	**$ -**	**$ -**	**$ -**	**$ -**	**$ -**	**$ -**	**$ -**	**0.00%**
50150 - Contractual/Consulting Services	$ -	$ -	$ -	$ -	$ -	$ -	$ -	$ -	0.00%
234 Drug Asset Forfeiture									
Revenue	***$ 53,612***	***$ 30,003***	***$ 18,220***	***$ 301***	***$ 1,039***	***$ 147***	***$ 8,474***	***$ 8,474***	***1.73%***
Interest Revenue	**$ (15)**	**$ (3,380)**	**$ 15,120**	**$ 301**	**$ 1,039**	**$ 147**	**$ 8,474**	**$ 8,474**	**1.73%**
38000 - Investment Income	$ (15)	$ (3,380)	$ 15,120	$ 301	$ 1,039	$ 147	$ 8,474	$ 8,474	1.73%
Other	**$ -**	**$ -**	**$ -**	**$ -**	**$ -**	**$ -**	**$ -**	**$ -**	**0.00%**
39900 - Fund Balance Utilization	$ -	$ -	$ -	$ -	$ -	$ -	$ -	$ -	0.00%
Transfers In	**$ -**	**$ -**	**$ 3,100**	**$ -**	**$ -**	**$ -**	**$ -**	**$ -**	**0.00%**
39000 - Transfer From Other Funds	$ -	$ -	$ 3,100	$ -	$ -	$ -	$ -	$ -	0.00%
Fines	**$ 53,628**	**$ 33,383**	**$ -**	**$ -**	**$ -**	**$ -**	**$ -**	**$ -**	**0.00%**
36020 - Drug Fines	$ 53,628	$ 33,383	$ -	$ -	$ -	$ -	$ -	$ -	0.00%
Expenses	***$ -***	***$ -***	***$ 247,555***	***$ -***	***$ -***	***$ -***	***$ 8,474***	***$ 8,474***	***0.00%***
Contingency and Other	**$ -**	**$ -**	**$ -**	**$ -**	**$ -**	**$ -**	**$ 8,474**	**$ 8,474**	**0.00%**
89000 - Addition to Fund Balance	$ -	$ -	$ -	$ -	$ -	$ -	$ 8,474	$ 8,474	0.00%
Contractual Services	**$ -**	**$ -**	**$ -**	**$ -**	**$ -**	**$ -**	**$ -**	**$ -**	**0.00%**
50150 - Contractual/Consulting Services	$ -	$ -	$ -	$ -	$ -	$ -	$ -	$ -	0.00%
Transfers Out	**$ -**	**$ -**	**$ 247,555**	**$ -**	**$ -**	**$ -**	**$ -**	**$ -**	**0.00%**
99221 - Transfer to Drug Prosecution Fund 221	$ -	$ -	$ 247,555	$ -	$ -	$ -	$ -	$ -	0.00%
235 State's Attorney Employee Events									
Revenue	***$ 57***	***$ (20)***	***$ 76***	***$ 95***	***$ 100***	***$ 14***	***$ 39***	***$ 39***	***36.15%***
Interest Revenue	**$ (0)**	**$ (20)**	**$ 76**	**$ 95**	**$ 100**	**$ 14**	**$ 39**	**$ 39**	**36.15%**
38000 - Investment Income	$ (0)	$ (20)	$ 76	$ 95	$ 100	$ 14	$ 39	$ 39	36.15%
Other	**$ 57**	**$ -**	**$ -**	**$ -**	**$ -**	**$ -**	**$ -**	**$ -**	**0.00%**
38900 - Miscellaneous Other	$ 57	$ -	$ -	$ -	$ -	$ -	$ -	$ -	0.00%
Reimbursements	**$ -**	**$ -**	**$ -**	**$ -**	**$ -**	**$ -**	**$ -**	**$ -**	**0.00%**
37900 - Miscellaneous Reimbursement	$ -	$ -	$ -	$ -	$ -	$ -	$ -	$ -	0.00%

Committee Revenue Expense Budget Report - by Account Detail

Through April 30, 2026 (41.7% YTD, 42.31% Payroll Expense through Pay Period Ending 04/25/2026)

***2021, 2022, 2023, 2024, 2025 DRAFT** and 2026 Actual Fiscal Year**

Department / Fund / Account Classification	2021 Actual Amount*	2022 Actual Amount*	2023 Actual Amount*	2024 Actual Amount*	2025 Actual Amount DRAFT**	2026 Actual Amount	2026 Amended Budget	2026 Adopted Budget	2026 YTD% Actual/Amended Budget
Expenses	***$ -***	***$ -***	***$ -***	***$ -***	***$ -***	***$ -***	***$ 39***	***$ 39***	***0.00%***
Commodities	**$ -**	**$ -**	**$ -**	**$ -**	**$ -**	**$ -**	**$ -**	**$ -**	**0.00%**
60010 - Operating Supplies	$ -	$ -	$ -	$ -	$ -	$ -	$ -	$ -	0.00%
Contingency and Other	**$ -**	**$ -**	**$ -**	**$ -**	**$ -**	**$ -**	**$ 39**	**$ 39**	**0.00%**
89000 - Addition to Fund Balance	$ -	$ -	$ -	$ -	$ -	$ -	$ 39	$ 39	0.00%
236 Child Advocacy Advisory Board									
Revenue	***$ 601***	***$ (370)***	***$ 1,377***	***$ 1,734***	***$ 1,730***	***$ 256***	***$ 707***	***$ 707***	***36.25%***
Interest Revenue	**$ 1**	**$ (370)**	**$ 1,377**	**$ 1,734**	**$ 1,730**	**$ 256**	**$ 707**	**$ 707**	**36.25%**
38000 - Investment Income	$ 1	$ (370)	$ 1,377	$ 1,734	$ 1,730	$ 256	$ 707	$ 707	36.25%
Other	**$ 600**	**$ -**	**$ -**	**$ -**	**$ -**	**$ -**	**$ -**	**$ -**	**0.00%**
38520 - General Donations	$ 600	$ -	$ -	$ -	$ -	$ -	$ -	$ -	0.00%
Expenses	***$ -***	***$ -***	***$ -***	***$ -***	***$ -***	***$ -***	***$ 707***	***$ 707***	***0.00%***

Committee Revenue Expense Budget Report - by Account Detail

Through April 30, 2026 (41.7% YTD, 42.31% Payroll Expense through Pay Period Ending 04/25/2026)

***2021, 2022, 2023, 2024, 2025 DRAFT** and 2026 Actual Fiscal Year**

Department / Fund / Account Classification	2021 Actual Amount*	2022 Actual Amount*	2023 Actual Amount*	2024 Actual Amount*	2025 Actual Amount DRAFT**	2026 Actual Amount	2026 Amended Budget	2026 Adopted Budget	2026 YTD% Actual/Amended Budget
Commodities	**$ -**	**$ -**	**$ -**	**$ -**	**$ -**	**$ -**	**$ -**	**$ -**	**0.00%**
60010 - Operating Supplies	$ -	$ -	$ -	$ -	$ -	$ -	$ -	$ -	0.00%
Contingency and Other	**$ -**	**$ -**	**$ -**	**$ -**	**$ -**	**$ -**	**$ 707**	**$ 707**	**0.00%**
89000 - Addition to Fund Balance	$ -	$ -	$ -	$ -	$ -	$ -	$ 707	$ 707	0.00%
237 Money Laundering - State's Atty									
Revenue	***$ 754***	***$ (3,208)***	***$ 23,787***	***$ 261,378***	***$ 29,209***	***$ 3,432***	***$ 168,313***	***$ 168,313***	***2.04%***
Interest Revenue	**$ (20)**	**$ (3,208)**	**$ 11,949**	**$ 21,936**	**$ 29,209**	**$ 3,432**	**$ 7,062**	**$ 7,062**	**48.60%**
38000 - Investment Income	$ (20)	$ (3,208)	$ 11,949	$ 21,936	$ 29,209	$ 3,432	$ 7,062	$ 7,062	48.60%
Other	**$ -**	**$ -**	**$ -**	**$ -**	**$ -**	**$ -**	**$ 161,251**	**$ 161,251**	**0.00%**
39900 - Fund Balance Utilization	$ -	$ -	$ -	$ -	$ -	$ -	$ 161,251	$ 161,251	0.00%
Transfers In	**$ -**	**$ -**	**$ 9,200**	**$ -**	**$ -**	**$ -**	**$ -**	**$ -**	**0.00%**
39000 - Transfer From Other Funds	$ -	$ -	$ 9,200	$ -	$ -	$ -	$ -	$ -	0.00%
Fines	**$ 775**	**$ -**	**$ 2,638**	**$ 239,442**	**$ -**	**$ -**	**$ -**	**$ -**	**0.00%**
36020 - Drug Fines	$ 775	$ -	$ 2,638	$ -	$ -	$ -	$ -	$ -	0.00%
36025 - Forfeited Funds	$ -	$ -	$ -	$ 239,442	$ -	$ -	$ -	$ -	0.00%
Expenses	***$ -***	***$ -***	***$ -***	***$ 9,200***	***$ -***	***$ 88,545***	***$ 168,313***	***$ 168,313***	***52.61%***
Commodities	**$ -**	**$ -**	**$ -**	**$ -**	**$ -**	**$ 33,545**	**$ 108,313**	**$ 108,313**	**30.97%**
60010 - Operating Supplies	$ -	$ -	$ -	$ -	$ -	$ -	$ -	$ -	0.00%
60050 - Books and Subscriptions	$ -	$ -	$ -	$ -	$ -	$ 33,545	$ 108,313	$ 108,313	30.97%
Contingency and Other	**$ -**	**$ -**	**$ -**	**$ -**	**$ -**	**$ -**	**$ -**	**$ -**	**0.00%**
89000 - Addition to Fund Balance	$ -	$ -	$ -	$ -	$ -	$ -	$ -	$ -	0.00%
Contractual Services	**$ -**	**$ -**	**$ -**	**$ 9,200**	**$ -**	**$ 55,000**	**$ 60,000**	**$ 60,000**	**91.67%**
50150 - Contractual/Consulting Services	$ -	$ -	$ -	$ 9,200	$ -	$ 55,000	$ 60,000	$ 60,000	91.67%
53100 - Conferences and Meetings	$ -	$ -	$ -	$ -	$ -	$ -	$ -	$ -	0.00%
490 Kane County Law Enforcement									
Revenue	***$ 19,050***	***$ 2,414***	***$ 57,687***	***$ 54,289***	***$ 48,512***	***$ 17,265***	***$ 67,242***	***$ 67,242***	***25.68%***
Interest Revenue	**$ (35)**	**$ (2,216)**	**$ 9,793**	**$ 11,490**	**$ 12,380**	**$ 1,495**	**$ 5,650**	**$ 5,650**	**26.47%**
38000 - Investment Income	$ (35)	$ (2,216)	$ 9,793	$ 11,490	$ 12,380	$ 1,495	$ 5,650	$ 5,650	26.47%
Other	**$ -**	**$ -**	**$ -**	**$ -**	**$ -**	**$ -**	**$ 31,592**	**$ 31,592**	**0.00%**
39900 - Fund Balance Utilization	$ -	$ -	$ -	$ -	$ -	$ -	$ 31,592	$ 31,592	0.00%
Transfers In	**$ 10,774**	**$ 2,026**	**$ -**	**$ -**	**$ -**	**$ -**	**$ -**	**$ -**	**0.00%**
39000 - Transfer From Other Funds	$ 10,774	$ 2,026	$ -	$ -	$ -	$ -	$ -	$ -	0.00%
Fines	**$ 8,311**	**$ 2,604**	**$ 47,894**	**$ 42,799**	**$ 36,131**	**$ 15,769**	**$ 30,000**	**$ 30,000**	**52.56%**
36050 - DUI Fines	$ 8,311	$ 2,604	$ 47,894	$ 42,799	$ 36,131	$ 15,769	$ 30,000	$ 30,000	52.56%

Committee Revenue Expense Budget Report - by Account Detail

Through April 30, 2026 (41.7% YTD, 42.31% Payroll Expense through Pay Period Ending 04/25/2026)

***2021, 2022, 2023, 2024, 2025 DRAFT** and 2026 Actual Fiscal Year**

Department / Fund / Account Classification	2021 Actual Amount*	2022 Actual Amount*	2023 Actual Amount*	2024 Actual Amount*	2025 Actual Amount DRAFT**	2026 Actual Amount	2026 Amended Budget	2026 Adopted Budget	2026 YTD% Actual/Amended Budget
Expenses	***$ 10,774***	***$ 51,304***	***$ 76,319***	***$ 12,118***	***$ 61,758***	***$ 36,618***	***$ 67,242***	***$ 67,242***	***54.46%***
Contingency and Other	**$ -**	**$ -**	**$ -**	**$ -**	**$ -**	**$ -**	**$ -**	**$ -**	**0.00%**
89000 - Addition to Fund Balance	$ -	$ -	$ -	$ -	$ -	$ -	$ -	$ -	0.00%
Contractual Services	**$ 8,840**	**$ 39,413**	**$ 66,834**	**$ 4,972**	**$ 44,647**	**$ 31,451**	**$ 50,547**	**$ 50,547**	**62.22%**
50150 - Contractual/Consulting Services	$ 8,840	$ 39,413	$ 66,834	$ 4,972	$ 44,308	$ 31,451	$ 50,000	$ 50,000	62.90%
53000 - Liability Insurance	$ -	$ -	$ -	$ -	$ 334	$ -	$ 538	$ 538	0.00%
53020 - Unemployment Claims	$ -	$ -	$ -	$ -	$ 5	$ -	$ 9	$ 9	0.00%
Personnel Services- Employee Benefits	**$ 134**	**$ 829**	**$ 672**	**$ 508**	**$ 1,361**	**$ 367**	**$ 2,294**	**$ 2,294**	**16.01%**
45100 - FICA/SS Contribution	$ 134	$ 829	$ 672	$ 508	$ 1,205	$ 367	$ 1,102	$ 1,102	33.32%
45200 - IMRF Contribution	$ -	$ -	$ -	$ -	$ -	$ -	$ 942	$ 942	0.00%
53010 - Workers Compensation	$ -	$ -	$ -	$ -	$ 156	$ -	$ 250	$ 250	0.00%
Personnel Services- Salaries & Wages	**$ 1,800**	**$ 11,063**	**$ 8,813**	**$ 6,638**	**$ 15,750**	**$ 4,800**	**$ 14,401**	**$ 14,401**	**33.33%**
40000 - Salaries and Wages	$ 1,800	$ 11,063	$ 8,813	$ 6,638	$ 15,750	$ 4,800	$ 14,401	$ 14,401	33.33%
360 Public Defender									
001 General Fund									
Revenue	***$ 183,412***	***$ 138,528***	***$ 134,981***	***$ 133,389***	***$ 128,856***	***$ 46,194***	***$ 193,174***	***$ 193,174***	***23.91%***
Reimbursements	**$ 135,161**	**$ 134,964**	**$ 132,597**	**$ 126,710**	**$ 128,314**	**$ 45,857**	**$ 139,582**	**$ 139,582**	**32.85%**
37050 - Public Def Salary Reimbursement	$ 108,484	$ 111,379	$ 114,977	$ 120,306	$ 125,908	$ 43,861	$ 131,582	$ 131,582	33.33%
37610 - SVP Reimbursement	$ 26,677	$ 23,584	$ 17,620	$ 6,405	$ 2,406	$ 1,996	$ 8,000	$ 8,000	24.95%
37900 - Miscellaneous Reimbursement	$ -	$ -	$ -	$ -	$ -	$ -	$ -	$ -	0.00%
Charges for Services	**$ 6,834**	**$ 3,564**	**$ 2,384**	**$ 1,493**	**$ 542**	**$ 337**	**$ 2,500**	**$ 2,500**	**13.48%**
34790 - Public Defender Fees	$ 6,834	$ 3,564	$ 2,384	$ 1,493	$ 542	$ 337	$ 2,500	$ 2,500	13.48%
Transfers In	**$ 41,417**	**$ -**	**$ -**	**$ 5,185**	**$ -**	**$ -**	**$ -**	**$ -**	**0.00%**
39000 - Transfer From Other Funds	$ 41,417	$ -	$ -	$ -	$ -	$ -	$ -	$ -	0.00%
39279 - Transfer from DUI Court Fund 279	$ -	$ -	$ -	$ 5,185	$ -	$ -	$ -	$ -	0.00%
Grants	**$ -**	**$ -**	**$ -**	**$ -**	**$ -**	**$ -**	**$ 51,092**	**$ 51,092**	**0.00%**
33902 - Grants - State Government	$ -	$ -	$ -	$ -	$ -	$ -	$ 51,092	$ 51,092	0.00%
Expenses	***$ 4,048,817***	***$ 4,277,371***	***$ 4,463,657***	***$ 4,513,737***	***$ 4,817,795***	***$ 1,929,393***	***$ 5,100,236***	***$ 4,692,936***	***37.83%***
Commodities	**$ 70,341**	**$ 68,019**	**$ 74,115**	**$ 76,455**	**$ 78,049**	**$ 28,429**	**$ 89,130**	**$ -**	**31.90%**
60000 - Office Supplies	$ 8,128	$ 3,659	$ 5,250	$ 6,171	$ 8,170	$ 1,982	$ 8,000	$ -	24.78%
60020 - Computer Related Supplies	$ 130	$ -	$ -	$ -	$ -	$ -	$ -	$ -	0.00%
60050 - Books and Subscriptions	$ 62,083	$ 64,360	$ 68,865	$ 70,284	$ 69,879	$ 26,446	$ 81,130	$ -	32.60%
Contingency and Other	**$ -**	**$ -**	**$ -**	**$ -**	**$ -**	**$ -**	**$ -**	**$ 4,692,936**	**0.00%**
85000 - Allowance for Budget Expense	$ -	$ -	$ -	$ -	$ -	$ -	$ -	$ 4,692,936	0.00%
89000 - Addition to Fund Balance	$ -	$ -	$ -	$ -	$ -	$ -	$ -	$ -	0.00%
Contractual Services	**$ 60,619**	**$ 43,071**	**$ 75,251**	**$ 52,966**	**$ 72,851**	**$ 25,205**	**$ 102,850**	**$ -**	**24.51%**
50240 - Trials and Costs of Hearing	$ 30,494	$ 14,887	$ 43,335	$ 17,856	$ 37,107	$ 3,207	$ 45,000	$ -	7.13%
52130 - Repairs and Maint- Computers	$ 520	$ -	$ -	$ -	$ -	$ -	$ -	$ -	0.00%
52140 - Repairs and Maint- Copiers	$ 1,549	$ 2,137	$ 380	$ 453	$ 720	$ 238	$ 2,250	$ -	10.60%
53100 - Conferences and Meetings	$ -	$ -	$ 528	$ 458	$ -	$ -	$ -	$ -	0.00%
53110 - Employee Training	$ 1,477	$ 2,049	$ 6,143	$ 19,387	$ 11,425	$ 7,805	$ 20,000	$ -	39.03%
53120 - Employee Mileage Expense	$ 505	$ 1,759	$ 1,872	$ 1,506	$ 847	$ 394	$ 4,500	$ -	8.76%

Committee Revenue Expense Budget Report - by Account Detail

Through April 30, 2026 (41.7% YTD, 42.31% Payroll Expense through Pay Period Ending 04/25/2026)

***2021, 2022, 2023, 2024, 2025 DRAFT** and 2026 Actual Fiscal Year**

Department / Fund / Account Classification	2021 Actual Amount*	2022 Actual Amount*	2023 Actual Amount*	2024 Actual Amount*	2025 Actual Amount DRAFT**	2026 Actual Amount	2026 Amended Budget	2026 Adopted Budget	2026 YTD% Actual/Amended Budget
53140 - Attorney Association Dues	$ 18,306	$ 16,489	$ 17,683	$ 5,121	$ 17,420	$ 13,475	$ 23,100	$ -	58.33%
55000 - Miscellaneous Contractual Exp	$ 7,768	$ 5,751	$ 5,309	$ 8,186	$ 5,333	$ 85	$ 8,000	$ -	1.06%
Personnel Services- Employee Benefits	**$ 599,323**	**$ 658,473**	**$ 727,082**	**$ 726,552**	**$ -**	**$ -**	**$ -**	**$ -**	**0.00%**
45000 - Healthcare Contribution	$ 579,952	$ 640,401	$ 709,606	$ 707,088	$ -	$ -	$ -	$ -	0.00%
45010 - Dental Contribution	$ 19,371	$ 18,072	$ 17,476	$ 19,464	$ -	$ -	$ -	$ -	0.00%
45100 - FICA/SS Contribution	$ -	$ -	$ -	$ -	$ -	$ -	$ -	$ -	0.00%
45200 - IMRF Contribution	$ -	$ -	$ -	$ -	$ -	$ -	$ -	$ -	0.00%
53010 - Workers Compensation	$ -	$ -	$ -	$ -	$ -	$ -	$ -	$ -	0.00%
Personnel Services- Salaries & Wages	**$ 3,318,534**	**$ 3,507,808**	**$ 3,587,209**	**$ 4,384,316**	**$ 4,666,895**	**$ 1,875,759**	**$ 4,908,256**	**$ -**	**38.22%**
40000 - Salaries and Wages	$ 3,209,777	$ 3,484,151	$ 3,556,138	$ 4,321,866	$ 4,587,895	$ 1,844,159	$ 4,827,656	$ -	38.20%
40002 - Non-Union Wage Increase	$ -	$ -	$ -	$ -	$ -	$ -	$ -	$ -	0.00%
40003 - Cost of Living Increase	$ -	$ -	$ -	$ -	$ -	$ -	$ -	$ -	0.00%
40005 - New Position Budget Moved to Contingency	$ -	$ -	$ -	$ -	$ -	$ -	$ -	$ -	0.00%
40007 - Equity Study Adjustments	$ -	$ -	$ -	$ -	$ -	$ -	$ -	$ -	0.00%
40040 - Lump Sum Distribution	$ 85,500	$ -	$ -	$ -	$ -	$ -	$ -	$ -	0.00%
40310 - Bond Call	$ 23,257	$ 23,657	$ 31,071	$ 62,450	$ 79,000	$ 31,600	$ 80,600	$ -	39.21%
Services	**$ -**	**$ -**	**$ -**	**$ (726,552)**	**$ -**	**$ -**	**$ -**	**$ -**	**0.00%**
45005 - Healthcare Contribution Contra Account	$ -	$ -	$ -	$ (707,088)	$ -	$ -	$ -	$ -	0.00%
45015 - Dental Insurance Contra Account	$ -	$ -	$ -	$ (19,464)	$ -	$ -	$ -	$ -	0.00%
45105 - FICA/SS Contribution Contra Account	$ -	$ -	$ -	$ -	$ -	$ -	$ -	$ -	0.00%
45205 - IMRF Contribution Contra Account	$ -	$ -	$ -	$ -	$ -	$ -	$ -	$ -	0.00%
53015 - Worker's Comp Contra Account	$ -	$ -	$ -	$ -	$ -	$ -	$ -	$ -	0.00%
243 Public Defender Special Fund									
Revenue	***$ -***	***$ -***	***$ -***	***$ 212,858***	***$ 117,901***	***$ 1,545***	***$ 107,802***	***$ 107,802***	***1.43%***
Interest Revenue	**$ -**	**$ -**	**$ -**	**$ 4,563**	**$ 10,516**	**$ 1,545**	**$ 3,604**	**$ 3,604**	**42.86%**
38000 - Investment Income	$ -	$ -	$ -	$ 4,563	$ 10,516	$ 1,545	$ 3,604	$ 3,604	42.86%
Grants	**$ -**	**$ -**	**$ -**	**$ 208,295**	**$ 107,385**	**$ -**	**$ 104,198**	**$ 104,198**	**0.00%**
33701 - Pub Defender IL Supreme Court Allocation	$ -	$ -	$ -	$ 208,295	$ 107,385	$ -	$ -	$ -	0.00%
33902 - Grants - State Government	$ -	$ -	$ -	$ -	$ -	$ -	$ 104,198	$ 104,198	0.00%
Expenses	***$ -***	***$ -***	***$ -***	***$ 26,001***	***$ 67,281***	***$ 35,505***	***$ 107,802***	***$ 107,802***	***32.94%***
Commodities	**$ -**	**$ -**	**$ -**	**$ 24,878**	**$ 67,281**	**$ 35,505**	**$ -**	**$ -**	**0.00%**
60000 - Office Supplies	$ -	$ -	$ -	$ -	$ 799	$ -	$ -	$ -	0.00%
60010 - Operating Supplies	$ -	$ -	$ -	$ 966	$ 32,242	$ 35,505	$ -	$ -	0.00%
60055 - Office Equipment - Non Capital	$ -	$ -	$ -	$ 23,913	$ 34,240	$ -	$ -	$ -	0.00%
Contingency and Other	**$ -**	**$ -**	**$ -**	**$ -**	**$ -**	**$ -**	**$ 107,802**	**$ 107,802**	**0.00%**
89000 - Addition to Fund Balance	$ -	$ -	$ -	$ -	$ -	$ -	$ 107,802	$ 107,802	0.00%
Contractual Services	**$ -**	**$ -**	**$ -**	**$ 1,123**	**$ -**	**$ -**	**$ -**	**$ -**	**0.00%**
53100 - Conferences and Meetings	$ -	$ -	$ -	$ 1,123	$ -	$ -	$ -	$ -	0.00%

Committee Revenue Expense Budget Report - by Account Detail

Through April 30, 2026 (41.7% YTD, 42.31% Payroll Expense through Pay Period Ending 04/25/2026)

***2021, 2022, 2023, 2024, 2025 DRAFT** and 2026 Actual Fiscal Year**

Department / Fund / Account Classification	2021 Actual Amount*	2022 Actual Amount*	2023 Actual Amount*	2024 Actual Amount*	2025 Actual Amount DRAFT**	2026 Actual Amount	2026 Amended Budget	2026 Adopted Budget	2026 YTD% Actual/Amended Budget
244 Public Defender Rec Automation									
Revenue	***$ 9,126***	***$ 9,770***	***$ 11,556***	***$ 12,910***	***$ 12,686***	***$ 4,352***	***$ 1,707***	***$ 1,707***	***254.94%***
Interest Revenue	**$ (2)**	**$ (366)**	**$ 1,227**	**$ 2,350**	**$ 3,139**	**$ 484**	**$ 707**	**$ 707**	**68.44%**
38000 - Investment Income	$ (2)	$ (366)	$ 1,227	$ 2,350	$ 3,139	$ 484	$ 707	$ 707	68.44%
Charges for Services	**$ 9,129**	**$ 10,136**	**$ 10,329**	**$ 10,561**	**$ 9,546**	**$ 3,868**	**$ 1,000**	**$ 1,000**	**386.80%**
35300 - Records Automation Fees	$ 9,129	$ 10,136	$ 10,329	$ 10,561	$ 9,546	$ 3,868	$ 1,000	$ 1,000	386.80%
Expenses	***$ -***	***$ -***	***$ -***	***$ -***	***$ -***	***$ -***	***$ 1,707***	***$ 1,707***	***0.00%***
Contingency and Other	**$ -**	**$ -**	**$ -**	**$ -**	**$ -**	**$ -**	**$ 707**	**$ 707**	**0.00%**
89000 - Addition to Fund Balance	$ -	$ -	$ -	$ -	$ -	$ -	$ 707	$ 707	0.00%
Contractual Services	**$ -**	**$ -**	**$ -**	**$ -**	**$ -**	**$ -**	**$ 1,000**	**$ 1,000**	**0.00%**
50150 - Contractual/Consulting Services	$ -	$ -	$ -	$ -	$ -	$ -	$ 1,000	$ 1,000	0.00%
370 Law Library									
250 Law Library									
Revenue	***$ 303,674***	***$ 281,451***	***$ 318,823***	***$ 329,036***	***$ 332,035***	***$ 152,292***	***$ 371,827***	***$ 371,827***	***40.96%***
Interest Revenue	**$ (77)**	**$ (2,733)**	**$ 10,173**	**$ 13,686**	**$ 12,404**	**$ 1,893**	**$ 5,650**	**$ 5,650**	**33.50%**
38000 - Investment Income	$ (77)	$ (2,733)	$ 10,173	$ 13,686	$ 12,404	$ 1,893	$ 5,650	$ 5,650	33.50%
Other	**$ 15,737**	**$ 10,675**	**$ 30,000**	**$ 20,408**	**$ 1,519**	**$ -**	**$ 32,306**	**$ 32,306**	**0.00%**
35080 - Law Library Donations	$ 690	$ 675	$ -	$ 58	$ 19	$ -	$ 500	$ 500	0.00%
38900 - Miscellaneous Other	$ 15,046	$ 10,000	$ 30,000	$ 20,350	$ 1,500	$ -	$ 30,000	$ 30,000	0.00%
39900 - Fund Balance Utilization	$ -	$ -	$ -	$ -	$ -	$ -	$ 1,806	$ 1,806	0.00%
Reimbursements	**$ 120**	**$ 755**	**$ -**	**$ 158**	**$ 338**	**$ 64**	**$ -**	**$ -**	**0.00%**
37900 - Miscellaneous Reimbursement	$ 120	$ 755	$ -	$ 158	$ 338	$ 64	$ -	$ -	0.00%
Charges for Services	**$ 258,394**	**$ 272,753**	**$ 278,649**	**$ 294,783**	**$ 317,773**	**$ 150,334**	**$ 333,871**	**$ 333,871**	**45.03%**
34275 - Conference Room Fees	$ -	$ 30	$ -	$ 30	$ -	$ -	$ 10	$ 10	0.00%
34280 - Photocopy Fees	$ 241	$ 220	$ -	$ 6	$ 21	$ 423	$ 180	$ 180	235.00%
34290 - Invoicing Fees	$ -	$ -	$ -	$ -	$ -	$ -	$ 10	$ 10	0.00%
34300 - Document Delivery Fees	$ 20	$ 5	$ -	$ -	$ -	$ -	$ 10	$ 10	0.00%
34310 - Faxing Fees	$ 15	$ 1	$ -	$ -	$ -	$ -	$ -	$ -	0.00%
34320 - Boy Scout Law Merit Badge Fees	$ -	$ -	$ -	$ -	$ -	$ -	$ 450	$ 450	0.00%
34330 - Law Library Fees	$ 257,371	$ 271,990	$ 277,093	$ 292,398	$ 316,977	$ 149,561	$ 332,556	$ 332,556	44.97%
34340 - Computer Printout Fees	$ -	$ 466	$ 1,556	$ 730	$ 617	$ 351	$ 645	$ 645	54.36%
35900 - Miscellaneous Fees	$ 747	$ 41	$ -	$ 1,619	$ 159	$ -	$ 10	$ 10	0.00%
Transfers In	**$ 29,500**	**$ -**	**$ -**	**$ -**	**$ -**	**$ -**	**$ -**	**$ -**	**0.00%**
39000 - Transfer From Other Funds	$ 29,500	$ -	$ -	$ -	$ -	$ -	$ -	$ -	0.00%
Fines	**$ -**	**$ 1**	**$ -**	**$ -**	**$ -**	**$ -**	**$ -**	**$ -**	**0.00%**
36110 - Overdue Item Fines	$ -	$ 1	$ -	$ -	$ -	$ -	$ -	$ -	0.00%
Expenses	***$ 309,937***	***$ 331,129***	***$ 225,900***	***$ 457,006***	***$ 273,525***	***$ 108,405***	***$ 371,827***	***$ 371,827***	***29.15%***
Capital	**$ -**	**$ -**	**$ 141**	**$ -**	**$ -**	**$ -**	**$ 2,000**	**$ 2,000**	**0.00%**
70000 - Computers	$ -	$ -	$ -	$ -	$ -	$ -	$ -	$ -	0.00%
70050 - Printers	$ -	$ -	$ -	$ -	$ -	$ -	$ 2,000	$ 2,000	0.00%
70080 - Office Furniture	$ -	$ -	$ -	$ -	$ -	$ -	$ -	$ -	0.00%
70100 - Copiers	$ -	$ -	$ 141	$ -	$ -	$ -	$ -	$ -	0.00%
Commodities	**$ 110,805**	**$ 147,454**	**$ 75,407**	**$ 300,112**	**$ 113,609**	**$ 42,236**	**$ 195,262**	**$ 195,262**	**21.63%**
60000 - Office Supplies	$ 2,554	$ 5,189	$ 4,684	$ 2,373	$ 1,259	$ 398	$ 800	$ 800	49.77%

Committee Revenue Expense Budget Report - by Account Detail

Through April 30, 2026 (41.7% YTD, 42.31% Payroll Expense through Pay Period Ending 04/25/2026)

***2021, 2022, 2023, 2024, 2025 DRAFT** and 2026 Actual Fiscal Year**

Department / Fund / Account Classification	2021 Actual Amount*	2022 Actual Amount*	2023 Actual Amount*	2024 Actual Amount*	2025 Actual Amount DRAFT**	2026 Actual Amount	2026 Amended Budget	2026 Adopted Budget	2026 YTD% Actual/Amended Budget
60010 - Operating Supplies	$ 31	$ 1,135	$ 424	$ 2,466	$ 1,331	$ -	$ 16,400	$ 16,400	0.00%
60020 - Computer Related Supplies	$ 10,294	$ 6,310	$ 6,930	$ 10,271	$ 8,721	$ 5,680	$ 7,430	$ 7,430	76.45%
60040 - Postage	$ -	$ 32	$ -	$ 42	$ 818	$ 71	$ 300	$ 300	23.59%
60050 - Books and Subscriptions	$ 96,144	$ 132,948	$ 57,085	$ 281,937	$ 99,924	$ 35,780	$ 168,077	$ 168,077	21.29%
60230 - Food	$ -	$ 386	$ 1,147	$ 1,865	$ 401	$ 307	$ 956	$ 956	32.06%
60265 - Public Health Commodities - Coronavirus	$ -	$ -	$ -	$ -	$ -	$ -	$ -	$ -	0.00%
60460 - Subscription Databases	$ -	$ -	$ 4,005	$ -	$ -	$ -	$ -	$ -	0.00%
64000 - Telephone	$ 1,214	$ 1,453	$ 849	$ 594	$ 625	$ -	$ 699	$ 699	0.00%
64010 - Cellular Phone	$ 568	$ -	$ 282	$ 566	$ 531	$ -	$ 600	$ 600	0.00%
Contingency and Other	**$ -**	**$ -**	**$ -**	**$ -**	**$ -**	**$ -**	**$ -**	**$ -**	**0.00%**
89000 - Addition to Fund Balance	$ -	$ -	$ -	$ -	$ -	$ -	$ -	$ -	0.00%
Contractual Services	**$ 24,220**	**$ 27,579**	**$ 24,823**	**$ 31,569**	**$ 27,327**	**$ 10,321**	**$ 38,211**	**$ 38,211**	**27.01%**
50590 - Professional Services	$ -	$ 1,338	$ 10,386	$ 10,456	$ 9,362	$ 2,639	$ 12,000	$ 12,000	21.99%
52140 - Repairs and Maint- Copiers	$ 4,736	$ 3,613	$ 1,569	$ 2,916	$ 3,106	$ 256	$ 3,000	$ 3,000	8.52%
53000 - Liability Insurance	$ 2,501	$ 3,130	$ 4,239	$ 2,808	$ 3,560	$ -	$ 3,737	$ 3,737	0.00%
53020 - Unemployment Claims	$ 79	$ 95	$ 59	$ 46	$ 48	$ -	$ 61	$ 61	0.00%
53100 - Conferences and Meetings	$ 348	$ 414	$ 2,349	$ -	$ 205	$ 445	$ 5,000	$ 5,000	8.90%
53110 - Employee Training	$ -	$ -	$ -	$ -	$ -	$ 25	$ -	$ -	0.00%
53120 - Employee Mileage Expense	$ 577	$ 925	$ 736	$ 1,070	$ 983	$ 57	$ 1,200	$ 1,200	4.76%
53130 - General Association Dues	$ 896	$ 905	$ 929	$ 649	$ 575	$ 425	$ 1,165	$ 1,165	36.48%
55000 - Miscellaneous Contractual Exp	$ 15,083	$ 17,159	$ 4,557	$ 13,623	$ 9,489	$ 6,474	$ 12,048	$ 12,048	53.74%
Personnel Services- Employee Benefits	**$ 41,381**	**$ 34,608**	**$ 26,163**	**$ 25,029**	**$ 27,052**	**$ 10,873**	**$ 29,206**	**$ 29,206**	**37.23%**
45000 - Healthcare Contribution	$ 15,867	$ 14,436	$ 11,165	$ 11,448	$ 12,329	$ 5,153	$ 12,367	$ 12,367	41.66%
45010 - Dental Contribution	$ 512	$ 405	$ 256	$ 275	$ 276	$ 115	$ 276	$ 276	41.59%
45100 - FICA/SS Contribution	$ 9,818	$ 8,463	$ 6,862	$ 7,107	$ 7,470	$ 3,033	$ 7,959	$ 7,959	38.11%
45200 - IMRF Contribution	$ 11,261	$ 7,526	$ 4,657	$ 4,267	$ 5,316	$ 2,572	$ 6,803	$ 6,803	37.81%
53010 - Workers Compensation	$ 3,923	$ 3,778	$ 3,223	$ 1,932	$ 1,661	$ -	$ 1,801	$ 1,801	0.00%
Personnel Services- Salaries & Wages	**$ 133,531**	**$ 115,903**	**$ 93,539**	**$ 97,326**	**$ 102,634**	**$ 41,846**	**$ 104,019**	**$ 104,019**	**40.23%**
40000 - Salaries and Wages	$ 133,531	$ 115,903	$ 93,539	$ 97,326	$ 102,634	$ 41,846	$ 104,019	$ 104,019	40.23%
40002 - Non-Union Wage Increase	$ -	$ -	$ -	$ -	$ -	$ -	$ -	$ -	0.00%
40003 - Cost of Living Increase	$ -	$ -	$ -	$ -	$ -	$ -	$ -	$ -	0.00%
Transfers Out	**$ -**	**$ 5,585**	**$ 5,826**	**$ 2,971**	**$ 2,903**	**$ 3,129**	**$ 3,129**	**$ 3,129**	**100.00%**
99000 - Transfer To Other Funds	$ -	$ -	$ -	$ -	$ -	$ -	$ -	$ -	0.00%
99001 - Transfer to General Fund 001	$ -	$ 5,585	$ 5,826	$ 2,971	$ 2,903	$ 3,129	$ 3,129	$ 3,129	100.00%
380 Sheriff									
001 General Fund									
Revenue	***$ 2,445,111***	***$ 4,172,518***	***$ 3,269,721***	***$ 2,893,067***	***$ 2,931,802***	***$ 1,169,020***	***$ 2,868,639***	***$ 2,868,639***	***40.75%***
Other	**$ 27,470**	**$ 43,651**	**$ 40,793**	**$ 65,793**	**$ 30,688**	**$ -**	**$ 40,000**	**$ 40,000**	**0.00%**
38530 - Auction Sales	$ 27,470	$ 43,651	$ 40,793	$ 65,793	$ 30,688	$ -	$ 40,000	$ 40,000	0.00%
Reimbursements	**$ 372,402**	**$ 1,553,772**	**$ 538,375**	**$ 678,730**	**$ 838,129**	**$ 415,724**	**$ 638,238**	**$ 638,238**	**65.14%**
37060 - Prisoner Transfer Reimbursement	$ 5,745	$ 4,698	$ 5,361	$ 3,596	$ 4,233	$ 1,023	$ 3,000	$ 3,000	34.09%
37082 - Sheriff PCard Reimbursement	$ -	$ -	$ -	$ 100,196	$ 123,911	$ 40,191	$ -	$ -	0.00%
37085 - Sheriff Salary Reimbursement	$ -	$ 34,649	$ 106,656	$ 107,850	$ 112,479	$ 38,987	$ 110,238	$ 110,238	35.37%
37130 - Emergency Mgmt Reimbursement	$ 104,814	$ 108,675	$ 98,832	$ 8,800	$ -	$ -	$ -	$ -	0.00%
37240 - Sheriff Training Reimbursement	$ 33,641	$ 76,801	$ 49,455	$ 38,596	$ 83,216	$ -	$ 15,000	$ 15,000	0.00%
37500 - Board and Care Reimbursements	$ -	$ 1,211,315	$ 153,900	$ 24,225	$ 6,600	$ 2,262	$ 400,000	$ 400,000	0.57%

Committee Revenue Expense Budget Report - by Account Detail

Through April 30, 2026 (41.7% YTD, 42.31% Payroll Expense through Pay Period Ending 04/25/2026)

***2021, 2022, 2023, 2024, 2025 DRAFT** and 2026 Actual Fiscal Year**

Department / Fund / Account Classification	2021 Actual Amount*	2022 Actual Amount*	2023 Actual Amount*	2024 Actual Amount*	2025 Actual Amount DRAFT**	2026 Actual Amount	2026 Amended Budget	2026 Adopted Budget	2026 YTD% Actual/Amended Budget
37625 - Overtime Reimbursement	$ 21,457	$ 40,414	$ 11,978	$ 14,313	$ 75,947	$ 23,036	$ 30,000	$ 30,000	76.79%
37900 - Miscellaneous Reimbursement	$ 206,746	$ 77,220	$ 112,194	$ 381,154	$ 431,743	$ 310,225	$ 80,000	$ 80,000	387.78%
Charges for Services	**$ 1,473,978**	**$ 1,982,847**	**$ 2,006,090**	**$ 1,508,830**	**$ 1,119,752**	**$ 605,274**	**$ 1,277,000**	**$ 1,277,000**	**47.40%**
34350 - Detail Fees	$ 120,845	$ 484,961	$ 577,631	$ 168,154	$ 160,969	$ 67,994	$ 185,000	$ 185,000	36.75%
34360 - Net Civil Processing Fees	$ 125,213	$ 262,761	$ 202,036	$ 217,630	$ 5,360	$ 90,722	$ 240,000	$ 240,000	37.80%
34370 - Chancery Foreclosure Fees	$ 89,400	$ 120,600	$ 195,000	$ 118,400	$ 109,200	$ 50,800	$ 110,000	$ 110,000	46.18%
34380 - Body Writ Fees	$ 5,570	$ 20,321	$ 11,613	$ 11,456	$ 9,925	$ 3,918	$ 10,000	$ 10,000	39.18%
34390 - Accident Copy Fees	$ 4,717	$ 4,850	$ 5,917	$ 6,067	$ 6,979	$ 4,454	$ 4,000	$ 4,000	111.34%
34400 - Weekend Prisoner Fees	$ 10,253	$ 5,415	$ 4,340	$ 6,023	$ 1,751	$ 4,592	$ 6,000	$ 6,000	76.53%
34430 - Inmate Telephone Fees- AJF	$ 284,481	$ 324,856	$ 243,401	$ 244,661	$ 69,703	$ 54,290	$ 50,000	$ 50,000	108.58%
34440 - Fingerprinting Fees	$ 860	$ 2,185	$ 2,780	$ 1,845	$ 1,740	$ 680	$ 2,000	$ 2,000	34.00%
34450 - Bond Fees	$ 48,200	$ 81,600	$ 86,905	$ 19,110	$ 12,300	$ 4,018	$ 5,000	$ 5,000	80.35%
34470 - Court Security Fees	$ 698,028	$ 614,998	$ 606,206	$ 625,386	$ 640,190	$ 284,860	$ 600,000	$ 600,000	47.48%
34490 - Electronic Monitoring Fees	$ 79,146	$ 58,191	$ 69,712	$ 89,027	$ 101,591	$ 38,918	$ 60,000	$ 60,000	64.86%
35900 - Miscellaneous Fees	$ 7,265	$ 2,111	$ 550	$ 1,070	$ 45	$ 30	$ 5,000	$ 5,000	0.60%
Transfers In	**$ 396,841**	**$ -**	**$ 2,085**	**$ 28,740**	**$ -**	**$ -**	**$ -**	**$ -**	**0.00%**
39000 - Transfer From Other Funds	$ 396,841	$ -	$ -	$ -	$ -	$ -	$ -	$ -	0.00%
39305 - Transfer from Transportation Sales Tax Fund 305	$ -	$ -	$ 2,085	$ -	$ -	$ -	$ -	$ -	0.00%
39350 - Transfer from County Health Fund 350	$ -	$ -	$ -	$ 28,740	$ -	$ -	$ -	$ -	0.00%
Grants	**$ 40,095**	**$ 515,578**	**$ 529,983**	**$ 375,886**	**$ 786,959**	**$ 94,062**	**$ 733,401**	**$ 733,401**	**12.83%**
32077 - Sheriff DCFS Grant	$ -	$ -	$ -	$ -	$ 148,072	$ 49,606	$ 236,401	$ 236,401	20.98%
32078 - Sheriff RSAT Grant	$ -	$ -	$ -	$ 140,000	$ 190,000	$ -	$ 190,000	$ 190,000	0.00%
32220 - State Alien Assistance Grant	$ -	$ 382,523	$ 426,046	$ -	$ 135,218	$ -	$ 100,000	$ 100,000	0.00%
32650 - Justice Assistance Grant	$ 17,835	$ -	$ 16,401	$ 35,069	$ -	$ -	$ 20,000	$ 20,000	0.00%
32719 - CLEPD Grant	$ -	$ 116,396	$ 78,214	$ 182,220	$ 150,726	$ 38,245	$ 175,000	$ 175,000	21.85%
32880 - NACCHO PHAB Grant	$ -	$ -	$ -	$ -	$ -	$ -	$ -	$ -	0.00%
33900 - Grants - Other	$ 22,260	$ 16,658	$ 9,322	$ 18,597	$ 162,943	$ 6,211	$ 12,000	$ 12,000	51.76%
Fines	**$ 134,325**	**$ 76,670**	**$ 152,394**	**$ 235,088**	**$ 156,275**	**$ 53,960**	**$ 180,000**	**$ 180,000**	**29.98%**
36060 - Traffic Violation Fines	$ 131,621	$ 75,767	$ 69,342	$ 65,497	$ 35,752	$ 18,809	$ 100,000	$ 100,000	18.81%
36080 - Eviction Fines	$ 2,704	$ 903	$ 83,052	$ 169,591	$ 120,523	$ 35,152	$ 80,000	$ 80,000	43.94%
Expenses	***$ 24,789,783***	***$ 25,285,501***	***$ 41,510,959***	***$ 38,289,894***	***$ 42,770,708***	***$ 16,201,998***	***$ 37,153,553***	***$ 37,229,079***	***43.61%***
Capital	**$ -**	**$ -**	**$ -**	**$ -**	**$ -**	**$ -**	**$ -**	**$ -**	**0.00%**
70000 - Computers	$ -	$ -	$ -	$ -	$ -	$ -	$ -	$ -	0.00%
70040 - Mobile Data Units	$ -	$ -	$ -	$ -	$ -	$ -	$ -	$ -	0.00%
70050 - Printers	$ -	$ -	$ -	$ -	$ -	$ -	$ -	$ -	0.00%
70070 - Automotive Equipment	$ -	$ -	$ -	$ -	$ -	$ -	$ -	$ -	0.00%
70120 - Special Purpose Equipment	$ -	$ -	$ -	$ -	$ -	$ -	$ -	$ -	0.00%
72010 - Building Improvements	$ -	$ -	$ -	$ -	$ -	$ -	$ -	$ -	0.00%
Commodities	**$ 1,836,068**	**$ 1,832,253**	**$ 2,242,032**	**$ 2,393,384**	**$ 3,497,682**	**$ 915,068**	**$ (269,600)**	**$ -**	**(339.42%)**
60000 - Office Supplies	$ 15,269	$ 8,292	$ 13,742	$ 20,577	$ 38,474	$ 5,580	$ 14,200	$ -	39.30%
60010 - Operating Supplies	$ 321,392	$ 233,497	$ 329,805	$ 443,572	$ 813,532	$ 279,361	$ 160,000	$ -	174.60%
60020 - Computer Related Supplies	$ 140	$ 17,806	$ -	$ -	$ 244	$ -	$ -	$ -	0.00%
60080 - Employee Recognition Supplies	$ 306	$ -	$ -	$ -	$ -	$ -	$ -	$ -	0.00%
60180 - S.W.A.T. Supplies	$ 122,812	$ 44,844	$ 121,042	$ 48,966	$ 50,308	$ 9,862	$ 25,000	$ -	39.45%
60190 - Bomb Squad Supplies	$ 28,907	$ 52,873	$ 49,839	$ 45,542	$ 39,503	$ 44	$ 25,000	$ -	0.17%
60210 - Uniform Supplies	$ 78,851	$ 82,312	$ 88,746	$ 94,643	$ 112,366	$ 46,481	$ 35,000	$ -	132.80%
60220 - Weapons and Ammunition	$ 119,650	$ 68,156	$ 93,870	$ 125,007	$ 69,221	$ 48,114	$ 50,000	$ -	96.23%
60230 - Food	$ 738,624	$ 677,382	$ 1,015,152	$ 1,111,933	$ 1,832,102	$ 342,131	$ 1,000,000	$ -	34.21%

Committee Revenue Expense Budget Report - by Account Detail

Through April 30, 2026 (41.7% YTD, 42.31% Payroll Expense through Pay Period Ending 04/25/2026)

***2021, 2022, 2023, 2024, 2025 DRAFT** and 2026 Actual Fiscal Year**

Department / Fund / Account Classification	2021 Actual Amount*	2022 Actual Amount*	2023 Actual Amount*	2024 Actual Amount*	2025 Actual Amount DRAFT**	2026 Actual Amount	2026 Amended Budget	2026 Adopted Budget	2026 YTD% Actual/Amended Budget
60240 - Clothing Supplies	$ 27,229	$ 25,083	$ 24,951	$ 14,576	$ 2,325	$ 13,607	$ 20,000	$ -	68.03%
60250 - Medical Supplies and Drugs	$ -	$ 445	$ -	$ -	$ 1,118	$ -	$ 1,200	$ -	0.00%
60265 - Public Health Commodities - Coronavirus	$ 5,610	$ 54,572	$ 3,049	$ -	$ -	$ -	$ -	$ -	0.00%
60590 - Communication Equip - Non-Capital	$ -	$ -	$ -	$ -	$ -	$ -	$ -	$ -	0.00%
63040 - Fuel- Vehicles	$ 372,126	$ 560,649	$ 496,799	$ 482,287	$ 531,698	$ 169,888	$ 400,000	$ -	42.47%
64000 - Telephone	$ 5,151	$ 6,341	$ 5,036	$ 6,280	$ 6,791	$ -	$ -	$ -	0.00%
65500 - Unallocated Reduction to Budget Request - Commodities	$ -	$ -	$ -	$ -	$ -	$ -	$ (2,000,000)	$ -	0.00%
Contingency and Other	**$ -**	**$ -**	**$ -**	**$ -**	**$ -**	**$ -**	**$ -**	**$ 37,229,079**	**0.00%**
85000 - Allowance for Budget Expense	$ -	$ -	$ -	$ -	$ -	$ -	$ -	$ 37,229,079	0.00%
Contractual Services	**$ 3,088,663**	**$ 3,765,678**	**$ 6,186,134**	**$ 4,945,007**	**$ 6,455,886**	**$ 2,048,196**	**$ 2,537,841**	**$ -**	**80.71%**
50080 - Adult Prisoner Board and Care	$ 8,540	$ 11,550	$ -	$ -	$ -	$ -	$ -	$ -	0.00%
50150 - Contractual/Consulting Services	$ 80,768	$ 201,127	$ 170,231	$ 375,001	$ 605,299	$ 221,174	$ 200,641	$ -	110.23%
50210 - Medical/Dental/Hospital Services	$ 2,456,459	$ 2,967,699	$ 5,232,236	$ 3,787,215	$ 4,785,179	$ 1,513,388	$ 4,000,000	$ -	37.83%
50235 - Public Health Services - Coronavirus	$ -	$ 77,534	$ -	$ -	$ -	$ -	$ -	$ -	0.00%
50290 - Investigations	$ 46,401	$ 12,915	$ 9,276	$ -	$ -	$ -	$ -	$ -	0.00%
50300 - Extradition Costs	$ 98	$ 25,522	$ 64,376	$ 47,132	$ 97,808	$ 73,338	$ 40,000	$ -	183.35%
50340 - Software Licensing Cost	$ 5,185	$ -	$ 1,299	$ -	$ -	$ -	$ -	$ -	0.00%
52000 - Disposal and Water Softener Srvs	$ 25,352	$ 24,544	$ 23,511	$ 16,895	$ 7,047	$ 2,689	$ 15,000	$ -	17.93%
52140 - Repairs and Maint- Copiers	$ 13,102	$ 9,492	$ 16,917	$ 7,637	$ 8,818	$ 3,650	$ 11,000	$ -	33.18%
52150 - Repairs and Maint- Comm Equip	$ 9,773	$ 17,140	$ 98,000	$ 18,999	$ 85,187	$ -	$ 4,200	$ -	0.00%
52160 - Repairs and Maint- Equipment	$ 33,099	$ 18,778	$ 66,441	$ 16,604	$ 78,461	$ 2,346	$ 12,000	$ -	19.55%
52190 - Equipment Rental	$ 2,318	$ -	$ -	$ -	$ -	$ -	$ -	$ -	0.00%
52230 - Repairs and Maint- Vehicles	$ 166,177	$ 150,126	$ 201,919	$ 253,142	$ 265,476	$ 87,239	$ 100,000	$ -	87.24%
53100 - Conferences and Meetings	$ 6,376	$ 237	$ 244	$ -	$ -	$ -	$ -	$ -	0.00%
53110 - Employee Training	$ 200,080	$ 217,322	$ 288,696	$ 305,716	$ 374,141	$ 103,006	$ 145,000	$ -	71.04%
53120 - Employee Mileage Expense	$ -	$ -	$ -	$ -	$ -	$ -	$ -	$ -	0.00%
53130 - General Association Dues	$ 2,712	$ -	$ 150	$ -	$ -	$ -	$ -	$ -	0.00%
53150 - Pre-Employ Drug Testing and Labs	$ 7,087	$ 15,512	$ 5,161	$ 4,344	$ 9,000	$ -	$ 5,000	$ -	0.00%
53160 - Pre-Employment Physicals	$ 8,006	$ 8,729	$ 7,271	$ 7,696	$ 20,318	$ 1,175	$ 5,000	$ -	23.50%
55000 - Miscellaneous Contractual Exp	$ 17,129	$ 7,452	$ 405	$ -	$ -	$ -	$ -	$ -	0.00%
55032 - Sheriff Reimbursable Expense	$ -	$ -	$ -	$ 104,627	$ 119,149	$ 40,191	$ -	$ -	0.00%
55500 - Unallocated Reduction to Budget Request - Contractual	$ -	$ -	$ -	$ -	$ -	$ -	$ (2,000,000)	$ -	0.00%
Personnel Services- Employee Benefits	**$ 2,871,210**	**$ 2,669,001**	**$ 4,705,950**	**$ 4,844,443**	**$ 330,550**	**$ -**	**$ -**	**$ -**	**0.00%**
45000 - Healthcare Contribution	$ 3,428,085	$ 3,797,777	$ 4,268,658	$ 4,400,520	$ -	$ -	$ -	$ -	0.00%
45009 - Healthcare Subsidy	$ (946,855)	$ (1,514,662)	$ -	$ -	$ -	$ -	$ -	$ -	0.00%
45010 - Dental Contribution	$ 111,408	$ 112,368	$ 115,817	$ 122,198	$ -	$ -	$ -	$ -	0.00%
45019 - Dental Subsidy	$ (30,158)	$ (45,332)	$ -	$ -	$ -	$ -	$ -	$ -	0.00%
45100 - FICA/SS Contribution	$ -	$ -	$ -	$ -	$ -	$ -	$ -	$ -	0.00%
45200 - IMRF Contribution	$ -	$ -	$ -	$ -	$ -	$ -	$ -	$ -	0.00%
45210 - SLEP Contribution	$ -	$ -	$ -	$ -	$ -	$ -	$ -	$ -	0.00%
45400 - Uniform Allowance	$ 308,729	$ 318,850	$ 321,475	$ 321,725	$ 330,550	$ -	$ -	$ -	0.00%
53010 - Workers Compensation	$ -	$ -	$ -	$ -	$ -	$ -	$ -	$ -	0.00%
Personnel Services- Salaries & Wages	**$ 16,583,038**	**$ 16,302,651**	**$ 28,371,018**	**$ 29,982,607**	**$ 32,486,590**	**$ 13,238,734**	**$ 34,885,312**	**$ -**	**37.95%**
40000 - Salaries and Wages	$ 21,989,608	$ 24,449,848	$ 26,102,703	$ 27,513,521	$ 29,553,805	$ 12,220,334	$ 32,010,516	$ -	38.18%
40002 - Non-Union Wage Increase	$ -	$ -	$ -	$ -	$ -	$ -	$ -	$ -	0.00%
40003 - Cost of Living Increase	$ -	$ -	$ -	$ -	$ -	$ -	$ -	$ -	0.00%
40006 - Union Wage Increase	$ -	$ -	$ -	$ -	$ -	$ -	$ -	$ -	0.00%
40009 - Salaries and Wages Subsidy	$ (6,664,336)	$ (10,050,114)	$ -	$ -	$ -	$ -	$ -	$ -	0.00%
40200 - Overtime Salaries	$ 1,534,530	$ 1,320,520	$ 1,843,321	$ 2,091,139	$ 2,441,670	$ 824,638	$ 2,348,028	$ -	35.12%

Committee Revenue Expense Budget Report - by Account Detail

Through April 30, 2026 (41.7% YTD, 42.31% Payroll Expense through Pay Period Ending 04/25/2026)

***2021, 2022, 2023, 2024, 2025 DRAFT** and 2026 Actual Fiscal Year**

Department / Fund / Account Classification	2021 Actual Amount*	2022 Actual Amount*	2023 Actual Amount*	2024 Actual Amount*	2025 Actual Amount DRAFT**	2026 Actual Amount	2026 Amended Budget	2026 Adopted Budget	2026 YTD% Actual/Amended Budget
40209 - Overtime Subsidy	$ (578,710)	$ -	$ -	$ -	$ -	$ -	$ -	$ -	0.00%
40310 - Bond Call	$ 9,288	$ 7,716	$ 6,425	$ -	$ -	$ -	$ -	$ -	0.00%
40320 - Merit Employee Longevity	$ 292,658	$ 574,680	$ 418,570	$ 377,947	$ 491,115	$ 193,762	$ 526,768	$ -	36.78%
40400 - Reduction in Budget Request - Salaries	$ -	$ -	$ -	$ -	$ -	$ -	$ -	$ -	0.00%
Services	**$ -**	**$ -**	**$ -**	**$ (4,522,718)**	**$ -**	**$ -**	**$ -**	**$ -**	**0.00%**
45005 - Healthcare Contribution Contra Account	$ -	$ -	$ -	$ (4,400,520)	$ -	$ -	$ -	$ -	0.00%
45015 - Dental Insurance Contra Account	$ -	$ -	$ -	$ (122,198)	$ -	$ -	$ -	$ -	0.00%
45105 - FICA/SS Contribution Contra Account	$ -	$ -	$ -	$ -	$ -	$ -	$ -	$ -	0.00%
45205 - IMRF Contribution Contra Account	$ -	$ -	$ -	$ -	$ -	$ -	$ -	$ -	0.00%
45215 - SLEP Contribution Contra Account	$ -	$ -	$ -	$ -	$ -	$ -	$ -	$ -	0.00%
53015 - Worker's Comp Contra Account	$ -	$ -	$ -	$ -	$ -	$ -	$ -	$ -	0.00%
Transfers Out	**$ 410,804**	**$ 715,920**	**$ 5,826**	**$ 647,171**	**$ -**	**$ -**	**$ -**	**$ -**	**0.00%**
99000 - Transfer To Other Funds	$ 250,000	$ -	$ -	$ -	$ -	$ -	$ -	$ -	0.00%
99001 - Transfer to General Fund 001	$ -	$ -	$ 5,826	$ -	$ -	$ -	$ -	$ -	0.00%
99128 - Transfer to Sheriff's Vehicle & Equipment Fund 128	$ -	$ 715,920	$ -	$ -	$ -	$ -	$ -	$ -	0.00%
99200 - Transfer to Court Automation Fund 200	$ -	$ -	$ -	$ -	$ -	$ -	$ -	$ -	0.00%
99500 - Transfer to Capital Projects Fund 500	$ 160,804	$ -	$ -	$ 300,000	$ -	$ -	$ -	$ -	0.00%
99702 - Transfer To Sheriff's Detail Escrow Fund 702	$ -	$ -	$ -	$ 347,171	$ -	$ -	$ -	$ -	0.00%
020 The Stipend Fund									
Revenue	***$ -***	***$ -***	***$ -***	***$ 6,500***	***$ 6,500***	***$ 6,500***	***$ 6,500***	***$ 6,500***	***100.00%***
Reimbursements	**$ -**	**$ -**	**$ -**	**$ 6,500**	**$ 6,500**	**$ 6,500**	**$ 6,500**	**$ 6,500**	**100.00%**
37115 - State Stipend Certain EO and DH	$ -	$ -	$ -	$ 6,500	$ 6,500	$ 6,500	$ 6,500	$ 6,500	100.00%
Expenses	***$ -***	***$ -***	***$ -***	***$ 6,500***	***$ 6,500***	***$ 6,997***	***$ 6,500***	***$ 6,500***	***107.65%***
Personnel Services- Employee Benefits	**$ -**	**$ -**	**$ -**	**$ -**	**$ -**	**$ 497**	**$ 1,835**	**$ 1,835**	**27.10%**
45100 - FICA/SS Contribution	$ -	$ -	$ -	$ -	$ -	$ 497	$ 498	$ 498	99.85%
45210 - SLEP Contribution	$ -	$ -	$ -	$ -	$ -	$ -	$ 1,224	$ 1,224	0.00%
53010 - Workers Compensation	$ -	$ -	$ -	$ -	$ -	$ -	$ 113	$ 113	0.00%
Personnel Services- Salaries & Wages	**$ -**	**$ -**	**$ -**	**$ 6,500**	**$ 6,500**	**$ 6,500**	**$ 6,500**	**$ 6,500**	**100.00%**
40000 - Salaries and Wages	$ -	$ -	$ -	$ 6,500	$ 6,500	$ 6,500	$ 6,500	$ 6,500	100.00%
Services	**$ -**	**$ -**	**$ -**	**$ -**	**$ -**	**$ -**	**$ (1,835)**	**$ (1,835)**	**0.00%**
45105 - FICA/SS Contribution Contra Account	$ -	$ -	$ -	$ -	$ -	$ -	$ (498)	$ (498)	0.00%
45215 - SLEP Contribution Contra Account	$ -	$ -	$ -	$ -	$ -	$ -	$ (1,224)	$ (1,224)	0.00%
53015 - Worker's Comp Contra Account	$ -	$ -	$ -	$ -	$ -	$ -	$ (113)	$ (113)	0.00%
128 Sheriff's Vehicle & Equipment									
Revenue	***$ -***	***$ 1,791,409***	***$ 508,416***	***$ 470,402***	***$ 1,294,168***	***$ 1,249,625***	***$ 1,795,066***	***$ 1,795,066***	***69.61%***
Interest Revenue	**$ -**	**$ (30,017)**	**$ 74,416**	**$ 36,402**	**$ 60,168**	**$ 15,625**	**$ 41,663**	**$ 41,663**	**37.50%**
38000 - Investment Income	$ -	$ (30,017)	$ 74,416	$ 36,402	$ 60,168	$ 15,625	$ 41,663	$ 41,663	37.50%
Other	**$ -**	**$ -**	**$ -**	**$ -**	**$ -**	**$ -**	**$ 519,403**	**$ 519,403**	**0.00%**
39900 - Fund Balance Utilization	$ -	$ -	$ -	$ -	$ -	$ -	$ 519,403	$ 519,403	0.00%
Transfers In	**$ -**	**$ 1,821,426**	**$ 434,000**	**$ 434,000**	**$ 1,234,000**	**$ 1,234,000**	**$ 1,234,000**	**$ 1,234,000**	**100.00%**
39001 - Transfer from General Fund 001	$ -	$ 1,215,920	$ -	$ -	$ -	$ -	$ -	$ -	0.00%
39125 - Transfer from Public Safety Sales Tax Fund 125	$ -	$ 605,506	$ 434,000	$ 434,000	$ 1,234,000	$ 1,234,000	$ 1,234,000	$ 1,234,000	100.00%
Expenses	***$ -***	***$ 73,817***	***$ 1,707,382***	***$ 552,818***	***$ 889,991***	***$ 1,006,903***	***$ 1,795,066***	***$ 1,795,066***	***56.09%***

Committee Revenue Expense Budget Report - by Account Detail

Through April 30, 2026 (41.7% YTD, 42.31% Payroll Expense through Pay Period Ending 04/25/2026)

***2021, 2022, 2023, 2024, 2025 DRAFT** and 2026 Actual Fiscal Year**

Department / Fund / Account Classification	2021 Actual Amount*	2022 Actual Amount*	2023 Actual Amount*	2024 Actual Amount*	2025 Actual Amount DRAFT**	2026 Actual Amount	2026 Amended Budget	2026 Adopted Budget	2026 YTD% Actual/Amended Budget
Capital	**$ -**	**$ 73,817**	**$ 1,523,186**	**$ 404,596**	**$ 685,328**	**$ 495,896**	**$ 1,265,929**	**$ 1,265,929**	**39.17%**
70070 - Automotive Equipment	$ -	$ 73,817	$ 1,523,186	$ 404,596	$ 685,328	$ 495,896	$ 1,265,929	$ 1,265,929	39.17%
Contingency and Other	**$ -**	**$ -**	**$ -**	**$ -**	**$ -**	**$ -**	**$ -**	**$ -**	**0.00%**
89000 - Addition to Fund Balance	$ -	$ -	$ -	$ -	$ -	$ -	$ -	$ -	0.00%
Contractual Services	**$ -**	**$ -**	**$ 184,195**	**$ 148,221**	**$ 204,663**	**$ 511,007**	**$ 529,137**	**$ 529,137**	**96.57%**
52220 - Equipment Lease	$ -	$ -	$ 184,195	$ 148,221	$ 204,663	$ 511,007	$ 529,137	$ 529,137	96.57%
247 EMA Volunteer Fund									
Revenue	***$ 3,446***	***$ 15,323***	***$ 1,823***	***$ 3,190***	***$ 2,881***	***$ 424***	***$ -***	***$ -***	***0.00%***
Interest Revenue	**$ (13)**	**$ (609)**	**$ 1,823**	**$ 1,690**	**$ 2,881**	**$ 424**	**$ -**	**$ -**	**0.00%**
38000 - Investment Income	$ (13)	$ (609)	$ 1,823	$ 1,690	$ 2,881	$ 424	$ -	$ -	0.00%
Other	**$ 2,580**	**$ 14,212**	**$ -**	**$ 1,500**	**$ -**	**$ -**	**$ -**	**$ -**	**0.00%**
38520 - General Donations	$ 2,580	$ 14,212	$ -	$ 1,500	$ -	$ -	$ -	$ -	0.00%
38900 - Miscellaneous Other	$ -	$ -	$ -	$ -	$ -	$ -	$ -	$ -	0.00%
39900 - Fund Balance Utilization	$ -	$ -	$ -	$ -	$ -	$ -	$ -	$ -	0.00%
Charges for Services	**$ -**	**$ -**	**$ -**	**$ -**	**$ -**	**$ -**	**$ -**	**$ -**	**0.00%**
34350 - Detail Fees	$ -	$ -	$ -	$ -	$ -	$ -	$ -	$ -	0.00%
Transfers In	**$ 880**	**$ 1,720**	**$ -**	**$ -**	**$ -**	**$ -**	**$ -**	**$ -**	**0.00%**
39000 - Transfer From Other Funds	$ 880	$ 1,720	$ -	$ -	$ -	$ -	$ -	$ -	0.00%
Expenses	***$ 880***	***$ 5,260***	***$ 1,134***	***$ -***	***$ -***	***$ -***	***$ -***	***$ -***	***0.00%***
Commodities	**$ 880**	**$ 4,722**	**$ -**	**$ -**	**$ -**	**$ -**	**$ -**	**$ -**	**0.00%**
60010 - Operating Supplies	$ 880	$ 4,722	$ -	$ -	$ -	$ -	$ -	$ -	0.00%
Contingency and Other	**$ -**	**$ -**	**$ -**	**$ -**	**$ -**	**$ -**	**$ -**	**$ -**	**0.00%**
89000 - Addition to Fund Balance	$ -	$ -	$ -	$ -	$ -	$ -	$ -	$ -	0.00%
Contractual Services	**$ -**	**$ 538**	**$ 1,134**	**$ -**	**$ -**	**$ -**	**$ -**	**$ -**	**0.00%**
55000 - Miscellaneous Contractual Exp	$ -	$ 538	$ 1,134	$ -	$ -	$ -	$ -	$ -	0.00%
248 KC Emergency Planning									
Revenue	***$ (3)***	***$ (346)***	***$ 1,435***	***$ 1,391***	***$ 2,319***	***$ 345***	***$ -***	***$ -***	***0.00%***
Interest Revenue	**$ (3)**	**$ (346)**	**$ 1,435**	**$ 1,391**	**$ 2,319**	**$ 345**	**$ -**	**$ -**	**0.00%**
38000 - Investment Income	$ (3)	$ (346)	$ 1,435	$ 1,391	$ 2,319	$ 345	$ -	$ -	0.00%
Other	**$ -**	**$ -**	**$ -**	**$ -**	**$ -**	**$ -**	**$ -**	**$ -**	**0.00%**
38520 - General Donations	$ -	$ -	$ -	$ -	$ -	$ -	$ -	$ -	0.00%
Reimbursements	**$ -**	**$ -**	**$ -**	**$ -**	**$ -**	**$ -**	**$ -**	**$ -**	**0.00%**
37900 - Miscellaneous Reimbursement	$ -	$ -	$ -	$ -	$ -	$ -	$ -	$ -	0.00%
Expenses	***$ -***	***$ -***	***$ -***	***$ -***	***$ -***	***$ -***	***$ -***	***$ -***	***0.00%***
Commodities	**$ -**	**$ -**	**$ -**	**$ -**	**$ -**	**$ -**	**$ -**	**$ -**	**0.00%**
60000 - Office Supplies	$ -	$ -	$ -	$ -	$ -	$ -	$ -	$ -	0.00%
60010 - Operating Supplies	$ -	$ -	$ -	$ -	$ -	$ -	$ -	$ -	0.00%
65000 - Miscellaneous Supplies	$ -	$ -	$ -	$ -	$ -	$ -	$ -	$ -	0.00%
Contingency and Other	**$ -**	**$ -**	**$ -**	**$ -**	**$ -**	**$ -**	**$ -**	**$ -**	**0.00%**
89000 - Addition to Fund Balance	$ -	$ -	$ -	$ -	$ -	$ -	$ -	$ -	0.00%
Contractual Services	**$ -**	**$ -**	**$ -**	**$ -**	**$ -**	**$ -**	**$ -**	**$ -**	**0.00%**
53070 - Legal Printing	$ -	$ -	$ -	$ -	$ -	$ -	$ -	$ -	0.00%
55000 - Miscellaneous Contractual Exp	$ -	$ -	$ -	$ -	$ -	$ -	$ -	$ -	0.00%

Committee Revenue Expense Budget Report - by Account Detail

Through April 30, 2026 (41.7% YTD, 42.31% Payroll Expense through Pay Period Ending 04/25/2026)

***2021, 2022, 2023, 2024, 2025 DRAFT** and 2026 Actual Fiscal Year**

Department / Fund / Account Classification	2021 Actual Amount*	2022 Actual Amount*	2023 Actual Amount*	2024 Actual Amount*	2025 Actual Amount DRAFT**	2026 Actual Amount	2026 Amended Budget	2026 Adopted Budget	2026 YTD% Actual/Amended Budget
249 Bomb Squad SWAT									
Revenue	***$ 28,246***	***$ 31,591***	***$ 60***	***$ 64,019***	***$ 2,435***	***$ 21***	***$ 5,052***	***$ 5,052***	***0.42%***
Interest Revenue	**$ -**	**$ -**	**$ 60**	**$ 121**	**$ 150**	**$ 21**	**$ 52**	**$ 52**	**40.92%**
38000 - Investment Income	$ -	$ -	$ 60	$ 121	$ 150	$ 21	$ 52	$ 52	40.92%
Other	**$ 25,746**	**$ 31,591**	**$ -**	**$ 63,898**	**$ 2,285**	**$ -**	**$ 5,000**	**$ 5,000**	**0.00%**
38520 - General Donations	$ 25,746	$ 31,591	$ -	$ -	$ -	$ -	$ -	$ -	0.00%
38900 - Miscellaneous Other	$ -	$ -	$ -	$ 63,898	$ 2,285	$ -	$ 5,000	$ 5,000	0.00%
Transfers In	**$ 2,500**	**$ -**	**$ -**	**$ -**	**$ -**	**$ -**	**$ -**	**$ -**	**0.00%**
39000 - Transfer From Other Funds	$ 2,500	$ -	$ -	$ -	$ -	$ -	$ -	$ -	0.00%
Expenses	***$ 21,930***	***$ 23,165***	***$ 8,532***	***$ 7,020***	***$ 3,585***	***$ -***	***$ 5,052***	***$ 5,052***	***0.00%***
Commodities	**$ 20,172**	**$ 23,165**	**$ 8,209**	**$ 7,020**	**$ 3,585**	**$ -**	**$ 2,500**	**$ 2,500**	**0.00%**
65000 - Miscellaneous Supplies	$ 20,172	$ 23,165	$ 8,209	$ 7,020	$ 3,585	$ -	$ 2,500	$ 2,500	0.00%

Committee Revenue Expense Budget Report - by Account Detail

Through April 30, 2026 (41.7% YTD, 42.31% Payroll Expense through Pay Period Ending 04/25/2026)

***2021, 2022, 2023, 2024, 2025 DRAFT** and 2026 Actual Fiscal Year**

Department / Fund / Account Classification	2021 Actual Amount*	2022 Actual Amount*	2023 Actual Amount*	2024 Actual Amount*	2025 Actual Amount DRAFT**	2026 Actual Amount	2026 Amended Budget	2026 Adopted Budget	2026 YTD% Actual/Amended Budget
Contingency and Other	**$ -**	**$ -**	**$ -**	**$ -**	**$ -**	**$ -**	**$ -**	**$ -**	**0.00%**
89000 - Addition to Fund Balance	$ -	$ -	$ -	$ -	$ -	$ -	$ -	$ -	0.00%
Contractual Services	**$ 1,758**	**$ -**	**$ 323**	**$ -**	**$ -**	**$ -**	**$ 2,552**	**$ 2,552**	**0.00%**
50150 - Contractual/Consulting Services	$ -	$ -	$ -	$ -	$ -	$ -	$ 2,552	$ 2,552	0.00%
53100 - Conferences and Meetings	$ 1,758	$ -	$ 250	$ -	$ -	$ -	$ -	$ -	0.00%
53115 - Law Enforcement Training	$ -	$ -	$ 73	$ -	$ -	$ -	$ -	$ -	0.00%
251 Canteen Commission									
Revenue	***$ 657,040***	***$ 461,971***	***$ 394,912***	***$ 366,804***	***$ 425,453***	***$ 223***	***$ 651,000***	***$ 651,000***	***0.03%***
Interest Revenue	**$ 101**	**$ 81**	**$ 670**	**$ 1,319**	**$ 1,617**	**$ 223**	**$ 707**	**$ 707**	**31.54%**
38000 - Investment Income	$ 101	$ 81	$ 670	$ 1,319	$ 1,576	$ 223	$ 707	$ 707	31.54%
38030 - Investment Income- Other Depts	$ -	$ -	$ -	$ -	$ 40	$ -	$ -	$ -	0.00%
Other	**$ 10,150**	**$ 1,354**	**$ 1,750**	**$ 300**	**$ 50,161**	**$ -**	**$ -**	**$ -**	**0.00%**
38520 - General Donations	$ 10,150	$ 1,354	$ 1,750	$ 300	$ 50,161	$ -	$ -	$ -	0.00%
39900 - Fund Balance Utilization	$ -	$ -	$ -	$ -	$ -	$ -	$ -	$ -	0.00%
Reimbursements	**$ 579,457**	**$ 424,709**	**$ 375,412**	**$ 364,529**	**$ 371,975**	**$ -**	**$ 650,293**	**$ 650,293**	**0.00%**
37900 - Miscellaneous Reimbursement	$ 579,457	$ 424,709	$ 375,412	$ 364,529	$ 371,975	$ -	$ 650,293	$ 650,293	0.00%
Charges for Services	**$ 41,132**	**$ 35,826**	**$ 17,081**	**$ 656**	**$ 1,700**	**$ -**	**$ -**	**$ -**	**0.00%**
34450 - Bond Fees	$ 41,132	$ 35,826	$ 17,081	$ 656	$ 1,700	$ -	$ -	$ -	0.00%
Transfers In	**$ 26,200**	**$ -**	**$ -**	**$ -**	**$ -**	**$ -**	**$ -**	**$ -**	**0.00%**
39000 - Transfer From Other Funds	$ 26,200	$ -	$ -	$ -	$ -	$ -	$ -	$ -	0.00%
Expenses	***$ 580,751***	***$ 615,279***	***$ 398,592***	***$ 386,947***	***$ 387,592***	***$ -***	***$ 651,000***	***$ 651,000***	***0.00%***
Capital	**$ 27,735**	**$ -**	**$ -**	**$ -**	**$ -**	**$ -**	**$ -**	**$ -**	**0.00%**
70110 - Machinery and Equipment	$ 14,735	$ -	$ -	$ -	$ -	$ -	$ -	$ -	0.00%
72010 - Building Improvements	$ 13,000	$ -	$ -	$ -	$ -	$ -	$ -	$ -	0.00%
Commodities	**$ 145,032**	**$ 204,006**	**$ 218,223**	**$ 262,737**	**$ 192,176**	**$ -**	**$ 326,000**	**$ 326,000**	**0.00%**
60000 - Office Supplies	$ 12,487	$ 14,475	$ 29,693	$ 50,195	$ 35,184	$ -	$ -	$ -	0.00%
60040 - Postage	$ 3,791	$ 7,659	$ -	$ -	$ -	$ -	$ -	$ -	0.00%
60050 - Books and Subscriptions	$ 15,990	$ 19,608	$ 630	$ 69	$ 160	$ -	$ -	$ -	0.00%
60160 - Cleaning Supplies	$ 4,214	$ 750	$ -	$ -	$ -	$ -	$ -	$ -	0.00%
60230 - Food	$ 40,013	$ 49,194	$ 59,344	$ 60,558	$ 52,275	$ -	$ -	$ -	0.00%
60240 - Clothing Supplies	$ 4,900	$ 3,390	$ -	$ 15,259	$ 26,619	$ -	$ -	$ -	0.00%
60570 - Office Furniture - Non-Capital	$ 8,218	$ 6,915	$ -	$ -	$ -	$ -	$ -	$ -	0.00%
60580 - Special Purpose Equip - Non-Capital	$ 6,424	$ 2,180	$ -	$ -	$ -	$ -	$ -	$ -	0.00%
65000 - Miscellaneous Supplies	$ 48,995	$ 99,837	$ 128,555	$ 136,656	$ 77,938	$ -	$ 326,000	$ 326,000	0.00%
Contingency and Other	**$ -**	**$ -**	**$ -**	**$ -**	**$ -**	**$ -**	**$ -**	**$ -**	**0.00%**
89000 - Addition to Fund Balance	$ -	$ -	$ -	$ -	$ -	$ -	$ -	$ -	0.00%
Contractual Services	**$ 407,985**	**$ 411,273**	**$ 180,369**	**$ 124,210**	**$ 195,417**	**$ -**	**$ 325,000**	**$ 325,000**	**0.00%**
50150 - Contractual/Consulting Services	$ 359,474	$ 374,951	$ 158,120	$ 118,963	$ 187,833	$ -	$ 325,000	$ 325,000	0.00%
52110 - Repairs and Maint- Buildings	$ 1,424	$ -	$ -	$ -	$ -	$ -	$ -	$ -	0.00%
56010 - Bond	$ 40,334	$ 22,443	$ 17,141	$ 259	$ 1,700	$ -	$ -	$ -	0.00%
56020 - Bond Fee	$ 798	$ 1,400	$ 600	$ 660	$ -	$ -	$ -	$ -	0.00%
56030 - Transportation	$ 3,003	$ 9,532	$ -	$ -	$ -	$ -	$ -	$ -	0.00%
63050 - Cable TV	$ 2,952	$ 2,947	$ 4,507	$ 4,328	$ 5,884	$ -	$ -	$ -	0.00%

Committee Revenue Expense Budget Report - by Account Detail

Through April 30, 2026 (41.7% YTD, 42.31% Payroll Expense through Pay Period Ending 04/25/2026)

***2021, 2022, 2023, 2024, 2025 DRAFT** and 2026 Actual Fiscal Year**

Department / Fund / Account Classification	2021 Actual Amount*	2022 Actual Amount*	2023 Actual Amount*	2024 Actual Amount*	2025 Actual Amount DRAFT**	2026 Actual Amount	2026 Amended Budget	2026 Adopted Budget	2026 YTD% Actual/Amended Budget
252 Sheriff DEF Federal - DOJ									
Revenue	***$ 0***	***$ (365)***	***$ 31,665***	***$ 171***	***$ 8,594***	***$ 5,524***	***$ 11,000***	***$ 11,000***	***50.22%***
Interest Revenue	**$ 0**	**$ (766)**	**$ 336**	**$ 171**	**$ 318**	**$ 63**	**$ 707**	**$ 707**	**8.85%**
38000 - Investment Income	$ 0	$ (766)	$ 336	$ 171	$ 318	$ 63	$ 707	$ 707	8.85%
Other	**$ -**	**$ -**	**$ -**	**$ -**	**$ -**	**$ -**	**$ 10,293**	**$ 10,293**	**0.00%**
38900 - Miscellaneous Other	$ -	$ -	$ -	$ -	$ -	$ -	$ 10,293	$ 10,293	0.00%
Transfers In	**$ -**	**$ -**	**$ -**	**$ -**	**$ -**	**$ -**	**$ -**	**$ -**	**0.00%**
39000 - Transfer From Other Funds	$ -	$ -	$ -	$ -	$ -	$ -	$ -	$ -	0.00%
Grants	**$ -**	**$ 401**	**$ 31,329**	**$ -**	**$ 8,275**	**$ 5,461**	**$ -**	**$ -**	**0.00%**
32225 - Equitable Sharing Program-DOJ Federal Grant	$ -	$ 401	$ 31,329	$ -	$ 8,275	$ 5,461	$ -	$ -	0.00%
Expenses	***$ 14,733***	***$ -***	***$ 27,994***	***$ -***	***$ 4,144***	***$ 2,558***	***$ 11,000***	***$ 11,000***	***23.26%***
Commodities	**$ 1,832**	**$ -**	**$ 26,925**	**$ -**	**$ 2,685**	**$ -**	**$ -**	**$ -**	**0.00%**
60580 - Special Purpose Equip - Non-Capital	$ 1,832	$ -	$ 26,925	$ -	$ 2,685	$ -	$ -	$ -	0.00%
Contingency and Other	**$ 12,902**	**$ -**	**$ -**	**$ -**	**$ -**	**$ -**	**$ 1,000**	**$ 1,000**	**0.00%**
88990 - Move to Agency Fund	$ 12,902	$ -	$ -	$ -	$ -	$ -	$ -	$ -	0.00%
89000 - Addition to Fund Balance	$ -	$ -	$ -	$ -	$ -	$ -	$ 1,000	$ 1,000	0.00%
Contractual Services	**$ -**	**$ -**	**$ 1,069**	**$ -**	**$ 1,459**	**$ 2,558**	**$ 10,000**	**$ 10,000**	**25.58%**
50150 - Contractual/Consulting Services	$ -	$ -	$ 1,069	$ -	$ 1,459	$ 2,558	$ 10,000	$ 10,000	25.58%
253 County Sheriff DEF Local									
Revenue	***$ 121,577***	***$ 473,290***	***$ 81,962***	***$ 81,277***	***$ 15,954***	***$ -***	***$ 20,000***	***$ 20,000***	***0.00%***
Interest Revenue	**$ 11**	**$ (6)**	**$ -**	**$ -**	**$ -**	**$ -**	**$ -**	**$ -**	**0.00%**
38000 - Investment Income	$ 11	$ (6)	$ -	$ -	$ -	$ -	$ -	$ -	0.00%
Other	**$ 4,892**	**$ 29,510**	**$ -**	**$ -**	**$ -**	**$ -**	**$ 20,000**	**$ 20,000**	**0.00%**
38530 - Auction Sales	$ 4,575	$ 29,510	$ -	$ -	$ -	$ -	$ -	$ -	0.00%
38900 - Miscellaneous Other	$ -	$ -	$ -	$ -	$ -	$ -	$ 20,000	$ 20,000	0.00%
38990 - Move from Agency Fund	$ 317	$ -	$ -	$ -	$ -	$ -	$ -	$ -	0.00%
Fines	**$ 116,675**	**$ 443,786**	**$ 81,962**	**$ 81,277**	**$ 15,954**	**$ -**	**$ -**	**$ -**	**0.00%**
36020 - Drug Fines	$ 116,675	$ 443,786	$ 81,962	$ 81,277	$ 15,954	$ -	$ -	$ -	0.00%
Expenses	***$ 186,025***	***$ 30,939***	***$ 100,934***	***$ 436,721***	***$ 17,285***	***$ -***	***$ 20,000***	***$ 20,000***	***0.00%***
Commodities	**$ 54,072**	**$ 29,296**	**$ 54,127**	**$ 31,049**	**$ 15,285**	**$ -**	**$ -**	**$ -**	**0.00%**
60050 - Books and Subscriptions	$ 1,248	$ 1,800	$ -	$ -	$ -	$ -	$ -	$ -	0.00%
60580 - Special Purpose Equip - Non-Capital	$ 34,119	$ 8,986	$ 24,436	$ 7,277	$ 1,375	$ -	$ -	$ -	0.00%
65000 - Miscellaneous Supplies	$ 18,705	$ 18,510	$ 29,690	$ 23,772	$ 13,910	$ -	$ -	$ -	0.00%
Contingency and Other	**$ 20,442**	**$ -**	**$ -**	**$ -**	**$ -**	**$ -**	**$ -**	**$ -**	**0.00%**
88990 - Move to Agency Fund	$ 20,442	$ -	$ -	$ -	$ -	$ -	$ -	$ -	0.00%
Contractual Services	**$ 111,511**	**$ 1,643**	**$ 46,807**	**$ 405,672**	**$ 2,000**	**$ -**	**$ 20,000**	**$ 20,000**	**0.00%**
50150 - Contractual/Consulting Services	$ 107,837	$ 432	$ 46,807	$ 405,672	$ 2,000	$ -	$ 20,000	$ 20,000	0.00%
53110 - Employee Training	$ 3,374	$ 1,186	$ -	$ -	$ -	$ -	$ -	$ -	0.00%
53130 - General Association Dues	$ 300	$ 25	$ -	$ -	$ -	$ -	$ -	$ -	0.00%

Committee Revenue Expense Budget Report - by Account Detail

Through April 30, 2026 (41.7% YTD, 42.31% Payroll Expense through Pay Period Ending 04/25/2026)

***2021, 2022, 2023, 2024, 2025 DRAFT** and 2026 Actual Fiscal Year**

Department / Fund / Account Classification	2021 Actual Amount*	2022 Actual Amount*	2023 Actual Amount*	2024 Actual Amount*	2025 Actual Amount DRAFT**	2026 Actual Amount	2026 Amended Budget	2026 Adopted Budget	2026 YTD% Actual/Amended Budget
254 FATS									
Revenue	***$ 3,201***	***$ 3,894***	***$ 4,037***	***$ 3,613***	***$ 2,665***	***$ -***	***$ 6,000***	***$ 6,000***	***0.00%***
Charges for Services	**$ 3,201**	**$ 3,894**	**$ 4,037**	**$ 3,613**	**$ 2,665**	**$ -**	**$ 6,000**	**$ 6,000**	**0.00%**
35900 - Miscellaneous Fees	$ 3,201	$ 3,894	$ 4,037	$ 3,613	$ 2,665	$ -	$ 6,000	$ 6,000	0.00%
Expenses	***$ (447)***	***$ 2,577***	***$ 1,130***	***$ 5,715***	***$ 1,980***	***$ -***	***$ 6,000***	***$ 6,000***	***0.00%***
Commodities	**$ (447)**	**$ 2,577**	**$ 130**	**$ 3,415**	**$ 1,980**	**$ -**	**$ -**	**$ -**	**0.00%**
65000 - Miscellaneous Supplies	$ (447)	$ 2,577	$ 130	$ 3,415	$ 1,980	$ -	$ -	$ -	0.00%
Contractual Services	**$ -**	**$ -**	**$ 1,000**	**$ 2,300**	**$ -**	**$ -**	**$ 6,000**	**$ 6,000**	**0.00%**
50150 - Contractual/Consulting Services	$ -	$ -	$ 1,000	$ 2,300	$ -	$ -	$ 6,000	$ 6,000	0.00%
255 K-9 Unit									
Revenue	***$ 85,116***	***$ 61,164***	***$ 204,579***	***$ 294,582***	***$ 251,034***	***$ 82***	***$ 30,000***	***$ 30,000***	***0.27%***
Interest Revenue	**$ 7**	**$ 2**	**$ 230**	**$ 465**	**$ 578**	**$ 82**	**$ -**	**$ -**	**0.00%**
38000 - Investment Income	$ 7	$ 2	$ 230	$ 465	$ 578	$ 82	$ -	$ -	0.00%
Other	**$ 75,509**	**$ 50,470**	**$ 115,349**	**$ 19,857**	**$ 67,432**	**$ -**	**$ 30,000**	**$ 30,000**	**0.00%**
38520 - General Donations	$ 54,650	$ 48,114	$ 114,701	$ 19,542	$ 67,432	$ -	$ 30,000	$ 30,000	0.00%
38900 - Miscellaneous Other	$ 20,859	$ 2,356	$ 647	$ 315	$ -	$ -	$ -	$ -	0.00%
Charges for Services	**$ -**	**$ 10,691**	**$ 89,000**	**$ 274,260**	**$ 183,025**	**$ -**	**$ -**	**$ -**	**0.00%**
35480 - K-9 Training	$ -	$ 10,691	$ 89,000	$ 274,260	$ 183,025	$ -	$ -	$ -	0.00%
Transfers In	**$ 9,600**	**$ -**	**$ -**	**$ -**	**$ -**	**$ -**	**$ -**	**$ -**	**0.00%**
39000 - Transfer From Other Funds	$ 9,600	$ -	$ -	$ -	$ -	$ -	$ -	$ -	0.00%
Expenses	***$ 76,194***	***$ 48,271***	***$ 214,897***	***$ 324,884***	***$ 256,465***	***$ -***	***$ 30,000***	***$ 30,000***	***0.00%***
Commodities	**$ 26,961**	**$ 26,468**	**$ 71,553**	**$ 102,580**	**$ 59,347**	**$ -**	**$ 15,000**	**$ 15,000**	**0.00%**
65000 - Miscellaneous Supplies	$ 26,961	$ 26,468	$ 71,553	$ 102,580	$ 59,347	$ -	$ 15,000	$ 15,000	0.00%
Contingency and Other	**$ -**	**$ -**	**$ -**	**$ -**	**$ -**	**$ -**	**$ -**	**$ -**	**0.00%**
88990 - Move to Agency Fund	$ -	$ -	$ -	$ -	$ -	$ -	$ -	$ -	0.00%
89000 - Addition to Fund Balance	$ -	$ -	$ -	$ -	$ -	$ -	$ -	$ -	0.00%
Contractual Services	**$ 49,234**	**$ 21,803**	**$ 143,344**	**$ 222,304**	**$ 197,118**	**$ -**	**$ 15,000**	**$ 15,000**	**0.00%**
50150 - Contractual/Consulting Services	$ 47,734	$ 19,511	$ 137,552	$ 212,825	$ 197,118	$ -	$ 15,000	$ 15,000	0.00%
53100 - Conferences and Meetings	$ -	$ 1,792	$ -	$ -	$ -	$ -	$ -	$ -	0.00%
55015 - General Donations	$ 1,500	$ 500	$ 5,791	$ 9,478	$ -	$ -	$ -	$ -	0.00%
256 Vehicle Maintenance/Purchase									
Revenue	***$ 3,146***	***$ 1,464***	***$ 4,891***	***$ 840***	***$ 717***	***$ 29***	***$ 1,200***	***$ 1,200***	***2.43%***
Interest Revenue	**$ -**	**$ -**	**$ 161**	**$ 325**	**$ 205**	**$ 29**	**$ -**	**$ -**	**0.00%**
38000 - Investment Income	$ -	$ -	$ 161	$ 325	$ 205	$ 29	$ -	$ -	0.00%
Other	**$ 1,465**	**$ 483**	**$ 692**	**$ 516**	**$ 512**	**$ -**	**$ 1,200**	**$ 1,200**	**0.00%**
38900 - Miscellaneous Other	$ 1,465	$ 483	$ 692	$ 516	$ 512	$ -	$ 1,200	$ 1,200	0.00%
Transfers In	**$ 1,681**	**$ 981**	**$ 4,038**	**$ -**	**$ -**	**$ -**	**$ -**	**$ -**	**0.00%**
39000 - Transfer From Other Funds	$ 1,681	$ 981	$ 4,038	$ -	$ -	$ -	$ -	$ -	0.00%

Committee Revenue Expense Budget Report - by Account Detail

Through April 30, 2026 (41.7% YTD, 42.31% Payroll Expense through Pay Period Ending 04/25/2026)

***2021, 2022, 2023, 2024, 2025 DRAFT** and 2026 Actual Fiscal Year**

Department / Fund / Account Classification	2021 Actual Amount*	2022 Actual Amount*	2023 Actual Amount*	2024 Actual Amount*	2025 Actual Amount DRAFT**	2026 Actual Amount	2026 Amended Budget	2026 Adopted Budget	2026 YTD% Actual/Amended Budget
Expenses	***$ 2,671***	***$ 981***	***$ 527***	***$ 717***	***$ 4,038***	***$ -***	***$ 1,200***	***$ 1,200***	***0.00%***
Commodities	**$ 1,461**	**$ 981**	**$ 527**	**$ 717**	**$ 527**	**$ -**	**$ 1,200**	**$ 1,200**	**0.00%**
65000 - Miscellaneous Supplies	$ 1,461	$ 981	$ 527	$ 717	$ 527	$ -	$ 1,200	$ 1,200	0.00%
Contingency and Other	**$ -**	**$ -**	**$ -**	**$ -**	**$ -**	**$ -**	**$ -**	**$ -**	**0.00%**
89000 - Addition to Fund Balance	$ -	$ -	$ -	$ -	$ -	$ -	$ -	$ -	0.00%
Contractual Services	**$ 1,210**	**$ -**	**$ -**	**$ -**	**$ 3,511**	**$ -**	**$ -**	**$ -**	**0.00%**
50150 - Contractual/Consulting Services	$ 1,210	$ -	$ -	$ -	$ 3,511	$ -	$ -	$ -	0.00%
257 Sheriff DUI Fund									
Revenue	***$ 63,959***	***$ 32,704***	***$ 118***	***$ 490***	***$ 21,893***	***$ 71***	***$ 32,000***	***$ 32,000***	***0.22%***
Interest Revenue	**$ -**	**$ -**	**$ 118**	**$ 490**	**$ 505**	**$ 71**	**$ -**	**$ -**	**0.00%**
38000 - Investment Income	$ -	$ -	$ 118	$ 490	$ 505	$ 71	$ -	$ -	0.00%
Other	**$ -**	**$ -**	**$ -**	**$ -**	**$ -**	**$ -**	**$ -**	**$ -**	**0.00%**
39900 - Fund Balance Utilization	$ -	$ -	$ -	$ -	$ -	$ -	$ -	$ -	0.00%
Reimbursements	**$ 7,019**	**$ -**	**$ -**	**$ -**	**$ 21,387**	**$ -**	**$ -**	**$ -**	**0.00%**
37900 - Miscellaneous Reimbursement	$ 7,019	$ -	$ -	$ -	$ 21,387	$ -	$ -	$ -	0.00%
Transfers In	**$ 8,400**	**$ -**	**$ -**	**$ -**	**$ -**	**$ -**	**$ -**	**$ -**	**0.00%**
39000 - Transfer From Other Funds	$ 8,400	$ -	$ -	$ -	$ -	$ -	$ -	$ -	0.00%
Fines	**$ 48,540**	**$ 32,704**	**$ -**	**$ -**	**$ -**	**$ -**	**$ 32,000**	**$ 32,000**	**0.00%**
36050 - DUI Fines	$ 48,540	$ 32,704	$ -	$ -	$ -	$ -	$ 32,000	$ 32,000	0.00%
Expenses	***$ 66,231***	***$ 62,724***	***$ -***	***$ 46,581***	***$ 16,905***	***$ -***	***$ 32,000***	***$ 32,000***	***0.00%***
Capital	**$ -**	**$ 27,995**	**$ -**	**$ -**	**$ -**	**$ -**	**$ -**	**$ -**	**0.00%**
70120 - Special Purpose Equipment	$ -	$ 27,995	$ -	$ -	$ -	$ -	$ -	$ -	0.00%
Commodities	**$ 48,352**	**$ 27,081**	**$ -**	**$ 8,130**	**$ 16,905**	**$ -**	**$ 10,000**	**$ 10,000**	**0.00%**
65000 - Miscellaneous Supplies	$ 48,352	$ 27,081	$ -	$ 8,130	$ 16,905	$ -	$ 10,000	$ 10,000	0.00%
Contingency and Other	**$ -**	**$ -**	**$ -**	**$ -**	**$ -**	**$ -**	**$ -**	**$ -**	**0.00%**
89000 - Addition to Fund Balance	$ -	$ -	$ -	$ -	$ -	$ -	$ -	$ -	0.00%
Contractual Services	**$ 17,878**	**$ 7,648**	**$ -**	**$ 38,451**	**$ -**	**$ -**	**$ 22,000**	**$ 22,000**	**0.00%**
50150 - Contractual/Consulting Services	$ 7,200	$ 750	$ -	$ 26,061	$ -	$ -	$ 10,000	$ 10,000	0.00%
53100 - Conferences and Meetings	$ 2,196	$ -	$ -	$ -	$ -	$ -	$ -	$ -	0.00%
53115 - Law Enforcement Training	$ 8,482	$ 6,898	$ -	$ 11,400	$ -	$ -	$ 12,000	$ 12,000	0.00%
53130 - General Association Dues	$ -	$ -	$ -	$ 990	$ -	$ -	$ -	$ -	0.00%
258 Sheriffs Office Money Laundering									
Revenue	***$ 14,638***	***$ 125***	***$ 39,561***	***$ 1,599***	***$ 575***	***$ 82***	***$ 6,000***	***$ 6,000***	***1.37%***
Interest Revenue	**$ 0**	**$ -**	**$ 1,106**	**$ 1,599**	**$ 575**	**$ 82**	**$ 707**	**$ 707**	**11.61%**
38000 - Investment Income	$ 0	$ -	$ 1,106	$ 1,599	$ 575	$ 82	$ 707	$ 707	11.61%
Transfers In	**$ 7,520**	**$ 125**	**$ 38,455**	**$ -**	**$ -**	**$ -**	**$ -**	**$ -**	**0.00%**
39000 - Transfer From Other Funds	$ 7,520	$ 125	$ 38,455	$ -	$ -	$ -	$ -	$ -	0.00%
Fines	**$ 7,118**	**$ -**	**$ -**	**$ -**	**$ -**	**$ -**	**$ 5,293**	**$ 5,293**	**0.00%**
36020 - Drug Fines	$ 7,118	$ -	$ -	$ -	$ -	$ -	$ 5,293	$ 5,293	0.00%

Committee Revenue Expense Budget Report - by Account Detail

Through April 30, 2026 (41.7% YTD, 42.31% Payroll Expense through Pay Period Ending 04/25/2026)

***2021, 2022, 2023, 2024, 2025 DRAFT** and 2026 Actual Fiscal Year**

Department / Fund / Account Classification	2021 Actual Amount*	2022 Actual Amount*	2023 Actual Amount*	2024 Actual Amount*	2025 Actual Amount DRAFT**	2026 Actual Amount	2026 Amended Budget	2026 Adopted Budget	2026 YTD% Actual/Amended Budget
Expenses	***$ 7,520***	***$ 125***	***$ -***	***$ 22,688***	***$ 15,767***	***$ -***	***$ 6,000***	***$ 6,000***	***0.00%***
Commodities	**$ 4,452**	**$ 125**	**$ -**	**$ -**	**$ 5,143**	**$ -**	**$ -**	**$ -**	**0.00%**
60010 - Operating Supplies	$ 4,452	$ 125	$ -	$ -	$ -	$ -	$ -	$ -	0.00%
60220 - Weapons and Ammunition	$ -	$ -	$ -	$ -	$ 5,143	$ -	$ -	$ -	0.00%
Contingency and Other	**$ -**	**$ -**	**$ -**	**$ -**	**$ -**	**$ -**	**$ 1,000**	**$ 1,000**	**0.00%**
89000 - Addition to Fund Balance	$ -	$ -	$ -	$ -	$ -	$ -	$ 1,000	$ 1,000	0.00%
Contractual Services	**$ 3,068**	**$ -**	**$ -**	**$ 22,688**	**$ 10,624**	**$ -**	**$ 5,000**	**$ 5,000**	**0.00%**
50150 - Contractual/Consulting Services	$ 3,068	$ -	$ -	$ 22,688	$ 10,624	$ -	$ 5,000	$ 5,000	0.00%
259 Transportation Safety Highway HB									
Revenue	***$ 34***	***$ (51)***	***$ 188***	***$ 1,008***	***$ 550***	***$ 633***	***$ 20,000***	***$ 20,000***	***3.16%***
Interest Revenue	**$ (0)**	**$ (51)**	**$ 188**	**$ 258**	**$ 300**	**$ 45**	**$ -**	**$ -**	**0.00%**
38000 - Investment Income	$ (0)	$ (51)	$ 188	$ 258	$ 300	$ 45	$ -	$ -	0.00%
Fines	**$ 34**	**$ -**	**$ -**	**$ 750**	**$ 250**	**$ 588**	**$ 20,000**	**$ 20,000**	**2.94%**
36065 - Speed Zone Fines	$ 34	$ -	$ -	$ 750	$ 250	$ 588	$ 20,000	$ 20,000	2.94%
Expenses	***$ -***	***$ -***	***$ -***	***$ -***	***$ -***	***$ -***	***$ 20,000***	***$ 20,000***	***0.00%***
Contingency and Other	**$ -**	**$ -**	**$ -**	**$ -**	**$ -**	**$ -**	**$ 20,000**	**$ 20,000**	**0.00%**
89000 - Addition to Fund Balance	$ -	$ -	$ -	$ -	$ -	$ -	$ 20,000	$ 20,000	0.00%
Personnel Services- Salaries & Wages	**$ -**	**$ -**	**$ -**	**$ -**	**$ -**	**$ -**	**$ -**	**$ -**	**0.00%**
40000 - Salaries and Wages	$ -	$ -	$ -	$ -	$ -	$ -	$ -	$ -	0.00%
262 AJF Medical Cost									
Revenue	***$ 26,811***	***$ 32,527***	***$ 29,525***	***$ 28,216***	***$ 25,111***	***$ 9,763***	***$ 47,000***	***$ 47,000***	***20.77%***
Interest Revenue	**$ (76)**	**$ (530)**	**$ 1,993**	**$ 3,222**	**$ 3,232**	**$ 538**	**$ 1,413**	**$ 1,413**	**38.06%**
38000 - Investment Income	$ (76)	$ (530)	$ 1,993	$ 3,222	$ 3,232	$ 538	$ 1,413	$ 1,413	38.06%
Charges for Services	**$ 26,888**	**$ 30,257**	**$ 27,532**	**$ 24,994**	**$ 21,879**	**$ 9,226**	**$ 45,587**	**$ 45,587**	**20.24%**
34460 - Arrestee Medical Cost Fees	$ 26,888	$ 30,257	$ 27,532	$ 24,994	$ 21,879	$ 9,226	$ 45,587	$ 45,587	20.24%
Transfers In	**$ -**	**$ 2,800**	**$ -**	**$ -**	**$ -**	**$ -**	**$ -**	**$ -**	**0.00%**
39000 - Transfer From Other Funds	$ -	$ 2,800	$ -	$ -	$ -	$ -	$ -	$ -	0.00%
Expenses	***$ -***	***$ 25,040***	***$ 25,040***	***$ 25,040***	***$ 25,040***	***$ -***	***$ 47,000***	***$ 47,000***	***0.00%***
Contingency and Other	**$ -**	**$ -**	**$ -**	**$ -**	**$ -**	**$ -**	**$ 21,960**	**$ 21,960**	**0.00%**
89000 - Addition to Fund Balance	$ -	$ -	$ -	$ -	$ -	$ -	$ 21,960	$ 21,960	0.00%
Contractual Services	**$ -**	**$ 25,040**	**$ 25,040**	**$ 25,040**	**$ 25,040**	**$ -**	**$ 25,040**	**$ 25,040**	**0.00%**
50210 - Medical/Dental/Hospital Services	$ -	$ 25,040	$ 25,040	$ 25,040	$ 25,040	$ -	$ 25,040	$ 25,040	0.00%

Committee Revenue Expense Budget Report - by Account Detail

Through April 30, 2026 (41.7% YTD, 42.31% Payroll Expense through Pay Period Ending 04/25/2026)

***2021, 2022, 2023, 2024, 2025 DRAFT** and 2026 Actual Fiscal Year**

Department / Fund / Account Classification	2021 Actual Amount*	2022 Actual Amount*	2023 Actual Amount*	2024 Actual Amount*	2025 Actual Amount DRAFT**	2026 Actual Amount	2026 Amended Budget	2026 Adopted Budget	2026 YTD% Actual/Amended Budget
263 Sheriff Civil Operations									
Revenue	***$ 108,914***	***$ 141,603***	***$ 474,110***	***$ 387,605***	***$ 382,587***	***$ 37***	***$ 20,000***	***$ 20,000***	***0.18%***
Interest Revenue	**$ -**	**$ -**	**$ 60**	**$ 251**	**$ 259**	**$ 37**	**$ -**	**$ -**	**0.00%**
38000 - Investment Income	$ -	$ -	$ 60	$ 251	$ 259	$ 37	$ -	$ -	0.00%
Other	**$ 27,035**	**$ 30,691**	**$ 10,878**	**$ 8,803**	**$ 15,205**	**$ -**	**$ 20,000**	**$ 20,000**	**0.00%**
38520 - General Donations	$ 4,087	$ 7,863	$ 2,402	$ 2,308	$ 7,543	$ -	$ -	$ -	0.00%
38900 - Miscellaneous Other	$ 22,948	$ 22,829	$ 8,476	$ 6,495	$ 7,662	$ -	$ 20,000	$ 20,000	0.00%
Charges for Services	**$ 79,044**	**$ 86,708**	**$ 457,825**	**$ 365,777**	**$ 327,009**	**$ -**	**$ -**	**$ -**	**0.00%**
34360 - Net Civil Processing Fees	$ 14,808	$ 64,845	$ 441,125	$ 332,610	$ 266,519	$ -	$ -	$ -	0.00%
34365 - Failure to Appear Fee	$ 61,254	$ 20,271	$ 16,700	$ -	$ -	$ -	$ -	$ -	0.00%
35210 - Electronic Citation Fee	$ 2,983	$ 1,592	$ -	$ 33,167	$ 60,489	$ -	$ -	$ -	0.00%
Transfers In	**$ 4,300**	**$ -**	**$ -**	**$ -**	**$ -**	**$ -**	**$ -**	**$ -**	**0.00%**
39000 - Transfer From Other Funds	$ 4,300	$ -	$ -	$ -	$ -	$ -	$ -	$ -	0.00%
Fines	**$ (1,465)**	**$ 24,203**	**$ 5,346**	**$ 12,774**	**$ 40,114**	**$ -**	**$ -**	**$ -**	**0.00%**
36020 - Drug Fines	$ (1,465)	$ 24,203	$ 5,346	$ 12,774	$ 40,114	$ -	$ -	$ -	0.00%
Expenses	***$ 80,689***	***$ 72,408***	***$ 393,693***	***$ 322,251***	***$ 302,422***	***$ -***	***$ 20,000***	***$ 20,000***	***0.00%***
Commodities	**$ 51,593**	**$ 14,140**	**$ 65,180**	**$ 80,504**	**$ 64,071**	**$ -**	**$ -**	**$ -**	**0.00%**
60010 - Operating Supplies	$ 3,909	$ 3,586	$ 578	$ 15,692	$ 55,789	$ -	$ -	$ -	0.00%
60050 - Books and Subscriptions	$ 2,568	$ -	$ -	$ -	$ -	$ -	$ -	$ -	0.00%
60070 - Computer Hardware- Non Capital	$ 169	$ -	$ -	$ -	$ -	$ -	$ -	$ -	0.00%
60080 - Employee Recognition Supplies	$ 1,000	$ 98	$ 1,640	$ -	$ -	$ -	$ -	$ -	0.00%
60210 - Uniform Supplies	$ 1,557	$ -	$ 1,365	$ 910	$ 955	$ -	$ -	$ -	0.00%
65000 - Miscellaneous Supplies	$ 42,391	$ 10,455	$ 61,596	$ 63,902	$ 7,327	$ -	$ -	$ -	0.00%
Contingency and Other	**$ -**	**$ 9**	**$ -**	**$ -**	**$ -**	**$ -**	**$ -**	**$ -**	**0.00%**
88990 - Move to Agency Fund	$ -	$ 9	$ -	$ -	$ -	$ -	$ -	$ -	0.00%
89000 - Addition to Fund Balance	$ -	$ -	$ -	$ -	$ -	$ -	$ -	$ -	0.00%
Contractual Services	**$ 29,096**	**$ 58,259**	**$ 328,513**	**$ 241,747**	**$ 238,351**	**$ -**	**$ 20,000**	**$ 20,000**	**0.00%**
53100 - Conferences and Meetings	$ (3,652)	$ 1,301	$ 1,603	$ -	$ (6,498)	$ -	$ -	$ -	0.00%
53115 - Law Enforcement Training	$ 12,408	$ 4,864	$ 3,071	$ 18,569	$ 6,042	$ -	$ -	$ -	0.00%
53120 - Employee Mileage Expense	$ 81	$ -	$ 35	$ -	$ -	$ -	$ -	$ -	0.00%
53130 - General Association Dues	$ 245	$ 11,561	$ 835	$ -	$ -	$ -	$ -	$ -	0.00%
55000 - Miscellaneous Contractual Exp	$ 10,320	$ 33,897	$ 322,158	$ 223,177	$ 238,807	$ -	$ 20,000	$ 20,000	0.00%
55015 - General Donations	$ 9,694	$ 6,635	$ 812	$ -	$ -	$ -	$ -	$ -	0.00%
264 Cannabis Regulation - Local									
Revenue	***$ 83,523***	***$ 98,261***	***$ 93,822***	***$ 98,492***	***$ 92,146***	***$ 32,311***	***$ 89,503***	***$ 89,503***	***36.10%***
Interest Revenue	**$ (33)**	**$ (786)**	**$ 2,120**	**$ 1,807**	**$ 1,088**	**$ 103**	**$ 1,413**	**$ 1,413**	**7.28%**
38000 - Investment Income	$ (33)	$ (786)	$ 2,120	$ 1,807	$ 1,088	$ 103	$ 1,413	$ 1,413	7.28%
Other	**$ -**	**$ -**	**$ -**	**$ -**	**$ -**	**$ -**	**$ (1,910)**	**$ (1,910)**	**0.00%**
39900 - Fund Balance Utilization	$ -	$ -	$ -	$ -	$ -	$ -	$ (1,910)	$ (1,910)	0.00%
Other Taxes	**$ 83,556**	**$ 99,047**	**$ 91,702**	**$ 96,685**	**$ 91,059**	**$ 32,208**	**$ 90,000**	**$ 90,000**	**35.79%**
30185 - Cannabis Regulation Tax	$ 83,556	$ 99,047	$ 91,702	$ 96,685	$ 91,059	$ 32,208	$ 90,000	$ 90,000	35.79%
Expenses	***$ 73,869***	***$ 79,523***	***$ 129,093***	***$ 86,370***	***$ 110,560***	***$ 24,157***	***$ 89,503***	***$ 89,503***	***26.99%***
Capital	**$ 40,885**	**$ -**	**$ -**	**$ -**	**$ -**	**$ -**	**$ -**	**$ -**	**0.00%**
70070 - Automotive Equipment	$ 40,885	$ -	$ -	$ -	$ -	$ -	$ -	$ -	0.00%

Committee Revenue Expense Budget Report - by Account Detail

Through April 30, 2026 (41.7% YTD, 42.31% Payroll Expense through Pay Period Ending 04/25/2026)

***2021, 2022, 2023, 2024, 2025 DRAFT** and 2026 Actual Fiscal Year**

Department / Fund / Account Classification	2021 Actual Amount*	2022 Actual Amount*	2023 Actual Amount*	2024 Actual Amount*	2025 Actual Amount DRAFT**	2026 Actual Amount	2026 Amended Budget	2026 Adopted Budget	2026 YTD% Actual/Amended Budget
Commodities	**$ 4,644**	**$ 55,712**	**$ 79,509**	**$ 70,870**	**$ 110,560**	**$ 24,157**	**$ 45,090**	**$ 45,090**	**53.58%**
60010 - Operating Supplies	$ 4,644	$ 55,712	$ 79,509	$ 70,870	$ 110,560	$ 24,157	$ 45,090	$ 45,090	53.58%
Contractual Services	**$ 28,340**	**$ 23,811**	**$ 49,584**	**$ 15,500**	**$ -**	**$ -**	**$ 44,413**	**$ 44,413**	**0.00%**
50150 - Contractual/Consulting Services	$ 28,340	$ 23,811	$ 49,584	$ 15,500	$ -	$ -	$ 44,413	$ 44,413	0.00%
265 Sheriff DEF Federal - Treasury									
Revenue	***$ 149,749***	***$ 256,680***	***$ 239,335***	***$ 157,377***	***$ 123,475***	***$ 47,435***	***$ 51,413***	***$ 51,413***	***92.26%***
Interest Revenue	**$ 4**	**$ (611)**	**$ 1,888**	**$ 4,769**	**$ 4,600**	**$ 558**	**$ 1,413**	**$ 1,413**	**39.47%**
38000 - Investment Income	$ 4	$ (611)	$ 1,888	$ 4,769	$ 4,600	$ 558	$ 1,413	$ 1,413	39.47%
Other	**$ 12,902**	**$ 57**	**$ -**	**$ -**	**$ -**	**$ -**	**$ -**	**$ -**	**0.00%**
38900 - Miscellaneous Other	$ -	$ 57	$ -	$ -	$ -	$ -	$ -	$ -	0.00%
38990 - Move from Agency Fund	$ 12,902	$ -	$ -	$ -	$ -	$ -	$ -	$ -	0.00%
39900 - Fund Balance Utilization	$ -	$ -	$ -	$ -	$ -	$ -	$ -	$ -	0.00%
Grants	**$ 136,843**	**$ 257,234**	**$ 237,446**	**$ 152,608**	**$ 118,875**	**$ 46,877**	**$ 50,000**	**$ 50,000**	**93.75%**
32226 - Equitable Sharing Program-DEF Federal Treasury Grant	$ 136,843	$ 257,234	$ 237,446	$ 152,608	$ 118,875	$ 46,877	$ 50,000	$ 50,000	93.75%
Expenses	***$ 138,746***	***$ 257,234***	***$ 191,960***	***$ 177,756***	***$ 69,537***	***$ 49,390***	***$ 51,413***	***$ 51,413***	***96.07%***
Commodities	**$ 92,296**	**$ 257,234**	**$ 89,851**	**$ 168,883**	**$ 69,537**	**$ 49,390**	**$ 49,413**	**$ 49,413**	**99.95%**
60000 - Office Supplies	$ -	$ -	$ -	$ -	$ 104	$ -	$ -	$ -	0.00%
60010 - Operating Supplies	$ -	$ 257,234	$ 89,851	$ 168,883	$ 69,432	$ 49,390	$ 49,413	$ 49,413	99.95%
60580 - Special Purpose Equip - Non-Capital	$ 78,333	$ -	$ -	$ -	$ -	$ -	$ -	$ -	0.00%
65000 - Miscellaneous Supplies	$ 13,963	$ -	$ -	$ -	$ -	$ -	$ -	$ -	0.00%
Contingency and Other	**$ -**	**$ -**	**$ -**	**$ -**	**$ -**	**$ -**	**$ 2,000**	**$ 2,000**	**0.00%**
89000 - Addition to Fund Balance	$ -	$ -	$ -	$ -	$ -	$ -	$ 2,000	$ 2,000	0.00%
Contractual Services	**$ 46,450**	**$ -**	**$ 102,108**	**$ 8,873**	**$ -**	**$ -**	**$ -**	**$ -**	**0.00%**
50150 - Contractual/Consulting Services	$ 40,325	$ -	$ 102,108	$ 8,873	$ -	$ -	$ -	$ -	0.00%
53110 - Employee Training	$ 6,126	$ -	$ -	$ -	$ -	$ -	$ -	$ -	0.00%
351 Kane Kares									
Revenue	***$ -***	***$ -***	***$ -***	***$ -***	***$ -***	***$ -***	***$ -***	***$ -***	***0.00%***
Other	**$ -**	**$ -**	**$ -**	**$ -**	**$ -**	**$ -**	**$ -**	**$ -**	**0.00%**
38520 - General Donations	$ -	$ -	$ -	$ -	$ -	$ -	$ -	$ -	0.00%
Reimbursements	**$ -**	**$ -**	**$ -**	**$ -**	**$ -**	**$ -**	**$ -**	**$ -**	**0.00%**
37900 - Miscellaneous Reimbursement	$ -	$ -	$ -	$ -	$ -	$ -	$ -	$ -	0.00%
Expenses	***$ -***	***$ -***	***$ -***	***$ -***	***$ -***	***$ -***	***$ -***	***$ -***	***0.00%***
Contingency and Other	**$ -**	**$ -**	**$ -**	**$ -**	**$ -**	**$ -**	**$ -**	**$ -**	**0.00%**
89000 - Addition to Fund Balance	$ -	$ -	$ -	$ -	$ -	$ -	$ -	$ -	0.00%
Contractual Services	**$ -**	**$ -**	**$ -**	**$ -**	**$ -**	**$ -**	**$ -**	**$ -**	**0.00%**
50150 - Contractual/Consulting Services	$ -	$ -	$ -	$ -	$ -	$ -	$ -	$ -	0.00%
354 Mass Vaccination Fund									
Expenses	***$ 4,812***	***$ -***	***$ -***	***$ -***	***$ -***	***$ -***	***$ -***	***$ -***	***0.00%***
Commodities	**$ 4,812**	**$ -**	**$ -**	**$ -**	**$ -**	**$ -**	**$ -**	**$ -**	**0.00%**
60010 - Operating Supplies	$ 4,812	$ -	$ -	$ -	$ -	$ -	$ -	$ -	0.00%
Personnel Services- Salaries & Wages	**$ -**	**$ -**	**$ -**	**$ -**	**$ -**	**$ -**	**$ -**	**$ -**	**0.00%**

Committee Revenue Expense Budget Report - by Account Detail

Through April 30, 2026 (41.7% YTD, 42.31% Payroll Expense through Pay Period Ending 04/25/2026)

***2021, 2022, 2023, 2024, 2025 DRAFT** and 2026 Actual Fiscal Year**

Department / Fund / Account Classification	2021 Actual Amount*	2022 Actual Amount*	2023 Actual Amount*	2024 Actual Amount*	2025 Actual Amount DRAFT**	2026 Actual Amount	2026 Amended Budget	2026 Adopted Budget	2026 YTD% Actual/Amended Budget
40000 - Salaries and Wages	$ -	$ -	$ -	$ -	$ -	$ -	$ -	$ -	0.00%
702 Sheriff's Detail Escrow									
Revenue	***$ 40,195***	***$ 13,361***	***$ 22,570***	***$ 536,976***	***$ 199,409***	***$ 63,719***	***$ 200,000***	***$ 200,000***	***31.86%***
Interest Revenue	**$ -**	**$ -**	**$ (4,105)**	**$ (6,855)**	**$ 130**	**$ -**	**$ -**	**$ -**	**0.00%**
38000 - Investment Income	$ -	$ -	$ (4,105)	$ (6,855)	$ 130	$ -	$ -	$ -	0.00%
Other	**$ -**	**$ -**	**$ -**	**$ -**	**$ -**	**$ -**	**$ -**	**$ -**	**0.00%**
39900 - Fund Balance Utilization	$ -	$ -	$ -	$ -	$ -	$ -	$ -	$ -	0.00%
Charges for Services	**$ 40,195**	**$ 13,361**	**$ 26,675**	**$ 196,660**	**$ 199,279**	**$ 63,719**	**$ 200,000**	**$ 200,000**	**31.86%**
34350 - Detail Fees	$ 40,195	$ 13,361	$ 26,675	$ 196,660	$ 199,279	$ 63,719	$ 200,000	$ 200,000	31.86%
Transfers In	**$ -**	**$ -**	**$ -**	**$ 347,171**	**$ -**	**$ -**	**$ -**	**$ -**	**0.00%**
39001 - Transfer from General Fund 001	$ -	$ -	$ -	$ 347,171	$ -	$ -	$ -	$ -	0.00%

Committee Revenue Expense Budget Report - by Account Detail

Through April 30, 2026 (41.7% YTD, 42.31% Payroll Expense through Pay Period Ending 04/25/2026)

***2021, 2022, 2023, 2024, 2025 DRAFT** and 2026 Actual Fiscal Year**

Department / Fund / Account Classification	2021 Actual Amount*	2022 Actual Amount*	2023 Actual Amount*	2024 Actual Amount*	2025 Actual Amount DRAFT**	2026 Actual Amount	2026 Amended Budget	2026 Adopted Budget	2026 YTD% Actual/Amended Budget
Expenses	***$ 81,118***	***$ 268,922***	***$ 326,313***	***$ 165,728***	***$ 218,746***	***$ 92,624***	***$ 200,000***	***$ 200,000***	***46.31%***
Contractual Services	**$ 81,118**	**$ 268,922**	**$ 326,313**	**$ 165,728**	**$ 218,746**	**$ 92,624**	**$ 200,000**	**$ 200,000**	**46.31%**
50150 - Contractual/Consulting Services	$ 81,118	$ 268,922	$ 326,313	$ 165,728	$ 218,746	$ 92,624	$ 200,000	$ 200,000	46.31%
420 Merit Commission									
001 General Fund									
Expenses	***$ 87,150***	***$ 85,117***	***$ 77,661***	***$ 85,735***	***$ 73,355***	***$ 29,191***	***$ 88,654***	***$ 88,654***	***32.93%***
Commodities	**$ 661**	**$ 624**	**$ 953**	**$ 1,673**	**$ 2,111**	**$ 1,798**	**$ 2,000**	**$ 2,000**	**89.90%**
60000 - Office Supplies	$ 661	$ 624	$ 953	$ 1,673	$ 2,111	$ 1,798	$ 2,000	$ 2,000	89.90%
Contractual Services	**$ 13,958**	**$ 14,410**	**$ 6,428**	**$ 16,918**	**$ 9,596**	**$ 3,183**	**$ 13,050**	**$ 13,050**	**24.39%**
53050 - Employment Advertising	$ 1,626	$ 1,490	$ -	$ -	$ -	$ -	$ -	$ -	0.00%
53120 - Employee Mileage Expense	$ 2,796	$ 2,788	$ 3,272	$ 3,614	$ 3,754	$ 1,574	$ 4,000	$ 4,000	39.36%
53180 - Physical Agility Testing	$ -	$ -	$ -	$ -	$ -	$ -	$ -	$ -	0.00%
53190 - Entrance/Promotional Testing	$ 9,536	$ 10,132	$ 3,156	$ 13,303	$ 5,842	$ 1,609	$ 9,050	$ 9,050	17.78%
Personnel Services- Employee Benefits	**$ 6,275**	**$ 6,507**	**$ 7,277**	**$ 8,012**	**$ -**	**$ -**	**$ 13,726**	**$ 13,726**	**0.00%**
45000 - Healthcare Contribution	$ 6,019	$ 6,251	$ 7,021	$ 7,737	$ -	$ -	$ 7,507	$ 7,507	0.00%
45010 - Dental Contribution	$ 256	$ 256	$ 256	$ 275	$ -	$ -	$ 276	$ 276	0.00%
45100 - FICA/SS Contribution	$ -	$ -	$ -	$ -	$ -	$ -	$ 2,725	$ 2,725	0.00%
45200 - IMRF Contribution	$ -	$ -	$ -	$ -	$ -	$ -	$ 1,944	$ 1,944	0.00%
53010 - Workers Compensation	$ -	$ -	$ -	$ -	$ -	$ -	$ 1,274	$ 1,274	0.00%
Personnel Services- Salaries & Wages	**$ 66,255**	**$ 63,575**	**$ 63,003**	**$ 67,144**	**$ 61,647**	**$ 24,210**	**$ 73,604**	**$ 73,604**	**32.89%**
40000 - Salaries and Wages	$ 36,128	$ 34,347	$ 35,681	$ 41,488	$ 37,422	$ 15,455	$ 35,604	$ 35,604	43.41%
40003 - Cost of Living Increase	$ -	$ -	$ -	$ -	$ -	$ -	$ -	$ -	0.00%
40200 - Overtime Salaries	$ -	$ -	$ -	$ 71	$ -	$ -	$ -	$ -	0.00%
40300 - Employee Per Diem	$ 30,126	$ 29,228	$ 27,321	$ 25,585	$ 24,225	$ 8,755	$ 38,000	$ 38,000	23.04%
Services	**$ -**	**$ -**	**$ -**	**$ (8,012)**	**$ -**	**$ -**	**$ (13,726)**	**$ (13,726)**	**0.00%**
45005 - Healthcare Contribution Contra Account	$ -	$ -	$ -	$ (7,737)	$ -	$ -	$ (7,507)	$ (7,507)	0.00%
45015 - Dental Insurance Contra Account	$ -	$ -	$ -	$ (275)	$ -	$ -	$ (276)	$ (276)	0.00%
45105 - FICA/SS Contribution Contra Account	$ -	$ -	$ -	$ -	$ -	$ -	$ (2,725)	$ (2,725)	0.00%
45205 - IMRF Contribution Contra Account	$ -	$ -	$ -	$ -	$ -	$ -	$ (1,944)	$ (1,944)	0.00%
53015 - Worker's Comp Contra Account	$ -	$ -	$ -	$ -	$ -	$ -	$ (1,274)	$ (1,274)	0.00%
425 Kane Comm									
001 General Fund									
Expenses	***$ -***	***$ -***	***$ -***	***$ -***	***$ -***	***$ -***	***$ -***	***$ -***	***0.00%***
Commodities	**$ -**	**$ -**	**$ -**	**$ -**	**$ -**	**$ -**	**$ -**	**$ -**	**0.00%**
60080 - Employee Recognition Supplies	$ -	$ -	$ -	$ -	$ -	$ -	$ -	$ -	0.00%

Committee Revenue Expense Budget Report - by Account Detail

Through April 30, 2026 (41.7% YTD, 42.31% Payroll Expense through Pay Period Ending 04/25/2026)

***2021, 2022, 2023, 2024, 2025 DRAFT** and 2026 Actual Fiscal Year**

Department / Fund / Account Classification	2021 Actual Amount*	2022 Actual Amount*	2023 Actual Amount*	2024 Actual Amount*	2025 Actual Amount DRAFT**	2026 Actual Amount	2026 Amended Budget	2026 Adopted Budget	2026 YTD% Actual/Amended Budget
269 Kane Comm									
Revenue	***$ 2,241,532***	***$ 2,601,074***	***$ 2,919,502***	***$ 3,054,765***	***$ 3,223,510***	***$ 1,364,579***	***$ 3,254,430***	***$ 3,230,722***	***41.93%***
Interest Revenue	**$ 589**	**$ (16,890)**	**$ 61,855**	**$ 74,091**	**$ 70,172**	**$ 14,386**	**$ 36,014**	**$ 36,014**	**39.95%**
38000 - Investment Income	$ 589	$ (16,890)	$ 61,855	$ 74,091	$ 70,172	$ 14,386	$ 36,014	$ 36,014	39.95%
Other	**$ -**	**$ -**	**$ -**	**$ -**	**$ -**	**$ -**	**$ 168,489**	**$ 144,781**	**0.00%**
39900 - Fund Balance Utilization	$ -	$ -	$ -	$ -	$ -	$ -	$ 168,489	$ 144,781	0.00%
Reimbursements	**$ 845,365**	**$ 1,152,830**	**$ 1,296,093**	**$ 1,448,964**	**$ 1,460,657**	**$ 283,722**	**$ 1,300,000**	**$ 1,300,000**	**21.82%**
37070 - Cell 911 Surcharge Reimbursement	$ 831,850	$ 1,150,631	$ 1,283,493	$ 1,088,200	$ 984,560	$ 283,722	$ 900,000	$ 900,000	31.52%
37075 - ETSB Reimbursement	$ -	$ -	$ -	$ 348,167	$ 402,935	$ -	$ 400,000	$ 400,000	0.00%
37470 - VoIP Surcharge Reimbursement	$ -	$ 2,195	$ 12,600	$ 12,597	$ 73,162	$ -	$ -	$ -	0.00%
37900 - Miscellaneous Reimbursement	$ 13,515	$ 5	$ -	$ -	$ -	$ -	$ -	$ -	0.00%
Charges for Services	**$ 538,471**	**$ 587,746**	**$ 617,784**	**$ 564,388**	**$ 676,994**	**$ -**	**$ 683,456**	**$ 683,456**	**0.00%**
34420 - Radio Communication Fees	$ 538,471	$ 587,746	$ 616,789	$ 563,788	$ 676,994	$ -	$ 682,756	$ 682,756	0.00%
35220 - Emergency Communications Audio Recording Fees	$ -	$ -	$ 995	$ 600	$ -	$ -	$ 700	$ 700	0.00%
Transfers In	**$ 857,107**	**$ 877,388**	**$ 943,770**	**$ 967,321**	**$ 1,015,687**	**$ 1,066,471**	**$ 1,066,471**	**$ 1,066,471**	**100.00%**
39000 - Transfer From Other Funds	$ 857,107	$ -	$ -	$ -	$ -	$ -	$ -	$ -	0.00%
39001 - Transfer from General Fund 001	$ -	$ 877,388	$ 943,770	$ 967,321	$ 1,015,687	$ 1,066,471	$ 1,066,471	$ 1,066,471	100.00%
Expenses	***$ 2,347,896***	***$ 2,381,391***	***$ 2,901,658***	***$ 3,128,785***	***$ 3,392,020***	***$ 1,348,638***	***$ 3,254,430***	***$ 3,230,722***	***41.44%***
Capital	**$ 69,211**	**$ -**	**$ -**	**$ 14,500**	**$ -**	**$ -**	**$ -**	**$ -**	**0.00%**
70120 - Special Purpose Equipment	$ 69,211	$ -	$ -	$ 14,500	$ -	$ -	$ -	$ -	0.00%
Commodities	**$ 108,038**	**$ 124,970**	**$ 142,456**	**$ 97,227**	**$ 90,897**	**$ 1,490**	**$ 92,446**	**$ 92,446**	**1.61%**
60000 - Office Supplies	$ 1,594	$ 2,294	$ 2,190	$ 2,929	$ 1,922	$ 755	$ 2,250	$ 2,250	33.54%
60010 - Operating Supplies	$ 2,456	$ 3,061	$ 9,590	$ 11,264	$ 4,102	$ 284	$ 2,000	$ 2,000	14.22%
60020 - Computer Related Supplies	$ 7,642	$ 1,625	$ 7,459	$ 1,315	$ 1,768	$ 171	$ 2,000	$ 2,000	8.56%
60080 - Employee Recognition Supplies	$ 803	$ 1,133	$ 1,461	$ 1,376	$ 1,750	$ 279	$ 1,000	$ 1,000	27.93%
60265 - Public Health Commodities - Coronavirus	$ -	$ -	$ -	$ -	$ -	$ -	$ -	$ -	0.00%
64000 - Telephone	$ 95,543	$ 116,857	$ 121,755	$ 80,343	$ 81,355	$ -	$ 85,196	$ 85,196	0.00%
Contingency and Other	**$ -**	**$ -**	**$ -**	**$ -**	**$ -**	**$ -**	**$ -**	**$ -**	**0.00%**
89000 - Addition to Fund Balance	$ -	$ -	$ -	$ -	$ -	$ -	$ -	$ -	0.00%
Contractual Services	**$ 117,274**	**$ 155,779**	**$ 324,091**	**$ 410,621**	**$ 584,948**	**$ 149,839**	**$ 417,298**	**$ 417,298**	**35.91%**
50150 - Contractual/Consulting Services	$ 38,345	$ 42,340	$ 193,215	$ 58,483	$ 59,653	$ 22,247	$ 57,129	$ 57,129	38.94%
50235 - Public Health Services - Coronavirus	$ -	$ -	$ -	$ -	$ -	$ -	$ -	$ -	0.00%
52130 - Repairs and Maint- Computers	$ 2,568	$ 3,823	$ 3,230	$ 4,673	$ 3,752	$ -	$ 4,000	$ 4,000	0.00%
52140 - Repairs and Maint- Copiers	$ 79	$ 24	$ 86	$ 1,668	$ 6,234	$ -	$ 400	$ 400	0.00%
52150 - Repairs and Maint- Comm Equip	$ -	$ 24,338	$ 1,638	$ 230,317	$ 397,007	$ 96,492	$ 232,169	$ 232,169	41.56%
52160 - Repairs and Maint- Equipment	$ 7,723	$ 5,312	$ 20,856	$ 16,750	$ 3,520	$ -	$ 5,000	$ 5,000	0.00%
52190 - Equipment Rental	$ 27,060	$ 27,332	$ 27,448	$ 29,493	$ 29,541	$ 29,173	$ 30,100	$ 30,100	96.92%
52220 - Equipment Lease	$ -	$ 48	$ -	$ 48	$ -	$ -	$ -	$ -	0.00%
53000 - Liability Insurance	$ 26,755	$ 32,903	$ 46,452	$ 47,062	$ 71,642	$ -	$ 71,462	$ 71,462	0.00%
53020 - Unemployment Claims	$ 845	$ 993	$ 636	$ 757	$ 966	$ -	$ 1,150	$ 1,150	0.00%
53040 - General Advertising	$ 923	$ 857	$ 1,059	$ 1,081	$ 547	$ 53	$ 500	$ 500	10.58%
53100 - Conferences and Meetings	$ 5,175	$ 9,655	$ 11,419	$ 10,136	$ 6,034	$ 143	$ 6,000	$ 6,000	2.38%
53110 - Employee Training	$ 5,235	$ 3,299	$ 13,652	$ 4,836	$ 2,628	$ 740	$ 4,000	$ 4,000	18.50%
53120 - Employee Mileage Expense	$ 431	$ 2,579	$ 2,260	$ 2,323	$ 1,297	$ 229	$ 3,000	$ 3,000	7.65%

Committee Revenue Expense Budget Report - by Account Detail

Through April 30, 2026 (41.7% YTD, 42.31% Payroll Expense through Pay Period Ending 04/25/2026)

***2021, 2022, 2023, 2024, 2025 DRAFT** and 2026 Actual Fiscal Year**

Department / Fund / Account Classification	2021 Actual Amount*	2022 Actual Amount*	2023 Actual Amount*	2024 Actual Amount*	2025 Actual Amount DRAFT**	2026 Actual Amount	2026 Amended Budget	2026 Adopted Budget	2026 YTD% Actual/Amended Budget
53130 - General Association Dues	$ 900	$ 714	$ 674	$ 646	$ 452	$ 260	$ 1,000	$ 1,000	26.00%
53160 - Pre-Employment Physicals	$ 1,236	$ 1,563	$ 1,466	$ 2,348	$ 1,676	$ 502	$ 1,388	$ 1,388	36.17%
Personnel Services- Employee Benefits	**$ 501,239**	**$ 502,393**	**$ 504,041**	**$ 540,765**	**$ 522,826**	**$ 210,917**	**$ 639,224**	**$ 636,278**	**33.00%**
45000 - Healthcare Contribution	$ 225,292	$ 249,677	$ 253,779	$ 255,649	$ 240,841	$ 99,912	$ 304,897	$ 304,897	32.77%
45009 - Healthcare Subsidy	$ (267)	$ -	$ -	$ -	$ -	$ -	$ -	$ -	0.00%
45010 - Dental Contribution	$ 6,621	$ 6,974	$ 6,788	$ 7,101	$ 6,940	$ 2,720	$ 11,752	$ 11,752	23.15%
45019 - Dental Subsidy	$ (9)	$ -	$ -	$ -	$ -	$ -	$ -	$ -	0.00%
45100 - FICA/SS Contribution	$ 106,206	$ 109,633	$ 124,485	$ 155,015	$ 142,054	$ 58,738	$ 155,828	$ 154,240	37.69%
45109 - FICA/SS Subsidy	$ (164)	$ (447)	$ -	$ -	$ -	$ -	$ -	$ -	0.00%
45200 - IMRF Contribution	$ 121,804	$ 97,239	$ 83,673	$ 90,616	$ 97,836	$ 49,546	$ 131,862	$ 130,504	37.57%
45209 - IMRF Subsidy	$ (206)	$ (393)	$ -	$ -	$ -	$ -	$ -	$ -	0.00%
53010 - Workers Compensation	$ 41,963	$ 39,711	$ 35,316	$ 32,384	$ 35,156	$ -	$ 34,885	$ 34,885	0.00%
Personnel Services- Salaries & Wages	**$ 1,440,983**	**$ 1,489,804**	**$ 1,820,098**	**$ 1,960,023**	**$ 2,129,482**	**$ 917,558**	**$ 2,036,627**	**$ 2,015,865**	**45.05%**
40000 - Salaries and Wages	$ 1,210,278	$ 1,253,304	$ 1,449,075	$ 1,617,071	$ 1,791,115	$ 784,375	$ 1,936,627	$ 1,915,865	40.50%
40002 - Non-Union Wage Increase	$ -	$ -	$ -	$ -	$ -	$ -	$ -	$ -	0.00%
40003 - Cost of Living Increase	$ -	$ -	$ -	$ -	$ -	$ -	$ -	$ -	0.00%
40009 - Salaries and Wages Subsidy	$ (2,118)	$ (5,846)	$ -	$ -	$ -	$ -	$ -	$ -	0.00%
40200 - Overtime Salaries	$ 233,047	$ 242,346	$ 371,023	$ 342,951	$ 338,366	$ 133,183	$ 100,000	$ 100,000	133.18%
40209 - Overtime Subsidy	$ (224)	$ -	$ -	$ -	$ -	$ -	$ -	$ -	0.00%
Transfers Out	**$ 111,151**	**$ 108,445**	**$ 110,973**	**$ 105,650**	**$ 63,866**	**$ 68,835**	**$ 68,835**	**$ 68,835**	**100.00%**
99000 - Transfer To Other Funds	$ 111,151	$ -	$ -	$ -	$ -	$ -	$ -	$ -	0.00%
99001 - Transfer to General Fund 001	$ -	$ 108,445	$ 110,973	$ 105,650	$ 63,866	$ 68,835	$ 68,835	$ 68,835	100.00%
430 Court Services									
001 General Fund									
Revenue	***$ 6,865,452***	***$ 7,314,443***	***$ 8,096,739***	***$ 8,352,737***	***$ 8,805,460***	***$ 3,450,229***	***$ 8,778,000***	***$ 8,778,000***	***39.31%***
Reimbursements	**$ 6,741,456**	**$ 7,205,378**	**$ 7,984,198**	**$ 8,244,908**	**$ 8,702,216**	**$ 3,377,621**	**$ 8,687,000**	**$ 8,687,000**	**38.88%**
37080 - Probation Salary Reimbursement	$ 5,768,271	$ 5,828,269	$ 6,498,090	$ 7,094,614	$ 7,793,868	$ 2,908,819	$ 7,400,000	$ 7,400,000	39.31%
37090 - Youth Home Reimbursement	$ 885,349	$ 1,261,454	$ 1,376,154	$ 1,008,300	$ 823,680	$ 427,618	$ 1,200,000	$ 1,200,000	35.63%
37550 - Treatment Alt Court Reimbursement	$ 5,150	$ 7,546	$ 8,726	$ 4,661	$ 5,179	$ 2,802	$ 5,000	$ 5,000	56.05%
37570 - IL State Board Education (ISBE) Reimbursement	$ 82,375	$ 108,108	$ 101,228	$ 110,459	$ 66,422	$ 26,307	$ 80,000	$ 80,000	32.88%
37900 - Miscellaneous Reimbursement	$ 310	$ -	$ -	$ 26,874	$ 13,067	$ 12,074	$ 2,000	$ 2,000	603.71%
Charges for Services	**$ 123,996**	**$ 109,066**	**$ 112,541**	**$ 105,329**	**$ 103,244**	**$ 72,608**	**$ 91,000**	**$ 91,000**	**79.79%**
34480 - KIDS Program Fees	$ 113,378	$ 99,810	$ 98,033	$ 101,858	$ 102,230	$ 45,225	$ 90,000	$ 90,000	50.25%
34490 - Electronic Monitoring Fees	$ 8,153	$ 7,772	$ 5,279	$ 1,030	$ -	$ 2,042	$ -	$ -	0.00%
34500 - JCS Custody Parental Sup Fees	$ -	$ -	$ -	$ -	$ -	$ -	$ -	$ -	0.00%
34520 - Mental Health/Specialty Court Fees	$ -	$ -	$ 8,300	$ -	$ -	$ 25,091	$ -	$ -	0.00%
34880 - Interstate Compact Fees	$ 1,664	$ 1,259	$ 875	$ 1,388	$ 1,000	$ 250	$ 1,000	$ 1,000	25.00%
35050 - Domestic Violence GPS Fees	$ 802	$ 224	$ 54	$ 1,053	$ 14	$ -	$ -	$ -	0.00%
Grants	**$ -**	**$ -**	**$ -**	**$ 2,500**	**$ -**	**$ -**	**$ -**	**$ -**	**0.00%**
32100 - Treatment Alt Court Grant	$ -	$ -	$ -	$ 2,500	$ -	$ -	$ -	$ -	0.00%

Committee Revenue Expense Budget Report - by Account Detail

Through April 30, 2026 (41.7% YTD, 42.31% Payroll Expense through Pay Period Ending 04/25/2026)

***2021, 2022, 2023, 2024, 2025 DRAFT** and 2026 Actual Fiscal Year**

Department / Fund / Account Classification	2021 Actual Amount*	2022 Actual Amount*	2023 Actual Amount*	2024 Actual Amount*	2025 Actual Amount DRAFT**	2026 Actual Amount	2026 Amended Budget	2026 Adopted Budget	2026 YTD% Actual/Amended Budget
Expenses	***$ 12,486,753***	***$ 13,185,913***	***$ 14,121,759***	***$ 13,939,808***	***$ 13,354,368***	***$ 5,302,956***	***$ 13,933,396***	***$ 12,877,899***	***38.06%***
Capital	**$ 32,000**	**$ 16,864**	**$ 18,908**	**$ 94,448**	**$ -**	**$ -**	**$ -**	**$ -**	**0.00%**
70050 - Printers	$ -	$ -	$ -	$ -	$ -	$ -	$ -	$ -	0.00%
70070 - Automotive Equipment	$ -	$ -	$ -	$ 88,698	$ -	$ -	$ -	$ -	0.00%
70080 - Office Furniture	$ -	$ 1,365	$ -	$ 5,750	$ -	$ -	$ -	$ -	0.00%
70090 - Office Equipment	$ -	$ -	$ -	$ -	$ -	$ -	$ -	$ -	0.00%
70110 - Machinery and Equipment	$ -	$ -	$ -	$ -	$ -	$ -	$ -	$ -	0.00%
70120 - Special Purpose Equipment	$ -	$ -	$ 18,908	$ -	$ -	$ -	$ -	$ -	0.00%
72010 - Building Improvements	$ 32,000	$ 15,499	$ -	$ -	$ -	$ -	$ -	$ -	0.00%
Commodities	**$ 363,521**	**$ 460,587**	**$ 360,539**	**$ 464,764**	**$ 440,656**	**$ 101,905**	**$ 301,200**	**$ -**	**33.83%**
60000 - Office Supplies	$ 15,081	$ 21,142	$ 14,100	$ 17,941	$ 24,088	$ 1,365	$ 9,750	$ -	14.00%
60010 - Operating Supplies	$ 74,525	$ 157,944	$ 38,725	$ 52,756	$ 64,712	$ 6,777	$ 39,900	$ -	16.98%
60020 - Computer Related Supplies	$ 17,354	$ 20,334	$ 25,701	$ 47,645	$ 25,986	$ 11,532	$ 18,250	$ -	63.19%
60040 - Postage	$ 28	$ 82	$ 184	$ 172	$ 297	$ -	$ 100	$ -	0.00%
60050 - Books and Subscriptions	$ 2,815	$ 5,219	$ 3,982	$ 5,648	$ 5,459	$ 3,080	$ 3,000	$ -	102.68%
60055 - Office Equipment - Non Capital	$ 2,720	$ 27	$ -	$ -	$ -	$ -	$ 5,000	$ -	0.00%
60070 - Computer Hardware- Non Capital	$ 1,903	$ 7,640	$ -	$ 1,200	$ -	$ -	$ -	$ -	0.00%
60100 - Utilities- Water	$ 14,422	$ 16,306	$ 13,810	$ 14,353	$ 1,719	$ -	$ 13,000	$ -	0.00%
60160 - Cleaning Supplies	$ -	$ -	$ -	$ -	$ -	$ -	$ -	$ -	0.00%
60210 - Uniform Supplies	$ 17,691	$ 14,646	$ 15,071	$ 11,397	$ 59,242	$ 1,260	$ 8,250	$ -	15.27%
60220 - Weapons and Ammunition	$ -	$ -	$ -	$ -	$ 96	$ -	$ 500	$ -	0.00%
60230 - Food	$ 181,734	$ 137,549	$ 162,480	$ 185,110	$ 138,371	$ 43,645	$ 60,000	$ -	72.74%
60235 - National School Lunch Program	$ -	$ -	$ -	$ -	$ 26,342	$ 18,774	$ 80,000	$ -	23.47%
60240 - Clothing Supplies	$ -	$ -	$ -	$ 1,918	$ 9,562	$ 973	$ 2,000	$ -	48.66%
60250 - Medical Supplies and Drugs	$ 9,665	$ 14,303	$ 22,484	$ 63,421	$ 8,229	$ 2,525	$ 15,050	$ -	16.78%
60265 - Public Health Commodities - Coronavirus	$ -	$ 522	$ -	$ -	$ -	$ -	$ -	$ -	0.00%
60270 - Occupational Therapy Supplies	$ 167	$ 692	$ -	$ 149	$ -	$ -	$ -	$ -	0.00%
60450 - Drug Court Graduation Supplies	$ 615	$ -	$ 179	$ 827	$ 331	$ -	$ 500	$ -	0.00%
60460 - Subscription Databases	$ -	$ 380	$ 1,039	$ 1,108	$ 1,146	$ 215	$ 1,000	$ -	21.50%
60490 - Equipment < $1000	$ -	$ 4,868	$ 5,025	$ 2,666	$ 556	$ -	$ -	$ -	0.00%
60500 - Equipment > $1000	$ -	$ 13,859	$ 5,662	$ -	$ -	$ -	$ -	$ -	0.00%
60520 - Incentives	$ 6,397	$ 8,915	$ 4,520	$ 12,128	$ 30,544	$ 861	$ 7,500	$ -	11.49%
60540 - Testing Materials	$ 9,781	$ 4,860	$ 9,823	$ 7,042	$ 8,375	$ 1,543	$ 8,000	$ -	19.29%
60550 - Peer Group Activities Supplies	$ -	$ 140	$ 490	$ 752	$ 3,752	$ 548	$ 1,000	$ -	54.80%
60580 - Special Purpose Equip - Non-Capital	$ -	$ 221	$ -	$ -	$ -	$ -	$ -	$ -	0.00%
63040 - Fuel- Vehicles	$ 7,833	$ 12,106	$ 12,937	$ 10,057	$ 8,347	$ 2,154	$ 9,250	$ -	23.28%
64010 - Cellular Phone	$ -	$ 18,831	$ 18,662	$ 18,708	$ 16,641	$ 5,805	$ 18,800	$ -	30.88%
65000 - Miscellaneous Supplies	$ 792	$ -	$ 5,664	$ 9,766	$ 6,862	$ 848	$ 350	$ -	242.31%
Contingency and Other	**$ -**	**$ -**	**$ -**	**$ -**	**$ -**	**$ -**	**$ -**	**$ 12,877,899**	**0.00%**
85000 - Allowance for Budget Expense	$ -	$ -	$ -	$ -	$ -	$ -	$ -	$ 12,877,899	0.00%
Contractual Services	**$ 791,923**	**$ 939,896**	**$ 987,387**	**$ 1,683,149**	**$ 1,181,383**	**$ 437,229**	**$ 997,016**	**$ -**	**43.85%**
50150 - Contractual/Consulting Services	$ 3,500	$ 3,075	$ 5,800	$ 53,111	$ 45,771	$ 25,311	$ 19,800	$ -	127.83%
50160 - Legal Services	$ -	$ 9,495	$ 6,120	$ 3,870	$ 60,987	$ 14,895	$ 75,000	$ -	19.86%
50200 - Psychological/Psychiatric Srvs	$ 106,607	$ 113,290	$ 124,675	$ 142,322	$ 107,769	$ 39,204	$ 118,600	$ -	33.06%
50210 - Medical/Dental/Hospital Services	$ 435,569	$ 436,090	$ 440,093	$ 421,441	$ 465,591	$ 199,432	$ 525,000	$ -	37.99%

Committee Revenue Expense Budget Report - by Account Detail

Through April 30, 2026 (41.7% YTD, 42.31% Payroll Expense through Pay Period Ending 04/25/2026)

***2021, 2022, 2023, 2024, 2025 DRAFT** and 2026 Actual Fiscal Year**

Department / Fund / Account Classification	2021 Actual Amount*	2022 Actual Amount*	2023 Actual Amount*	2024 Actual Amount*	2025 Actual Amount DRAFT**	2026 Actual Amount	2026 Amended Budget	2026 Adopted Budget	2026 YTD% Actual/Amended Budget
50235 - Public Health Services - Coronavirus	$ -	$ 100	$ 9,800	$ -	$ -	$ -	$ -	$ -	0.00%
50340 - Software Licensing Cost	$ 1,035	$ 425	$ 220	$ 4,408	$ 1,918	$ 16,972	$ 1,150	$ -	1,475.84%
50420 - Juvenile Board and Care	$ 22,778	$ 32,786	$ 29,279	$ 263,543	$ 47,147	$ 2,059	$ 22,000	$ -	9.36%
50480 - Security Services	$ -	$ 150	$ 21,450	$ 28,277	$ 31,515	$ 9,405	$ 42,000	$ -	22.39%
50490 - Destruction of Records Services	$ 309	$ 1,890	$ 189	$ 2,318	$ 1,449	$ 720	$ 250	$ -	288.00%
50500 - Lab Services	$ 9,182	$ 35,843	$ 26,483	$ 96,518	$ 99,325	$ 100	$ 2,300	$ -	4.33%
50630 - Halfway House	$ -	$ 680	$ 340	$ -	$ -	$ -	$ -	$ -	0.00%
52010 - Janitorial Services	$ 18,970	$ 19,524	$ 22,977	$ 19,662	$ 13,344	$ 5,560	$ 7,200	$ -	77.22%
52110 - Repairs and Maint- Buildings	$ 8,915	$ 32,453	$ 11,873	$ 2,698	$ 2,464	$ 1,060	$ 2,406	$ -	44.05%
52120 - Repairs and Maint- Grounds	$ -	$ 15,850	$ -	$ -	$ -	$ -	$ -	$ -	0.00%
52130 - Repairs and Maint- Computers	$ -	$ -	$ -	$ -	$ -	$ -	$ -	$ -	0.00%
52140 - Repairs and Maint- Copiers	$ 3,085	$ 2,924	$ 3,774	$ 3,828	$ 2,097	$ 1,285	$ 2,950	$ -	43.57%
52150 - Repairs and Maint- Comm Equip	$ 16,924	$ 27,308	$ 43,905	$ 366,005	$ 89,542	$ 18,135	$ 36,360	$ -	49.88%
52160 - Repairs and Maint- Equipment	$ 22,289	$ 17,392	$ 7,353	$ 12,005	$ 14,684	$ 2,552	$ 7,000	$ -	36.46%
52180 - Building Space Rental	$ 64,227	$ 65,512	$ 67,367	$ 68,158	$ 69,522	$ 29,498	$ 35,400	$ -	83.33%
52190 - Equipment Rental	$ 9,187	$ 9,112	$ 8,043	$ 8,542	$ 7,683	$ -	$ 8,600	$ -	0.00%
52230 - Repairs and Maint- Vehicles	$ 13,326	$ 17,916	$ 17,033	$ 29,052	$ 20,592	$ 6,274	$ 16,000	$ -	39.22%
52240 - Repairs and Maint- Office Equip	$ 1,927	$ 3,330	$ 2,677	$ 866	$ 243	$ 102	$ 1,900	$ -	5.38%
53000 - Liability Insurance	$ -	$ -	$ -	$ 751	$ 1,176	$ 751	$ 3,000	$ -	25.03%
53040 - General Advertising	$ 9,353	$ 6,687	$ -	$ 66	$ 1,892	$ -	$ 1,000	$ -	0.00%
53050 - Employment Advertising	$ 2,119	$ 12,024	$ 5,094	$ -	$ -	$ -	$ 500	$ -	0.00%
53060 - General Printing	$ 10	$ -	$ -	$ -	$ -	$ -	$ 50	$ -	0.00%
53100 - Conferences and Meetings	$ 20,343	$ 33,259	$ 77,887	$ 92,457	$ 40,449	$ 27,939	$ 25,750	$ -	108.50%
53110 - Employee Training	$ 6,787	$ 28,976	$ 32,877	$ 30,830	$ 29,242	$ 19,140	$ 23,300	$ -	82.15%
53120 - Employee Mileage Expense	$ 674	$ 1,087	$ 1,148	$ 2,711	$ 1,615	$ 1,226	$ 1,450	$ -	84.56%
53130 - General Association Dues	$ 4,653	$ 687	$ 4,396	$ 7,356	$ 8,702	$ 8,607	$ 5,200	$ -	165.51%
53170 - Employee Medical Expense	$ -	$ -	$ -	$ -	$ 66	$ -	$ -	$ -	0.00%
55000 - Miscellaneous Contractual Exp	$ 10,092	$ 12,032	$ 16,534	$ 22,355	$ 16,599	$ 7,002	$ 12,850	$ -	54.49%
55050 - Grant Services	$ 62	$ -	$ -	$ -	$ -	$ -	$ -	$ -	0.00%
Personnel Services- Employee Benefits	**$ 1,849,083**	**$ 1,946,810**	**$ 2,133,741**	**$ 2,260,581**	**$ -**	**$ -**	**$ -**	**$ -**	**0.00%**
45000 - Healthcare Contribution	$ 1,791,314	$ 1,890,486	$ 2,078,858	$ 2,201,245	$ -	$ -	$ -	$ -	0.00%
45010 - Dental Contribution	$ 57,769	$ 56,324	$ 54,882	$ 59,336	$ -	$ -	$ -	$ -	0.00%
45100 - FICA/SS Contribution	$ -	$ -	$ -	$ -	$ -	$ -	$ -	$ -	0.00%
45200 - IMRF Contribution	$ -	$ -	$ -	$ -	$ -	$ -	$ -	$ -	0.00%
53010 - Workers Compensation	$ -	$ -	$ -	$ -	$ -	$ -	$ -	$ -	0.00%
Personnel Services- Salaries & Wages	**$ 9,450,226**	**$ 9,821,756**	**$ 10,621,185**	**$ 11,697,446**	**$ 11,732,329**	**$ 4,763,822**	**$ 12,635,180**	**$ -**	**37.70%**
40000 - Salaries and Wages	$ 9,368,352	$ 9,696,426	$ 10,524,782	$ 11,624,476	$ 11,668,890	$ 4,723,892	$ 12,570,176	$ -	37.58%
40002 - Non-Union Wage Increase	$ -	$ -	$ -	$ -	$ -	$ -	$ -	$ -	0.00%
40003 - Cost of Living Increase	$ -	$ -	$ -	$ -	$ -	$ -	$ -	$ -	0.00%
40005 - New Position Budget Moved to Contingency	$ -	$ -	$ -	$ -	$ -	$ -	$ -	$ -	0.00%
40006 - Union Wage Increase	$ -	$ -	$ -	$ -	$ -	$ -	$ -	$ -	0.00%
40007 - Equity Study Adjustments	$ -	$ -	$ -	$ -	$ -	$ -	$ -	$ -	0.00%
40200 - Overtime Salaries	$ 63,338	$ 106,794	$ 78,046	$ 54,471	$ 44,939	$ 32,430	$ 47,003	$ -	69.00%
40315 - Kids First Stipend	$ 18,536	$ 18,536	$ 18,357	$ 18,500	$ 18,500	$ 7,500	$ 18,001	$ -	41.66%
Services	**$ -**	**$ -**	**$ -**	**$ (2,260,581)**	**$ -**	**$ -**	**$ -**	**$ -**	**0.00%**
45005 - Healthcare Contribution Contra Account	$ -	$ -	$ -	$ (2,201,245)	$ -	$ -	$ -	$ -	0.00%
45015 - Dental Insurance Contra Account	$ -	$ -	$ -	$ (59,336)	$ -	$ -	$ -	$ -	0.00%
45105 - FICA/SS Contribution Contra Account	$ -	$ -	$ -	$ -	$ -	$ -	$ -	$ -	0.00%
45205 - IMRF Contribution Contra Account	$ -	$ -	$ -	$ -	$ -	$ -	$ -	$ -	0.00%

Committee Revenue Expense Budget Report - by Account Detail

Through April 30, 2026 (41.7% YTD, 42.31% Payroll Expense through Pay Period Ending 04/25/2026)

***2021, 2022, 2023, 2024, 2025 DRAFT** and 2026 Actual Fiscal Year**

Department / Fund / Account Classification	2021 Actual Amount*	2022 Actual Amount*	2023 Actual Amount*	2024 Actual Amount*	2025 Actual Amount DRAFT**	2026 Actual Amount	2026 Amended Budget	2026 Adopted Budget	2026 YTD% Actual/Amended Budget
53015 - Worker's Comp Contra Account	$ -	$ -	$ -	$ -	$ -	$ -	$ -	$ -	0.00%
270 Probation Services									
Revenue	***$ 1,040,045***	***$ 827,911***	***$ 793,545***	***$ 891,414***	***$ 779,920***	***$ 311,964***	***$ 792,800***	***$ 792,800***	***39.35%***
Interest Revenue	**$ -**	**$ -**	**$ 40,408**	**$ 164,305**	**$ 130,937**	**$ 18,058**	**$ 26,128**	**$ 26,128**	**69.11%**
38000 - Investment Income	$ -	$ -	$ 40,408	$ 164,305	$ 130,925	$ 18,058	$ 26,128	$ 26,128	69.11%
38030 - Investment Income- Other Depts	$ -	$ -	$ -	$ -	$ 13	$ -	$ -	$ -	0.00%
Other	**$ -**	**$ -**	**$ -**	**$ -**	**$ -**	**$ -**	**$ 178,272**	**$ 178,272**	**0.00%**
39900 - Fund Balance Utilization	$ -	$ -	$ -	$ -	$ -	$ -	$ 178,272	$ 178,272	0.00%
Reimbursements	**$ 10,635**	**$ 5,510**	**$ 3,746**	**$ 10,298**	**$ 24,188**	**$ 21,329**	**$ 6,000**	**$ 6,000**	**355.48%**
37120 - Polygraph Testing Reimbursement	$ 2,635	$ 1,510	$ 1,664	$ 2,350	$ 420	$ 530	$ 1,000	$ 1,000	53.00%
37900 - Miscellaneous Reimbursement	$ 8,000	$ 4,000	$ 2,082	$ 7,948	$ 23,768	$ 20,799	$ 5,000	$ 5,000	415.98%
Charges for Services	**$ 950,310**	**$ 822,401**	**$ 749,391**	**$ 716,810**	**$ 624,795**	**$ 272,577**	**$ 582,400**	**$ 582,400**	**46.80%**
34540 - DNA Indexing Fees	$ 1,289	$ 1,497	$ 1,133	$ 559	$ 16	$ 357	$ 200	$ 200	178.71%
34550 - GPS Monitoring Fees	$ 6,066	$ 926	$ 1,221	$ 99	$ -	$ -	$ 100	$ 100	0.00%
35060 - Risk Assessment Fees	$ 238	$ 606	$ 50	$ 181	$ 108	$ 9	$ 100	$ 100	8.58%
35200 - Protective Order Violation Fees	$ 5,031	$ 1,961	$ 3,321	$ 2,226	$ 3,144	$ 1,113	$ 2,000	$ 2,000	55.63%
35290 - Probation Fee Court Cost	$ 175,564	$ 179,292	$ 189,151	$ 206,069	$ 198,161	$ 79,718	$ 180,000	$ 180,000	44.29%
35900 - Miscellaneous Fees	$ 762,122	$ 638,120	$ 554,515	$ 507,676	$ 423,365	$ 191,380	$ 400,000	$ 400,000	47.85%
Transfers In	**$ 79,100**	**$ -**	**$ -**	**$ -**	**$ -**	**$ -**	**$ -**	**$ -**	**0.00%**
39000 - Transfer From Other Funds	$ 79,100	$ -	$ -	$ -	$ -	$ -	$ -	$ -	0.00%
Expenses	***$ 1,056,382***	***$ 1,197,471***	***$ 1,246,412***	***$ 1,502,037***	***$ 952,649***	***$ 486,517***	***$ 792,800***	***$ 792,800***	***61.37%***
Capital	**$ 17,795**	**$ 28,404**	**$ -**	**$ -**	**$ -**	**$ -**	**$ -**	**$ -**	**0.00%**
70120 - Special Purpose Equipment	$ -	$ 28,404	$ -	$ -	$ -	$ -	$ -	$ -	0.00%
72010 - Building Improvements	$ 17,795	$ -	$ -	$ -	$ -	$ -	$ -	$ -	0.00%
Commodities	**$ 13,087**	**$ 20,616**	**$ 19,055**	**$ 22,697**	**$ 21,997**	**$ 1,185**	**$ 21,000**	**$ 21,000**	**5.64%**
60000 - Office Supplies	$ -	$ -	$ -	$ -	$ -	$ -	$ -	$ -	0.00%
60010 - Operating Supplies	$ -	$ -	$ -	$ -	$ -	$ -	$ -	$ -	0.00%
60020 - Computer Related Supplies	$ 6,200	$ -	$ -	$ -	$ -	$ -	$ 1,000	$ 1,000	0.00%
60050 - Books and Subscriptions	$ -	$ -	$ -	$ -	$ -	$ -	$ -	$ -	0.00%
60060 - Computer Software- Non Capital	$ -	$ -	$ -	$ -	$ -	$ -	$ -	$ -	0.00%
60070 - Computer Hardware- Non Capital	$ -	$ -	$ -	$ -	$ -	$ -	$ -	$ -	0.00%
60210 - Uniform Supplies	$ -	$ -	$ -	$ -	$ -	$ -	$ -	$ -	0.00%
60220 - Weapons and Ammunition	$ -	$ -	$ -	$ -	$ -	$ -	$ -	$ -	0.00%
60250 - Medical Supplies and Drugs	$ -	$ -	$ -	$ -	$ -	$ -	$ -	$ -	0.00%
60520 - Incentives	$ 5,070	$ 13,203	$ 14,157	$ 17,720	$ 14,700	$ -	$ 15,000	$ 15,000	0.00%
60540 - Testing Materials	$ 1,817	$ 7,413	$ 4,898	$ 4,977	$ 7,297	$ 1,185	$ 5,000	$ 5,000	23.70%
Contingency and Other	**$ -**	**$ -**	**$ -**	**$ -**	**$ -**	**$ -**	**$ 8,400**	**$ 8,400**	**0.00%**

Committee Revenue Expense Budget Report - by Account Detail

Through April 30, 2026 (41.7% YTD, 42.31% Payroll Expense through Pay Period Ending 04/25/2026)

***2021, 2022, 2023, 2024, 2025 DRAFT** and 2026 Actual Fiscal Year**

Department / Fund / Account Classification	2021 Actual Amount*	2022 Actual Amount*	2023 Actual Amount*	2024 Actual Amount*	2025 Actual Amount DRAFT**	2026 Actual Amount	2026 Amended Budget	2026 Adopted Budget	2026 YTD% Actual/Amended Budget
89000 - Addition to Fund Balance	$ -	$ -	$ -	$ -	$ -	$ -	$ 8,400	$ 8,400	0.00%
Contractual Services	**$ 598,593**	**$ 775,101**	**$ 854,008**	**$ 1,105,990**	**$ 930,652**	**$ 485,332**	**$ 763,400**	**$ 763,400**	**63.58%**
50150 - Contractual/Consulting Services	$ 83,596	$ 87,015	$ 265,653	$ 256,156	$ 242,185	$ 56,261	$ 160,000	$ 160,000	35.16%
50160 - Legal Services	$ 40,815	$ 10,463	$ -	$ -	$ -	$ -	$ -	$ -	0.00%
50190 - Court Appointed Counsel	$ -	$ -	$ -	$ -	$ -	$ -	$ -	$ -	0.00%
50200 - Psychological/Psychiatric Srvs	$ 384,233	$ 530,742	$ 469,063	$ 352,152	$ 266,005	$ 133,994	$ 350,000	$ 350,000	38.28%
50340 - Software Licensing Cost	$ 69,865	$ 71,578	$ 75,905	$ 491,246	$ 419,877	$ 293,633	$ 239,400	$ 239,400	122.65%
50410 - Polygraph Testing	$ 900	$ 2,650	$ 2,400	$ 4,300	$ 350	$ 350	$ 2,000	$ 2,000	17.50%
50420 - Juvenile Board and Care	$ -	$ -	$ -	$ -	$ -	$ -	$ -	$ -	0.00%
50480 - Security Services	$ 13,585	$ 17,264	$ 5,225	$ -	$ -	$ -	$ -	$ -	0.00%
50500 - Lab Services	$ -	$ 366	$ 11	$ -	$ -	$ -	$ -	$ -	0.00%
50530 - Testing Services	$ -	$ -	$ -	$ 158	$ -	$ 1,094	$ -	$ -	0.00%
53100 - Conferences and Meetings	$ 2,732	$ 4,686	$ 10,036	$ 1,978	$ 1,790	$ -	$ 5,000	$ 5,000	0.00%
53110 - Employee Training	$ -	$ 46,270	$ 25,715	$ -	$ 445	$ -	$ 4,000	$ 4,000	0.00%
53130 - General Association Dues	$ -	$ 1,200	$ -	$ -	$ -	$ -	$ 1,000	$ 1,000	0.00%
55000 - Miscellaneous Contractual Exp	$ 2,867	$ 2,867	$ -	$ -	$ -	$ -	$ 2,000	$ 2,000	0.00%
Transfers Out	**$ 426,906**	**$ 373,350**	**$ 373,350**	**$ 373,350**	**$ -**	**$ -**	**$ -**	**$ -**	**0.00%**
99000 - Transfer To Other Funds	$ 426,906	$ -	$ -	$ -	$ -	$ -	$ -	$ -	0.00%
99273 - Transfer to Drug Court Special Resources Fund 273	$ -	$ 373,350	$ 373,350	$ 373,350	$ -	$ -	$ -	$ -	0.00%
271 Substance Abuse Screening									
Revenue	***$ 30,822***	***$ 9,279***	***$ 38,131***	***$ 39,978***	***$ 42,553***	***$ 8,076***	***$ 70,000***	***$ 70,000***	***11.54%***
Interest Revenue	**$ (39)**	**$ (6,698)**	**$ 25,388**	**$ 30,603**	**$ 32,586**	**$ 4,581**	**$ 14,829**	**$ 14,829**	**30.90%**
38000 - Investment Income	$ (39)	$ (6,698)	$ 25,388	$ 30,603	$ 32,586	$ 4,581	$ 14,829	$ 14,829	30.90%
Other	**$ -**	**$ -**	**$ -**	**$ -**	**$ -**	**$ -**	**$ 45,171**	**$ 45,171**	**0.00%**
39900 - Fund Balance Utilization	$ -	$ -	$ -	$ -	$ -	$ -	$ 45,171	$ 45,171	0.00%
Charges for Services	**$ 18,558**	**$ 14,080**	**$ 12,743**	**$ 9,375**	**$ 9,967**	**$ 3,494**	**$ 10,000**	**$ 10,000**	**34.94%**
34530 - Substance Abuse Screening Fees	$ 18,558	$ 14,080	$ 12,743	$ 9,375	$ 9,967	$ 3,494	$ 10,000	$ 10,000	34.94%
Transfers In	**$ 12,303**	**$ 1,897**	**$ -**	**$ -**	**$ -**	**$ -**	**$ -**	**$ -**	**0.00%**
39000 - Transfer From Other Funds	$ 12,303	$ 1,897	$ -	$ -	$ -	$ -	$ -	$ -	0.00%
Expenses	***$ 12,880***	***$ 30,226***	***$ 45,818***	***$ 459***	***$ -***	***$ 26,818***	***$ 70,000***	***$ 70,000***	***38.31%***
Commodities	**$ 376**	**$ 104**	**$ 863**	**$ 459**	**$ -**	**$ 120**	**$ -**	**$ -**	**0.00%**
60250 - Medical Supplies and Drugs	$ 376	$ 104	$ 863	$ 459	$ -	$ 120	$ -	$ -	0.00%
Contingency and Other	**$ -**	**$ -**	**$ -**	**$ -**	**$ -**	**$ -**	**$ -**	**$ -**	**0.00%**
89000 - Addition to Fund Balance	$ -	$ -	$ -	$ -	$ -	$ -	$ -	$ -	0.00%
Contractual Services	**$ 12,504**	**$ 30,122**	**$ 44,955**	**$ -**	**$ -**	**$ 26,698**	**$ 70,000**	**$ 70,000**	**38.14%**
50500 - Lab Services	$ 12,466	$ 30,122	$ 44,955	$ -	$ -	$ 26,698	$ 70,000	$ 70,000	38.14%
53040 - General Advertising	$ 38	$ -	$ -	$ -	$ -	$ -	$ -	$ -	0.00%
273 Drug Court Special Resources									
Revenue	***$ 684,993***	***$ 437,726***	***$ 696,561***	***$ 647,397***	***$ 178,264***	***$ 45,628***	***$ 246,450***	***$ 246,450***	***18.51%***
Interest Revenue	**$ 1,026**	**$ (14,530)**	**$ 57,111**	**$ 93,450**	**$ 98,526**	**$ 13,544**	**$ 33,189**	**$ 33,189**	**40.81%**
38000 - Investment Income	$ 1,026	$ (14,530)	$ 57,111	$ 93,450	$ 98,526	$ 13,544	$ 33,189	$ 33,189	40.81%
Other	**$ -**	**$ -**	**$ -**	**$ -**	**$ -**	**$ -**	**$ 133,261**	**$ 133,261**	**0.00%**
39900 - Fund Balance Utilization	$ -	$ -	$ -	$ -	$ -	$ -	$ 133,261	$ 133,261	0.00%
Reimbursements	**$ -**	**$ -**	**$ -**	**$ -**	**$ 23**	**$ -**	**$ -**	**$ -**	**0.00%**

Committee Revenue Expense Budget Report - by Account Detail

Through April 30, 2026 (41.7% YTD, 42.31% Payroll Expense through Pay Period Ending 04/25/2026)

***2021, 2022, 2023, 2024, 2025 DRAFT** and 2026 Actual Fiscal Year**

Department / Fund / Account Classification	2021 Actual Amount*	2022 Actual Amount*	2023 Actual Amount*	2024 Actual Amount*	2025 Actual Amount DRAFT**	2026 Actual Amount	2026 Amended Budget	2026 Adopted Budget	2026 YTD% Actual/Amended Budget
37900 - Miscellaneous Reimbursement	$ -	$ -	$ -	$ -	$ 23	$ -	$ -	$ -	0.00%
Charges for Services	**$ 82,374**	**$ 73,696**	**$ 75,389**	**$ 82,647**	**$ 79,700**	**$ 32,024**	**$ 80,000**	**$ 80,000**	**40.03%**
34820 - Drug Court Fees	$ 82,374	$ 73,696	$ 75,389	$ 82,647	$ 79,700	$ 32,024	$ 80,000	$ 80,000	40.03%
Transfers In	**$ 434,806**	**$ 378,350**	**$ 373,350**	**$ 373,350**	**$ -**	**$ -**	**$ -**	**$ -**	**0.00%**
39000 - Transfer From Other Funds	$ 434,806	$ 5,000	$ -	$ -	$ -	$ -	$ -	$ -	0.00%
39270 - Transfer from Probation Services Fund 270	$ -	$ 373,350	$ 373,350	$ 373,350	$ -	$ -	$ -	$ -	0.00%
Grants	**$ 166,667**	**$ -**	**$ 190,710**	**$ 97,921**	**$ -**	**$ -**	**$ -**	**$ -**	**0.00%**
32115 - Bureau of Justice Assistance Grant	$ 166,667	$ -	$ 190,710	$ 97,921	$ -	$ -	$ -	$ -	0.00%
Fines	**$ 120**	**$ 210**	**$ -**	**$ 30**	**$ 15**	**$ 60**	**$ -**	**$ -**	**0.00%**
36020 - Drug Fines	$ 120	$ 210	$ -	$ 30	$ 15	$ 60	$ -	$ -	0.00%
Expenses	***$ 266,110***	***$ 289,300***	***$ 364,137***	***$ 263,120***	***$ 156,786***	***$ 58,642***	***$ 246,450***	***$ 246,450***	***23.79%***
Commodities	**$ 10,966**	**$ 9,408**	**$ 17,860**	**$ 20,952**	**$ 19,225**	**$ 2,223**	**$ 17,700**	**$ 17,700**	**12.56%**
60000 - Office Supplies	$ 752	$ 518	$ 53	$ 282	$ 1,265	$ -	$ 400	$ 400	0.00%
60010 - Operating Supplies	$ 724	$ 604	$ 892	$ 912	$ 385	$ -	$ 750	$ 750	0.00%
60040 - Postage	$ -	$ -	$ 38	$ 10	$ -	$ -	$ 50	$ 50	0.00%
60050 - Books and Subscriptions	$ 1,160	$ 184	$ 2,877	$ 2,931	$ 242	$ -	$ 1,500	$ 1,500	0.00%
60250 - Medical Supplies and Drugs	$ 225	$ 865	$ 475	$ 782	$ 562	$ 562	$ 750	$ 750	74.93%
60450 - Drug Court Graduation Supplies	$ 1,731	$ 973	$ 1,525	$ 1,472	$ 1,084	$ -	$ 1,500	$ 1,500	0.00%

Committee Revenue Expense Budget Report - by Account Detail

Through April 30, 2026 (41.7% YTD, 42.31% Payroll Expense through Pay Period Ending 04/25/2026)

***2021, 2022, 2023, 2024, 2025 DRAFT** and 2026 Actual Fiscal Year**

Department / Fund / Account Classification	2021 Actual Amount*	2022 Actual Amount*	2023 Actual Amount*	2024 Actual Amount*	2025 Actual Amount DRAFT**	2026 Actual Amount	2026 Amended Budget	2026 Adopted Budget	2026 YTD% Actual/Amended Budget
60530 - Sanction Incentives	$ 4,168	$ 3,440	$ 8,173	$ 10,806	$ 9,081	$ 300	$ 9,000	$ 9,000	3.33%
60550 - Peer Group Activities Supplies	$ 910	$ 1,294	$ 3,073	$ 3,334	$ 4,467	$ 1,151	$ 3,000	$ 3,000	38.38%
63040 - Fuel- Vehicles	$ 1,297	$ 1,531	$ 555	$ 423	$ 344	$ 209	$ 750	$ 750	27.93%
65000 - Miscellaneous Supplies	$ -	$ -	$ 201	$ -	$ 1,794	$ -	$ -	$ -	0.00%
Contingency and Other	**$ -**	**$ -**	**$ -**	**$ -**	**$ -**	**$ -**	**$ -**	**$ -**	**0.00%**
89000 - Addition to Fund Balance	$ -	$ -	$ -	$ -	$ -	$ -	$ -	$ -	0.00%
Contractual Services	**$ 255,144**	**$ 279,891**	**$ 346,277**	**$ 242,169**	**$ 137,561**	**$ 56,419**	**$ 228,750**	**$ 228,750**	**24.66%**
50150 - Contractual/Consulting Services	$ 33,146	$ 35,102	$ 38,565	$ 41,633	$ 38,795	$ 10,827	$ 35,000	$ 35,000	30.93%
50200 - Psychological/Psychiatric Srvs	$ -	$ -	$ 2,768	$ 6,358	$ 9,285	$ 2,975	$ 5,000	$ 5,000	59.49%
50340 - Software Licensing Cost	$ -	$ 141	$ 50	$ -	$ 50	$ -	$ -	$ -	0.00%
50500 - Lab Services	$ 27,667	$ 66,166	$ 101,455	$ 61,656	$ 39,780	$ 10,786	$ 55,000	$ 55,000	19.61%
50630 - Halfway House	$ 12,643	$ 15,588	$ 22,035	$ 13,034	$ 3,025	$ 1,000	$ 15,000	$ 15,000	6.67%
50640 - Residential Treatment	$ 156,575	$ 150,284	$ 159,600	$ 107,417	$ 23,920	$ 22,176	$ 100,000	$ 100,000	22.18%
52230 - Repairs and Maint- Vehicles	$ 2,240	$ 1,189	$ 1,897	$ 2,055	$ 1,277	$ -	$ 2,000	$ 2,000	0.00%
52240 - Repairs and Maint- Office Equip	$ 124	$ 124	$ 213	$ 124	$ -	$ -	$ -	$ -	0.00%
53040 - General Advertising	$ 32	$ -	$ -	$ -	$ 44	$ -	$ -	$ -	0.00%
53100 - Conferences and Meetings	$ 21,187	$ 6,957	$ 8,791	$ 8,440	$ 20,739	$ 430	$ 15,000	$ 15,000	2.87%
53110 - Employee Training	$ 1,311	$ 87	$ 6,716	$ 1,352	$ 646	$ 8,226	$ 1,500	$ 1,500	548.39%
53120 - Employee Mileage Expense	$ 78	$ 39	$ 39	$ 100	$ -	$ -	$ 100	$ 100	0.00%
53130 - General Association Dues	$ 140	$ -	$ 150	$ -	$ -	$ -	$ 150	$ 150	0.00%
55000 - Miscellaneous Contractual Exp	$ -	$ 4,213	$ 3,999	$ -	$ -	$ -	$ -	$ -	0.00%
275 Juvenile Drug Court									
Revenue	***$ -***	***$ -***	***$ -***	***$ -***	***$ -***	***$ -***	***$ -***	***$ -***	***0.00%***
Interest Revenue	**$ -**	**$ -**	**$ -**	**$ -**	**$ -**	**$ -**	**$ -**	**$ -**	**0.00%**
38000 - Investment Income	$ -	$ -	$ -	$ -	$ -	$ -	$ -	$ -	0.00%
Charges for Services	**$ -**	**$ -**	**$ -**	**$ -**	**$ -**	**$ -**	**$ -**	**$ -**	**0.00%**
34820 - Drug Court Fees	$ -	$ -	$ -	$ -	$ -	$ -	$ -	$ -	0.00%
Transfers In	**$ -**	**$ -**	**$ -**	**$ -**	**$ -**	**$ -**	**$ -**	**$ -**	**0.00%**
39000 - Transfer From Other Funds	$ -	$ -	$ -	$ -	$ -	$ -	$ -	$ -	0.00%
Expenses	***$ -***	***$ -***	***$ -***	***$ -***	***$ -***	***$ -***	***$ -***	***$ -***	***0.00%***
Contingency and Other	**$ -**	**$ -**	**$ -**	**$ -**	**$ -**	**$ -**	**$ -**	**$ -**	**0.00%**
89000 - Addition to Fund Balance	$ -	$ -	$ -	$ -	$ -	$ -	$ -	$ -	0.00%
276 Probation Victim Services									
Revenue	***$ 13,119***	***$ 10,233***	***$ 13,392***	***$ 11,703***	***$ 10,859***	***$ 3,786***	***$ 10,000***	***$ 10,000***	***37.86%***
Interest Revenue	**$ (6)**	**$ (565)**	**$ 1,935**	**$ 3,138**	**$ 3,794**	**$ 566**	**$ 1,413**	**$ 1,413**	**40.09%**
38000 - Investment Income	$ (6)	$ (565)	$ 1,935	$ 3,138	$ 3,794	$ 566	$ 1,413	$ 1,413	40.09%
Other	**$ -**	**$ -**	**$ -**	**$ -**	**$ -**	**$ -**	**$ 1,587**	**$ 1,587**	**0.00%**
39900 - Fund Balance Utilization	$ -	$ -	$ -	$ -	$ -	$ -	$ 1,587	$ 1,587	0.00%
Charges for Services	**$ 13,125**	**$ 10,798**	**$ 9,257**	**$ 8,565**	**$ 7,065**	**$ 3,220**	**$ 7,000**	**$ 7,000**	**46.00%**
35180 - Probation Victim Services Fees	$ 13,125	$ 10,798	$ 9,257	$ 8,565	$ 7,065	$ 3,220	$ 7,000	$ 7,000	46.00%
Transfers In	**$ -**	**$ -**	**$ 2,200**	**$ -**	**$ -**	**$ -**	**$ -**	**$ -**	**0.00%**
39000 - Transfer From Other Funds	$ -	$ -	$ 2,200	$ -	$ -	$ -	$ -	$ -	0.00%
Expenses	***$ -***	***$ -***	***$ -***	***$ -***	***$ -***	***$ -***	***$ 10,000***	***$ 10,000***	***0.00%***

Committee Revenue Expense Budget Report - by Account Detail

Through April 30, 2026 (41.7% YTD, 42.31% Payroll Expense through Pay Period Ending 04/25/2026)

***2021, 2022, 2023, 2024, 2025 DRAFT** and 2026 Actual Fiscal Year**

Department / Fund / Account Classification	2021 Actual Amount*	2022 Actual Amount*	2023 Actual Amount*	2024 Actual Amount*	2025 Actual Amount DRAFT**	2026 Actual Amount	2026 Amended Budget	2026 Adopted Budget	2026 YTD% Actual/Amended Budget
Contingency and Other	**$ -**	**$ -**	**$ -**	**$ -**	**$ -**	**$ -**	**$ -**	**$ -**	**0.00%**
89000 - Addition to Fund Balance	$ -	$ -	$ -	$ -	$ -	$ -	$ -	$ -	0.00%
Contractual Services	**$ -**	**$ -**	**$ -**	**$ -**	**$ -**	**$ -**	**$ 10,000**	**$ 10,000**	**0.00%**
50590 - Professional Services	$ -	$ -	$ -	$ -	$ -	$ -	$ 10,000	$ 10,000	0.00%
277 Victim Impact Panel									
Revenue	***$ (9)***	***$ (45)***	***$ 8,148***	***$ 551***	***$ 556***	***$ 66***	***$ 200***	***$ 200***	***32.87%***
Interest Revenue	**$ (9)**	**$ (45)**	**$ 548**	**$ 551**	**$ 556**	**$ 66**	**$ 200**	**$ 200**	**32.87%**
38000 - Investment Income	$ (9)	$ (45)	$ 548	$ 551	$ 465	$ 66	$ 200	$ 200	32.87%
38030 - Investment Income- Other Depts	$ -	$ -	$ -	$ -	$ 91	$ -	$ -	$ -	0.00%
Charges for Services	**$ -**	**$ -**	**$ -**	**$ -**	**$ -**	**$ -**	**$ -**	**$ -**	**0.00%**
35365 - Victim Impact Panel Fees	$ -	$ -	$ -	$ -	$ -	$ -	$ -	$ -	0.00%
Transfers In	**$ -**	**$ -**	**$ 7,600**	**$ -**	**$ -**	**$ -**	**$ -**	**$ -**	**0.00%**
39000 - Transfer From Other Funds	$ -	$ -	$ 7,600	$ -	$ -	$ -	$ -	$ -	0.00%
Expenses	***$ -***	***$ -***	***$ -***	***$ 2,620***	***$ -***	***$ -***	***$ 200***	***$ 200***	***0.00%***
Commodities	**$ -**	**$ -**	**$ -**	**$ -**	**$ -**	**$ -**	**$ -**	**$ -**	**0.00%**
60000 - Office Supplies	$ -	$ -	$ -	$ -	$ -	$ -	$ -	$ -	0.00%
60010 - Operating Supplies	$ -	$ -	$ -	$ -	$ -	$ -	$ -	$ -	0.00%
Contingency and Other	**$ -**	**$ -**	**$ -**	**$ -**	**$ -**	**$ -**	**$ 200**	**$ 200**	**0.00%**
89000 - Addition to Fund Balance	$ -	$ -	$ -	$ -	$ -	$ -	$ 200	$ 200	0.00%
Contractual Services	**$ -**	**$ -**	**$ -**	**$ 2,620**	**$ -**	**$ -**	**$ -**	**$ -**	**0.00%**
50150 - Contractual/Consulting Services	$ -	$ -	$ -	$ 2,620	$ -	$ -	$ -	$ -	0.00%
278 Juvenile Justice Donation Fund									
Revenue	***$ 689***	***$ 748***	***$ 1,291***	***$ 5,379***	***$ 7,890***	***$ 1,299***	***$ 2,089***	***$ 2,089***	***62.19%***
Interest Revenue	**$ (2)**	**$ (77)**	**$ 262**	**$ 1,228**	**$ 841**	**$ 144**	**$ 89**	**$ 89**	**161.85%**
38000 - Investment Income	$ (2)	$ (77)	$ 262	$ 1,228	$ 841	$ 144	$ 89	$ 89	161.85%
Other	**$ 691**	**$ 825**	**$ 1,029**	**$ 4,151**	**$ 7,049**	**$ 1,155**	**$ 2,000**	**$ 2,000**	**57.75%**
38520 - General Donations	$ 691	$ 825	$ 1,029	$ 4,151	$ 7,049	$ 1,155	$ 2,000	$ 2,000	57.75%
38900 - Miscellaneous Other	$ -	$ -	$ -	$ -	$ -	$ -	$ -	$ -	0.00%
Expenses	***$ 23***	***$ 262***	***$ 216***	***$ 325***	***$ 616***	***$ 106***	***$ 2,089***	***$ 2,089***	***5.05%***
Commodities	**$ 23**	**$ 262**	**$ 216**	**$ 325**	**$ 616**	**$ 106**	**$ 400**	**$ 400**	**26.39%**
60050 - Books and Subscriptions	$ -	$ -	$ 216	$ 325	$ 545	$ 48	$ 300	$ 300	15.99%
65000 - Miscellaneous Supplies	$ 23	$ 262	$ -	$ -	$ 72	$ 58	$ 100	$ 100	57.58%
Contingency and Other	**$ -**	**$ -**	**$ -**	**$ -**	**$ -**	**$ -**	**$ 1,689**	**$ 1,689**	**0.00%**
89000 - Addition to Fund Balance	$ -	$ -	$ -	$ -	$ -	$ -	$ 1,689	$ 1,689	0.00%

Committee Revenue Expense Budget Report - by Account Detail

Through April 30, 2026 (41.7% YTD, 42.31% Payroll Expense through Pay Period Ending 04/25/2026)

***2021, 2022, 2023, 2024, 2025 DRAFT** and 2026 Actual Fiscal Year**

Department / Fund / Account Classification	2021 Actual Amount*	2022 Actual Amount*	2023 Actual Amount*	2024 Actual Amount*	2025 Actual Amount DRAFT**	2026 Actual Amount	2026 Amended Budget	2026 Adopted Budget	2026 YTD% Actual/Amended Budget
279 DUI Court									
Revenue	***$ -***	***$ -***	***$ -***	***$ 98,205***	***$ 137,186***	***$ 109,004***	***$ 228,300***	***$ 228,300***	***47.75%***
Interest Revenue	**$ -**	**$ -**	**$ -**	**$ 10**	**$ 3,537**	**$ 1,010**	**$ 1,200**	**$ 1,200**	**84.15%**
38000 - Investment Income	$ -	$ -	$ -	$ 10	$ 3,537	$ 1,010	$ 1,200	$ 1,200	84.15%
Grants	**$ -**	**$ -**	**$ -**	**$ 98,195**	**$ 133,649**	**$ 107,994**	**$ 227,100**	**$ 227,100**	**47.55%**
32724 - DUI Court IDOT Grant	$ -	$ -	$ -	$ 98,195	$ 133,649	$ 107,994	$ 227,100	$ 227,100	47.55%
Expenses	***$ -***	***$ -***	***$ -***	***$ 16,685***	***$ 165,694***	***$ 68,230***	***$ 228,300***	***$ 228,300***	***29.89%***
Commodities	**$ -**	**$ -**	**$ -**	**$ -**	**$ 2,187**	**$ 91**	**$ 4,000**	**$ 4,000**	**2.28%**
60000 - Office Supplies	$ -	$ -	$ -	$ -	$ -	$ -	$ -	$ -	0.00%
60010 - Operating Supplies	$ -	$ -	$ -	$ -	$ -	$ -	$ -	$ -	0.00%
60050 - Books and Subscriptions	$ -	$ -	$ -	$ -	$ -	$ -	$ -	$ -	0.00%
60450 - Drug Court Graduation Supplies	$ -	$ -	$ -	$ -	$ -	$ 23	$ -	$ -	0.00%
60520 - Incentives	$ -	$ -	$ -	$ -	$ 2,187	$ 68	$ 4,000	$ 4,000	1.70%
Contingency and Other	**$ -**	**$ -**	**$ -**	**$ -**	**$ -**	**$ -**	**$ 32,200**	**$ 32,200**	**0.00%**
89000 - Addition to Fund Balance	$ -	$ -	$ -	$ -	$ -	$ -	$ 32,200	$ 32,200	0.00%
Contractual Services	**$ -**	**$ -**	**$ -**	**$ 11,500**	**$ 163,507**	**$ 68,138**	**$ 192,100**	**$ 192,100**	**35.47%**
50200 - Psychological/Psychiatric Srvs	$ -	$ -	$ -	$ 11,500	$ 92,052	$ 40,648	$ 80,000	$ 80,000	50.81%
50500 - Lab Services	$ -	$ -	$ -	$ -	$ 49,220	$ 17,299	$ 72,000	$ 72,000	24.03%
53040 - General Advertising	$ -	$ -	$ -	$ -	$ 44	$ -	$ -	$ -	0.00%
53100 - Conferences and Meetings	$ -	$ -	$ -	$ -	$ 22,135	$ 8,052	$ 40,000	$ 40,000	20.13%
53110 - Employee Training	$ -	$ -	$ -	$ -	$ -	$ 2,048	$ -	$ -	0.00%
53120 - Employee Mileage Expense	$ -	$ -	$ -	$ -	$ 56	$ 92	$ 100	$ 100	92.37%
53130 - General Association Dues	$ -	$ -	$ -	$ -	$ -	$ -	$ -	$ -	0.00%
Transfers Out	**$ -**	**$ -**	**$ -**	**$ 5,185**	**$ -**	**$ -**	**$ -**	**$ -**	**0.00%**
99001 - Transfer to General Fund 001	$ -	$ -	$ -	$ 5,185	$ -	$ -	$ -	$ -	0.00%
759 Court Srvcs Employee Education									
Revenue	***$ 0***	***$ 2***	***$ 4***	***$ 3***	***$ 3***	***$ -***	***$ 71***	***$ 71***	***0.00%***
Interest Revenue	**$ 0**	**$ 2**	**$ 4**	**$ 3**	**$ 3**	**$ -**	**$ 71**	**$ 71**	**0.00%**
38000 - Investment Income	$ 0	$ 2	$ 4	$ 3	$ -	$ -	$ 71	$ 71	0.00%
38030 - Investment Income- Other Depts	$ -	$ -	$ -	$ -	$ 3	$ -	$ -	$ -	0.00%
Expenses	***$ -***	***$ -***	***$ 145***	***$ 166***	***$ -***	***$ -***	***$ 71***	***$ 71***	***0.00%***
Contingency and Other	**$ -**	**$ -**	**$ -**	**$ -**	**$ -**	**$ -**	**$ 71**	**$ 71**	**0.00%**
89000 - Addition to Fund Balance	$ -	$ -	$ -	$ -	$ -	$ -	$ 71	$ 71	0.00%
Contractual Services	**$ -**	**$ -**	**$ 145**	**$ 166**	**$ -**	**$ -**	**$ -**	**$ -**	**0.00%**
50165 - Court Services Distributions	$ -	$ -	$ 145	$ 166	$ -	$ -	$ -	$ -	0.00%

Committee Revenue Expense Budget Report - by Account Detail

Through April 30, 2026 (41.7% YTD, 42.31% Payroll Expense through Pay Period Ending 04/25/2026)

***2021, 2022, 2023, 2024, 2025 DRAFT** and 2026 Actual Fiscal Year**

Department / Fund / Account Classification	2021 Actual Amount*	2022 Actual Amount*	2023 Actual Amount*	2024 Actual Amount*	2025 Actual Amount DRAFT**	2026 Actual Amount	2026 Amended Budget	2026 Adopted Budget	2026 YTD% Actual/Amended Budget
490 Coroner									
001 General Fund									
Expenses	***$ 1,422,973***	***$ 1,580,012***	***$ 1,622,566***	***$ 1,511,284***	***$ 1,621,521***	***$ 631,699***	***$ 1,736,348***	***$ 1,535,573***	***36.38%***
Commodities	**$ 12,241**	**$ 9,600**	**$ 11,202**	**$ 10,117**	**$ 10,416**	**$ 3,462**	**$ 15,500**	**$ -**	**22.34%**
60010 - Operating Supplies	$ -	$ -	$ -	$ -	$ 287	$ 129	$ -	$ -	0.00%
60050 - Books and Subscriptions	$ 299	$ 436	$ 540	$ 629	$ 467	$ 240	$ 500	$ -	48.00%
60265 - Public Health Commodities - Coronavirus	$ -	$ -	$ -	$ -	$ -	$ -	$ -	$ -	0.00%
63040 - Fuel- Vehicles	$ 11,942	$ 9,165	$ 10,662	$ 9,488	$ 9,663	$ 3,093	$ 15,000	$ -	20.62%
Contingency and Other	**$ -**	**$ -**	**$ -**	**$ -**	**$ -**	**$ -**	**$ -**	**$ 1,535,573**	**0.00%**
85000 - Allowance for Budget Expense	$ -	$ -	$ -	$ -	$ -	$ -	$ -	$ 1,535,573	0.00%
Contractual Services	**$ 537,341**	**$ 607,312**	**$ 585,162**	**$ 589,394**	**$ 660,215**	**$ 218,148**	**$ 486,700**	**$ -**	**44.82%**
50150 - Contractual/Consulting Services	$ 408	$ 1,218	$ -	$ (30,000)	$ -	$ -	$ -	$ -	0.00%
50235 - Public Health Services - Coronavirus	$ -	$ -	$ -	$ -	$ -	$ -	$ -	$ -	0.00%
50430 - Autopsies/Consulting	$ 416,650	$ 458,782	$ 470,500	$ 460,650	$ 463,450	$ 172,584	$ 335,500	$ -	51.44%
50440 - Forensic Expense	$ 1,327	$ 5,445	$ 726	$ 1,434	$ 4,876	$ -	$ 5,000	$ -	0.00%
50450 - Toxicology Expense	$ 104,109	$ 121,444	$ 100,871	$ 134,896	$ 168,090	$ 30,379	$ 122,000	$ -	24.90%
52230 - Repairs and Maint- Vehicles	$ 4,379	$ 5,177	$ 2,114	$ 5,592	$ 7,284	$ 3,236	$ 7,500	$ -	43.15%
53100 - Conferences and Meetings	$ 372	$ 956	$ 1,845	$ 3,355	$ 2,795	$ 1,470	$ 3,000	$ -	49.01%
53120 - Employee Mileage Expense	$ -	$ 130	$ -	$ -	$ -	$ -	$ -	$ -	0.00%
53130 - General Association Dues	$ 170	$ 3,027	$ 690	$ 2,615	$ 2,300	$ 100	$ 3,200	$ -	3.13%
55000 - Miscellaneous Contractual Exp	$ 9,925	$ 11,135	$ 8,416	$ 10,852	$ 11,420	$ 10,379	$ 10,500	$ -	98.85%
Personnel Services- Employee Benefits	**$ 157,936**	**$ 181,642**	**$ 197,416**	**$ 206,564**	**$ -**	**$ -**	**$ -**	**$ -**	**0.00%**
45000 - Healthcare Contribution	$ 152,791	$ 176,582	$ 192,312	$ 201,990	$ -	$ -	$ -	$ -	0.00%
45010 - Dental Contribution	$ 5,145	$ 5,060	$ 5,104	$ 4,574	$ -	$ -	$ -	$ -	0.00%
45100 - FICA/SS Contribution	$ -	$ -	$ -	$ -	$ -	$ -	$ -	$ -	0.00%
45200 - IMRF Contribution	$ -	$ -	$ -	$ -	$ -	$ -	$ -	$ -	0.00%
53010 - Workers Compensation	$ -	$ -	$ -	$ -	$ -	$ -	$ -	$ -	0.00%
Personnel Services- Salaries & Wages	**$ 715,456**	**$ 781,458**	**$ 828,786**	**$ 911,772**	**$ 950,890**	**$ 410,088**	**$ 1,234,148**	**$ -**	**33.23%**
40000 - Salaries and Wages	$ 625,112	$ 680,517	$ 726,052	$ 791,789	$ 821,089	$ 332,742	$ 1,071,148	$ -	31.06%
40002 - Non-Union Wage Increase	$ -	$ -	$ -	$ -	$ -	$ -	$ -	$ -	0.00%
40003 - Cost of Living Increase	$ -	$ -	$ -	$ -	$ -	$ -	$ -	$ -	0.00%
40005 - New Position Budget Moved to Contingency	$ -	$ -	$ -	$ -	$ -	$ -	$ -	$ -	0.00%
40007 - Equity Study Adjustments	$ -	$ -	$ -	$ -	$ -	$ -	$ -	$ -	0.00%
40200 - Overtime Salaries	$ 90,344	$ 100,941	$ 102,734	$ 119,983	$ 129,801	$ 77,346	$ 163,000	$ -	47.45%
Services	**$ -**	**$ -**	**$ -**	**$ (206,564)**	**$ -**	**$ -**	**$ -**	**$ -**	**0.00%**
45005 - Healthcare Contribution Contra Account	$ -	$ -	$ -	$ (201,990)	$ -	$ -	$ -	$ -	0.00%
45015 - Dental Insurance Contra Account	$ -	$ -	$ -	$ (4,574)	$ -	$ -	$ -	$ -	0.00%
45105 - FICA/SS Contribution Contra Account	$ -	$ -	$ -	$ -	$ -	$ -	$ -	$ -	0.00%
45205 - IMRF Contribution Contra Account	$ -	$ -	$ -	$ -	$ -	$ -	$ -	$ -	0.00%
53015 - Worker's Comp Contra Account	$ -	$ -	$ -	$ -	$ -	$ -	$ -	$ -	0.00%

Committee Revenue Expense Budget Report - by Account Detail

Through April 30, 2026 (41.7% YTD, 42.31% Payroll Expense through Pay Period Ending 04/25/2026)

***2021, 2022, 2023, 2024, 2025 DRAFT** and 2026 Actual Fiscal Year**

Department / Fund / Account Classification	2021 Actual Amount*	2022 Actual Amount*	2023 Actual Amount*	2024 Actual Amount*	2025 Actual Amount DRAFT**	2026 Actual Amount	2026 Amended Budget	2026 Adopted Budget	2026 YTD% Actual/Amended Budget
020 The Stipend Fund									
Revenue	***$ -***	***$ -***	***$ -***	***$ 6,500***	***$ 6,500***	***$ 6,500***	***$ 6,500***	***$ 6,500***	***100.00%***
Reimbursements	**$ -**	**$ -**	**$ -**	**$ 6,500**	**$ 6,500**	**$ 6,500**	**$ 6,500**	**$ 6,500**	**100.00%**
37115 - State Stipend Certain EO and DH	$ -	$ -	$ -	$ 6,500	$ 6,500	$ 6,500	$ 6,500	$ 6,500	100.00%
Expenses	***$ -***	***$ -***	***$ -***	***$ 6,500***	***$ 6,500***	***$ 6,500***	***$ 6,500***	***$ 6,500***	***100.00%***
Personnel Services- Employee Benefits	**$ -**	**$ -**	**$ -**	**$ -**	**$ -**	**$ -**	**$ 1,037**	**$ 1,037**	**0.00%**
45100 - FICA/SS Contribution	$ -	$ -	$ -	$ -	$ -	$ -	$ 498	$ 498	0.00%
45200 - IMRF Contribution	$ -	$ -	$ -	$ -	$ -	$ -	$ 426	$ 426	0.00%
53010 - Workers Compensation	$ -	$ -	$ -	$ -	$ -	$ -	$ 113	$ 113	0.00%
Personnel Services- Salaries & Wages	**$ -**	**$ -**	**$ -**	**$ 6,500**	**$ 6,500**	**$ 6,500**	**$ 6,500**	**$ 6,500**	**100.00%**
40000 - Salaries and Wages	$ -	$ -	$ -	$ 6,500	$ 6,500	$ 6,500	$ 6,500	$ 6,500	100.00%
Services	**$ -**	**$ -**	**$ -**	**$ -**	**$ -**	**$ -**	**$ (1,037)**	**$ (1,037)**	**0.00%**
45105 - FICA/SS Contribution Contra Account	$ -	$ -	$ -	$ -	$ -	$ -	$ (498)	$ (498)	0.00%
45205 - IMRF Contribution Contra Account	$ -	$ -	$ -	$ -	$ -	$ -	$ (426)	$ (426)	0.00%
53015 - Worker's Comp Contra Account	$ -	$ -	$ -	$ -	$ -	$ -	$ (113)	$ (113)	0.00%
289 Coroner Administration									
Revenue	***$ 134,955***	***$ 187,255***	***$ 220,142***	***$ 363,333***	***$ 479,146***	***$ 151,839***	***$ 1,109,503***	***$ 1,061,268***	***13.69%***
Interest Revenue	**$ (9)**	**$ (3,858)**	**$ 13,816**	**$ 23,243**	**$ 37,555**	**$ 4,392**	**$ 7,768**	**$ 7,768**	**56.54%**
38000 - Investment Income	$ (9)	$ (3,858)	$ 13,816	$ 23,243	$ 37,555	$ 4,392	$ 7,768	$ 7,768	56.54%
Other	**$ -**	**$ -**	**$ -**	**$ -**	**$ -**	**$ -**	**$ 13,000**	**$ 13,000**	**0.00%**
39900 - Fund Balance Utilization	$ -	$ -	$ -	$ -	$ -	$ -	$ 13,000	$ 13,000	0.00%
Reimbursements	**$ -**	**$ -**	**$ -**	**$ -**	**$ -**	**$ -**	**$ -**	**$ -**	**0.00%**
37620 - Direct Cremation Reimbursement	$ -	$ -	$ -	$ -	$ -	$ -	$ -	$ -	0.00%
37900 - Miscellaneous Reimbursement	$ -	$ -	$ -	$ -	$ -	$ -	$ -	$ -	0.00%
Charges for Services	**$ 131,042**	**$ 176,782**	**$ 202,961**	**$ 284,405**	**$ 281,439**	**$ 147,447**	**$ 270,000**	**$ 270,000**	**54.61%**
34560 - County Coroner Fees	$ 121,517	$ 162,357	$ 192,086	$ 274,455	$ 270,264	$ 143,047	$ 260,000	$ 260,000	55.02%
34570 - Body Bag Fees	$ 9,525	$ 14,425	$ 10,875	$ 9,950	$ 11,175	$ 4,400	$ 10,000	$ 10,000	44.00%
Grants	**$ 3,922**	**$ 14,331**	**$ 3,365**	**$ 55,684**	**$ 160,151**	**$ -**	**$ 818,735**	**$ 770,500**	**0.00%**
32367 - Department of Justice Morgue Tech Grant	$ -	$ -	$ -	$ 20,290	$ 4,000	$ -	$ -	$ -	0.00%
33551 - Health Department Opiate Grant	$ -	$ -	$ -	$ 30,000	$ -	$ -	$ -	$ -	0.00%
33705 - Death Certificate Surcharge Grant	$ 3,922	$ 14,331	$ 3,365	$ 5,394	$ 4,386	$ -	$ 7,500	$ 7,500	0.00%
33903 - Grants - Federal Government	$ -	$ -	$ -	$ -	$ 151,765	$ -	$ 811,235	$ 763,000	0.00%
Expenses	***$ 114,774***	***$ 133,328***	***$ 84,225***	***$ 180,833***	***$ 358,894***	***$ 33,547***	***$ 1,109,503***	***$ 1,061,268***	***3.02%***
Capital	**$ 14,598**	**$ 48,375**	**$ -**	**$ 65,583**	**$ -**	**$ -**	**$ 595,000**	**$ 95,000**	**0.00%**
70070 - Automotive Equipment	$ -	$ 48,375	$ -	$ 65,583	$ -	$ -	$ 95,000	$ 95,000	0.00%
70120 - Special Purpose Equipment	$ 14,598	$ -	$ -	$ -	$ -	$ -	$ 500,000	$ -	0.00%
Commodities	**$ 67,910**	**$ 53,869**	**$ 54,137**	**$ 88,002**	**$ 293,235**	**$ 21,131**	**$ 441,503**	**$ 893,268**	**4.79%**
60000 - Office Supplies	$ 3,794	$ 3,048	$ 2,341	$ 1,970	$ 3,414	$ 834	$ 3,500	$ 3,500	23.84%
60010 - Operating Supplies	$ 44,984	$ 39,785	$ 50,670	$ 78,624	$ 248,330	$ 18,152	$ 370,003	$ 845,768	4.91%
60025 - Lab Supplies	$ -	$ -	$ -	$ -	$ 24,563	$ -	$ 24,000	$ 24,000	0.00%
60050 - Books and Subscriptions	$ -	$ 432	$ -	$ -	$ -	$ -	$ -	$ -	0.00%
60210 - Uniform Supplies	$ 3,740	$ 3,815	$ 1,126	$ 2,889	$ 6,062	$ 2,145	$ 8,000	$ 8,000	26.81%
60280 - Body Bags	$ 2,604	$ 6,790	$ -	$ 4,519	$ 10,865	$ -	$ 12,000	$ 12,000	0.00%

Committee Revenue Expense Budget Report - by Account Detail

Through April 30, 2026 (41.7% YTD, 42.31% Payroll Expense through Pay Period Ending 04/25/2026)

***2021, 2022, 2023, 2024, 2025 DRAFT** and 2026 Actual Fiscal Year**

Department / Fund / Account Classification	2021 Actual Amount*	2022 Actual Amount*	2023 Actual Amount*	2024 Actual Amount*	2025 Actual Amount DRAFT**	2026 Actual Amount	2026 Amended Budget	2026 Adopted Budget	2026 YTD% Actual/Amended Budget
65000 - Miscellaneous Supplies	$ -	$ -	$ -	$ -	$ -	$ -	$ 24,000	$ -	0.00%
65015 - Miscellaneous Operating Commodity Expenses	$ 12,787	$ -	$ -	$ -	$ -	$ -	$ -	$ -	0.00%
Contractual Services	**$ 32,266**	**$ 31,084**	**$ 30,088**	**$ 27,247**	**$ 65,658**	**$ 12,415**	**$ 73,000**	**$ 73,000**	**17.01%**
50385 - Direct Cremation	$ 6,082	$ 3,549	$ 2,600	$ 2,857	$ 4,700	$ -	$ 7,500	$ 7,500	0.00%
53100 - Conferences and Meetings	$ 3,666	$ 2,801	$ 2,077	$ 4,972	$ 4,155	$ 728	$ 8,000	$ 8,000	9.10%
53110 - Employee Training	$ 4,267	$ 1,694	$ 8,191	$ 3,699	$ 9,736	$ 9,532	$ 10,000	$ 10,000	95.32%
53120 - Employee Mileage Expense	$ -	$ -	$ -	$ -	$ -	$ -	$ -	$ -	0.00%
53130 - General Association Dues	$ 2,888	$ 7,712	$ 1,285	$ 1,030	$ 7,425	$ 2,155	$ 7,500	$ 7,500	28.73%
55000 - Miscellaneous Contractual Exp	$ 15,363	$ 15,327	$ 15,935	$ 14,690	$ 39,643	$ -	$ 40,000	$ 40,000	0.00%
Personnel Services- Salaries & Wages	**$ -**	**$ -**	**$ -**	**$ -**	**$ -**	**$ -**	**$ -**	**$ -**	**0.00%**
40000 - Salaries and Wages	$ -	$ -	$ -	$ -	$ -	$ -	$ -	$ -	0.00%

Committee Revenue Expense Budget Report - by Account Detail

Through April 30, 2026 (41.7% YTD, 42.31% Payroll Expense through Pay Period Ending 04/25/2026)

***2021, 2022, 2023, 2024, 2025 DRAFT** and 2026 Actual Fiscal Year**

Department / Fund / Account Classification	2021 Actual Amount*	2022 Actual Amount*	2023 Actual Amount*	2024 Actual Amount*	2025 Actual Amount DRAFT**	2026 Actual Amount	2026 Amended Budget	2026 Adopted Budget	2026 YTD% Actual/Amended Budget
701 Elder Fatality Review Team									
Revenue	***$ (5)***	***$ (57)***	***$ 185***	***$ 232***	***$ 252***	***$ 34***	***$ 95***	***$ 95***	***36.22%***
Interest Revenue	**$ (5)**	**$ (57)**	**$ 185**	**$ 232**	**$ 252**	**$ 34**	**$ 95**	**$ 95**	**36.22%**
38000 - Investment Income	$ (5)	$ (57)	$ 185	$ 232	$ 252	$ 34	$ 95	$ 95	36.22%
Expenses	***$ -***	***$ -***	***$ -***	***$ -***	***$ -***	***$ -***	***$ 95***	***$ 95***	***0.00%***
Contingency and Other	**$ -**	**$ -**	**$ -**	**$ -**	**$ -**	**$ -**	**$ 95**	**$ 95**	**0.00%**
89000 - Addition to Fund Balance	$ -	$ -	$ -	$ -	$ -	$ -	$ 95	$ 95	0.00%
500 Animal Control									
290 Animal Control									
Revenue	***$ 1,004,902***	***$ 1,023,740***	***$ 1,144,773***	***$ 1,364,663***	***$ 1,394,534***	***$ 571,436***	***$ 1,399,378***	***$ 1,389,378***	***40.84%***
Interest Revenue	**$ (230)**	**$ (12,494)**	**$ 45,236**	**$ 58,612**	**$ 63,480**	**$ 8,712**	**$ 45,000**	**$ 45,000**	**19.36%**
38000 - Investment Income	$ (230)	$ (12,494)	$ 45,236	$ 58,612	$ 63,480	$ 8,688	$ 45,000	$ 45,000	19.31%
38030 - Investment Income- Other Depts	$ -	$ -	$ -	$ -	$ -	$ 24	$ -	$ -	0.00%
Other	**$ 2,467**	**$ 3,032**	**$ 2,906**	**$ 1,739**	**$ 5,440**	**$ 1,285**	**$ 12,600**	**$ 2,600**	**10.20%**
38520 - General Donations	$ 2,007	$ 2,306	$ 2,364	$ 1,317	$ 4,050	$ 685	$ 2,000	$ 2,000	34.25%
38900 - Miscellaneous Other	$ 460	$ 726	$ 543	$ 422	$ 1,390	$ 600	$ 600	$ 600	100.00%
39900 - Fund Balance Utilization	$ -	$ -	$ -	$ -	$ -	$ -	$ 10,000	$ -	0.00%
Reimbursements	**$ 36,609**	**$ 100**	**$ 18,574**	**$ 18,712**	**$ 144**	**$ -**	**$ -**	**$ -**	**0.00%**
37220 - Capital Assessment Reimbursement	$ -	$ 100	$ -	$ -	$ -	$ -	$ -	$ -	0.00%
37230 - Service Reimbursements	$ 10,126	$ -	$ 220	$ -	$ 144	$ -	$ -	$ -	0.00%
37900 - Miscellaneous Reimbursement	$ 26,484	$ -	$ 18,354	$ 18,712	$ -	$ -	$ -	$ -	0.00%
Charges for Services	**$ 917,722**	**$ 1,033,102**	**$ 1,078,056**	**$ 1,285,601**	**$ 1,325,470**	**$ 561,339**	**$ 1,339,778**	**$ 1,339,778**	**41.90%**
34580 - Registration and Tag Fees	$ 894,856	$ 1,013,882	$ 1,053,938	$ 1,248,761	$ 1,281,855	$ 544,721	$ 1,291,578	$ 1,291,578	42.17%
34590 - Animal Transportation Fees	$ 13,266	$ -	$ -	$ -	$ -	$ 212	$ -	$ -	0.00%
34600 - Animal Pickup Fees	$ 4,385	$ 7,750	$ 7,077	$ 1,470	$ 614	$ -	$ -	$ -	0.00%
34610 - Impound Fees	$ 2,010	$ 1,250	$ 6,753	$ 13,060	$ 27,845	$ 11,661	$ 40,000	$ 40,000	29.15%
34620 - Adoption Fees	$ 2,350	$ 8,930	$ 9,054	$ 19,706	$ 13,760	$ 4,265	$ 7,000	$ 7,000	60.93%
34630 - Microchip Fees	$ 855	$ 1,290	$ 1,235	$ 2,605	$ 1,396	$ 480	$ 1,200	$ 1,200	40.00%
Transfers In	**$ 46,700**	**$ -**	**$ -**	**$ -**	**$ -**	**$ -**	**$ -**	**$ -**	**0.00%**
39000 - Transfer From Other Funds	$ 46,700	$ -	$ -	$ -	$ -	$ -	$ -	$ -	0.00%
Fines	**$ 1,634**	**$ -**	**$ -**	**$ -**	**$ -**	**$ 100**	**$ 2,000**	**$ 2,000**	**5.00%**
36100 - Court Fines	$ 1,634	$ -	$ -	$ -	$ -	$ 100	$ 2,000	$ 2,000	5.00%
Expenses	***$ 921,935***	***$ 974,490***	***$ 1,074,989***	***$ 1,282,921***	***$ 1,316,457***	***$ 490,327***	***$ 1,399,378***	***$ 1,389,378***	***35.04%***
Capital	**$ 465**	**$ -**	**$ 9,600**	**$ 50,000**	**$ 35,536**	**$ -**	**$ 70,000**	**$ 70,000**	**0.00%**
70030 - Computer Software License Cost	$ -	$ -	$ 9,600	$ -	$ -	$ -	$ -	$ -	0.00%
70070 - Automotive Equipment	$ -	$ -	$ -	$ -	$ -	$ -	$ 70,000	$ 70,000	0.00%
72010 - Building Improvements	$ 465	$ -	$ -	$ 50,000	$ 35,536	$ -	$ -	$ -	0.00%
Commodities	**$ 120,051**	**$ 91,343**	**$ 84,585**	**$ 126,585**	**$ 125,543**	**$ 29,463**	**$ 102,006**	**$ 111,251**	**28.88%**
60000 - Office Supplies	$ 21,897	$ 6,097	$ 4,865	$ 5,304	$ 5,818	$ 1,226	$ 7,000	$ 8,000	17.52%

Committee Revenue Expense Budget Report - by Account Detail

Through April 30, 2026 (41.7% YTD, 42.31% Payroll Expense through Pay Period Ending 04/25/2026)

***2021, 2022, 2023, 2024, 2025 DRAFT** and 2026 Actual Fiscal Year**

Department / Fund / Account Classification	2021 Actual Amount*	2022 Actual Amount*	2023 Actual Amount*	2024 Actual Amount*	2025 Actual Amount DRAFT**	2026 Actual Amount	2026 Amended Budget	2026 Adopted Budget	2026 YTD% Actual/Amended Budget
60010 - Operating Supplies	$ 18,254	$ 29,982	$ 13,586	$ 24,270	$ 32,976	$ 7,751	$ 24,000	$ 16,000	32.30%
60040 - Postage	$ -	$ -	$ -	$ -	$ -	$ -	$ -	$ -	0.00%
60100 - Utilities- Water	$ 3,394	$ 3,801	$ 5,192	$ 5,257	$ 5,607	$ 2,138	$ 5,500	$ 5,500	38.87%
60140 - Animal Care Supplies	$ 27,651	$ 16,976	$ 13,934	$ 21,062	$ 14,597	$ 586	$ 15,000	$ 25,245	3.91%
60160 - Cleaning Supplies	$ 8,697	$ 3,025	$ 9,807	$ 11,843	$ 5,197	$ 210	$ 6,000	$ 9,000	3.50%
60210 - Uniform Supplies	$ 47	$ 251	$ -	$ 410	$ 150	$ -	$ 2,000	$ 2,000	0.00%
60250 - Medical Supplies and Drugs	$ 12,528	$ 6,419	$ 10,711	$ 9,325	$ 27,858	$ 4,011	$ 6,500	$ 9,000	61.71%
60265 - Public Health Commodities - Coronavirus	$ -	$ -	$ -	$ -	$ -	$ -	$ -	$ -	0.00%
63000 - Utilities- Natural Gas	$ 5,430	$ -	$ -	$ 22,712	$ 5,410	$ 3,818	$ 8,000	$ 8,000	47.73%
63010 - Utilities- Electric	$ 6,587	$ 6,979	$ 8,909	$ 6,043	$ 9,405	$ 3,648	$ 9,406	$ 9,406	38.78%
63040 - Fuel- Vehicles	$ 6,144	$ 8,511	$ 8,848	$ 10,991	$ 9,466	$ 3,135	$ 9,000	$ 9,500	34.83%
64000 - Telephone	$ 7,713	$ 5,454	$ 4,843	$ 5,469	$ 5,707	$ 1,840	$ 5,100	$ 5,100	36.09%
64010 - Cellular Phone	$ 1,707	$ 3,849	$ 3,891	$ 3,901	$ 3,351	$ 1,098	$ 4,500	$ 4,500	24.40%
Contingency and Other	**$ -**	**$ -**	**$ -**	**$ -**	**$ -**	**$ -**	**$ -**	**$ -**	**0.00%**
89000 - Addition to Fund Balance	$ -	$ -	$ -	$ -	$ -	$ -	$ -	$ -	0.00%
Contractual Services	**$ 205,024**	**$ 111,075**	**$ 141,834**	**$ 146,660**	**$ 158,380**	**$ 29,894**	**$ 160,567**	**$ 168,772**	**18.62%**
50150 - Contractual/Consulting Services	$ 29,580	$ 20,569	$ 19,586	$ 12,648	$ 22,291	$ 1,824	$ 22,000	$ 22,000	8.29%
50180 - Veterinarian Services	$ 4,240	$ 5,382	$ 6,156	$ 10,786	$ 9,241	$ 2,170	$ 8,000	$ 8,000	27.12%
50340 - Software Licensing Cost	$ 91,696	$ 43,210	$ 49,628	$ 67,791	$ 37,259	$ 16,650	$ 65,000	$ 65,000	25.62%
50380 - Cremation Services	$ 300	$ 300	$ -	$ 198	$ 3,426	$ 585	$ 750	$ 750	78.01%
52000 - Disposal and Water Softener Srvs	$ 1,153	$ 453	$ 372	$ 279	$ 130	$ 200	$ 1,700	$ 1,700	11.75%
52020 - Repairs and Maintenance- Roads	$ 2,448	$ 5,118	$ 270	$ -	$ 1,467	$ -	$ 2,000	$ 2,500	0.00%
52110 - Repairs and Maint- Buildings	$ 45,631	$ 7,912	$ 19,171	$ 9,148	$ 14,712	$ 1,711	$ 6,000	$ 7,000	28.52%
52120 - Repairs and Maint- Grounds	$ 5,282	$ -	$ 15,355	$ -	$ 5,788	$ 604	$ 5,000	$ 5,000	12.07%
52130 - Repairs and Maint- Computers	$ -	$ -	$ 566	$ -	$ 9,729	$ -	$ 1,000	$ 1,000	0.00%
52140 - Repairs and Maint- Copiers	$ 510	$ 761	$ 1,018	$ 1,251	$ 1,271	$ 599	$ 1,000	$ 1,000	59.91%
52150 - Repairs and Maint- Comm Equip	$ -	$ 525	$ -	$ -	$ -	$ -	$ 500	$ 500	0.00%
52160 - Repairs and Maint- Equipment	$ (309)	$ 48	$ 600	$ 7,450	$ 276	$ -	$ 2,000	$ 2,000	0.00%
52230 - Repairs and Maint- Vehicles	$ 3,457	$ 4,999	$ 3,105	$ 5,191	$ 9,573	$ 3,298	$ 5,000	$ 7,000	65.97%
53000 - Liability Insurance	$ 8,352	$ 12,927	$ 17,205	$ 20,128	$ 28,800	$ -	$ 28,304	$ 28,304	0.00%
53020 - Unemployment Claims	$ 264	$ 391	$ 236	$ 324	$ 389	$ -	$ 456	$ 456	0.00%
53040 - General Advertising	$ 3,996	$ 4,274	$ 2,122	$ 4,377	$ 7,049	$ 958	$ 2,500	$ 3,000	38.30%
53060 - General Printing	$ 376	$ -	$ 382	$ 133	$ 546	$ -	$ 295	$ 500	0.00%
53100 - Conferences and Meetings	$ -	$ -	$ 560	$ 1,057	$ -	$ -	$ 1,500	$ 2,000	0.00%
53110 - Employee Training	$ 3,549	$ 3,177	$ 3,183	$ 4,074	$ 3,058	$ 959	$ 3,000	$ 4,000	31.95%
53120 - Employee Mileage Expense	$ 1,600	$ 115	$ 212	$ 163	$ 237	$ -	$ 1,000	$ 1,500	0.00%
53130 - General Association Dues	$ 100	$ 112	$ 507	$ 507	$ 716	$ 338	$ 500	$ 500	67.50%
53170 - Employee Medical Expense	$ 2,800	$ 800	$ 1,600	$ 1,157	$ 2,422	$ -	$ 3,062	$ 3,562	0.00%
55000 - Miscellaneous Contractual Exp	$ -	$ -	$ -	$ -	$ -	$ -	$ -	$ 1,500	0.00%
Personnel Services- Employee Benefits	**$ 133,443**	**$ 146,123**	**$ 172,843**	**$ 185,000**	**$ 183,082**	**$ 76,636**	**$ 203,269**	**$ 199,858**	**37.70%**
45000 - Healthcare Contribution	$ 47,621	$ 48,739	$ 77,814	$ 83,445	$ 69,954	$ 33,790	$ 70,116	$ 70,116	48.19%
45010 - Dental Contribution	$ 1,706	$ 1,680	$ 2,156	$ 2,321	$ 2,519	$ 1,081	$ 2,540	$ 2,540	42.55%
45100 - FICA/SS Contribution	$ 34,616	$ 44,711	$ 49,354	$ 54,659	$ 58,073	$ 23,272	$ 62,961	$ 61,122	36.96%
45200 - IMRF Contribution	$ 36,401	$ 35,390	$ 30,437	$ 30,724	$ 38,577	$ 18,494	$ 53,823	$ 52,251	34.36%
53010 - Workers Compensation	$ 13,099	$ 15,602	$ 13,081	$ 13,850	$ 13,959	$ -	$ 13,829	$ 13,829	0.00%
Personnel Services- Salaries & Wages	**$ 462,952**	**$ 595,231**	**$ 666,127**	**$ 736,051**	**$ 776,176**	**$ 313,656**	**$ 822,859**	**$ 798,820**	**38.12%**

Committee Revenue Expense Budget Report - by Account Detail

Through April 30, 2026 (41.7% YTD, 42.31% Payroll Expense through Pay Period Ending 04/25/2026)

***2021, 2022, 2023, 2024, 2025 DRAFT** and 2026 Actual Fiscal Year**

Department / Fund / Account Classification	2021 Actual Amount*	2022 Actual Amount*	2023 Actual Amount*	2024 Actual Amount*	2025 Actual Amount DRAFT**	2026 Actual Amount	2026 Amended Budget	2026 Adopted Budget	2026 YTD% Actual/Amended Budget
40000 - Salaries and Wages	$ 435,386	$ 556,257	$ 627,985	$ 689,061	$ 740,748	$ 301,228	$ 782,859	$ 758,820	38.48%
40002 - Non-Union Wage Increase	$ -	$ -	$ -	$ -	$ -	$ -	$ -	$ -	0.00%
40003 - Cost of Living Increase	$ -	$ -	$ -	$ -	$ -	$ -	$ -	$ -	0.00%
40007 - Equity Study Adjustments	$ -	$ -	$ -	$ -	$ -	$ -	$ -	$ -	0.00%
40200 - Overtime Salaries	$ 27,565	$ 38,974	$ 38,142	$ 46,989	$ 35,428	$ 12,429	$ 40,000	$ 40,000	31.07%
Transfers Out	**$ -**	**$ 30,719**	**$ -**	**$ 38,626**	**$ 37,739**	**$ 40,677**	**$ 40,677**	**$ 40,677**	**100.00%**
99000 - Transfer To Other Funds	$ -	$ -	$ -	$ -	$ -	$ -	$ -	$ -	0.00%
99001 - Transfer to General Fund 001	$ -	$ 30,719	$ -	$ 38,626	$ 37,739	$ 40,677	$ 40,677	$ 40,677	100.00%
510 Emergency Management Services									
001 General Fund									
Revenue	***$ -***	***$ -***	***$ -***	***$ 153,784***	***$ 30,843***	***$ 61,281***	***$ 72,250***	***$ 72,250***	***84.82%***
Other	**$ -**	**$ -**	**$ -**	**$ 2,500**	**$ -**	**$ -**	**$ -**	**$ -**	**0.00%**
38900 - Miscellaneous Other	$ -	$ -	$ -	$ 2,500	$ -	$ -	$ -	$ -	0.00%
Reimbursements	**$ -**	**$ -**	**$ -**	**$ 85,578**	**$ 30,843**	**$ 61,281**	**$ -**	**$ -**	**0.00%**
37130 - Emergency Mgmt Reimbursement	$ -	$ -	$ -	$ 85,578	$ 30,843	$ 61,281	$ -	$ -	0.00%
Grants	**$ -**	**$ -**	**$ -**	**$ 65,705**	**$ -**	**$ -**	**$ 72,250**	**$ 72,250**	**0.00%**
33613 - Natural Hazard Mitigation Grant	$ -	$ -	$ -	$ 65,705	$ -	$ -	$ -	$ -	0.00%
33903 - Grants - Federal Government	$ -	$ -	$ -	$ -	$ -	$ -	$ 72,250	$ 72,250	0.00%
Expenses	***$ -***	***$ -***	***$ 417,734***	***$ 607,914***	***$ 632,352***	***$ 215,448***	***$ 582,446***	***$ 567,583***	***36.99%***
Commodities	**$ -**	**$ -**	**$ 44,694**	**$ 80,379**	**$ 74,928**	**$ 4,181**	**$ 35,225**	**$ 35,225**	**11.87%**
60000 - Office Supplies	$ -	$ -	$ 2,875	$ 9,931	$ 9,777	$ 108	$ 2,600	$ 2,600	4.17%
60010 - Operating Supplies	$ -	$ -	$ 12,433	$ 37,115	$ 36,224	$ 1,335	$ 4,825	$ 4,825	27.67%
60020 - Computer Related Supplies	$ -	$ -	$ 6,157	$ 9,127	$ 3,333	$ 16	$ 1,000	$ 1,000	1.57%
60080 - Employee Recognition Supplies	$ -	$ -	$ -	$ -	$ -	$ -	$ 1,000	$ 1,000	0.00%
60210 - Uniform Supplies	$ -	$ -	$ 14,974	$ 12,010	$ 8,969	$ -	$ 1,500	$ 1,500	0.00%
60230 - Food	$ -	$ -	$ -	$ -	$ -	$ 70	$ 600	$ 600	11.61%
60250 - Medical Supplies and Drugs	$ -	$ -	$ -	$ -	$ -	$ -	$ 1,900	$ 1,900	0.00%
60590 - Communication Equip - Non-Capital	$ -	$ -	$ 8,254	$ 1,132	$ 4,043	$ 80	$ 2,000	$ 2,000	3.98%
63040 - Fuel- Vehicles	$ -	$ -	$ -	$ 11,063	$ 12,582	$ 2,572	$ 18,000	$ 18,000	14.29%
64000 - Telephone	$ -	$ -	$ -	$ -	$ -	$ -	$ 1,800	$ 1,800	0.00%
Contractual Services	**$ -**	**$ -**	**$ 24,483**	**$ 118,745**	**$ 71,510**	**$ 7,017**	**$ 36,905**	**$ 36,905**	**19.01%**
50150 - Contractual/Consulting Services	$ -	$ -	$ -	$ 61,472	$ -	$ -	$ -	$ -	0.00%
50340 - Software Licensing Cost	$ -	$ -	$ -	$ -	$ -	$ 1,829	$ 12,340	$ 12,340	14.82%
52150 - Repairs and Maint- Comm Equip	$ -	$ -	$ -	$ 7,946	$ 16,841	$ 33	$ 1,420	$ 1,420	2.35%
52160 - Repairs and Maint- Equipment	$ -	$ -	$ 4,316	$ 3,063	$ 2,294	$ -	$ 3,100	$ 3,100	0.00%
52230 - Repairs and Maint- Vehicles	$ -	$ -	$ 8,480	$ 26,359	$ 24,304	$ 1,998	$ 11,500	$ 11,500	17.37%
53100 - Conferences and Meetings	$ -	$ -	$ 497	$ 489	$ 447	$ 290	$ 500	$ 500	58.02%
53110 - Employee Training	$ -	$ -	$ 1,569	$ 3,971	$ 5,614	$ 1,754	$ 2,800	$ 2,800	62.64%
53130 - General Association Dues	$ -	$ -	$ 270	$ 349	$ 768	$ 393	$ 645	$ 645	60.93%
55000 - Miscellaneous Contractual Exp	$ -	$ -	$ 9,350	$ 15,095	$ 21,241	$ 720	$ 4,600	$ 4,600	15.65%
Personnel Services- Employee Benefits	**$ -**	**$ -**	**$ 22,771**	**$ 30,814**	**$ -**	**$ -**	**$ 134,969**	**$ 134,969**	**0.00%**
45000 - Healthcare Contribution	$ -	$ -	$ 22,397	$ 30,115	$ -	$ -	$ 55,530	$ 55,530	0.00%

Committee Revenue Expense Budget Report - by Account Detail

Through April 30, 2026 (41.7% YTD, 42.31% Payroll Expense through Pay Period Ending 04/25/2026)

***2021, 2022, 2023, 2024, 2025 DRAFT** and 2026 Actual Fiscal Year**

Department / Fund / Account Classification	2021 Actual Amount*	2022 Actual Amount*	2023 Actual Amount*	2024 Actual Amount*	2025 Actual Amount DRAFT**	2026 Actual Amount	2026 Amended Budget	2026 Adopted Budget	2026 YTD% Actual/Amended Budget
45010 - Dental Contribution	$ -	$ -	$ 373	$ 699	$ -	$ -	$ 552	$ 552	0.00%
45100 - FICA/SS Contribution	$ -	$ -	$ -	$ -	$ -	$ -	$ 37,908	$ 37,908	0.00%
45200 - IMRF Contribution	$ -	$ -	$ -	$ -	$ -	$ -	$ 32,406	$ 32,406	0.00%
53010 - Workers Compensation	$ -	$ -	$ -	$ -	$ -	$ -	$ 8,573	$ 8,573	0.00%
Personnel Services- Salaries & Wages	**$ -**	**$ -**	**$ 325,786**	**$ 408,790**	**$ 485,914**	**$ 204,250**	**$ 510,316**	**$ 495,453**	**40.02%**
40000 - Salaries and Wages	$ -	$ -	$ 325,786	$ 408,790	$ 485,914	$ 204,250	$ 510,316	$ 495,453	40.02%
40002 - Non-Union Wage Increase	$ -	$ -	$ -	$ -	$ -	$ -	$ -	$ -	0.00%
40003 - Cost of Living Increase	$ -	$ -	$ -	$ -	$ -	$ -	$ -	$ -	0.00%
40007 - Equity Study Adjustments	$ -	$ -	$ -	$ -	$ -	$ -	$ -	$ -	0.00%
Services	**$ -**	**$ -**	**$ -**	**$ (30,814)**	**$ -**	**$ -**	**$ (134,969)**	**$ (134,969)**	**0.00%**
45005 - Healthcare Contribution Contra Account	$ -	$ -	$ -	$ (30,115)	$ -	$ -	$ (55,530)	$ (55,530)	0.00%
45015 - Dental Insurance Contra Account	$ -	$ -	$ -	$ (699)	$ -	$ -	$ (552)	$ (552)	0.00%
45105 - FICA/SS Contribution Contra Account	$ -	$ -	$ -	$ -	$ -	$ -	$ (37,908)	$ (37,908)	0.00%
45205 - IMRF Contribution Contra Account	$ -	$ -	$ -	$ -	$ -	$ -	$ (32,406)	$ (32,406)	0.00%
53015 - Worker's Comp Contra Account	$ -	$ -	$ -	$ -	$ -	$ -	$ (8,573)	$ (8,573)	0.00%
247 EMA Volunteer Fund									
Revenue	***$ -***	***$ -***	***$ 2,499***	***$ 9,597***	***$ 16,300***	***$ 905***	***$ 11,700***	***$ 11,700***	***7.74%***
Interest Revenue	**$ -**	**$ -**	**$ (101)**	**$ 797**	**$ -**	**$ -**	**$ 707**	**$ 707**	**0.00%**
38000 - Investment Income	$ -	$ -	$ (101)	$ 797	$ -	$ -	$ 707	$ 707	0.00%
Other	**$ -**	**$ -**	**$ 2,600**	**$ 8,800**	**$ 16,300**	**$ 905**	**$ 10,993**	**$ 10,993**	**8.23%**
38520 - General Donations	$ -	$ -	$ 2,600	$ 8,800	$ 16,300	$ 905	$ 3,000	$ 3,000	30.17%
38900 - Miscellaneous Other	$ -	$ -	$ -	$ -	$ -	$ -	$ -	$ -	0.00%
39900 - Fund Balance Utilization	$ -	$ -	$ -	$ -	$ -	$ -	$ 7,993	$ 7,993	0.00%
Expenses	***$ -***	***$ -***	***$ 1,741***	***$ 4,349***	***$ 7,014***	***$ 12,469***	***$ 11,700***	***$ 11,700***	***106.57%***
Commodities	**$ -**	**$ -**	**$ 723**	**$ 1,246**	**$ 2,781**	**$ 3,765**	**$ 4,900**	**$ 4,900**	**76.84%**
60010 - Operating Supplies	$ -	$ -	$ 723	$ 1,246	$ 2,781	$ 3,765	$ 4,900	$ 4,900	76.84%
Contingency and Other	**$ -**	**$ -**	**$ -**	**$ -**	**$ -**	**$ -**	**$ -**	**$ -**	**0.00%**
89000 - Addition to Fund Balance	$ -	$ -	$ -	$ -	$ -	$ -	$ -	$ -	0.00%
Contractual Services	**$ -**	**$ -**	**$ 1,018**	**$ 3,103**	**$ 4,233**	**$ 8,704**	**$ 6,800**	**$ 6,800**	**128.00%**
55000 - Miscellaneous Contractual Exp	$ -	$ -	$ 1,018	$ 3,103	$ 4,233	$ 8,704	$ 6,800	$ 6,800	128.00%
248 KC Emergency Planning									
Revenue	***$ -***	***$ -***	***$ 5,617***	***$ 5,932***	***$ 3,000***	***$ 5,550***	***$ 3,707***	***$ 3,707***	***149.72%***
Interest Revenue	**$ -**	**$ -**	**$ (83)**	**$ 632**	**$ -**	**$ -**	**$ 707**	**$ 707**	**0.00%**
38000 - Investment Income	$ -	$ -	$ (83)	$ 632	$ -	$ -	$ 707	$ 707	0.00%
Other	**$ -**	**$ -**	**$ 5,350**	**$ 4,550**	**$ 3,000**	**$ 5,550**	**$ 3,000**	**$ 3,000**	**185.00%**
38520 - General Donations	$ -	$ -	$ 5,350	$ 4,550	$ 3,000	$ 5,550	$ 3,000	$ 3,000	185.00%
Reimbursements	**$ -**	**$ -**	**$ 350**	**$ 750**	**$ -**	**$ -**	**$ -**	**$ -**	**0.00%**
37900 - Miscellaneous Reimbursement	$ -	$ -	$ 350	$ 750	$ -	$ -	$ -	$ -	0.00%
Expenses	***$ -***	***$ -***	***$ 1,080***	***$ 1,537***	***$ 849***	***$ 900***	***$ 3,707***	***$ 3,707***	***24.28%***
Commodities	**$ -**	**$ -**	**$ 209**	**$ 138**	**$ 140**	**$ -**	**$ 675**	**$ 675**	**0.00%**

Committee Revenue Expense Budget Report - by Account Detail

Through April 30, 2026 (41.7% YTD, 42.31% Payroll Expense through Pay Period Ending 04/25/2026)

***2021, 2022, 2023, 2024, 2025 DRAFT** and 2026 Actual Fiscal Year**

Department / Fund / Account Classification	2021 Actual Amount*	2022 Actual Amount*	2023 Actual Amount*	2024 Actual Amount*	2025 Actual Amount DRAFT**	2026 Actual Amount	2026 Amended Budget	2026 Adopted Budget	2026 YTD% Actual/Amended Budget
60000 - Office Supplies	$ -	$ -	$ -	$ -	$ -	$ -	$ -	$ -	0.00%
60010 - Operating Supplies	$ -	$ -	$ 209	$ 138	$ -	$ -	$ 465	$ 465	0.00%
65000 - Miscellaneous Supplies	$ -	$ -	$ -	$ -	$ 140	$ -	$ 210	$ 210	0.00%
Contingency and Other	**$ -**	**$ -**	**$ -**	**$ -**	**$ -**	**$ -**	**$ 1,532**	**$ 1,532**	**0.00%**
89000 - Addition to Fund Balance	$ -	$ -	$ -	$ -	$ -	$ -	$ 1,532	$ 1,532	0.00%
Contractual Services	**$ -**	**$ -**	**$ 871**	**$ 1,399**	**$ 709**	**$ 900**	**$ 1,500**	**$ 1,500**	**60.00%**
55000 - Miscellaneous Contractual Exp	$ -	$ -	$ 871	$ 1,399	$ 709	$ 900	$ 1,500	$ 1,500	60.00%
520 Transportation									
300 County Highway									
Revenue	***$ 6,166,540***	***$ 6,253,770***	***$ 6,445,255***	***$ 6,302,254***	***$ 6,490,840***	***$ 675,006***	***$ 7,540,124***	***$ 7,434,025***	***8.95%***
Interest Revenue	**$ (6,109)**	**$ (141,373)**	**$ 476,947**	**$ 480,720**	**$ 296,493**	**$ 26,304**	**$ 273,983**	**$ 273,983**	**9.60%**
38000 - Investment Income	$ (6,109)	$ (141,373)	$ 476,947	$ 480,720	$ 296,493	$ 26,304	$ 273,983	$ 273,983	9.60%
Other	**$ 2,097**	**$ 41,978**	**$ 16,855**	**$ 66,619**	**$ 187,133**	**$ 85,694**	**$ 1,131,792**	**$ 1,025,693**	**7.57%**
30999 - Lease Revenue	$ -	$ 34,651	$ -	$ 32,464	$ 57,038	$ 18,250	$ 42,317	$ 42,317	43.13%
38530 - Auction Sales	$ 1,997	$ 7,327	$ 10,405	$ 34,155	$ 103,200	$ 38,200	$ 15,000	$ 15,000	254.67%
38900 - Miscellaneous Other	$ 100	$ -	$ 6,450	$ -	$ 26,895	$ 29,245	$ -	$ -	0.00%
39900 - Fund Balance Utilization	$ -	$ -	$ -	$ -	$ -	$ -	$ 1,074,475	$ 968,376	0.00%
Reimbursements	**$ 544,060**	**$ 557,967**	**$ 414,895**	**$ 319,072**	**$ 325,783**	**$ 2,601**	**$ -**	**$ -**	**0.00%**
37140 - KDOT Planner Reimbursement	$ 177,279	$ 250,225	$ 322,102	$ 312,679	$ 325,389	$ -	$ -	$ -	0.00%
37150 - KDOT Service Reimbursement - Federal	$ (4,026)	$ 5,312	$ -	$ (5,312)	$ -	$ -	$ -	$ -	0.00%
37151 - KDOT Service Reimbursement - State	$ -	$ 24,934	$ 25,645	$ 7,700	$ -	$ -	$ -	$ -	0.00%
37280 - Vehicle Lease Reimbursement	$ 309,173	$ 256,338	$ -	$ -	$ -	$ -	$ -	$ -	0.00%
37900 - Miscellaneous Reimbursement	$ 61,634	$ 21,159	$ 67,148	$ 4,005	$ 393	$ 2,601	$ -	$ -	0.00%
Charges for Services	**$ 28,727**	**$ 36,922**	**$ 41,528**	**$ 32,470**	**$ 40,381**	**$ (986)**	**$ 31,054**	**$ 31,054**	**(3.18%)**
34640 - Engineering Fees	$ 22,000	$ 30,000	$ 30,000	$ 26,000	$ 30,970	$ (4,000)	$ 24,000	$ 24,000	(16.67%)
34650 - Sale of Various Material Fees	$ -	$ 288	$ 3,024	$ 99	$ -	$ -	$ 100	$ 100	0.00%
35340 - Township Administration Fee	$ 6,727	$ 6,634	$ 8,504	$ 6,371	$ 9,411	$ 3,014	$ 6,954	$ 6,954	43.34%
Transfers In	**$ 114,455**	**$ 77,500**	**$ -**	**$ -**	**$ 123,686**	**$ 175,000**	**$ 175,000**	**$ 175,000**	**100.00%**
39000 - Transfer From Other Funds	$ 114,455	$ -	$ -	$ -	$ -	$ -	$ -	$ -	0.00%
39554 - Transfer from Southwest Impact Fees Fund 554	$ -	$ -	$ -	$ -	$ -	$ -	$ -	$ -	0.00%
39555 - Transfer from Tri-Cities Impact Fees Fund 555	$ -	$ -	$ -	$ -	$ -	$ -	$ -	$ -	0.00%
39556 - Transfer from Upper Fox Impact Fees Fund 556	$ -	$ -	$ -	$ -	$ -	$ -	$ -	$ -	0.00%
39557 - Transfer from West Central Impact Fees Fund 557	$ -	$ -	$ -	$ -	$ -	$ -	$ -	$ -	0.00%
39558 - Transfer from North Impact Fees Fund 558	$ -	$ 37,500	$ -	$ -	$ 72,846	$ 87,500	$ 87,500	$ 87,500	100.00%
39559 - Transfer from Central Impact Fees Fund 559	$ -	$ 20,000	$ -	$ -	$ 22,475	$ 27,500	$ 27,500	$ 27,500	100.00%
39560 - Transfer from South Impact Fees Fund 560	$ -	$ 20,000	$ -	$ -	$ 28,365	$ 60,000	$ 60,000	$ 60,000	100.00%
Other Taxes	**$ 2,532**	**$ 7,792**	**$ 7,460**	**$ 3,983**	**$ 7,252**	**$ -**	**$ -**	**$ -**	**0.00%**
30170 - TIF Distribution Tax	$ 2,532	$ 7,792	$ 7,460	$ 3,983	$ 7,252	$ -	$ -	$ -	0.00%
Property Taxes	**$ 5,021,276**	**$ 5,007,006**	**$ 5,015,333**	**$ 5,021,616**	**$ 5,021,392**	**$ 3,765**	**$ 5,010,909**	**$ 5,010,909**	**0.08%**
30000 - Property Taxes	$ 5,021,276	$ 4,994,570	$ 4,997,959	$ 5,001,757	$ 5,000,646	$ 3,765	$ 5,010,909	$ 5,010,909	0.08%
30005 - Property Tax Revenue Recapture	$ -	$ 12,436	$ 17,374	$ 19,859	$ 20,746	$ -	$ -	$ -	0.00%
Grants	**$ -**	**$ 8,585**	**$ -**	**$ -**	**$ -**	**$ 124,183**	**$ 342,386**	**$ 342,386**	**36.27%**
33900 - Grants - Other	$ -	$ 8,585	$ -	$ -	$ -	$ -	$ -	$ -	0.00%
33903 - Grants - Federal Government	$ -	$ -	$ -	$ -	$ -	$ 124,183	$ 342,386	$ 342,386	36.27%
Licenses and Permits	**$ 459,502**	**$ 657,393**	**$ 472,238**	**$ 377,775**	**$ 488,720**	**$ 258,445**	**$ 575,000**	**$ 575,000**	**44.95%**
31350 - Oversized Moving Permits	$ 211,525	$ 241,160	$ 227,440	$ 221,175	$ 261,020	$ 156,795	$ 225,000	$ 225,000	69.69%

Committee Revenue Expense Budget Report - by Account Detail

Through April 30, 2026 (41.7% YTD, 42.31% Payroll Expense through Pay Period Ending 04/25/2026)

***2021, 2022, 2023, 2024, 2025 DRAFT** and 2026 Actual Fiscal Year**

Department / Fund / Account Classification	2021 Actual Amount*	2022 Actual Amount*	2023 Actual Amount*	2024 Actual Amount*	2025 Actual Amount DRAFT**	2026 Actual Amount	2026 Amended Budget	2026 Adopted Budget	2026 YTD% Actual/Amended Budget
31370 - Roadway Access Permits	$ 247,977	$ 416,233	$ 244,798	$ 156,600	$ 227,700	$ 101,650	$ 350,000	$ 350,000	29.04%
Expenses	***$ 6,904,614***	***$ 6,628,603***	***$ 7,344,275***	***$ 7,971,978***	***$ 9,613,312***	***$ 2,535,418***	***$ 7,540,124***	***$ 7,434,025***	***33.63%***
Capital	**$ 850,022**	**$ 525,965**	**$ 1,264,025**	**$ 1,714,910**	**$ 3,183,551**	**$ 16,813**	**$ 119,500**	**$ 119,500**	**14.07%**
70000 - Computers	$ -	$ -	$ -	$ -	$ -	$ -	$ -	$ -	0.00%

Committee Revenue Expense Budget Report - by Account Detail

Through April 30, 2026 (41.7% YTD, 42.31% Payroll Expense through Pay Period Ending 04/25/2026)

***2021, 2022, 2023, 2024, 2025 DRAFT** and 2026 Actual Fiscal Year**

Department / Fund / Account Classification	2021 Actual Amount*	2022 Actual Amount*	2023 Actual Amount*	2024 Actual Amount*	2025 Actual Amount DRAFT**	2026 Actual Amount	2026 Amended Budget	2026 Adopted Budget	2026 YTD% Actual/Amended Budget
70020 - Computer Software- Capital	$ 161,134	$ 217,088	$ 208,070	$ 75,780	$ 38,970	$ 16,813	$ 84,500	$ 84,500	19.90%
70060 - Communications Equipment	$ -	$ -	$ -	$ -	$ 213,850	$ -	$ -	$ -	0.00%
70070 - Automotive Equipment	$ 491,710	$ -	$ 882,077	$ 1,502,786	$ 2,285,898	$ -	$ -	$ -	0.00%
70080 - Office Furniture	$ 20,823	$ -	$ 62,876	$ -	$ -	$ -	$ -	$ -	0.00%
70100 - Copiers	$ -	$ -	$ -	$ -	$ -	$ -	$ -	$ -	0.00%
70110 - Machinery and Equipment	$ 54,991	$ 78,494	$ 42,553	$ 115,404	$ 619,308	$ -	$ -	$ -	0.00%
70120 - Special Purpose Equipment	$ -	$ -	$ -	$ 20,940	$ -	$ -	$ -	$ -	0.00%
72010 - Building Improvements	$ 120,673	$ 229,169	$ 67,898	$ -	$ 25,525	$ -	$ -	$ -	0.00%
73000 - Road Construction	$ -	$ -	$ -	$ -	$ -	$ -	$ -	$ -	0.00%
74010 - Highway Right of Way	$ 691	$ 1,215	$ 551	$ -	$ -	$ -	$ 35,000	$ 35,000	0.00%
Commodities	**$ 575,259**	**$ 611,509**	**$ 625,789**	**$ 634,723**	**$ 632,047**	**$ 125,911**	**$ 487,404**	**$ 487,404**	**25.83%**
60000 - Office Supplies	$ 11,535	$ 13,918	$ 22,745	$ 18,527	$ 23,893	$ 8,536	$ 25,200	$ 25,200	33.87%
60010 - Operating Supplies	$ 18,445	$ 20,981	$ 16,823	$ 26,253	$ 28,383	$ 8,240	$ 36,134	$ 36,134	22.80%
60040 - Postage	$ 66	$ 202	$ 60	$ 318	$ 199	$ 48	$ 300	$ 300	16.04%
60050 - Books and Subscriptions	$ 1,590	$ 203	$ 801	$ 235	$ 4,028	$ (15)	$ 1,500	$ 1,500	(1.02%)
60060 - Computer Software- Non Capital	$ -	$ -	$ 1,940	$ -	$ 7,538	$ -	$ -	$ -	0.00%
60070 - Computer Hardware- Non Capital	$ 16,043	$ 6,825	$ 32,159	$ 30,148	$ 17,676	$ 4,896	$ 71,500	$ 71,500	6.85%
60340 - Buildings and Grounds Supplies	$ 26,593	$ 25,196	$ 32,881	$ 51,090	$ 34,733	$ 10,644	$ 35,020	$ 35,020	30.39%
60360 - Equipment Parts/Supplies	$ -	$ -	$ -	$ -	$ 3,323	$ -	$ -	$ -	0.00%
60370 - Tools	$ -	$ -	$ -	$ -	$ -	$ -	$ -	$ -	0.00%
60380 - Liquid Salt	$ 4,043	$ 30,790	$ 26,120	$ 27,324	$ 16,673	$ -	$ -	$ -	0.00%
60400 - Crushed Stone	$ 3,974	$ 3,028	$ 3,250	$ 6,641	$ 8,441	$ -	$ 7,000	$ 7,000	0.00%
60410 - Culverts	$ -	$ -	$ -	$ -	$ -	$ -	$ -	$ -	0.00%
60430 - Sign Material	$ 49,249	$ 54,531	$ 48,659	$ 62,620	$ 53,320	$ 15,801	$ 66,400	$ 66,400	23.80%
60440 - Traffic Markers and Barricades	$ -	$ -	$ -	$ -	$ -	$ -	$ -	$ -	0.00%
63000 - Utilities- Natural Gas	$ 27,954	$ 39,193	$ 37,136	$ 28,439	$ 36,094	$ 28,970	$ 40,000	$ 40,000	72.43%
63010 - Utilities- Electric	$ 22,128	$ 18,094	$ 29,300	$ 31,819	$ 38,968	$ 12,929	$ 38,000	$ 38,000	34.02%
63020 - Utilities- Intersect Lighting	$ 113,947	$ 98,868	$ 107,752	$ 100,647	$ 121,615	$ 35,863	$ 120,000	$ 120,000	29.89%
63040 - Fuel- Vehicles	$ 241,045	$ 255,981	$ 227,906	$ 210,028	$ 196,181	$ -	$ -	$ -	0.00%
64000 - Telephone	$ 20,834	$ 24,905	$ 20,642	$ 23,188	$ 23,686	$ -	$ 25,750	$ 25,750	0.00%
64010 - Cellular Phone	$ 17,814	$ 18,796	$ 17,613	$ 17,445	$ 17,295	$ -	$ 20,600	$ 20,600	0.00%
Contingency and Other	**$ -**	**$ -**	**$ -**	**$ -**	**$ -**	**$ -**	**$ -**	**$ -**	**0.00%**
89000 - Addition to Fund Balance	$ -	$ -	$ -	$ -	$ -	$ -	$ -	$ -	0.00%
Contractual Services	**$ 1,977,404**	**$ 1,636,450**	**$ 1,458,465**	**$ 1,407,561**	**$ 1,354,064**	**$ 373,131**	**$ 1,932,552**	**$ 1,932,552**	**19.31%**
50140 - Engineering Services	$ 1,201,855	$ 997,416	$ 706,017	$ 550,918	$ 268,006	$ 6,830	$ 487,238	$ 487,238	1.40%
50150 - Contractual/Consulting Services	$ 290,066	$ 131,397	$ 123,937	$ 238,080	$ 395,564	$ 124,261	$ 537,000	$ 537,000	23.14%
50160 - Legal Services	$ 86,500	$ 48,000	$ 113,065	$ 56,085	$ 48,875	$ 20,845	$ 78,000	$ 78,000	26.72%
50210 - Medical/Dental/Hospital Services	$ 2,704	$ 1,235	$ 505	$ 3,846	$ 4,886	$ 3,418	$ 5,000	$ 5,000	68.36%
50330 - Northeast IL Plan and Metro Srvs	$ 27,143	$ 27,143	$ 54,286	$ 56,457	$ 59,172	$ 60,947	$ 61,065	$ 61,065	99.81%
50340 - Software Licensing Cost	$ 47,261	$ 44,379	$ 64,333	$ 80,434	$ 148,445	$ 77,373	$ 268,465	$ 268,465	28.82%
50480 - Security Services	$ 8,236	$ 10,743	$ 10,752	$ 15,806	$ 13,229	$ 8,652	$ 15,000	$ 15,000	57.68%
52000 - Disposal and Water Softener Srvs	$ 13,508	$ 12,620	$ 17,499	$ 17,493	$ 20,329	$ 3,736	$ 20,000	$ 20,000	18.68%
52010 - Janitorial Services	$ 28,039	$ 29,113	$ 40,726	$ 36,888	$ 36,132	$ 12,024	$ 45,000	$ 45,000	26.72%
52020 - Repairs and Maintenance- Roads	$ -	$ -	$ -	$ -	$ -	$ -	$ -	$ -	0.00%
52110 - Repairs and Maint- Buildings	$ 54,492	$ 80,411	$ 28,513	$ 101,016	$ 69,268	$ 15,160	$ 91,353	$ 91,353	16.60%
52120 - Repairs and Maint- Grounds	$ 9,524	$ 11,671	$ 15,041	$ 14,265	$ 24,400	$ 1,430	$ 28,000	$ 28,000	5.11%

Committee Revenue Expense Budget Report - by Account Detail

Through April 30, 2026 (41.7% YTD, 42.31% Payroll Expense through Pay Period Ending 04/25/2026)

***2021, 2022, 2023, 2024, 2025 DRAFT** and 2026 Actual Fiscal Year**

Department / Fund / Account Classification	2021 Actual Amount*	2022 Actual Amount*	2023 Actual Amount*	2024 Actual Amount*	2025 Actual Amount DRAFT**	2026 Actual Amount	2026 Amended Budget	2026 Adopted Budget	2026 YTD% Actual/Amended Budget
52140 - Repairs and Maint- Copiers	$ 2,783	$ 3,941	$ 6,067	$ 3,838	$ 4,622	$ 1,814	$ 6,304	$ 6,304	28.77%
52150 - Repairs and Maint- Comm Equip	$ -	$ -	$ -	$ -	$ -	$ -	$ -	$ -	0.00%
52160 - Repairs and Maint- Equipment	$ 9,772	$ 6,002	$ 6,862	$ 7,138	$ 20,672	$ 6,379	$ 16,500	$ 16,500	38.66%
52215 - Vehicle Lease	$ 68,769	$ 76,548	$ 68,252	$ -	$ -	$ -	$ -	$ -	0.00%
52230 - Repairs and Maint- Vehicles	$ 14,745	$ 18,384	$ 14,364	$ 26,836	$ 14,791	$ 731	$ 21,630	$ 21,630	3.38%
52240 - Repairs and Maint- Office Equip	$ 1,278	$ 1,897	$ 2,037	$ -	$ -	$ -	$ 3,684	$ 3,684	0.00%
53000 - Liability Insurance	$ 53,114	$ 67,485	$ 95,794	$ 100,422	$ 134,379	$ -	$ 122,955	$ 122,955	0.00%
53020 - Unemployment Claims	$ 1,678	$ 2,037	$ 1,313	$ 1,615	$ 1,812	$ -	$ 1,978	$ 1,978	0.00%
53060 - General Printing	$ 502	$ 152	$ 75	$ 169	$ 368	$ -	$ 1,655	$ 1,655	0.00%
53070 - Legal Printing	$ 4,158	$ 2,158	$ 1,419	$ 2,612	$ 7,393	$ 509	$ 2,060	$ 2,060	24.72%
53080 - Mapping	$ -	$ -	$ 8,560	$ -	$ 8,825	$ -	$ 13,390	$ 13,390	0.00%
53100 - Conferences and Meetings	$ 20,320	$ 21,407	$ 33,488	$ 33,967	$ 38,129	$ 11,548	$ 37,080	$ 37,080	31.14%
53110 - Employee Training	$ 9,157	$ 15,922	$ 15,594	$ 30,331	$ 14,500	$ 5,218	$ 35,000	$ 35,000	14.91%
53120 - Employee Mileage Expense	$ 870	$ 5,120	$ 5,014	$ 4,871	$ 3,906	$ 1,196	$ 6,180	$ 6,180	19.35%
53130 - General Association Dues	$ 20,186	$ 21,194	$ 24,614	$ 24,473	$ 16,361	$ 11,059	$ 27,662	$ 27,662	39.98%
55000 - Miscellaneous Contractual Exp	$ 744	$ 74	$ 336	$ -	$ -	$ -	$ 353	$ 353	0.00%
Personnel Services- Employee Benefits	**$ 889,200**	**$ 971,241**	**$ 968,115**	**$ 954,435**	**$ 1,010,379**	**$ 415,216**	**$ 1,104,343**	**$ 1,091,158**	**37.60%**
45000 - Healthcare Contribution	$ 410,757	$ 500,871	$ 531,357	$ 521,713	$ 537,946	$ 236,514	$ 560,127	$ 560,127	42.23%
45010 - Dental Contribution	$ 11,679	$ 12,091	$ 12,086	$ 12,460	$ 11,822	$ 5,067	$ 13,154	$ 13,154	38.52%
45100 - FICA/SS Contribution	$ 178,624	$ 199,631	$ 209,746	$ 219,350	$ 231,399	$ 94,033	$ 272,655	$ 265,547	34.49%
45200 - IMRF Contribution	$ 204,835	$ 177,200	$ 142,096	$ 131,810	$ 164,454	$ 79,601	$ 198,344	$ 192,267	40.13%
53010 - Workers Compensation	$ 83,305	$ 81,448	$ 72,830	$ 69,101	$ 64,759	$ -	$ 60,063	$ 60,063	0.00%
Personnel Services- Salaries & Wages	**$ 2,430,666**	**$ 2,710,850**	**$ 2,843,771**	**$ 2,977,056**	**$ 3,128,056**	**$ 1,271,685**	**$ 3,563,663**	**$ 3,470,749**	**35.68%**
40000 - Salaries and Wages	$ 2,351,668	$ 2,622,832	$ 2,727,277	$ 2,877,711	$ 3,006,616	$ 1,256,477	$ 3,433,663	$ 3,340,749	36.59%
40002 - Non-Union Wage Increase	$ -	$ -	$ -	$ -	$ -	$ -	$ -	$ -	0.00%
40003 - Cost of Living Increase	$ -	$ -	$ -	$ -	$ -	$ -	$ -	$ -	0.00%
40007 - Equity Study Adjustments	$ -	$ -	$ -	$ -	$ -	$ -	$ -	$ -	0.00%
40200 - Overtime Salaries	$ 78,998	$ 88,017	$ 116,495	$ 99,346	$ 121,441	$ 15,208	$ 130,000	$ 130,000	11.70%
Transfers Out	**$ 182,063**	**$ 172,588**	**$ 184,111**	**$ 283,293**	**$ 305,216**	**$ 332,662**	**$ 332,662**	**$ 332,662**	**100.00%**
99000 - Transfer To Other Funds	$ 182,063	$ -	$ -	$ -	$ -	$ -	$ -	$ -	0.00%
99001 - Transfer to General Fund 001	$ -	$ 172,588	$ 184,111	$ 183,293	$ 180,216	$ 202,662	$ 202,662	$ 202,662	100.00%
99010 - Transfer To Insurance Liability Fund 010	$ -	$ -	$ -	$ 100,000	$ 125,000	$ 130,000	$ 130,000	$ 130,000	100.00%
301 County Bridge									
Revenue	***$ 409,402***	***$ 350,225***	***$ 329,382***	***$ 394,365***	***$ 328,000***	***$ 2,193***	***$ 381,875***	***$ 381,875***	***0.57%***
Interest Revenue	**$ (134)**	**$ (4,743)**	**$ 15,811**	**$ 14,011**	**$ 14,154**	**$ 1,958**	**$ 9,180**	**$ 9,180**	**21.33%**
38000 - Investment Income	$ (134)	$ (4,743)	$ 15,811	$ 14,011	$ 14,154	$ 1,958	$ 9,180	$ 9,180	21.33%
Other	**$ -**	**$ -**	**$ -**	**$ -**	**$ -**	**$ -**	**$ -**	**$ -**	**0.00%**
39900 - Fund Balance Utilization	$ -	$ -	$ -	$ -	$ -	$ -	$ -	$ -	0.00%
Reimbursements	**$ 76,461**	**$ 42,106**	**$ -**	**$ 66,774**	**$ -**	**$ -**	**$ 60,000**	**$ 60,000**	**0.00%**
37152 - KDOT Service Reimbursement - Other	$ 76,461	$ 42,106	$ -	$ 66,774	$ -	$ -	$ 60,000	$ 60,000	0.00%
Transfers In	**$ 19,700**	**$ -**	**$ -**	**$ -**	**$ -**	**$ -**	**$ -**	**$ -**	**0.00%**
39000 - Transfer From Other Funds	$ 19,700	$ -	$ -	$ -	$ -	$ -	$ -	$ -	0.00%
Other Taxes	**$ 133**	**$ 493**	**$ 465**	**$ 249**	**$ 452**	**$ -**	**$ -**	**$ -**	**0.00%**
30170 - TIF Distribution Tax	$ 133	$ 493	$ 465	$ 249	$ 452	$ -	$ -	$ -	0.00%
Property Taxes	**$ 313,241**	**$ 312,369**	**$ 313,106**	**$ 313,332**	**$ 313,393**	**$ 235**	**$ 312,695**	**$ 312,695**	**0.08%**
30000 - Property Taxes	$ 313,241	$ 311,593	$ 312,003	$ 312,116	$ 312,090	$ 235	$ 312,695	$ 312,695	0.08%
30005 - Property Tax Revenue Recapture	$ -	$ 776	$ 1,103	$ 1,216	$ 1,303	$ -	$ -	$ -	0.00%

Committee Revenue Expense Budget Report - by Account Detail

Through April 30, 2026 (41.7% YTD, 42.31% Payroll Expense through Pay Period Ending 04/25/2026)

***2021, 2022, 2023, 2024, 2025 DRAFT** and 2026 Actual Fiscal Year**

Department / Fund / Account Classification	2021 Actual Amount*	2022 Actual Amount*	2023 Actual Amount*	2024 Actual Amount*	2025 Actual Amount DRAFT**	2026 Actual Amount	2026 Amended Budget	2026 Adopted Budget	2026 YTD% Actual/Amended Budget
Expenses	***$ 268,718***	***$ 444,359***	***$ 403,338***	***$ 409,222***	***$ 265,740***	***$ 50,705***	***$ 381,875***	***$ 381,875***	***13.28%***
Contingency and Other	**$ -**	**$ -**	**$ -**	**$ -**	**$ -**	**$ -**	**$ 69,418**	**$ 69,418**	**0.00%**
89000 - Addition to Fund Balance	$ -	$ -	$ -	$ -	$ -	$ -	$ 69,418	$ 69,418	0.00%
Contractual Services	**$ 268,718**	**$ 444,359**	**$ 403,338**	**$ 409,222**	**$ 265,740**	**$ 50,705**	**$ 312,457**	**$ 312,457**	**16.23%**
52100 - Bridge Inspection	$ 268,718	$ 444,359	$ 403,338	$ 409,222	$ 265,740	$ 50,705	$ 312,457	$ 312,457	16.23%
302 Motor Fuel Tax									
Revenue	***$ 17,689,572***	***$ 18,498,850***	***$ 16,154,711***	***$ 16,638,339***	***$ 21,208,899***	***$ 3,634,520***	***$ 39,705,968***	***$ 39,687,011***	***9.15%***
Interest Revenue	**$ (7,518)**	**$ (766,742)**	**$ 2,554,827**	**$ 2,795,269**	**$ 2,926,170**	**$ 419,089**	**$ 1,463,828**	**$ 1,463,828**	**28.63%**
38000 - Investment Income	$ (7,518)	$ (766,742)	$ 2,554,827	$ 2,795,269	$ 2,926,170	$ 419,089	$ 1,463,828	$ 1,463,828	28.63%
Other	**$ -**	**$ 184**	**$ 5,089**	**$ 117**	**$ -**	**$ -**	**$ 24,126,006**	**$ 24,107,049**	**0.00%**
38900 - Miscellaneous Other	$ -	$ 184	$ 5,089	$ 117	$ -	$ -	$ -	$ -	0.00%
39900 - Fund Balance Utilization	$ -	$ -	$ -	$ -	$ -	$ -	$ 24,126,006	$ 24,107,049	0.00%
Reimbursements	**$ -**	**$ 948,083**	**$ 423,407**	**$ 176,350**	**$ 4,133,577**	**$ 187,639**	**$ 90,000**	**$ 90,000**	**208.49%**
37150 - KDOT Service Reimbursement - Federal	$ -	$ 770,201	$ 236,488	$ 176,350	$ (0)	$ -	$ -	$ -	0.00%
37151 - KDOT Service Reimbursement - State	$ -	$ -	$ -	$ -	$ 4,133,577	$ -	$ -	$ -	0.00%
37160 - Cty Engineer Salary Reimbursemt	$ -	$ 177,882	$ 186,919	$ -	$ -	$ 187,639	$ 90,000	$ 90,000	208.49%
Transfers In	**$ -**	**$ 302,699**	**$ 3,693**	**$ -**	**$ -**	**$ -**	**$ -**	**$ -**	**0.00%**
39000 - Transfer From Other Funds	$ -	$ -	$ -	$ -	$ -	$ -	$ -	$ -	0.00%
39620 - Transfer from Motor Fuel Tax Debt Service Fund 620	$ -	$ 302,699	$ 3,693	$ -	$ -	$ -	$ -	$ -	0.00%
Other Taxes	**$ 11,937,455**	**$ 12,254,990**	**$ 13,167,695**	**$ 13,666,602**	**$ 14,149,151**	**$ 3,027,792**	**$ 14,026,134**	**$ 14,026,134**	**21.59%**
30140 - Motor Fuel Tax	$ 10,315,055	$ 10,650,722	$ 11,535,413	$ 12,021,014	$ 12,485,575	$ 3,027,792	$ 12,400,000	$ 12,400,000	24.42%
33895 - Supplemental State Distribution	$ 1,622,400	$ 1,604,268	$ 1,632,282	$ 1,645,588	$ 1,663,576	$ -	$ 1,626,134	$ 1,626,134	0.00%
Grants	**$ 5,759,635**	**$ 5,759,635**	**$ -**	**$ -**	**$ -**	**$ -**	**$ -**	**$ -**	**0.00%**
33900 - Grants - Other	$ 5,759,635	$ 5,759,635	$ -	$ -	$ -	$ -	$ -	$ -	0.00%
Expenses	***$ 5,192,860***	***$ 6,324,076***	***$ 18,910,094***	***$ 18,709,228***	***$ 14,572,132***	***$ 5,824,592***	***$ 39,705,968***	***$ 39,687,011***	***14.67%***
Capital	**$ 34,018**	**$ 1,344,895**	**$ 8,938,336**	**$ 6,135,880**	**$ 447,354**	**$ 736,400**	**$ 14,942,588**	**$ 14,942,588**	**4.93%**
73000 - Road Construction	$ -	$ 1,320,230	$ 8,921,336	$ 6,035,880	$ 2,182	$ -	$ 12,817,588	$ 12,817,588	0.00%
73010 - Bridge Construction	$ -	$ -	$ -	$ -	$ 399,212	$ -	$ 500,000	$ 500,000	0.00%
74010 - Highway Right of Way	$ 34,018	$ 24,665	$ 17,000	$ 100,000	$ 45,960	$ 736,400	$ 1,625,000	$ 1,625,000	45.32%
Contractual Services	**$ 1,365,413**	**$ 1,412,958**	**$ 6,137,106**	**$ 8,543,328**	**$ 9,707,660**	**$ 3,081,176**	**$ 19,468,563**	**$ 19,468,563**	**15.83%**
50140 - Engineering Services	$ 1,317,009	$ 1,352,598	$ 1,557,521	$ 2,517,909	$ 4,099,443	$ 3,081,176	$ 13,342,186	$ 13,342,186	23.09%
52080 - Repairs and Maint- Resurfacing	$ -	$ -	$ 4,500,000	$ 5,938,820	$ 5,499,651	$ -	$ 6,000,000	$ 6,000,000	0.00%
53000 - Liability Insurance	$ 46,922	$ 58,592	$ 78,509	$ 85,228	$ 107,122	$ -	$ 124,376	$ 124,376	0.00%
53020 - Unemployment Claims	$ 1,482	$ 1,768	$ 1,076	$ 1,371	$ 1,444	$ -	$ 2,001	$ 2,001	0.00%
Personnel Services- Employee Benefits	**$ 560,894**	**$ 494,166**	**$ 480,058**	**$ 490,870**	**$ 573,004**	**$ 240,484**	**$ 673,407**	**$ 671,051**	**35.71%**
45000 - Healthcare Contribution	$ 70,596	$ 77,722	$ 88,704	$ 97,634	$ 126,838	$ 44,929	$ 128,044	$ 128,044	35.09%
45010 - Dental Contribution	$ 2,666	$ 2,666	$ 2,946	$ 3,097	$ 3,188	$ 939	$ 3,148	$ 3,148	29.83%
45100 - FICA/SS Contribution	$ 191,384	$ 180,435	$ 195,974	$ 206,301	$ 226,280	$ 105,285	$ 271,426	$ 270,156	38.79%

Committee Revenue Expense Budget Report - by Account Detail

Through April 30, 2026 (41.7% YTD, 42.31% Payroll Expense through Pay Period Ending 04/25/2026)

***2021, 2022, 2023, 2024, 2025 DRAFT** and 2026 Actual Fiscal Year**

Department / Fund / Account Classification	2021 Actual Amount*	2022 Actual Amount*	2023 Actual Amount*	2024 Actual Amount*	2025 Actual Amount DRAFT**	2026 Actual Amount	2026 Amended Budget	2026 Adopted Budget	2026 YTD% Actual/Amended Budget
45200 - IMRF Contribution	$ 222,656	$ 162,628	$ 132,746	$ 125,192	$ 161,529	$ 89,332	$ 207,900	$ 206,814	42.97%
53010 - Workers Compensation	$ 73,593	$ 70,715	$ 59,688	$ 58,646	$ 55,169	$ -	$ 62,889	$ 62,889	0.00%
Personnel Services- Salaries & Wages	**$ 2,617,547**	**$ 2,475,105**	**$ 2,680,793**	**$ 2,808,103**	**$ 3,075,028**	**$ 1,420,460**	**$ 3,651,069**	**$ 3,634,468**	**38.91%**
40000 - Salaries and Wages	$ 2,339,806	$ 2,301,405	$ 2,562,431	$ 2,679,444	$ 2,892,043	$ 1,241,452	$ 3,351,069	$ 3,334,468	37.05%
40002 - Non-Union Wage Increase	$ -	$ -	$ -	$ -	$ -	$ -	$ -	$ -	0.00%
40003 - Cost of Living Increase	$ -	$ -	$ -	$ -	$ -	$ -	$ -	$ -	0.00%
40007 - Equity Study Adjustments	$ -	$ -	$ -	$ -	$ -	$ -	$ -	$ -	0.00%
40200 - Overtime Salaries	$ 277,740	$ 173,700	$ 118,361	$ 128,659	$ 182,985	$ 179,007	$ 300,000	$ 300,000	59.67%
Services	**$ 506,290**	**$ 504,784**	**$ 568,934**	**$ 621,112**	**$ 661,676**	**$ 230,300**	**$ 854,568**	**$ 854,568**	**26.95%**
45410 - Teamsters Contribution	$ 506,290	$ 504,784	$ 568,934	$ 621,112	$ 661,676	$ 230,300	$ 854,568	$ 854,568	26.95%
Transfers Out	**$ 108,698**	**$ 92,169**	**$ 104,868**	**$ 109,934**	**$ 107,411**	**$ 115,773**	**$ 115,773**	**$ 115,773**	**100.00%**
99000 - Transfer To Other Funds	$ 108,698	$ -	$ -	$ -	$ -	$ -	$ -	$ -	0.00%
99001 - Transfer to General Fund 001	$ -	$ 92,169	$ 104,868	$ 109,934	$ 107,411	$ 115,773	$ 115,773	$ 115,773	100.00%
303 County Highway Matching									
Revenue	***$ 65,162***	***$ 61,905***	***$ 82,103***	***$ 76,532***	***$ 68,048***	***$ (79)***	***$ 75,011***	***$ 75,011***	***(0.11%)***
Interest Revenue	**$ (101)**	**$ (4,949)**	**$ 16,718**	**$ 11,113**	**$ 2,656**	**$ (128)**	**$ 9,886**	**$ 9,886**	**(1.29%)**
38000 - Investment Income	$ (101)	$ (4,949)	$ 16,718	$ 11,113	$ 2,656	$ (128)	$ 9,886	$ 9,886	(1.29%)
Other	**$ -**	**$ -**	**$ -**	**$ -**	**$ -**	**$ -**	**$ -**	**$ -**	**0.00%**
39900 - Fund Balance Utilization	$ -	$ -	$ -	$ -	$ -	$ -	$ -	$ -	0.00%
Transfers In	**$ -**	**$ 1,700**	**$ -**	**$ -**	**$ -**	**$ -**	**$ -**	**$ -**	**0.00%**
39000 - Transfer From Other Funds	$ -	$ 1,700	$ -	$ -	$ -	$ -	$ -	$ -	0.00%
Other Taxes	**$ 44**	**$ 111**	**$ 97**	**$ 52**	**$ 94**	**$ -**	**$ -**	**$ -**	**0.00%**
30170 - TIF Distribution Tax	$ 44	$ 111	$ 97	$ 52	$ 94	$ -	$ -	$ -	0.00%
Property Taxes	**$ 65,219**	**$ 65,043**	**$ 65,288**	**$ 65,367**	**$ 65,298**	**$ 49**	**$ 65,125**	**$ 65,125**	**0.08%**
30000 - Property Taxes	$ 65,219	$ 64,881	$ 65,044	$ 65,134	$ 65,001	$ 49	$ 65,125	$ 65,125	0.08%
30005 - Property Tax Revenue Recapture	$ -	$ 162	$ 244	$ 233	$ 297	$ -	$ -	$ -	0.00%
Expenses	***$ -***	***$ 81,146***	***$ 81,850***	***$ 300,000***	***$ 155,530***	***$ 64,000***	***$ 75,011***	***$ 75,011***	***85.32%***
Capital	**$ -**	**$ -**	**$ -**	**$ -**	**$ -**	**$ -**	**$ -**	**$ -**	**0.00%**
74010 - Highway Right of Way	$ -	$ -	$ -	$ -	$ -	$ -	$ -	$ -	0.00%
Commodities	**$ -**	**$ 81,146**	**$ 81,850**	**$ 300,000**	**$ 155,530**	**$ 64,000**	**$ 64,000**	**$ 64,000**	**100.00%**
60390 - Rock Salt	$ -	$ 81,146	$ 81,850	$ 300,000	$ 155,530	$ 64,000	$ 64,000	$ 64,000	100.00%
Contingency and Other	**$ -**	**$ -**	**$ -**	**$ -**	**$ -**	**$ -**	**$ 11,011**	**$ 11,011**	**0.00%**
89000 - Addition to Fund Balance	$ -	$ -	$ -	$ -	$ -	$ -	$ 11,011	$ 11,011	0.00%
304 Motor Fuel Local Option									
Revenue	***$ 9,611,752***	***$ 9,198,670***	***$ 10,809,891***	***$ 11,430,021***	***$ 12,044,169***	***$ 2,849,071***	***$ 20,323,347***	***$ 20,323,347***	***14.02%***
Interest Revenue	**$ 3,613**	**$ (149,996)**	**$ 586,322**	**$ 760,665**	**$ 1,023,080**	**$ 141,804**	**$ 338,947**	**$ 338,947**	**41.84%**
38000 - Investment Income	$ 3,613	$ (149,996)	$ 586,322	$ 760,665	$ 1,023,080	$ 141,804	$ 338,947	$ 338,947	41.84%

Committee Revenue Expense Budget Report - by Account Detail

Through April 30, 2026 (41.7% YTD, 42.31% Payroll Expense through Pay Period Ending 04/25/2026)

***2021, 2022, 2023, 2024, 2025 DRAFT** and 2026 Actual Fiscal Year**

Department / Fund / Account Classification	2021 Actual Amount*	2022 Actual Amount*	2023 Actual Amount*	2024 Actual Amount*	2025 Actual Amount DRAFT**	2026 Actual Amount	2026 Amended Budget	2026 Adopted Budget	2026 YTD% Actual/Amended Budget
Other	**$ -**	**$ -**	**$ -**	**$ -**	**$ -**	**$ -**	**$ 9,351,400**	**$ 9,351,400**	**0.00%**
39900 - Fund Balance Utilization	$ -	$ -	$ -	$ -	$ -	$ -	$ 9,351,400	$ 9,351,400	0.00%
Reimbursements	**$ 89,656**	**$ 202,774**	**$ 336,187**	**$ 477,719**	**$ 434,829**	**$ 59,336**	**$ 150,000**	**$ 150,000**	**39.56%**
37150 - KDOT Service Reimbursement - Federal	$ -	$ -	$ -	$ 24,412	$ 181,878	$ -	$ -	$ -	0.00%
37151 - KDOT Service Reimbursement - State	$ -	$ -	$ -	$ 171,028	$ -	$ -	$ -	$ -	0.00%
37152 - KDOT Service Reimbursement - Other	$ -	$ -	$ -	$ 26,105	$ 26,105	$ -	$ -	$ -	0.00%
37900 - Miscellaneous Reimbursement	$ 89,656	$ 202,774	$ 336,187	$ 256,174	$ 226,846	$ 59,336	$ 150,000	$ 150,000	39.56%
Charges for Services	**$ -**	**$ 33,923**	**$ 42,530**	**$ 13,218**	**$ -**	**$ -**	**$ -**	**$ -**	**0.00%**
34640 - Engineering Fees	$ -	$ 33,923	$ 42,530	$ 13,218	$ -	$ -	$ -	$ -	0.00%
Transfers In	**$ 673,500**	**$ -**	**$ -**	**$ -**	**$ -**	**$ -**	**$ -**	**$ -**	**0.00%**
39000 - Transfer From Other Funds	$ 673,500	$ -	$ -	$ -	$ -	$ -	$ -	$ -	0.00%
Other Taxes	**$ 8,844,983**	**$ 9,111,970**	**$ 9,844,852**	**$ 10,178,419**	**$ 10,586,260**	**$ 2,635,974**	**$ 10,483,000**	**$ 10,483,000**	**25.15%**
30150 - County Local Option Tax	$ 8,844,983	$ 9,111,970	$ 9,844,852	$ 10,178,419	$ 10,586,260	$ 2,635,974	$ 10,483,000	$ 10,483,000	25.15%
Grants	**$ -**	**$ -**	**$ -**	**$ -**	**$ -**	**$ 11,957**	**$ -**	**$ -**	**0.00%**
33903 - Grants - Federal Government	$ -	$ -	$ -	$ -	$ -	$ 11,957	$ -	$ -	0.00%
Expenses	***$ 10,375,090***	***$ 11,208,752***	***$ 11,217,227***	***$ 5,724,386***	***$ 8,910,379***	***$ 2,113,462***	***$ 20,323,347***	***$ 20,323,347***	***10.40%***
Capital	**$ 532,900**	**$ 34,413**	**$ 871,591**	**$ 390,044**	**$ 759,860**	**$ 815,160**	**$ 4,339,000**	**$ 4,339,000**	**18.79%**
70070 - Automotive Equipment	$ -	$ -	$ -	$ -	$ -	$ 815,160	$ 1,725,000	$ 1,725,000	47.26%
70110 - Machinery and Equipment	$ -	$ -	$ 55,549	$ -	$ -	$ -	$ 1,210,000	$ 1,210,000	0.00%
72010 - Building Improvements	$ -	$ -	$ -	$ -	$ -	$ -	$ 145,000	$ 145,000	0.00%
73000 - Road Construction	$ -	$ -	$ 813,942	$ 390,044	$ 759,860	$ -	$ 1,059,000	$ 1,059,000	0.00%
73010 - Bridge Construction	$ 532,280	$ 25,313	$ -	$ -	$ -	$ -	$ -	$ -	0.00%
74010 - Highway Right of Way	$ 620	$ 9,100	$ 2,100	$ -	$ -	$ -	$ 200,000	$ 200,000	0.00%
Commodities	**$ 2,218,754**	**$ 1,795,361**	**$ 2,426,294**	**$ 2,172,174**	**$ 2,370,812**	**$ 971,686**	**$ 2,217,860**	**$ 2,217,860**	**43.81%**
60210 - Uniform Supplies	$ 22,016	$ 23,211	$ 24,851	$ 24,721	$ 25,816	$ 10,780	$ 32,000	$ 32,000	33.69%
60330 - Vehicle Parts/Supplies	$ 150,141	$ 172,641	$ 160,693	$ 203,693	$ 211,536	$ 107,076	$ 217,000	$ 217,000	49.34%
60360 - Equipment Parts/Supplies	$ 84,691	$ 77,411	$ 97,993	$ 124,043	$ 122,468	$ 47,604	$ 183,600	$ 183,600	25.93%
60370 - Tools	$ 9,277	$ 6,317	$ 12,074	$ 9,566	$ 24,059	$ 11,139	$ 15,450	$ 15,450	72.09%
60380 - Liquid Salt	$ -	$ -	$ -	$ -	$ -	$ 28,339	$ 41,200	$ 41,200	68.78%
60390 - Rock Salt	$ 1,038,303	$ 823,901	$ 619,745	$ 288,032	$ 553,421	$ 624,678	$ 1,061,960	$ 1,061,960	58.82%
60410 - Culverts	$ 2,106	$ 8,013	$ 3,424	$ 8,363	$ 9,709	$ 5,650	$ 15,450	$ 15,450	36.57%
60420 - Road Material	$ 20,129	$ 13,215	$ 35,565	$ 34,634	$ 25,979	$ 1,925	$ 341,200	$ 341,200	0.56%
60440 - Traffic Markers and Barricades	$ 1,388	$ 8,310	$ 990	$ 4,612	$ 12,971	$ 13,060	$ 10,000	$ 10,000	130.60%
60590 - Communication Equip - Non-Capital	$ -	$ -	$ -	$ -	$ 20,933	$ -	$ -	$ -	0.00%
63020 - Utilities- Intersect Lighting	$ 890,703	$ 662,341	$ 1,470,958	$ 1,474,512	$ 1,363,857	$ -	$ -	$ -	0.00%
63040 - Fuel- Vehicles	$ -	$ -	$ -	$ -	$ 63	$ 121,435	$ 300,000	$ 300,000	40.48%
Contingency and Other	**$ -**	**$ -**	**$ -**	**$ -**	**$ -**	**$ -**	**$ -**	**$ -**	**0.00%**
89000 - Addition to Fund Balance	$ -	$ -	$ -	$ -	$ -	$ -	$ -	$ -	0.00%
Contractual Services	**$ 7,566,395**	**$ 9,378,978**	**$ 7,919,342**	**$ 3,162,168**	**$ 5,779,707**	**$ 326,616**	**$ 13,766,487**	**$ 13,766,487**	**2.37%**
50140 - Engineering Services	$ 325,958	$ 374,589	$ 404,378	$ 456,330	$ 559,890	$ 164,073	$ 2,605,000	$ 2,605,000	6.30%
52020 - Repairs and Maintenance- Roads	$ 4,666	$ 12,679	$ 22,606	$ 40,386	$ 19,025	$ 4,675	$ 16,987	$ 16,987	27.52%
52040 - Repairs and Maintenance- Bridges	$ 686,758	$ 444,477	$ 153,886	$ -	$ 157,882	$ -	$ 4,055,000	$ 4,055,000	0.00%
52050 - Repairs and Maint- Cracksealing	$ -	$ 406,438	$ 790,773	$ 243,264	$ -	$ -	$ 640,000	$ 640,000	0.00%
52070 - Repairs and Maint- Pavement Mark	$ 766,626	$ 1,011,857	$ 960,876	$ 1,410,403	$ 625,731	$ -	$ 1,596,500	$ 1,596,500	0.00%

Committee Revenue Expense Budget Report - by Account Detail

Through April 30, 2026 (41.7% YTD, 42.31% Payroll Expense through Pay Period Ending 04/25/2026)

***2021, 2022, 2023, 2024, 2025 DRAFT** and 2026 Actual Fiscal Year**

Department / Fund / Account Classification	2021 Actual Amount*	2022 Actual Amount*	2023 Actual Amount*	2024 Actual Amount*	2025 Actual Amount DRAFT**	2026 Actual Amount	2026 Amended Budget	2026 Adopted Budget	2026 YTD% Actual/Amended Budget
52080 - Repairs and Maint- Resurfacing	$ 5,782,388	$ 7,128,939	$ 5,586,822	$ 301,476	$ 3,706,177	$ (46,348)	$ 1,000,000	$ 1,000,000	(4.63%)
52090 - Repairs and Maint- Traffic Light	$ -	$ -	$ -	$ -	$ -	$ 243,954	$ 2,000,000	$ 2,000,000	12.20%
52100 - Bridge Inspection	$ -	$ -	$ -	$ -	$ -	$ -	$ 238,000	$ 238,000	0.00%
52280 - Pavement Preservation	$ -	$ -	$ -	$ 710,309	$ 711,002	$ (39,738)	$ 1,615,000	$ 1,615,000	(2.46%)
Transfers Out	**$ 57,041**	**$ -**	**$ -**	**$ -**	**$ -**	**$ -**	**$ -**	**$ -**	**0.00%**
99000 - Transfer To Other Funds	$ 57,041	$ -	$ -	$ -	$ -	$ -	$ -	$ -	0.00%
305 Transportation Sales Tax									
Revenue	***$ 20,235,643***	***$ 20,019,370***	***$ 22,209,458***	***$ 25,289,863***	***$ 36,455,039***	***$ 10,525,188***	***$ 39,600,854***	***$ 39,600,854***	***26.58%***
Interest Revenue	**$ (12,648)**	**$ (733,411)**	**$ 2,479,605**	**$ 3,184,763**	**$ 4,293,327**	**$ 655,797**	**$ 1,425,696**	**$ 1,425,696**	**46.00%**
38000 - Investment Income	$ (12,648)	$ (733,411)	$ 2,479,605	$ 3,184,763	$ 4,293,327	$ 655,797	$ 1,425,696	$ 1,425,696	46.00%
Other	**$ -**	**$ -**	**$ -**	**$ -**	**$ 61,768**	**$ 65,520**	**$ 19,907,659**	**$ 19,907,659**	**0.33%**
38530 - Auction Sales	$ -	$ -	$ -	$ -	$ 61,768	$ 65,520	$ -	$ -	0.00%
39900 - Fund Balance Utilization	$ -	$ -	$ -	$ -	$ -	$ -	$ 19,907,659	$ 19,907,659	0.00%
Reimbursements	**$ 2,928,458**	**$ 2,313,796**	**$ 1,308,054**	**$ 2,495,390**	**$ 10,398,810**	**$ 5,701,162**	**$ 1,200,000**	**$ 1,200,000**	**475.10%**
37150 - KDOT Service Reimbursement - Federal	$ 2,131,844	$ 1,321,068	$ 1,230,835	$ 1,331,318	$ 1,864,379	$ -	$ -	$ -	0.00%
37151 - KDOT Service Reimbursement - State	$ -	$ 7,625	$ 31,316	$ -	$ 7,922,827	$ 3,419,174	$ -	$ -	0.00%
37152 - KDOT Service Reimbursement - Other	$ 796,613	$ 980,000	$ 37,306	$ 1,164,072	$ 611,378	$ 2,281,489	$ 1,200,000	$ 1,200,000	190.12%
37900 - Miscellaneous Reimbursement	$ -	$ 5,103	$ 8,598	$ -	$ 225	$ 500	$ -	$ -	0.00%
Charges for Services	**$ -**	**$ -**	**$ -**	**$ -**	**$ -**	**$ -**	**$ -**	**$ -**	**0.00%**
35395 - Toll Revenue	$ -	$ -	$ -	$ -	$ -	$ -	$ -	$ -	0.00%
Transfers In	**$ 1,181,400**	**$ 174,715**	**$ 1,803**	**$ 41,087**	**$ 629**	**$ -**	**$ -**	**$ -**	**0.00%**
39000 - Transfer From Other Funds	$ 1,181,400	$ -	$ -	$ -	$ -	$ -	$ -	$ -	0.00%
39540 - Transfer From Transportation Capital Fund 540	$ -	$ -	$ -	$ 27,530	$ 629	$ -	$ -	$ -	0.00%
39621 - Transfer from Transit Sales Tax Debt Service Fund 621	$ -	$ 174,715	$ 1,803	$ -	$ -	$ -	$ -	$ -	0.00%
39624 - Transfer from Longmeadow Debt Service Fund 624	$ -	$ -	$ -	$ 13,557	$ -	$ -	$ -	$ -	0.00%
Other Taxes	**$ 16,138,433**	**$ 18,064,271**	**$ 18,419,996**	**$ 19,568,623**	**$ 21,700,506**	**$ 3,785,391**	**$ 13,707,499**	**$ 13,707,499**	**27.62%**
30105 - Sales Tax- RTA	$ 16,138,433	$ 18,064,271	$ 18,419,996	$ 19,568,623	$ 21,700,506	$ 3,785,391	$ 13,707,499	$ 13,707,499	27.62%
Grants	**$ -**	**$ 200,000**	**$ -**	**$ -**	**$ -**	**$ 317,318**	**$ 3,360,000**	**$ 3,360,000**	**9.44%**
33900 - Grants - Other	$ -	$ 200,000	$ -	$ -	$ -	$ -	$ -	$ -	0.00%
33902 - Grants - State Government	$ -	$ -	$ -	$ -	$ -	$ -	$ 1,760,000	$ 1,760,000	0.00%
33903 - Grants - Federal Government	$ -	$ -	$ -	$ -	$ -	$ 317,318	$ 1,600,000	$ 1,600,000	19.83%
Expenses	***$ 12,086,200***	***$ 8,909,177***	***$ 21,040,419***	***$ 13,192,455***	***$ 15,788,841***	***$ 147,991***	***$ 39,600,854***	***$ 39,600,854***	***0.37%***
Capital	**$ 8,478,621**	**$ 3,846,028**	**$ 12,393,091**	**$ 5,224,121**	**$ 5,356,665**	**$ (485,093)**	**$ 23,750,890**	**$ 23,750,890**	**(2.04%)**
70120 - Special Purpose Equipment	$ -	$ -	$ -	$ -	$ -	$ -	$ -	$ -	0.00%
73000 - Road Construction	$ 7,652,776	$ 1,980,953	$ 10,606,660	$ 4,920,744	$ 4,892,253	$ (539,318)	$ 21,152,590	$ 21,152,590	(2.55%)
73010 - Bridge Construction	$ 270,458	$ 1,230,984	$ 1,419,376	$ 276,975	$ 29,618	$ -	$ 25,000	$ 25,000	0.00%
74010 - Highway Right of Way	$ 555,388	$ 634,091	$ 367,055	$ 26,402	$ 434,794	$ 54,225	$ 2,573,300	$ 2,573,300	2.11%
Contingency and Other	**$ -**	**$ -**	**$ -**	**$ -**	**$ -**	**$ -**	**$ -**	**$ -**	**0.00%**
89000 - Addition to Fund Balance	$ -	$ -	$ -	$ -	$ -	$ -	$ -	$ -	0.00%
Contractual Services	**$ 3,607,579**	**$ 4,099,154**	**$ 6,926,363**	**$ 6,872,660**	**$ 6,839,748**	**$ 633,084**	**$ 15,849,964**	**$ 15,849,964**	**3.99%**
50140 - Engineering Services	$ 3,459,489	$ 2,635,083	$ 5,516,116	$ 4,994,191	$ 3,227,391	$ 334,735	$ 10,666,214	$ 10,666,214	3.14%
50150 - Contractual/Consulting Services	$ 28,000	$ 55,231	$ 57,648	$ 37,969	$ 41,500	$ -	$ 3,750	$ 3,750	0.00%
50340 - Software Licensing Cost	$ -	$ -	$ -	$ -	$ -	$ 29,500	$ -	$ -	0.00%

Committee Revenue Expense Budget Report - by Account Detail

Through April 30, 2026 (41.7% YTD, 42.31% Payroll Expense through Pay Period Ending 04/25/2026)

***2021, 2022, 2023, 2024, 2025 DRAFT** and 2026 Actual Fiscal Year**

Department / Fund / Account Classification	2021 Actual Amount*	2022 Actual Amount*	2023 Actual Amount*	2024 Actual Amount*	2025 Actual Amount DRAFT**	2026 Actual Amount	2026 Amended Budget	2026 Adopted Budget	2026 YTD% Actual/Amended Budget
52040 - Repairs and Maintenance- Bridges	$ -	$ -	$ 167,453	$ -	$ 408,714	$ -	$ -	$ -	0.00%
52070 - Repairs and Maint- Pavement Mark	$ -	$ -	$ -	$ -	$ 287,105	$ -	$ -	$ -	0.00%
52080 - Repairs and Maint- Resurfacing	$ -	$ -	$ -	$ -	$ -	$ -	$ 2,000,000	$ 2,000,000	0.00%
52280 - Pavement Preservation	$ -	$ -	$ -	$ -	$ 655,964	$ -	$ -	$ -	0.00%
55010 - External Grants	$ 120,090	$ 1,408,841	$ 1,185,146	$ 1,840,499	$ 2,219,074	$ 268,850	$ 3,179,200	$ 3,179,200	8.46%
56030 - Transportation	$ -	$ -	$ -	$ -	$ -	$ -	$ 800	$ 800	0.00%
Debt Service	**$ -**	**$ -**	**$ -**	**$ -**	**$ -**	**$ -**	**$ -**	**$ -**	**0.00%**
80500 - Debt Service Requirement	$ -	$ -	$ -	$ -	$ -	$ -	$ -	$ -	0.00%
Transfers Out	**$ -**	**$ 963,995**	**$ 1,720,965**	**$ 1,095,675**	**$ 3,592,428**	**$ -**	**$ -**	**$ -**	**0.00%**
99000 - Transfer To Other Funds	$ -	$ -	$ -	$ -	$ -	$ -	$ -	$ -	0.00%
99001 - Transfer to General Fund 001	$ -	$ -	$ 2,085	$ -	$ -	$ -	$ -	$ -	0.00%
99624 - Transfer to Longmeadow Debt Service Fund 624	$ -	$ 963,995	$ 1,718,880	$ 1,095,675	$ 3,592,428	$ -	$ -	$ -	0.00%
515 Longmeadow Bond Construction									
Revenue	***$ 13,815***	***$ 4,635***	***$ 16,872***	***$ 17,514,984***	***$ 933,205***	***$ -***	***$ -***	***$ -***	***0.00%***
Interest Revenue	**$ 13,815**	**$ 4,635**	**$ 16,872**	**$ 14,984**	**$ -**	**$ -**	**$ -**	**$ -**	**0.00%**
38000 - Investment Income	$ 13,815	$ 4,635	$ 16,872	$ 14,984	$ -	$ -	$ -	$ -	0.00%
Other	**$ -**	**$ -**	**$ -**	**$ -**	**$ -**	**$ -**	**$ -**	**$ -**	**0.00%**
39900 - Fund Balance Utilization	$ -	$ -	$ -	$ -	$ -	$ -	$ -	$ -	0.00%
Reimbursements	**$ -**	**$ -**	**$ -**	**$ 17,500,000**	**$ 933,205**	**$ -**	**$ -**	**$ -**	**0.00%**
37151 - KDOT Service Reimbursement - State	$ -	$ -	$ -	$ 17,500,000	$ 933,205	$ -	$ -	$ -	0.00%
Expenses	***$ 432,281***	***$ 115,263***	***$ -***	***$ 18,112,917***	***$ 933,205***	***$ -***	***$ -***	***$ -***	***0.00%***
Capital	**$ 432,281**	**$ 115,263**	**$ -**	**$ -**	**$ -**	**$ -**	**$ -**	**$ -**	**0.00%**
73010 - Bridge Construction	$ 432,281	$ 115,263	$ -	$ -	$ -	$ -	$ -	$ -	0.00%
Contractual Services	**$ -**	**$ -**	**$ -**	**$ -**	**$ -**	**$ -**	**$ -**	**$ -**	**0.00%**
50000 - Project Administration Services	$ -	$ -	$ -	$ -	$ -	$ -	$ -	$ -	0.00%
Debt Service	**$ -**	**$ -**	**$ -**	**$ -**	**$ -**	**$ -**	**$ -**	**$ -**	**0.00%**
88980 - Transfer to Escrow Agent	$ -	$ -	$ -	$ -	$ -	$ -	$ -	$ -	0.00%
Transfers Out	**$ -**	**$ -**	**$ -**	**$ 18,112,917**	**$ 933,205**	**$ -**	**$ -**	**$ -**	**0.00%**
99624 - Transfer to Longmeadow Debt Service Fund 624	$ -	$ -	$ -	$ 18,112,917	$ 933,205	$ -	$ -	$ -	0.00%
540 Transportation Capital									
Revenue	***$ 342,588***	***$ 120,250***	***$ 11,432***	***$ 1,150***	***$ 1***	***$ -***	***$ -***	***$ -***	***0.00%***
Interest Revenue	**$ 539**	**$ (2,784)**	**$ 11,432**	**$ 1,150**	**$ 1**	**$ -**	**$ -**	**$ -**	**0.00%**
38000 - Investment Income	$ 539	$ (2,784)	$ 11,432	$ 1,150	$ 1	$ -	$ -	$ -	0.00%
Other	**$ -**	**$ -**	**$ -**	**$ -**	**$ -**	**$ -**	**$ -**	**$ -**	**0.00%**
39900 - Fund Balance Utilization	$ -	$ -	$ -	$ -	$ -	$ -	$ -	$ -	0.00%
Reimbursements	**$ 302,149**	**$ 123,034**	**$ -**	**$ -**	**$ -**	**$ -**	**$ -**	**$ -**	**0.00%**
37150 - KDOT Service Reimbursement - Federal	$ 268,950	$ 123,034	$ -	$ -	$ -	$ -	$ -	$ -	0.00%
37151 - KDOT Service Reimbursement - State	$ 33,199	$ -	$ -	$ -	$ -	$ -	$ -	$ -	0.00%
Transfers In	**$ 39,900**	**$ -**	**$ -**	**$ -**	**$ -**	**$ -**	**$ -**	**$ -**	**0.00%**
39000 - Transfer From Other Funds	$ 39,900	$ -	$ -	$ -	$ -	$ -	$ -	$ -	0.00%
Expenses	***$ 1,764,351***	***$ 201,374***	***$ 211,677***	***$ 27,530***	***$ 629***	***$ -***	***$ -***	***$ -***	***0.00%***
Capital	**$ 1,413,579**	**$ -**	**$ 200,000**	**$ -**	**$ -**	**$ -**	**$ -**	**$ -**	**0.00%**
73000 - Road Construction	$ 1,413,579	$ -	$ 200,000	$ -	$ -	$ -	$ -	$ -	0.00%

Committee Revenue Expense Budget Report - by Account Detail

Through April 30, 2026 (41.7% YTD, 42.31% Payroll Expense through Pay Period Ending 04/25/2026)

***2021, 2022, 2023, 2024, 2025 DRAFT** and 2026 Actual Fiscal Year**

Department / Fund / Account Classification	2021 Actual Amount*	2022 Actual Amount*	2023 Actual Amount*	2024 Actual Amount*	2025 Actual Amount DRAFT**	2026 Actual Amount	2026 Amended Budget	2026 Adopted Budget	2026 YTD% Actual/Amended Budget
Contingency and Other	**$ -**	**$ -**	**$ -**	**$ -**	**$ -**	**$ -**	**$ -**	**$ -**	**0.00%**
89000 - Addition to Fund Balance	$ -	$ -	$ -	$ -	$ -	$ -	$ -	$ -	0.00%
Contractual Services	**$ 350,772**	**$ 201,374**	**$ 11,677**	**$ -**	**$ -**	**$ -**	**$ -**	**$ -**	**0.00%**
50140 - Engineering Services	$ 350,772	$ 201,374	$ 11,677	$ -	$ -	$ -	$ -	$ -	0.00%
Transfers Out	**$ -**	**$ -**	**$ -**	**$ 27,530**	**$ 629**	**$ -**	**$ -**	**$ -**	**0.00%**
99305 - Transfer to Transportation Sales Tax Fund 305	$ -	$ -	$ -	$ 27,530	$ 629	$ -	$ -	$ -	0.00%
550 Aurora Area Impact Fees									
Revenue	***$ (3,002)***	***$ (5,598)***	***$ 32,472***	***$ 7,414***	***$ -***	***$ -***	***$ -***	***$ -***	***0.00%***
Interest Revenue	**$ (2)**	**$ (8,598)**	**$ 32,472**	**$ 7,414**	**$ -**	**$ -**	**$ -**	**$ -**	**0.00%**
38000 - Investment Income	$ (2)	$ (8,598)	$ 32,472	$ 7,414	$ -	$ -	$ -	$ -	0.00%
Other	**$ -**	**$ -**	**$ -**	**$ -**	**$ -**	**$ -**	**$ -**	**$ -**	**0.00%**
39900 - Fund Balance Utilization	$ -	$ -	$ -	$ -	$ -	$ -	$ -	$ -	0.00%
Charges for Services	**$ -**	**$ -**	**$ -**	**$ -**	**$ -**	**$ -**	**$ -**	**$ -**	**0.00%**

Committee Revenue Expense Budget Report - by Account Detail

Through April 30, 2026 (41.7% YTD, 42.31% Payroll Expense through Pay Period Ending 04/25/2026)

***2021, 2022, 2023, 2024, 2025 DRAFT** and 2026 Actual Fiscal Year**

Department / Fund / Account Classification	2021 Actual Amount*	2022 Actual Amount*	2023 Actual Amount*	2024 Actual Amount*	2025 Actual Amount DRAFT**	2026 Actual Amount	2026 Amended Budget	2026 Adopted Budget	2026 YTD% Actual/Amended Budget
34660 - Impact Fees	$ -	$ -	$ -	$ -	$ -	$ -	$ -	$ -	0.00%
Transfers In	**$ (3,000)**	**$ 3,000**	**$ -**	**$ -**	**$ -**	**$ -**	**$ -**	**$ -**	**0.00%**
39000 - Transfer From Other Funds	$ (3,000)	$ 3,000	$ -	$ -	$ -	$ -	$ -	$ -	0.00%
Expenses	***$ 1,200***	***$ 10,000***	***$ -***	***$ 729,895***	***$ -***	***$ -***	***$ -***	***$ -***	***0.00%***
Capital	**$ -**	**$ -**	**$ -**	**$ -**	**$ -**	**$ -**	**$ -**	**$ -**	**0.00%**
73000 - Road Construction	$ -	$ -	$ -	$ -	$ -	$ -	$ -	$ -	0.00%
Contingency and Other	**$ -**	**$ -**	**$ -**	**$ -**	**$ -**	**$ -**	**$ -**	**$ -**	**0.00%**
89000 - Addition to Fund Balance	$ -	$ -	$ -	$ -	$ -	$ -	$ -	$ -	0.00%
Contractual Services	**$ -**	**$ -**	**$ -**	**$ -**	**$ -**	**$ -**	**$ -**	**$ -**	**0.00%**
50140 - Engineering Services	$ -	$ -	$ -	$ -	$ -	$ -	$ -	$ -	0.00%
Transfers Out	**$ 1,200**	**$ 10,000**	**$ -**	**$ 729,895**	**$ -**	**$ -**	**$ -**	**$ -**	**0.00%**
99000 - Transfer To Other Funds	$ 1,200	$ -	$ -	$ -	$ -	$ -	$ -	$ -	0.00%
99560 - Transfer to South Impact Fees Fund 560	$ -	$ 10,000	$ -	$ 729,895	$ -	$ -	$ -	$ -	0.00%
551 Campton Hills Impact Fees									
Revenue	***$ (7,913)***	***$ 2,051***	***$ 7,084***	***$ 411***	***$ -***	***$ -***	***$ -***	***$ -***	***0.00%***
Interest Revenue	**$ (113)**	**$ (449)**	**$ 1,784**	**$ 411**	**$ -**	**$ -**	**$ -**	**$ -**	**0.00%**
38000 - Investment Income	$ (113)	$ (449)	$ 1,784	$ 411	$ -	$ -	$ -	$ -	0.00%
Other	**$ -**	**$ -**	**$ -**	**$ -**	**$ -**	**$ -**	**$ -**	**$ -**	**0.00%**
39900 - Fund Balance Utilization	$ -	$ -	$ -	$ -	$ -	$ -	$ -	$ -	0.00%
Charges for Services	**$ -**	**$ -**	**$ -**	**$ -**	**$ -**	**$ -**	**$ -**	**$ -**	**0.00%**
34660 - Impact Fees	$ -	$ -	$ -	$ -	$ -	$ -	$ -	$ -	0.00%
Transfers In	**$ (7,800)**	**$ 2,500**	**$ 5,300**	**$ -**	**$ -**	**$ -**	**$ -**	**$ -**	**0.00%**
39000 - Transfer From Other Funds	$ (7,800)	$ 2,500	$ 5,300	$ -	$ -	$ -	$ -	$ -	0.00%
Expenses	***$ -***	***$ 2,500***	***$ -***	***$ 40,108***	***$ -***	***$ -***	***$ -***	***$ -***	***0.00%***
Contingency and Other	**$ -**	**$ -**	**$ -**	**$ -**	**$ -**	**$ -**	**$ -**	**$ -**	**0.00%**
89000 - Addition to Fund Balance	$ -	$ -	$ -	$ -	$ -	$ -	$ -	$ -	0.00%
Contractual Services	**$ -**	**$ -**	**$ -**	**$ -**	**$ -**	**$ -**	**$ -**	**$ -**	**0.00%**
50140 - Engineering Services	$ -	$ -	$ -	$ -	$ -	$ -	$ -	$ -	0.00%
Transfers Out	**$ -**	**$ 2,500**	**$ -**	**$ 40,108**	**$ -**	**$ -**	**$ -**	**$ -**	**0.00%**
99000 - Transfer To Other Funds	$ -	$ -	$ -	$ -	$ -	$ -	$ -	$ -	0.00%
99559 - Transfer to Central Impact Fees Fund 559	$ -	$ 2,500	$ -	$ 40,108	$ -	$ -	$ -	$ -	0.00%
552 Greater Elgin Impact Fees									
Revenue	***$ 24***	***$ (5,433)***	***$ 15,481***	***$ 656***	***$ -***	***$ -***	***$ -***	***$ -***	***0.00%***
Interest Revenue	**$ 24**	**$ (5,433)**	**$ 15,481**	**$ 656**	**$ -**	**$ -**	**$ -**	**$ -**	**0.00%**
38000 - Investment Income	$ 24	$ (5,433)	$ 15,481	$ 656	$ -	$ -	$ -	$ -	0.00%
Other	**$ -**	**$ -**	**$ -**	**$ -**	**$ -**	**$ -**	**$ -**	**$ -**	**0.00%**
39900 - Fund Balance Utilization	$ -	$ -	$ -	$ -	$ -	$ -	$ -	$ -	0.00%
Charges for Services	**$ -**	**$ -**	**$ -**	**$ -**	**$ -**	**$ -**	**$ -**	**$ -**	**0.00%**

Committee Revenue Expense Budget Report - by Account Detail

Through April 30, 2026 (41.7% YTD, 42.31% Payroll Expense through Pay Period Ending 04/25/2026)

***2021, 2022, 2023, 2024, 2025 DRAFT** and 2026 Actual Fiscal Year**

Department / Fund / Account Classification	2021 Actual Amount*	2022 Actual Amount*	2023 Actual Amount*	2024 Actual Amount*	2025 Actual Amount DRAFT**	2026 Actual Amount	2026 Amended Budget	2026 Adopted Budget	2026 YTD% Actual/Amended Budget
34660 - Impact Fees	$ -	$ -	$ -	$ -	$ -	$ -	$ -	$ -	0.00%
Transfers In	**$ -**	**$ -**	**$ -**	**$ -**	**$ -**	**$ -**	**$ -**	**$ -**	**0.00%**
39000 - Transfer From Other Funds	$ -	$ -	$ -	$ -	$ -	$ -	$ -	$ -	0.00%
Expenses	***$ 9,760***	***$ 384,077***	***$ 130,016***	***$ 64,294***	***$ -***	***$ -***	***$ -***	***$ -***	***0.00%***
Capital	**$ -**	**$ 384,077**	**$ 130,016**	**$ -**	**$ -**	**$ -**	**$ -**	**$ -**	**0.00%**
73000 - Road Construction	$ -	$ 384,077	$ 130,016	$ -	$ -	$ -	$ -	$ -	0.00%
Contingency and Other	**$ -**	**$ -**	**$ -**	**$ -**	**$ -**	**$ -**	**$ -**	**$ -**	**0.00%**
89000 - Addition to Fund Balance	$ -	$ -	$ -	$ -	$ -	$ -	$ -	$ -	0.00%
Transfers Out	**$ 9,760**	**$ -**	**$ -**	**$ 64,294**	**$ -**	**$ -**	**$ -**	**$ -**	**0.00%**
99000 - Transfer To Other Funds	$ 9,760	$ -	$ -	$ -	$ -	$ -	$ -	$ -	0.00%
99558 - Transfer to North Impact Fees Fund 558	$ -	$ -	$ -	$ 64,294	$ -	$ -	$ -	$ -	0.00%
553 Northwest Impact Fees									
Revenue	***$ (662)***	***$ (3,786)***	***$ 10,764***	***$ 191***	***$ -***	***$ -***	***$ -***	***$ -***	***0.00%***
Interest Revenue	**$ 11**	**$ (4,459)**	**$ 10,764**	**$ 191**	**$ -**	**$ -**	**$ -**	**$ -**	**0.00%**
38000 - Investment Income	$ 11	$ (4,459)	$ 10,764	$ 191	$ -	$ -	$ -	$ -	0.00%
Other	**$ -**	**$ -**	**$ -**	**$ -**	**$ -**	**$ -**	**$ -**	**$ -**	**0.00%**
39900 - Fund Balance Utilization	$ -	$ -	$ -	$ -	$ -	$ -	$ -	$ -	0.00%
Charges for Services	**$ -**	**$ -**	**$ -**	**$ -**	**$ -**	**$ -**	**$ -**	**$ -**	**0.00%**
34660 - Impact Fees	$ -	$ -	$ -	$ -	$ -	$ -	$ -	$ -	0.00%
Transfers In	**$ (673)**	**$ 673**	**$ -**	**$ -**	**$ -**	**$ -**	**$ -**	**$ -**	**0.00%**
39000 - Transfer From Other Funds	$ (673)	$ 673	$ -	$ -	$ -	$ -	$ -	$ -	0.00%
Expenses	***$ 1,027***	***$ 345,000***	***$ -***	***$ 18,816***	***$ -***	***$ -***	***$ -***	***$ -***	***0.00%***
Capital	**$ -**	**$ 345,000**	**$ -**	**$ -**	**$ -**	**$ -**	**$ -**	**$ -**	**0.00%**
73000 - Road Construction	$ -	$ 345,000	$ -	$ -	$ -	$ -	$ -	$ -	0.00%
Contingency and Other	**$ -**	**$ -**	**$ -**	**$ -**	**$ -**	**$ -**	**$ -**	**$ -**	**0.00%**
89000 - Addition to Fund Balance	$ -	$ -	$ -	$ -	$ -	$ -	$ -	$ -	0.00%
Transfers Out	**$ 1,027**	**$ -**	**$ -**	**$ 18,816**	**$ -**	**$ -**	**$ -**	**$ -**	**0.00%**
99000 - Transfer To Other Funds	$ 1,027	$ -	$ -	$ -	$ -	$ -	$ -	$ -	0.00%
99558 - Transfer to North Impact Fees Fund 558	$ -	$ -	$ -	$ 18,816	$ -	$ -	$ -	$ -	0.00%
554 Southwest Impact Fees									
Revenue	***$ 38***	***$ 1,239***	***$ 29***	***$ (1)***	***$ -***	***$ -***	***$ -***	***$ -***	***0.00%***
Interest Revenue	**$ 38**	**$ 1,239**	**$ 29**	**$ (1)**	**$ -**	**$ -**	**$ -**	**$ -**	**0.00%**
38000 - Investment Income	$ 38	$ 1,239	$ 29	$ (1)	$ -	$ -	$ -	$ -	0.00%
Other	**$ -**	**$ -**	**$ -**	**$ -**	**$ -**	**$ -**	**$ -**	**$ -**	**0.00%**
39900 - Fund Balance Utilization	$ -	$ -	$ -	$ -	$ -	$ -	$ -	$ -	0.00%
Transfers In	**$ -**	**$ -**	**$ -**	**$ -**	**$ -**	**$ -**	**$ -**	**$ -**	**0.00%**
39000 - Transfer From Other Funds	$ -	$ -	$ -	$ -	$ -	$ -	$ -	$ -	0.00%
Expenses	***$ 18,763***	***$ 153,165***	***$ 110***	***$ 1***	***$ -***	***$ -***	***$ -***	***$ -***	***0.00%***
Capital	**$ -**	**$ 110,000**	**$ -**	**$ -**	**$ -**	**$ -**	**$ -**	**$ -**	**0.00%**

Committee Revenue Expense Budget Report - by Account Detail

Through April 30, 2026 (41.7% YTD, 42.31% Payroll Expense through Pay Period Ending 04/25/2026)

***2021, 2022, 2023, 2024, 2025 DRAFT** and 2026 Actual Fiscal Year**

Department / Fund / Account Classification	2021 Actual Amount*	2022 Actual Amount*	2023 Actual Amount*	2024 Actual Amount*	2025 Actual Amount DRAFT**	2026 Actual Amount	2026 Amended Budget	2026 Adopted Budget	2026 YTD% Actual/Amended Budget
73000 - Road Construction	$ -	$ -	$ -	$ -	$ -	$ -	$ -	$ -	0.00%
74010 - Highway Right of Way	$ -	$ 110,000	$ -	$ -	$ -	$ -	$ -	$ -	0.00%
Contingency and Other	**$ -**	**$ -**	**$ -**	**$ -**	**$ -**	**$ -**	**$ -**	**$ -**	**0.00%**
89000 - Addition to Fund Balance	$ -	$ -	$ -	$ -	$ -	$ -	$ -	$ -	0.00%
Contractual Services	**$ 17,743**	**$ -**	**$ -**	**$ -**	**$ -**	**$ -**	**$ -**	**$ -**	**0.00%**
50140 - Engineering Services	$ 17,743	$ -	$ -	$ -	$ -	$ -	$ -	$ -	0.00%
Transfers Out	**$ 1,020**	**$ 43,165**	**$ 110**	**$ 1**	**$ -**	**$ -**	**$ -**	**$ -**	**0.00%**
99000 - Transfer To Other Funds	$ 1,020	$ -	$ -	$ -	$ -	$ -	$ -	$ -	0.00%
99560 - Transfer to South Impact Fees Fund 560	$ -	$ 43,165	$ 110	$ 1	$ -	$ -	$ -	$ -	0.00%
555 Tri-Cities Impact Fees									
Revenue	***$ (11,193)***	***$ 11,638***	***$ 10***	***$ (0)***	***$ -***	***$ -***	***$ -***	***$ -***	***0.00%***
Interest Revenue	**$ 7**	**$ 438**	**$ 10**	**$ (0)**	**$ -**	**$ -**	**$ -**	**$ -**	**0.00%**
38000 - Investment Income	$ 7	$ 438	$ 10	$ (0)	$ -	$ -	$ -	$ -	0.00%
Other	**$ -**	**$ -**	**$ -**	**$ -**	**$ -**	**$ -**	**$ -**	**$ -**	**0.00%**
39900 - Fund Balance Utilization	$ -	$ -	$ -	$ -	$ -	$ -	$ -	$ -	0.00%
Transfers In	**$ (11,200)**	**$ 11,200**	**$ -**	**$ -**	**$ -**	**$ -**	**$ -**	**$ -**	**0.00%**
39000 - Transfer From Other Funds	$ (11,200)	$ 11,200	$ -	$ -	$ -	$ -	$ -	$ -	0.00%
Expenses	***$ 400***	***$ 43,426***	***$ 52***	***$ 1***	***$ -***	***$ -***	***$ -***	***$ -***	***0.00%***
Contingency and Other	**$ -**	**$ -**	**$ -**	**$ -**	**$ -**	**$ -**	**$ -**	**$ -**	**0.00%**
89000 - Addition to Fund Balance	$ -	$ -	$ -	$ -	$ -	$ -	$ -	$ -	0.00%
Contractual Services	**$ -**	**$ 26,086**	**$ -**	**$ -**	**$ -**	**$ -**	**$ -**	**$ -**	**0.00%**
50140 - Engineering Services	$ -	$ 26,086	$ -	$ -	$ -	$ -	$ -	$ -	0.00%
Transfers Out	**$ 400**	**$ 17,340**	**$ 52**	**$ 1**	**$ -**	**$ -**	**$ -**	**$ -**	**0.00%**
99000 - Transfer To Other Funds	$ 400	$ -	$ -	$ -	$ -	$ -	$ -	$ -	0.00%
99300 - Transfer to County Highway Fund 300	$ -	$ -	$ -	$ -	$ -	$ -	$ -	$ -	0.00%
99559 - Transfer to Central Impact Fees Fund 559	$ -	$ 17,340	$ 52	$ 1	$ -	$ -	$ -	$ -	0.00%
556 Upper Fox Impact Fees									
Revenue	***$ (2,980)***	***$ (1,342)***	***$ 10,880***	***$ 463***	***$ -***	***$ -***	***$ -***	***$ -***	***0.00%***
Interest Revenue	**$ (0)**	**$ (4,322)**	**$ 10,880**	**$ 463**	**$ -**	**$ -**	**$ -**	**$ -**	**0.00%**
38000 - Investment Income	$ (0)	$ (4,322)	$ 10,880	$ 463	$ -	$ -	$ -	$ -	0.00%
Other	**$ -**	**$ -**	**$ -**	**$ -**	**$ -**	**$ -**	**$ -**	**$ -**	**0.00%**
39900 - Fund Balance Utilization	$ -	$ -	$ -	$ -	$ -	$ -	$ -	$ -	0.00%
Charges for Services	**$ -**	**$ -**	**$ -**	**$ -**	**$ -**	**$ -**	**$ -**	**$ -**	**0.00%**
34660 - Impact Fees	$ -	$ -	$ -	$ -	$ -	$ -	$ -	$ -	0.00%
Transfers In	**$ (2,980)**	**$ 2,980**	**$ -**	**$ -**	**$ -**	**$ -**	**$ -**	**$ -**	**0.00%**
39000 - Transfer From Other Funds	$ (2,980)	$ 2,980	$ -	$ -	$ -	$ -	$ -	$ -	0.00%
Expenses	***$ 1,020***	***$ 308,000***	***$ -***	***$ 45,356***	***$ -***	***$ -***	***$ -***	***$ -***	***0.00%***
Capital	**$ -**	**$ 308,000**	**$ -**	**$ -**	**$ -**	**$ -**	**$ -**	**$ -**	**0.00%**
73000 - Road Construction	$ -	$ 308,000	$ -	$ -	$ -	$ -	$ -	$ -	0.00%

Committee Revenue Expense Budget Report - by Account Detail

Through April 30, 2026 (41.7% YTD, 42.31% Payroll Expense through Pay Period Ending 04/25/2026)

***2021, 2022, 2023, 2024, 2025 DRAFT** and 2026 Actual Fiscal Year**

Department / Fund / Account Classification	2021 Actual Amount*	2022 Actual Amount*	2023 Actual Amount*	2024 Actual Amount*	2025 Actual Amount DRAFT**	2026 Actual Amount	2026 Amended Budget	2026 Adopted Budget	2026 YTD% Actual/Amended Budget
Contingency and Other	**$ -**	**$ -**	**$ -**	**$ -**	**$ -**	**$ -**	**$ -**	**$ -**	**0.00%**
89000 - Addition to Fund Balance	$ -	$ -	$ -	$ -	$ -	$ -	$ -	$ -	0.00%
Transfers Out	**$ 1,020**	**$ -**	**$ -**	**$ 45,356**	**$ -**	**$ -**	**$ -**	**$ -**	**0.00%**
99000 - Transfer To Other Funds	$ 1,020	$ -	$ -	$ -	$ -	$ -	$ -	$ -	0.00%
99300 - Transfer to County Highway Fund 300	$ -	$ -	$ -	$ -	$ -	$ -	$ -	$ -	0.00%
99558 - Transfer to North Impact Fees Fund 558	$ -	$ -	$ -	$ 45,356	$ -	$ -	$ -	$ -	0.00%
557 West Central Impact Fees									
Revenue	***$ 5***	***$ (444)***	***$ 1,744***	***$ 402***	***$ -***	***$ -***	***$ -***	***$ -***	***0.00%***
Interest Revenue	**$ 5**	**$ (444)**	**$ 1,744**	**$ 402**	**$ -**	**$ -**	**$ -**	**$ -**	**0.00%**
38000 - Investment Income	$ 5	$ (444)	$ 1,744	$ 402	$ -	$ -	$ -	$ -	0.00%
Other	**$ -**	**$ -**	**$ -**	**$ -**	**$ -**	**$ -**	**$ -**	**$ -**	**0.00%**
39900 - Fund Balance Utilization	$ -	$ -	$ -	$ -	$ -	$ -	$ -	$ -	0.00%
Charges for Services	**$ -**	**$ -**	**$ -**	**$ -**	**$ -**	**$ -**	**$ -**	**$ -**	**0.00%**
34660 - Impact Fees	$ -	$ -	$ -	$ -	$ -	$ -	$ -	$ -	0.00%
Expenses	***$ 728***	***$ 2,000***	***$ -***	***$ 39,217***	***$ -***	***$ -***	***$ -***	***$ -***	***0.00%***
Capital	**$ -**	**$ -**	**$ -**	**$ -**	**$ -**	**$ -**	**$ -**	**$ -**	**0.00%**
73000 - Road Construction	$ -	$ -	$ -	$ -	$ -	$ -	$ -	$ -	0.00%
Transfers Out	**$ 728**	**$ 2,000**	**$ -**	**$ 39,217**	**$ -**	**$ -**	**$ -**	**$ -**	**0.00%**
99000 - Transfer To Other Funds	$ 728	$ -	$ -	$ -	$ -	$ -	$ -	$ -	0.00%
99300 - Transfer to County Highway Fund 300	$ -	$ -	$ -	$ -	$ -	$ -	$ -	$ -	0.00%
99559 - Transfer to Central Impact Fees Fund 559	$ -	$ 2,000	$ -	$ 39,217	$ -	$ -	$ -	$ -	0.00%
558 North Impact Fees									
Revenue	***$ 2,830,697***	***$ 2,139,575***	***$ 2,800,381***	***$ 1,996,962***	***$ 5,597,837***	***$ 471,348***	***$ 4,686,730***	***$ 4,686,730***	***10.06%***
Interest Revenue	**$ (5,360)**	**$ (100,815)**	**$ 321,659**	**$ 296,575**	**$ 382,304**	**$ 53,610**	**$ 182,184**	**$ 182,184**	**29.43%**
38000 - Investment Income	$ (5,360)	$ (100,815)	$ 321,659	$ 296,575	$ 382,304	$ 53,610	$ 182,184	$ 182,184	29.43%
Other	**$ 297**	**$ -**	**$ -**	**$ -**	**$ -**	**$ -**	**$ 2,754,546**	**$ 2,754,546**	**0.00%**
38900 - Miscellaneous Other	$ 297	$ -	$ -	$ -	$ -	$ -	$ -	$ -	0.00%
39900 - Fund Balance Utilization	$ -	$ -	$ -	$ -	$ -	$ -	$ 2,754,546	$ 2,754,546	0.00%
Reimbursements	**$ -**	**$ -**	**$ -**	**$ 115,000**	**$ 3,643,967**	**$ -**	**$ -**	**$ -**	**0.00%**
37151 - KDOT Service Reimbursement - State	$ -	$ -	$ -	$ 115,000	$ 3,643,967	$ -	$ -	$ -	0.00%
Charges for Services	**$ 2,700,742**	**$ 1,924,209**	**$ 2,478,722**	**$ 1,456,920**	**$ 1,571,566**	**$ 417,738**	**$ 1,750,000**	**$ 1,750,000**	**23.87%**
34660 - Impact Fees	$ 2,700,742	$ 1,924,209	$ 2,478,722	$ 1,456,920	$ 1,571,566	$ 417,738	$ 1,750,000	$ 1,750,000	23.87%
Transfers In	**$ 135,019**	**$ 316,181**	**$ -**	**$ 128,467**	**$ -**	**$ -**	**$ -**	**$ -**	**0.00%**
39000 - Transfer From Other Funds	$ 135,019	$ 316,181	$ -	$ -	$ -	$ -	$ -	$ -	0.00%
39552 - Transfer from Greater Elgin Impact Fees Fund 552	$ -	$ -	$ -	$ 64,294	$ -	$ -	$ -	$ -	0.00%
39553 - Transfer from Northwest Impact Fees Fund 553	$ -	$ -	$ -	$ 18,816	$ -	$ -	$ -	$ -	0.00%
39556 - Transfer from Upper Fox Impact Fees Fund 556	$ -	$ -	$ -	$ 45,356	$ -	$ -	$ -	$ -	0.00%
Expenses	***$ 191,187***	***$ 781,133***	***$ 4,021,443***	***$ 946,385***	***$ 4,555,892***	***$ 56,787***	***$ 4,686,730***	***$ 4,686,730***	***1.21%***
Capital	**$ -**	**$ 712,480**	**$ 4,000,066**	**$ 942,675**	**$ 839,078**	**$ (62,100)**	**$ 3,099,230**	**$ 3,099,230**	**(2.00%)**

Committee Revenue Expense Budget Report - by Account Detail

Through April 30, 2026 (41.7% YTD, 42.31% Payroll Expense through Pay Period Ending 04/25/2026)

***2021, 2022, 2023, 2024, 2025 DRAFT** and 2026 Actual Fiscal Year**

Department / Fund / Account Classification	2021 Actual Amount*	2022 Actual Amount*	2023 Actual Amount*	2024 Actual Amount*	2025 Actual Amount DRAFT**	2026 Actual Amount	2026 Amended Budget	2026 Adopted Budget	2026 YTD% Actual/Amended Budget
73000 - Road Construction	$ -	$ 710,000	$ 4,000,000	$ 755,851	$ 638,683	$ (62,100)	$ 3,099,230	$ 3,099,230	(2.00%)
74010 - Highway Right of Way	$ -	$ 2,480	$ 66	$ 186,824	$ 200,395	$ -	$ -	$ -	0.00%
Contingency and Other	**$ -**	**$ -**	**$ -**	**$ -**	**$ -**	**$ -**	**$ -**	**$ -**	**0.00%**
89000 - Addition to Fund Balance	$ -	$ -	$ -	$ -	$ -	$ -	$ -	$ -	0.00%
Contractual Services	**$ 191,187**	**$ 31,153**	**$ 21,377**	**$ 3,710**	**$ -**	**$ 31,387**	**$ 1,500,000**	**$ 1,500,000**	**2.09%**
50140 - Engineering Services	$ 191,187	$ 31,153	$ 21,377	$ 3,710	$ -	$ 31,387	$ 1,500,000	$ 1,500,000	2.09%
Transfers Out	**$ -**	**$ 37,500**	**$ -**	**$ -**	**$ 3,716,813**	**$ 87,500**	**$ 87,500**	**$ 87,500**	**100.00%**
99000 - Transfer To Other Funds	$ -	$ -	$ -	$ -	$ -	$ -	$ -	$ -	0.00%
99300 - Transfer to County Highway Fund 300	$ -	$ 37,500	$ -	$ -	$ 72,846	$ 87,500	$ 87,500	$ 87,500	100.00%
99624 - Transfer to Longmeadow Debt Service Fund 624	$ -	$ -	$ -	$ -	$ 3,643,967	$ -	$ -	$ -	0.00%
559 Central Impact Fees									
Revenue	***$ 454,322***	***$ 621,012***	***$ 967,927***	***$ 771,010***	***$ 616,092***	***$ 99,501***	***$ 2,624,644***	***$ 2,624,644***	***3.79%***
Interest Revenue	**$ (353)**	**$ (42,193)**	**$ 143,500**	**$ 235,374**	**$ 190,046**	**$ 16,643**	**$ 84,031**	**$ 84,031**	**19.81%**
38000 - Investment Income	$ (353)	$ (42,193)	$ 143,500	$ 235,374	$ 190,046	$ 16,643	$ 84,031	$ 84,031	19.81%
Other	**$ -**	**$ -**	**$ -**	**$ -**	**$ -**	**$ -**	**$ 1,990,613**	**$ 1,990,613**	**0.00%**
39900 - Fund Balance Utilization	$ -	$ -	$ -	$ -	$ -	$ -	$ 1,990,613	$ 1,990,613	0.00%
Reimbursements	**$ -**	**$ -**	**$ -**	**$ 6,814**	**$ -**	**$ -**	**$ -**	**$ -**	**0.00%**
37151 - KDOT Service Reimbursement - State	$ -	$ -	$ -	$ 6,814	$ -	$ -	$ -	$ -	0.00%
Charges for Services	**$ 360,775**	**$ 641,365**	**$ 824,375**	**$ 449,497**	**$ 426,046**	**$ 82,858**	**$ 550,000**	**$ 550,000**	**15.07%**
34660 - Impact Fees	$ 360,775	$ 641,365	$ 824,375	$ 449,497	$ 426,046	$ 82,858	$ 550,000	$ 550,000	15.07%
Transfers In	**$ 93,900**	**$ 21,840**	**$ 52**	**$ 79,326**	**$ -**	**$ -**	**$ -**	**$ -**	**0.00%**
39000 - Transfer From Other Funds	$ 93,900	$ -	$ -	$ -	$ -	$ -	$ -	$ -	0.00%
39551 - Transfer from Campton Hills Impact Fees Fund 551	$ -	$ 2,500	$ -	$ 40,108	$ -	$ -	$ -	$ -	0.00%
39555 - Transfer from Tri-Cities Impact Fees Fund 555	$ -	$ 17,340	$ 52	$ 1	$ -	$ -	$ -	$ -	0.00%
39557 - Transfer from West Central Impact Fees Fund 557	$ -	$ 2,000	$ -	$ 39,217	$ -	$ -	$ -	$ -	0.00%
Expenses	***$ 125,305***	***$ 42,086***	***$ 357,277***	***$ -***	***$ 2,809,426***	***$ 150,817***	***$ 2,624,644***	***$ 2,624,644***	***5.75%***
Capital	**$ -**	**$ -**	**$ 348,500**	**$ -**	**$ 2,310,679**	**$ 62,618**	**$ 1,689,321**	**$ 1,689,321**	**3.71%**
73000 - Road Construction	$ -	$ -	$ 348,500	$ -	$ 2,310,679	$ 62,618	$ 1,689,321	$ 1,689,321	3.71%
Contingency and Other	**$ -**	**$ -**	**$ -**	**$ -**	**$ -**	**$ -**	**$ -**	**$ -**	**0.00%**
89000 - Addition to Fund Balance	$ -	$ -	$ -	$ -	$ -	$ -	$ -	$ -	0.00%
Contractual Services	**$ 125,305**	**$ 22,086**	**$ 8,777**	**$ -**	**$ 476,272**	**$ 60,700**	**$ 907,823**	**$ 907,823**	**6.69%**
50140 - Engineering Services	$ 125,305	$ 22,086	$ 8,777	$ -	$ 476,272	$ 60,700	$ 907,823	$ 907,823	6.69%
Transfers Out	**$ -**	**$ 20,000**	**$ -**	**$ -**	**$ 22,475**	**$ 27,500**	**$ 27,500**	**$ 27,500**	**100.00%**
99000 - Transfer To Other Funds	$ -	$ -	$ -	$ -	$ -	$ -	$ -	$ -	0.00%
99300 - Transfer to County Highway Fund 300	$ -	$ 20,000	$ -	$ -	$ 22,475	$ 27,500	$ 27,500	$ 27,500	100.00%
560 South Impact Fees									
Revenue	***$ 615,298***	***$ 1,175,461***	***$ 2,103,740***	***$ 2,434,081***	***$ 1,612,643***	***$ 285,032***	***$ 4,284,237***	***$ 4,284,237***	***6.65%***
Interest Revenue	**$ (1,128)**	**$ (64,392)**	**$ 225,647**	**$ 421,662**	**$ 478,056**	**$ 67,896**	**$ 132,049**	**$ 132,049**	**51.42%**
38000 - Investment Income	$ (1,128)	$ (64,392)	$ 225,647	$ 421,662	$ 478,056	$ 67,896	$ 132,049	$ 132,049	51.42%
Other	**$ -**	**$ -**	**$ -**	**$ -**	**$ -**	**$ -**	**$ 2,952,188**	**$ 2,952,188**	**0.00%**
39900 - Fund Balance Utilization	$ -	$ -	$ -	$ -	$ -	$ -	$ 2,952,188	$ 2,952,188	0.00%

Committee Revenue Expense Budget Report - by Account Detail

Through April 30, 2026 (41.7% YTD, 42.31% Payroll Expense through Pay Period Ending 04/25/2026)

***2021, 2022, 2023, 2024, 2025 DRAFT** and 2026 Actual Fiscal Year**

Department / Fund / Account Classification	2021 Actual Amount*	2022 Actual Amount*	2023 Actual Amount*	2024 Actual Amount*	2025 Actual Amount DRAFT**	2026 Actual Amount	2026 Amended Budget	2026 Adopted Budget	2026 YTD% Actual/Amended Budget
Reimbursements	**$ -**	**$ -**	**$ -**	**$ 715,220**	**$ -**	**$ -**	**$ -**	**$ -**	**0.00%**
37151 - KDOT Service Reimbursement - State	$ -	$ -	$ -	$ 715,220	$ -	$ -	$ -	$ -	0.00%
Charges for Services	**$ 449,618**	**$ 1,099,196**	**$ 1,877,983**	**$ 567,303**	**$ 1,134,587**	**$ 217,136**	**$ 1,200,000**	**$ 1,200,000**	**18.09%**
34660 - Impact Fees	$ 449,618	$ 1,099,196	$ 1,877,983	$ 567,303	$ 1,134,587	$ 217,136	$ 1,200,000	$ 1,200,000	18.09%
Transfers In	**$ 166,808**	**$ 140,657**	**$ 110**	**$ 729,897**	**$ -**	**$ -**	**$ -**	**$ -**	**0.00%**
39000 - Transfer From Other Funds	$ 166,808	$ 87,492	$ -	$ -	$ -	$ -	$ -	$ -	0.00%
39550 - Transfer from Aurora Area Impact Fees Fund 550	$ -	$ 10,000	$ -	$ 729,895	$ -	$ -	$ -	$ -	0.00%
39554 - Transfer from Southwest Impact Fees Fund 554	$ -	$ 43,165	$ 110	$ 1	$ -	$ -	$ -	$ -	0.00%
Expenses	***$ 187,908***	***$ 180,279***	***$ 98,721***	***$ 99,275***	***$ 714,093***	***$ 61,715***	***$ 4,284,237***	***$ 4,284,237***	***1.44%***
Capital	**$ 167,908**	**$ 144,750**	**$ -**	**$ 1,565**	**$ 604,791**	**$ 1,715**	**$ 3,985,280**	**$ 3,985,280**	**0.04%**
73000 - Road Construction	$ 137,608	$ -	$ -	$ -	$ 604,513	$ -	$ 3,810,280	$ 3,810,280	0.00%
74010 - Highway Right of Way	$ 30,300	$ 144,750	$ -	$ 1,565	$ 278	$ 1,715	$ 175,000	$ 175,000	0.98%
Contingency and Other	**$ -**	**$ -**	**$ -**	**$ -**	**$ -**	**$ -**	**$ -**	**$ -**	**0.00%**
89000 - Addition to Fund Balance	$ -	$ -	$ -	$ -	$ -	$ -	$ -	$ -	0.00%
Contractual Services	**$ -**	**$ 15,529**	**$ 98,721**	**$ 97,710**	**$ 80,937**	**$ -**	**$ 238,957**	**$ 238,957**	**0.00%**
50140 - Engineering Services	$ -	$ 15,529	$ 98,721	$ 97,710	$ 80,937	$ -	$ 238,957	$ 238,957	0.00%
Transfers Out	**$ 20,000**	**$ 20,000**	**$ -**	**$ -**	**$ 28,365**	**$ 60,000**	**$ 60,000**	**$ 60,000**	**100.00%**
99000 - Transfer To Other Funds	$ 20,000	$ -	$ -	$ -	$ -	$ -	$ -	$ -	0.00%
99300 - Transfer to County Highway Fund 300	$ -	$ 20,000	$ -	$ -	$ 28,365	$ 60,000	$ 60,000	$ 60,000	100.00%
580 Health									
349 Opioid Settlement Fund									
Revenue	***$ -***	***$ 329,147***	***$ 863,454***	***$ 316,271***	***$ 2,244,423***	***$ 103,623***	***$ 2,000,000***	***$ 2,000,000***	***5.18%***
Interest Revenue	**$ -**	**$ (8,291)**	**$ 25,647**	**$ 65,893**	**$ 145,542**	**$ 23,120**	**$ 15,536**	**$ 15,536**	**148.81%**
38000 - Investment Income	$ -	$ (8,291)	$ 25,647	$ 65,893	$ 145,542	$ 23,120	$ 15,536	$ 15,536	148.81%
Other	**$ -**	**$ 337,437**	**$ 837,807**	**$ 250,378**	**$ 2,098,881**	**$ 80,503**	**$ 1,984,464**	**$ 1,984,464**	**4.06%**
38555 - Opioid Settlement	$ -	$ 337,437	$ 837,807	$ 250,378	$ 2,098,881	$ 80,503	$ 1,500,000	$ 1,500,000	5.37%
39900 - Fund Balance Utilization	$ -	$ -	$ -	$ -	$ -	$ -	$ 484,464	$ 484,464	0.00%
Expenses	***$ -***	***$ -***	***$ 106,631***	***$ 9,071***	***$ 774,647***	***$ 728,970***	***$ 2,000,000***	***$ 2,000,000***	***36.45%***
Capital	**$ -**	**$ -**	**$ -**	**$ -**	**$ 474,647**	**$ 728,970**	**$ 1,000,000**	**$ 1,000,000**	**72.90%**
72010 - Building Improvements	$ -	$ -	$ -	$ -	$ 474,647	$ 728,970	$ 1,000,000	$ 1,000,000	72.90%
Commodities	**$ -**	**$ -**	**$ 25,862**	**$ 9,071**	**$ -**	**$ -**	**$ -**	**$ -**	**0.00%**
60010 - Operating Supplies	$ -	$ -	$ 25,862	$ 9,071	$ -	$ -	$ -	$ -	0.00%
Contingency and Other	**$ -**	**$ -**	**$ -**	**$ -**	**$ -**	**$ -**	**$ -**	**$ -**	**0.00%**
89000 - Addition to Fund Balance	$ -	$ -	$ -	$ -	$ -	$ -	$ -	$ -	0.00%
Contractual Services	**$ -**	**$ -**	**$ -**	**$ -**	**$ 300,000**	**$ -**	**$ 1,000,000**	**$ 1,000,000**	**0.00%**
50150 - Contractual/Consulting Services	$ -	$ -	$ -	$ -	$ -	$ -	$ 1,000,000	$ 1,000,000	0.00%
55010 - External Grants	$ -	$ -	$ -	$ -	$ 300,000	$ -	$ -	$ -	0.00%
Personnel Services- Salaries & Wages	**$ -**	**$ -**	**$ 80,769**	**$ -**	**$ -**	**$ -**	**$ -**	**$ -**	**0.00%**
40000 - Salaries and Wages	$ -	$ -	$ 80,769	$ -	$ -	$ -	$ -	$ -	0.00%

Committee Revenue Expense Budget Report - by Account Detail

Through April 30, 2026 (41.7% YTD, 42.31% Payroll Expense through Pay Period Ending 04/25/2026)

***2021, 2022, 2023, 2024, 2025 DRAFT** and 2026 Actual Fiscal Year**

Department / Fund / Account Classification	2021 Actual Amount*	2022 Actual Amount*	2023 Actual Amount*	2024 Actual Amount*	2025 Actual Amount DRAFT**	2026 Actual Amount	2026 Amended Budget	2026 Adopted Budget	2026 YTD% Actual/Amended Budget
350 County Health									
Revenue	***$ 12,143,929***	***$ 12,599,400***	***$ 8,194,318***	***$ 8,215,854***	***$ 7,498,106***	***$ 2,522,789***	***$ 10,579,681***	***$ 10,137,811***	***23.85%***
Interest Revenue	**$ (4,546)**	**$ (139,489)**	**$ 527,183**	**$ 604,178**	**$ 437,356**	**$ 62,216**	**$ 302,934**	**$ 302,934**	**20.54%**
38000 - Investment Income	$ (4,546)	$ (139,489)	$ 527,183	$ 604,178	$ 437,356	$ 62,216	$ 302,934	$ 302,934	20.54%
Other	**$ 9,154**	**$ 402**	**$ 2,523**	**$ 19,482**	**$ 5,549**	**$ 4,652**	**$ 3,249,511**	**$ 2,807,641**	**0.14%**
38530 - Auction Sales	$ 3,828	$ -	$ -	$ -	$ -	$ -	$ -	$ -	0.00%
38900 - Miscellaneous Other	$ 5,327	$ 402	$ 2,523	$ 19,482	$ 5,549	$ 4,652	$ -	$ -	0.00%
39900 - Fund Balance Utilization	$ -	$ -	$ -	$ -	$ -	$ -	$ 3,249,511	$ 2,807,641	0.00%
Reimbursements	**$ 14,748**	**$ 10,659**	**$ 10,795**	**$ 9,883**	**$ 20,556**	**$ 8,074**	**$ 31,275**	**$ 31,275**	**25.82%**
37310 - IDHFS Fed Claiming Reimbursement	$ 7,043	$ -	$ -	$ -	$ -	$ -	$ -	$ -	0.00%
37390 - Chest X-Ray IHFS Reimbursement	$ -	$ -	$ -	$ -	$ -	$ 100	$ -	$ -	0.00%
37400 - TB Tests IHFS Reimbursement	$ -	$ -	$ -	$ -	$ 3,795	$ 2,560	$ -	$ -	0.00%
37410 - TB Office Vst IHFS Reimbursement	$ -	$ -	$ -	$ -	$ 5,085	$ 2,700	$ -	$ -	0.00%
37420 - Immunizations IHFS Reimbursement	$ -	$ -	$ 1,420	$ -	$ -	$ -	$ -	$ -	0.00%
37440 - Radon Kits Reimbursement	$ 300	$ 345	$ 285	$ 395	$ 705	$ 465	$ 350	$ 350	132.86%
37595 - Medical Billing	$ 7,405	$ 10,269	$ 8,983	$ 9,488	$ 10,971	$ 2,249	$ 10,640	$ 10,640	21.14%
37900 - Miscellaneous Reimbursement	$ -	$ 46	$ 106	$ -	$ -	$ -	$ 20,285	$ 20,285	0.00%
Charges for Services	**$ 62,356**	**$ 71,013**	**$ 73,252**	**$ 85,089**	**$ 87,888**	**$ 21,983**	**$ 97,345**	**$ 97,345**	**22.58%**
34970 - Food Plan Review Fees	$ 46,062	$ 53,318	$ 49,706	$ 63,126	$ 66,947	$ 20,001	$ 67,000	$ 67,000	29.85%
34980 - Mortgage Survey Fees	$ -	$ -	$ -	$ -	$ -	$ -	$ -	$ -	0.00%
34990 - Non-Compliance Well Fees	$ -	$ -	$ -	$ 365	$ -	$ 140	$ 550	$ 550	25.45%
35110 - Flu Shot Fees	$ -	$ -	$ -	$ -	$ -	$ -	$ -	$ -	0.00%
35130 - Immunization Fees	$ -	$ -	$ -	$ -	$ -	$ -	$ 5,400	$ 5,400	0.00%
35140 - TB Test Fees	$ -	$ -	$ -	$ -	$ -	$ -	$ 4,000	$ 4,000	0.00%
35160 - TB Office Visit Fees	$ -	$ -	$ -	$ -	$ 400	$ -	$ -	$ -	0.00%
35310 - Non-Community Well Inspection Fees	$ 6,075	$ 5,875	$ 11,460	$ 6,345	$ 7,980	$ 1,660	$ 8,500	$ 8,500	19.53%
35320 - Tanning Fees	$ -	$ -	$ 300	$ 3,225	$ 425	$ 65	$ 1,500	$ 1,500	4.33%
35900 - Miscellaneous Fees	$ 10,219	$ 11,820	$ 11,786	$ 12,028	$ 12,136	$ 117	$ 10,395	$ 10,395	1.13%
Transfers In	**$ 1,581,067**	**$ 3,730,107**	**$ 1,317,451**	**$ -**	**$ -**	**$ -**	**$ -**	**$ -**	**0.00%**
39000 - Transfer From Other Funds	$ 1,581,067	$ -	$ -	$ -	$ -	$ -	$ -	$ -	0.00%
39355 - Transfer from American Rescue Plan Fund 355	$ -	$ 3,730,107	$ 1,317,451	$ -	$ -	$ -	$ -	$ -	0.00%
Other Taxes	**$ 963**	**$ 3,069**	**$ 2,936**	**$ 1,568**	**$ 2,854**	**$ -**	**$ -**	**$ -**	**0.00%**
30170 - TIF Distribution Tax	$ 963	$ 3,069	$ 2,936	$ 1,568	$ 2,854	$ -	$ -	$ -	0.00%
Property Taxes	**$ 1,976,497**	**$ 1,970,801**	**$ 1,974,312**	**$ 1,976,699**	**$ 1,976,624**	**$ 1,482**	**$ 1,972,455**	**$ 1,972,455**	**0.08%**
30000 - Property Taxes	$ 1,976,497	$ 1,965,906	$ 1,967,497	$ 1,968,889	$ 1,968,457	$ 1,482	$ 1,972,455	$ 1,972,455	0.08%
30005 - Property Tax Revenue Recapture	$ -	$ 4,895	$ 6,815	$ 7,810	$ 8,167	$ -	$ -	$ -	0.00%
Grants	**$ 7,205,163**	**$ 5,489,360**	**$ 2,680,897**	**$ 3,817,369**	**$ 3,150,664**	**$ 773,860**	**$ 3,141,751**	**$ 3,141,751**	**24.63%**
32004 - Infection Prevention & Control Learning Collaborative Project	$ -	$ -	$ -	$ 80,000	$ -	$ -	$ -	$ -	0.00%
32005 - Greater IL Violence Prevention Council	$ -	$ -	$ 8,539	$ 88,373	$ 76,107	$ 17,235	$ 128,691	$ 128,691	13.39%
32012 - MRC-RISE Grant	$ -	$ 52,500	$ 22,500	$ -	$ 10,000	$ -	$ -	$ -	0.00%
32331 - Strengthening IL Pub Hlth Admin - SIPA Grant	$ -	$ -	$ -	$ 350,000	$ -	$ -	$ -	$ -	0.00%
32365 - COVID-19 Response Grant 22	$ -	$ 541,849	$ 401,136	$ -	$ -	$ -	$ -	$ -	0.00%
32366 - COVID-19 Vaccination Grant (C19VG)	$ -	$ -	$ 481,968	$ 1,234	$ -	$ -	$ -	$ -	0.00%
32372 - COVID-19 Contact Tracing	$ 3,779,524	$ 1,124,108	$ -	$ -	$ -	$ -	$ -	$ -	0.00%
32373 - Early Childhood Mental Health Consultation Program	$ 42,865	$ 86,759	$ 12,721	$ -	$ -	$ 13,637	$ -	$ -	0.00%
32374 - State Opioid Response (SOR) Grant	$ 591,656	$ 555,754	$ 452,737	$ 445,926	$ 762,104	$ 46,992	$ 475,000	$ 475,000	9.89%
32376 - Medical Reserve Corp Grant (MRC)	$ 10,000	$ 10,000	$ 10,000	$ 5,000	$ (820)	$ -	$ -	$ -	0.00%
32390 - IDHFS Fam Case Mgmt Match Grant	$ -	$ -	$ -	$ -	$ -	$ -	$ -	$ -	0.00%
32400 - IDHS Early Child Network Grant	$ 77,293	$ 118,750	$ 77,299	$ 144,736	$ 178,318	$ 44,769	$ 180,000	$ 180,000	24.87%

Committee Revenue Expense Budget Report - by Account Detail

Through April 30, 2026 (41.7% YTD, 42.31% Payroll Expense through Pay Period Ending 04/25/2026)

***2021, 2022, 2023, 2024, 2025 DRAFT** and 2026 Actual Fiscal Year**

Department / Fund / Account Classification	2021 Actual Amount*	2022 Actual Amount*	2023 Actual Amount*	2024 Actual Amount*	2025 Actual Amount DRAFT**	2026 Actual Amount	2026 Amended Budget	2026 Adopted Budget	2026 YTD% Actual/Amended Budget
32410 - IDHS Family Case Mgmt Grant	$ 47,254	$ 41,062	$ 50,922	$ 148,028	$ 55,093	$ -	$ -	$ -	0.00%
32460 - IDPH Preparedness Grant	$ 248,913	$ 232,594	$ 121,162	$ 286,663	$ 231,198	$ 63,594	$ 246,057	$ 246,057	25.85%
32470 - IDPH Lead Poison Case Mgmt Grant	$ 178,979	$ 189,508	$ 147,108	$ 238,170	$ 167,515	$ 103,189	$ 271,500	$ 271,500	38.01%
32480 - IDPH Get The Lead Out Grant	$ -	$ -	$ -	$ -	$ -	$ -	$ -	$ -	0.00%
32490 - IDPH Cities Readiness Grant	$ 75,959	$ 44,430	$ 31,312	$ 52,705	$ 104,023	$ 18,215	$ 93,410	$ 93,410	19.50%
32520 - IDPH Local Health Protect Grant	$ 9,000	$ 872,316	$ -	$ 786,545	$ 373,455	$ 248,497	$ 510,000	$ 510,000	48.72%
32540 - IDPH Potable Water Supply Grant	$ 7,063	$ 14,338	$ 8,275	$ 11,025	$ 10,313	$ 4,575	$ 11,000	$ 11,000	41.60%
32570 - IDPH Tanning Protection Grant	$ 1,400	$ 1,200	$ 1,500	$ 100	$ 1,200	$ 200	$ 1,400	$ 1,400	14.29%
32590 - IDPH IL Tobacco Free Comm Grant	$ 139,819	$ 55,816	$ 89,969	$ 154,659	$ 190,030	$ 33,736	$ 157,250	$ 157,250	21.45%
32630 - IDPH West Nile Virus Prev Grant	$ 64,015	$ 28,881	$ 53,146	$ 66,201	$ 17,950	$ 5,123	$ 84,383	$ 84,383	6.07%
32699 - Firearm Safe Storage (FASS) Grant	$ -	$ -	$ -	$ -	$ 27,550	$ 19,762	$ 48,700	$ 48,700	40.58%
32702 - Family-Run Organization (FRO)	$ -	$ -	$ -	$ -	$ 150,000	$ -	$ 500,000	$ 500,000	0.00%
32703 - Adapt of Project Firstline Tools & Res NACCHO	$ -	$ -	$ -	$ -	$ 200,000	$ -	$ -	$ -	0.00%
32715 - Fit For Kids Grant	$ 1,462	$ -	$ -	$ -	$ -	$ -	$ -	$ -	0.00%
32720 - CCRR- YMCA Grant	$ -	$ -	$ 10,000	$ -	$ -	$ -	$ -	$ -	0.00%
32738 - LHD OD Surveillance & Response	$ 48,708	$ 480	$ 24,398	$ -	$ -	$ -	$ -	$ -	0.00%
32739 - Immunization Coverage Level	$ 168,041	$ 22,715	$ -	$ -	$ -	$ -	$ -	$ -	0.00%
32750 - March of Dimes Grant	$ -	$ -	$ -	$ -	$ -	$ -	$ -	$ -	0.00%
32765 - Embedding Peers in Emergency Depts Grant	$ -	$ -	$ 82,500	$ 217,500	$ -	$ -	$ -	$ -	0.00%
32777 - Respiratory Surveil & Outbreak Response (RSOR)	$ -	$ -	$ -	$ 250,000	$ 2,044	$ 39,261	$ -	$ -	0.00%
32875 - TB Grant - Supplement	$ -	$ -	$ -	$ -	$ -	$ 12,868	$ 26,200	$ 26,200	49.11%
32890 - Vaccines For Children Grant	$ 23,213	$ -	$ -	$ -	$ -	$ -	$ -	$ -	0.00%
33710 - Chronic Disease Program Grant	$ -	$ -	$ -	$ -	$ -	$ -	$ -	$ -	0.00%
33891 - OD Prevention & Response Mentorship Prgrm Grant	$ -	$ 30,000	$ -	$ -	$ -	$ -	$ -	$ -	0.00%
33893 - Early Childhood Mental Health GEER Grant	$ -	$ 13,085	$ 193,704	$ 165,203	$ 434,584	$ 102,207	$ 383,160	$ 383,160	26.67%
33898 - UIC Lead Research Project Grant	$ -	$ -	$ -	$ 6,122	$ -	$ -	$ -	$ -	0.00%
33899 - Childrens Mental Health Initiative Grant	$ 400,000	$ 450,000	$ 400,000	$ 150,000	$ 150,000	$ -	$ 25,000	$ 25,000	0.00%
33900 - Grants - Other	$ -	$ -	$ -	$ -	$ -	$ -	$ -	$ -	0.00%
33903 - Grants - Federal Government	$ -	$ -	$ -	$ -	$ 10,000	$ -	$ -	$ -	0.00%
38970 - COVID-19 Outbreak Reimb	$ -	$ -	$ -	$ 169,179	$ -	$ -	$ -	$ -	0.00%
38971 - Covid-19 Mass Vaccination Grant	$ 1,290,000	$ 1,003,217	$ -	$ -	$ -	$ -	$ -	$ -	0.00%
Licenses and Permits	**$ 1,298,527**	**$ 1,463,476**	**$ 1,604,970**	**$ 1,701,588**	**$ 1,816,615**	**$ 1,650,523**	**$ 1,784,410**	**$ 1,784,410**	**92.50%**
31330 - Well Permits	$ 39,125	$ 43,325	$ 34,137	$ 37,505	$ 34,690	$ 10,985	$ 41,000	$ 41,000	26.79%
31340 - Septic Permits	$ 32,135	$ 33,920	$ 28,365	$ 31,748	$ 38,650	$ 9,923	$ 35,000	$ 35,000	28.35%
31400 - Food Permits	$ 1,227,267	$ 1,386,231	$ 1,542,468	$ 1,632,335	$ 1,743,275	$ 1,629,615	$ 1,708,410	$ 1,708,410	95.39%
Expenses	***$ 14,015,422***	***$ 10,388,609***	***$ 7,879,222***	***$ 10,673,223***	***$ 8,176,497***	***$ 3,414,189***	***$ 10,579,681***	***$ 10,137,811***	***32.27%***
Capital	**$ -**	**$ -**	**$ -**	**$ 2,780,704**	**$ 101,339**	**$ 24,675**	**$ 381,675**	**$ 24,675**	**6.46%**
70120 - Special Purpose Equipment	$ -	$ -	$ -	$ -	$ 24,675	$ 24,675	$ 24,675	$ 24,675	100.00%
72010 - Building Improvements	$ -	$ -	$ -	$ -	$ 100	$ -	$ 357,000	$ -	0.00%
72130 - Buildings- Health	$ -	$ -	$ -	$ 2,780,704	$ 76,564	$ -	$ -	$ -	0.00%
Commodities	**$ 1,235,217**	**$ 893,447**	**$ 278,844**	**$ 317,549**	**$ 397,538**	**$ 130,449**	**$ 773,271**	**$ 773,271**	**16.87%**
60000 - Office Supplies	$ 4,428	$ 3,059	$ 16,942	$ 2,392	$ 10,614	$ 1,674	$ 36,275	$ 36,275	4.62%

Committee Revenue Expense Budget Report - by Account Detail

Through April 30, 2026 (41.7% YTD, 42.31% Payroll Expense through Pay Period Ending 04/25/2026)

***2021, 2022, 2023, 2024, 2025 DRAFT** and 2026 Actual Fiscal Year**

Department / Fund / Account Classification	2021 Actual Amount*	2022 Actual Amount*	2023 Actual Amount*	2024 Actual Amount*	2025 Actual Amount DRAFT**	2026 Actual Amount	2026 Amended Budget	2026 Adopted Budget	2026 YTD% Actual/Amended Budget
60010 - Operating Supplies	$ 672,621	$ 563,931	$ 134,372	$ 164,627	$ 225,430	$ 98,772	$ 397,141	$ 397,141	24.87%
60040 - Postage	$ -	$ 106	$ -	$ -	$ -	$ -	$ -	$ -	0.00%
60050 - Books and Subscriptions	$ 2,499	$ 2,599	$ 1,157	$ 3,192	$ 2,379	$ 12,320	$ 17,740	$ 17,740	69.45%
60060 - Computer Software- Non Capital	$ -	$ -	$ 696	$ 6,000	$ 53	$ 447	$ 102,168	$ 102,168	0.44%
60070 - Computer Hardware- Non Capital	$ 6,428	$ 6,440	$ 6,019	$ 11,880	$ 25,384	$ 9,576	$ 63,600	$ 63,600	15.06%
60100 - Utilities- Water	$ -	$ 100	$ -	$ -	$ -	$ -	$ -	$ -	0.00%
60110 - Printing Supplies	$ -	$ -	$ -	$ 156	$ -	$ -	$ -	$ -	0.00%
60160 - Cleaning Supplies	$ -	$ -	$ -	$ -	$ -	$ -	$ 500	$ 500	0.00%
60250 - Medical Supplies and Drugs	$ 441,704	$ 213,095	$ 21,024	$ 24,290	$ 26,978	$ 6,237	$ 32,600	$ 32,600	19.13%
60490 - Equipment < $1000	$ -	$ -	$ -	$ -	$ 300	$ -	$ -	$ -	0.00%
63010 - Utilities- Electric	$ 2,296	$ 1,177	$ 1,730	$ 2,189	$ 2,424	$ 653	$ 7,766	$ 7,766	8.40%
63040 - Fuel- Vehicles	$ 3,435	$ 4,083	$ 4,734	$ 3,692	$ 3,580	$ 770	$ 9,300	$ 9,300	8.28%
64000 - Telephone	$ 101,806	$ 98,857	$ 92,170	$ 99,130	$ 100,397	$ -	$ 106,181	$ 106,181	0.00%
Contingency and Other	**$ -**	**$ -**	**$ -**	**$ -**	**$ -**	**$ -**	**$ -**	**$ -**	**0.00%**
85000 - Allowance for Budget Expense	$ -	$ -	$ -	$ -	$ -	$ -	$ -	$ -	0.00%
89000 - Addition to Fund Balance	$ -	$ -	$ -	$ -	$ -	$ -	$ -	$ -	0.00%
Contractual Services	**$ 7,925,926**	**$ 4,904,845**	**$ 2,665,015**	**$ 1,353,868**	**$ 1,203,513**	**$ 357,532**	**$ 1,818,574**	**$ 1,818,574**	**19.66%**
50010 - Contract Employees	$ -	$ -	$ -	$ -	$ 277	$ -	$ -	$ -	0.00%
50150 - Contractual/Consulting Services	$ 7,637,381	$ 4,578,101	$ 2,344,596	$ 873,293	$ 709,093	$ 220,435	$ 1,010,907	$ 1,010,907	21.81%
50340 - Software Licensing Cost	$ 91,526	$ 76,308	$ 61,015	$ 100,522	$ 71,530	$ 53,630	$ 313,418	$ 313,418	17.11%
50470 - X-Rays	$ 1,025	$ 27	$ 162	$ 81	$ -	$ -	$ 1,000	$ 1,000	0.00%
50480 - Security Services	$ -	$ -	$ -	$ -	$ -	$ -	$ -	$ -	0.00%
50500 - Lab Services	$ 2,105	$ 2,268	$ 3,241	$ 5,917	$ 1,986	$ 3,034	$ 12,500	$ 12,500	24.27%
52000 - Disposal and Water Softener Srvs	$ 2,469	$ 3,110	$ 3,474	$ 3,634	$ 3,491	$ 1,389	$ 5,400	$ 5,400	25.72%
52010 - Janitorial Services	$ 6,818	$ 8,066	$ 6,747	$ 5,864	$ 12,502	$ 13,235	$ 9,720	$ 9,720	136.16%
52110 - Repairs and Maint- Buildings	$ 15,062	$ 19,133	$ 12,836	$ 10,432	$ 17,026	$ 420	$ 43,902	$ 43,902	0.96%
52120 - Repairs and Maint- Grounds	$ -	$ 305	$ -	$ -	$ -	$ -	$ 3,500	$ 3,500	0.00%
52175 - Facility Rental	$ -	$ 18,333	$ -	$ -	$ -	$ -	$ -	$ -	0.00%
52180 - Building Space Rental	$ 20,397	$ 24,991	$ 15,957	$ 15,408	$ 15,826	$ 4,577	$ 24,882	$ 24,882	18.40%
52230 - Repairs and Maint- Vehicles	$ 2,269	$ 2,578	$ 3,167	$ 9,991	$ 6,078	$ 2,080	$ 6,200	$ 6,200	33.56%
52240 - Repairs and Maint- Office Equip	$ 12,450	$ 11,747	$ 15,345	$ 14,907	$ 15,111	$ 6,301	$ 17,100	$ 17,100	36.85%
53000 - Liability Insurance	$ 79,701	$ 92,089	$ 127,094	$ 158,490	$ 200,259	$ -	$ 195,227	$ 195,227	0.00%
53020 - Unemployment Claims	$ 2,526	$ 18,773	$ 1,896	$ 2,583	$ 2,700	$ -	$ 3,141	$ 3,141	0.00%
53040 - General Advertising	$ -	$ 610	$ 78	$ -	$ -	$ 189	$ 2,500	$ 2,500	7.54%
53100 - Conferences and Meetings	$ 5,647	$ 3,118	$ 10,313	$ 49,168	$ 7,207	$ (90)	$ 27,275	$ 27,275	(0.33%)
53110 - Employee Training	$ 6,396	$ 6,716	$ 8,460	$ 34,764	$ 48,958	$ 17,356	$ 56,373	$ 56,373	30.79%
53120 - Employee Mileage Expense	$ 13,251	$ 17,122	$ 24,428	$ 37,270	$ 50,358	$ 22,297	$ 61,029	$ 61,029	36.54%
53130 - General Association Dues	$ 26,905	$ 21,450	$ 26,205	$ 26,395	$ 25,322	$ 12,679	$ 24,500	$ 24,500	51.75%
55000 - Miscellaneous Contractual Exp	$ -	$ -	$ -	$ -	$ 2,241	$ -	$ -	$ -	0.00%
55050 - Grant Services	$ -	$ -	$ -	$ 5,150	$ 13,548	$ -	$ -	$ -	0.00%
Personnel Services- Employee Benefits	**$ 1,317,451**	**$ 1,186,137**	**$ 1,263,623**	**$ 1,520,075**	**$ 1,630,545**	**$ 686,554**	**$ 2,005,439**	**$ 1,994,892**	**34.23%**
45000 - Healthcare Contribution	$ 620,903	$ 621,151	$ 719,139	$ 885,180	$ 946,824	$ 415,757	$ 1,191,008	$ 1,191,008	34.91%
45010 - Dental Contribution	$ 19,619	$ 19,069	$ 18,348	$ 21,998	$ 23,377	$ 10,366	$ 31,453	$ 31,453	32.96%
45100 - FICA/SS Contribution	$ 256,436	$ 234,564	$ 254,672	$ 315,825	$ 333,575	$ 141,069	$ 402,944	$ 397,258	35.01%
45200 - IMRF Contribution	$ 295,494	$ 207,204	$ 170,887	$ 187,627	$ 238,507	$ 119,363	$ 289,189	$ 284,328	41.27%
53010 - Workers Compensation	$ 124,999	$ 104,149	$ 100,577	$ 109,446	$ 88,261	$ -	$ 90,845	$ 90,845	0.00%
Personnel Services- Salaries & Wages	**$ 3,517,380**	**$ 3,213,893**	**$ 3,491,134**	**$ 4,323,430**	**$ 4,593,309**	**$ 1,936,810**	**$ 5,322,554**	**$ 5,248,231**	**36.39%**
40000 - Salaries and Wages	$ 3,383,295	$ 3,189,272	$ 3,491,532	$ 4,323,430	$ 4,593,309	$ 1,934,229	$ 5,322,554	$ 5,248,231	36.34%
40002 - Non-Union Wage Increase	$ -	$ -	$ -	$ -	$ -	$ -	$ -	$ -	0.00%

Committee Revenue Expense Budget Report - by Account Detail

Through April 30, 2026 (41.7% YTD, 42.31% Payroll Expense through Pay Period Ending 04/25/2026)

***2021, 2022, 2023, 2024, 2025 DRAFT** and 2026 Actual Fiscal Year**

Department / Fund / Account Classification	2021 Actual Amount*	2022 Actual Amount*	2023 Actual Amount*	2024 Actual Amount*	2025 Actual Amount DRAFT**	2026 Actual Amount	2026 Amended Budget	2026 Adopted Budget	2026 YTD% Actual/Amended Budget
40003 - Cost of Living Increase	$ -	$ -	$ -	$ -	$ -	$ -	$ -	$ -	0.00%
40006 - Union Wage Increase	$ -	$ -	$ -	$ -	$ -	$ -	$ -	$ -	0.00%
40007 - Equity Study Adjustments	$ -	$ -	$ -	$ -	$ -	$ -	$ -	$ -	0.00%
40200 - Overtime Salaries	$ 134,085	$ 24,621	$ (398)	$ -	$ -	$ 2,582	$ -	$ -	0.00%

Committee Revenue Expense Budget Report - by Account Detail

Through April 30, 2026 (41.7% YTD, 42.31% Payroll Expense through Pay Period Ending 04/25/2026)

***2021, 2022, 2023, 2024, 2025 DRAFT** and 2026 Actual Fiscal Year**

Department / Fund / Account Classification	2021 Actual Amount*	2022 Actual Amount*	2023 Actual Amount*	2024 Actual Amount*	2025 Actual Amount DRAFT**	2026 Actual Amount	2026 Amended Budget	2026 Adopted Budget	2026 YTD% Actual/Amended Budget
Transfers Out	**$ 19,447**	**$ 190,287**	**$ 180,606**	**$ 377,597**	**$ 250,253**	**$ 278,168**	**$ 278,168**	**$ 278,168**	**100.00%**
99000 - Transfer To Other Funds	$ 19,447	$ -	$ -	$ -	$ -	$ -	$ -	$ -	0.00%
99001 - Transfer to General Fund 001	$ -	$ 190,287	$ 180,606	$ 255,085	$ 250,253	$ 278,168	$ 278,168	$ 278,168	100.00%
99355 - Transfer to American Rescue Plan Fund 355	$ -	$ -	$ -	$ 122,512	$ -	$ -	$ -	$ -	0.00%
351 Kane Kares									
Revenue	***$ 566,741***	***$ 520,860***	***$ 618,898***	***$ 611,250***	***$ 633,815***	***$ 387,480***	***$ 719,256***	***$ 719,256***	***53.87%***
Interest Revenue	**$ 162**	**$ (4,717)**	**$ 25,953**	**$ 37,338**	**$ 47,461**	**$ 6,856**	**$ 14,123**	**$ 14,123**	**48.55%**
38000 - Investment Income	$ 162	$ (4,717)	$ 25,953	$ 37,338	$ 47,461	$ 6,856	$ 14,123	$ 14,123	48.55%
Other	**$ -**	**$ -**	**$ 35**	**$ 5,999**	**$ 20**	**$ -**	**$ 68,450**	**$ 68,450**	**0.00%**
38900 - Miscellaneous Other	$ -	$ -	$ 35	$ 5,999	$ 20	$ -	$ -	$ -	0.00%
39900 - Fund Balance Utilization	$ -	$ -	$ -	$ -	$ -	$ -	$ 68,450	$ 68,450	0.00%
Transfers In	**$ 156,341**	**$ 157,064**	**$ 190,387**	**$ 213,229**	**$ 213,229**	**$ 213,229**	**$ 213,229**	**$ 213,229**	**100.00%**
39000 - Transfer From Other Funds	$ 156,341	$ 14,967	$ 48,290	$ -	$ -	$ -	$ -	$ -	0.00%
39120 - Transfer from Grand Victoria Casino Elgin Fund 120	$ -	$ 142,097	$ 142,097	$ 213,229	$ 213,229	$ 213,229	$ 213,229	$ 213,229	100.00%
Grants	**$ 410,239**	**$ 368,514**	**$ 402,523**	**$ 354,684**	**$ 373,105**	**$ 167,395**	**$ 423,454**	**$ 423,454**	**39.53%**
32760 - Kane Kares- ISBE Grant	$ 329,898	$ 280,272	$ 296,306	$ 247,785	$ 265,344	$ 135,550	$ 303,378	$ 303,378	44.68%
32780 - ISBE Expansion Grant	$ -	$ -	$ -	$ -	$ -	$ -	$ -	$ -	0.00%
33640 - MIECHVP Grant	$ 80,341	$ 88,242	$ 106,217	$ 106,899	$ 107,761	$ 31,845	$ 120,076	$ 120,076	26.52%
33695 - MIECHV Grant - Supplement	$ -	$ -	$ -	$ -	$ -	$ -	$ -	$ -	0.00%
Expenses	***$ 553,420***	***$ 501,636***	***$ 547,622***	***$ 570,714***	***$ 597,650***	***$ 140,227***	***$ 719,256***	***$ 719,256***	***19.50%***
Commodities	**$ 9,347**	**$ 15,401**	**$ 5,798**	**$ 8,851**	**$ 50,484**	**$ 707**	**$ 10,739**	**$ 10,739**	**6.58%**
60000 - Office Supplies	$ -	$ -	$ -	$ -	$ -	$ -	$ -	$ -	0.00%
60010 - Operating Supplies	$ 5,051	$ 15,401	$ 5,798	$ 8,851	$ 50,484	$ 707	$ 10,739	$ 10,739	6.58%
64000 - Telephone	$ 4,296	$ -	$ -	$ -	$ -	$ -	$ -	$ -	0.00%
Contingency and Other	**$ -**	**$ -**	**$ -**	**$ -**	**$ -**	**$ -**	**$ -**	**$ -**	**0.00%**
89000 - Addition to Fund Balance	$ -	$ -	$ -	$ -	$ -	$ -	$ -	$ -	0.00%
Contractual Services	**$ 47,603**	**$ 58,432**	**$ 86,584**	**$ 96,664**	**$ 53,983**	**$ 19,305**	**$ 689,431**	**$ 689,431**	**2.80%**
50150 - Contractual/Consulting Services	$ 24,714	$ 14,550	$ 15,247	$ 45,861	$ 14,120	$ 9,444	$ 664,902	$ 664,902	1.42%
52180 - Building Space Rental	$ 15,736	$ 13,127	$ 23,985	$ 25,494	$ 26,186	$ 7,574	$ 7,837	$ 7,837	96.64%
53000 - Liability Insurance	$ 6,063	$ 7,102	$ 9,441	$ 9,506	$ 49	$ -	$ -	$ -	0.00%
53020 - Unemployment Claims	$ 193	$ 215	$ 131	$ 130	$ -	$ -	$ -	$ -	0.00%
53100 - Conferences and Meetings	$ 524	$ -	$ -	$ -	$ -	$ -	$ -	$ -	0.00%
53110 - Employee Training	$ 67	$ 22,676	$ 35,423	$ 11,657	$ 11,068	$ 1,416	$ 11,272	$ 11,272	12.56%
53120 - Employee Mileage Expense	$ 305	$ 763	$ 2,357	$ 4,015	$ 2,560	$ 872	$ 5,420	$ 5,420	16.08%
Personnel Services- Employee Benefits	**$ 139,553**	**$ 123,292**	**$ 123,268**	**$ 131,285**	**$ 136,190**	**$ 28,289**	**$ -**	**$ -**	**0.00%**
45000 - Healthcare Contribution	$ 71,857	$ 72,851	$ 75,783	$ 85,286	$ 84,762	$ 17,785	$ -	$ -	0.00%
45010 - Dental Contribution	$ 1,771	$ 1,704	$ 1,701	$ 1,869	$ 2,298	$ 582	$ -	$ -	0.00%
45100 - FICA/SS Contribution	$ 26,243	$ 21,276	$ 23,045	$ 22,970	$ 24,728	$ 5,308	$ -	$ -	0.00%
45200 - IMRF Contribution	$ 30,174	$ 18,888	$ 15,559	$ 13,933	$ 17,585	$ 4,613	$ -	$ -	0.00%
53010 - Workers Compensation	$ 9,508	$ 8,572	$ 7,179	$ 7,227	$ 6,817	$ -	$ -	$ -	0.00%
Personnel Services- Salaries & Wages	**$ 356,917**	**$ 290,548**	**$ 314,494**	**$ 315,790**	**$ 339,285**	**$ 72,840**	**$ -**	**$ -**	**0.00%**

Committee Revenue Expense Budget Report - by Account Detail

Through April 30, 2026 (41.7% YTD, 42.31% Payroll Expense through Pay Period Ending 04/25/2026)

***2021, 2022, 2023, 2024, 2025 DRAFT** and 2026 Actual Fiscal Year**

Department / Fund / Account Classification	2021 Actual Amount*	2022 Actual Amount*	2023 Actual Amount*	2024 Actual Amount*	2025 Actual Amount DRAFT**	2026 Actual Amount	2026 Amended Budget	2026 Adopted Budget	2026 YTD% Actual/Amended Budget
40000 - Salaries and Wages	$ 326,879	$ 285,269	$ 314,494	$ 315,790	$ 339,285	$ 72,840	$ -	$ -	0.00%
40002 - Non-Union Wage Increase	$ -	$ -	$ -	$ -	$ -	$ -	$ -	$ -	0.00%
40003 - Cost of Living Increase	$ -	$ -	$ -	$ -	$ -	$ -	$ -	$ -	0.00%
40200 - Overtime Salaries	$ 30,038	$ 5,279	$ -	$ -	$ -	$ -	$ -	$ -	0.00%
Transfers Out	**$ -**	**$ 13,963**	**$ 17,478**	**$ 18,124**	**$ 17,708**	**$ 19,086**	**$ 19,086**	**$ 19,086**	**100.00%**
99000 - Transfer To Other Funds	$ -	$ -	$ -	$ -	$ -	$ -	$ -	$ -	0.00%
99001 - Transfer to General Fund 001	$ -	$ 13,963	$ 17,478	$ 18,124	$ 17,708	$ 19,086	$ 19,086	$ 19,086	100.00%
354 Mass Vaccination Fund									
Expenses	***$ 668,631***	***$ 57,694***	***$ -***	***$ -***	***$ -***	***$ -***	***$ -***	***$ -***	***0.00%***
Commodities	**$ 163,220**	**$ 15,707**	**$ -**	**$ -**	**$ -**	**$ -**	**$ -**	**$ -**	**0.00%**
60010 - Operating Supplies	$ 163,200	$ 15,287	$ -	$ -	$ -	$ -	$ -	$ -	0.00%
64000 - Telephone	$ 20	$ 420	$ -	$ -	$ -	$ -	$ -	$ -	0.00%
Contingency and Other	**$ -**	**$ -**	**$ -**	**$ -**	**$ -**	**$ -**	**$ -**	**$ -**	**0.00%**
89000 - Addition to Fund Balance	$ -	$ -	$ -	$ -	$ -	$ -	$ -	$ -	0.00%
Contractual Services	**$ 505,411**	**$ 41,987**	**$ -**	**$ -**	**$ -**	**$ -**	**$ -**	**$ -**	**0.00%**
50150 - Contractual/Consulting Services	$ 505,072	$ 39,812	$ -	$ -	$ -	$ -	$ -	$ -	0.00%
52000 - Disposal and Water Softener Srvs	$ -	$ -	$ -	$ -	$ -	$ -	$ -	$ -	0.00%
52175 - Facility Rental	$ -	$ -	$ -	$ -	$ -	$ -	$ -	$ -	0.00%
53120 - Employee Mileage Expense	$ 339	$ 2,175	$ -	$ -	$ -	$ -	$ -	$ -	0.00%
355 American Rescue Plan									
Revenue	***$ -***	***$ -***	***$ -***	***$ -***	***$ -***	***$ -***	***$ 6,883***	***$ -***	***0.00%***
Other	**$ -**	**$ -**	**$ -**	**$ -**	**$ -**	**$ -**	**$ 6,883**	**$ -**	**0.00%**
39900 - Fund Balance Utilization	$ -	$ -	$ -	$ -	$ -	$ -	$ 6,883	$ -	0.00%
Grants	**$ -**	**$ -**	**$ -**	**$ -**	**$ -**	**$ -**	**$ -**	**$ -**	**0.00%**
32369 - American Rescue Plan Grant	$ -	$ -	$ -	$ -	$ -	$ -	$ -	$ -	0.00%
Expenses	***$ -***	***$ -***	***$ -***	***$ 660,646***	***$ 5,590,391***	***$ 1,333,989***	***$ 5,263,883***	***$ 5,257,000***	***25.34%***
Commodities	**$ -**	**$ -**	**$ -**	**$ 19,123**	**$ 56,674**	**$ 4,054**	**$ -**	**$ -**	**0.00%**
60010 - Operating Supplies	$ -	$ -	$ -	$ 19,123	$ 56,674	$ 4,054	$ -	$ -	0.00%
Contractual Services	**$ -**	**$ -**	**$ -**	**$ 516,972**	**$ 5,154,080**	**$ 1,206,695**	**$ 4,869,731**	**$ 4,869,731**	**24.78%**
50150 - Contractual/Consulting Services	$ -	$ -	$ -	$ 516,972	$ 5,154,003	$ 1,206,695	$ 4,858,141	$ 4,858,141	24.84%
53000 - Liability Insurance	$ -	$ -	$ -	$ -	$ 76	$ -	$ 11,406	$ 11,406	0.00%
53020 - Unemployment Claims	$ -	$ -	$ -	$ -	$ 1	$ -	$ 184	$ 184	0.00%
Personnel Services- Employee Benefits	**$ -**	**$ -**	**$ -**	**$ 28,585**	**$ 76,440**	**$ 27,942**	**$ 82,352**	**$ 81,497**	**33.93%**
45000 - Healthcare Contribution	$ -	$ -	$ -	$ 17,772	$ 36,471	$ 15,171	$ 37,101	$ 37,101	40.89%
45010 - Dental Contribution	$ -	$ -	$ -	$ 308	$ 815	$ 358	$ 828	$ 828	43.27%
45100 - FICA/SS Contribution	$ -	$ -	$ -	$ 7,036	$ 22,574	$ 7,029	$ 23,859	$ 23,398	29.46%
45200 - IMRF Contribution	$ -	$ -	$ -	$ 3,469	$ 14,437	$ 5,384	$ 15,272	$ 14,878	35.26%
53010 - Workers Compensation	$ -	$ -	$ -	$ -	$ 2,143	$ -	$ 5,292	$ 5,292	0.00%

Committee Revenue Expense Budget Report - by Account Detail

Through April 30, 2026 (41.7% YTD, 42.31% Payroll Expense through Pay Period Ending 04/25/2026)

***2021, 2022, 2023, 2024, 2025 DRAFT** and 2026 Actual Fiscal Year**

Department / Fund / Account Classification	2021 Actual Amount*	2022 Actual Amount*	2023 Actual Amount*	2024 Actual Amount*	2025 Actual Amount DRAFT**	2026 Actual Amount	2026 Amended Budget	2026 Adopted Budget	2026 YTD% Actual/Amended Budget
Personnel Services- Salaries & Wages	**$ -**	**$ -**	**$ -**	**$ 95,966**	**$ 303,198**	**$ 95,298**	**$ 311,800**	**$ 305,772**	**30.56%**
40000 - Salaries and Wages	$ -	$ -	$ -	$ 95,966	$ 303,198	$ 95,298	$ 311,800	$ 305,772	30.56%
404 Homeless Management Info Systems									
Revenue	***$ -***	***$ -***	***$ -***	***$ -***	***$ -***	***$ 29,961***	***$ 147,651***	***$ 147,651***	***20.29%***
Transfers In	**$ -**	**$ -**	**$ -**	**$ -**	**$ -**	**$ -**	**$ 29,600**	**$ 29,600**	**0.00%**
39401 - Transfer from Community Development Block Grant Fund 401	$ -	$ -	$ -	$ -	$ -	$ -	$ 29,600	$ 29,600	0.00%
Grants	**$ -**	**$ -**	**$ -**	**$ -**	**$ -**	**$ 29,961**	**$ 118,051**	**$ 118,051**	**25.38%**
33903 - Grants - Federal Government	$ -	$ -	$ -	$ -	$ -	$ 29,961	$ 118,051	$ 118,051	25.38%
Expenses	***$ -***	***$ -***	***$ -***	***$ -***	***$ 26,248***	***$ 25,618***	***$ 147,651***	***$ 147,651***	***17.35%***
Commodities	**$ -**	**$ -**	**$ -**	**$ -**	**$ -**	**$ -**	**$ 705**	**$ 705**	**0.00%**
60000 - Office Supplies	$ -	$ -	$ -	$ -	$ -	$ -	$ 100	$ 100	0.00%
64000 - Telephone	$ -	$ -	$ -	$ -	$ -	$ -	$ 225	$ 225	0.00%
64010 - Cellular Phone	$ -	$ -	$ -	$ -	$ -	$ -	$ 380	$ 380	0.00%
Contractual Services	**$ -**	**$ -**	**$ -**	**$ -**	**$ 856**	**$ 7,904**	**$ 144,950**	**$ 144,950**	**5.45%**
50150 - Contractual/Consulting Services	$ -	$ -	$ -	$ -	$ -	$ 7,904	$ 141,955	$ 141,955	5.57%
53000 - Liability Insurance	$ -	$ -	$ -	$ -	$ 845	$ -	$ 1,937	$ 1,937	0.00%
53020 - Unemployment Claims	$ -	$ -	$ -	$ -	$ 11	$ -	$ 1,008	$ 1,008	0.00%
53070 - Legal Printing	$ -	$ -	$ -	$ -	$ -	$ -	$ 50	$ 50	0.00%
Personnel Services- Employee Benefits	**$ -**	**$ -**	**$ -**	**$ -**	**$ 5,612**	**$ 3,557**	**$ -**	**$ -**	**0.00%**
45000 - Healthcare Contribution	$ -	$ -	$ -	$ -	$ 2,591	$ 1,575	$ -	$ -	0.00%
45010 - Dental Contribution	$ -	$ -	$ -	$ -	$ 113	$ 60	$ -	$ -	0.00%
45100 - FICA/SS Contribution	$ -	$ -	$ -	$ -	$ 1,515	$ 1,053	$ -	$ -	0.00%
45200 - IMRF Contribution	$ -	$ -	$ -	$ -	$ 999	$ 869	$ -	$ -	0.00%
53010 - Workers Compensation	$ -	$ -	$ -	$ -	$ 394	$ -	$ -	$ -	0.00%
Personnel Services- Salaries & Wages	**$ -**	**$ -**	**$ -**	**$ -**	**$ 19,779**	**$ 14,158**	**$ -**	**$ -**	**0.00%**
40000 - Salaries and Wages	$ -	$ -	$ -	$ -	$ 19,779	$ 14,158	$ -	$ -	0.00%
Transfers Out	**$ -**	**$ -**	**$ -**	**$ -**	**$ -**	**$ -**	**$ 1,996**	**$ 1,996**	**0.00%**
99001 - Transfer to General Fund 001	$ -	$ -	$ -	$ -	$ -	$ -	$ 1,996	$ 1,996	0.00%
409 Continuum of Care Planning Grant									
Revenue	***$ -***	***$ -***	***$ -***	***$ -***	***$ -***	***$ 164,582***	***$ 158,750***	***$ 158,750***	***103.67%***
Other	**$ -**	**$ -**	**$ -**	**$ -**	**$ -**	**$ -**	**$ 25,150**	**$ 25,150**	**0.00%**
38900 - Miscellaneous Other	$ -	$ -	$ -	$ -	$ -	$ -	$ 25,150	$ 25,150	0.00%
Grants	**$ -**	**$ -**	**$ -**	**$ -**	**$ -**	**$ 164,582**	**$ 133,600**	**$ 133,600**	**123.19%**
33902 - Grants - State Government	$ -	$ -	$ -	$ -	$ -	$ 80,014	$ -	$ -	0.00%
33903 - Grants - Federal Government	$ -	$ -	$ -	$ -	$ -	$ 84,568	$ 133,600	$ 133,600	63.30%
Expenses	***$ -***	***$ -***	***$ -***	***$ -***	***$ 47,177***	***$ 6,487***	***$ 158,750***	***$ 158,750***	***4.09%***
Commodities	**$ -**	**$ -**	**$ -**	**$ -**	**$ -**	**$ -**	**$ 475**	**$ 475**	**0.00%**
60000 - Office Supplies	$ -	$ -	$ -	$ -	$ -	$ -	$ 100	$ 100	0.00%
64000 - Telephone	$ -	$ -	$ -	$ -	$ -	$ -	$ 375	$ 375	0.00%

Committee Revenue Expense Budget Report - by Account Detail

Through April 30, 2026 (41.7% YTD, 42.31% Payroll Expense through Pay Period Ending 04/25/2026)

***2021, 2022, 2023, 2024, 2025 DRAFT** and 2026 Actual Fiscal Year**

Department / Fund / Account Classification	2021 Actual Amount*	2022 Actual Amount*	2023 Actual Amount*	2024 Actual Amount*	2025 Actual Amount DRAFT**	2026 Actual Amount	2026 Amended Budget	2026 Adopted Budget	2026 YTD% Actual/Amended Budget
Contractual Services	**$ -**	**$ -**	**$ -**	**$ -**	**$ 1,528**	**$ -**	**$ 154,949**	**$ 154,949**	**0.00%**
50150 - Contractual/Consulting Services	$ -	$ -	$ -	$ -	$ -	$ -	$ 149,782	$ 149,782	0.00%
53000 - Liability Insurance	$ -	$ -	$ -	$ -	$ 1,508	$ -	$ 3,366	$ 3,366	0.00%
53020 - Unemployment Claims	$ -	$ -	$ -	$ -	$ 20	$ -	$ 1,751	$ 1,751	0.00%
53070 - Legal Printing	$ -	$ -	$ -	$ -	$ -	$ -	$ 50	$ 50	0.00%
Personnel Services- Employee Benefits	**$ -**	**$ -**	**$ -**	**$ -**	**$ 10,214**	**$ 1,282**	**$ -**	**$ -**	**0.00%**
45000 - Healthcare Contribution	$ -	$ -	$ -	$ -	$ 4,795	$ 599	$ -	$ -	0.00%
45010 - Dental Contribution	$ -	$ -	$ -	$ -	$ 218	$ 27	$ -	$ -	0.00%
45100 - FICA/SS Contribution	$ -	$ -	$ -	$ -	$ 2,625	$ 382	$ -	$ -	0.00%
45200 - IMRF Contribution	$ -	$ -	$ -	$ -	$ 1,874	$ 273	$ -	$ -	0.00%
53010 - Workers Compensation	$ -	$ -	$ -	$ -	$ 703	$ -	$ -	$ -	0.00%
Personnel Services- Salaries & Wages	**$ -**	**$ -**	**$ -**	**$ -**	**$ 35,435**	**$ 5,206**	**$ -**	**$ -**	**0.00%**
40000 - Salaries and Wages	$ -	$ -	$ -	$ -	$ 35,435	$ 5,206	$ -	$ -	0.00%
Transfers Out	**$ -**	**$ -**	**$ -**	**$ -**	**$ -**	**$ -**	**$ 3,326**	**$ 3,326**	**0.00%**
99001 - Transfer to General Fund 001	$ -	$ -	$ -	$ -	$ -	$ -	$ 3,326	$ 3,326	0.00%
414 Home - ARP									
Revenue	***$ -***	***$ -***	***$ -***	***$ -***	***$ -***	***$ -***	***$ 646,209***	***$ 646,209***	***0.00%***
Grants	**$ -**	**$ -**	**$ -**	**$ -**	**$ -**	**$ -**	**$ 646,209**	**$ 646,209**	**0.00%**
33903 - Grants - Federal Government	$ -	$ -	$ -	$ -	$ -	$ -	$ 646,209	$ 646,209	0.00%
Expenses	***$ -***	***$ -***	***$ -***	***$ -***	***$ 53,881***	***$ 319,566***	***$ 646,209***	***$ 646,209***	***49.45%***
Commodities	**$ -**	**$ -**	**$ -**	**$ -**	**$ -**	**$ 561**	**$ 3,038**	**$ 3,038**	**18.48%**
60000 - Office Supplies	$ -	$ -	$ -	$ -	$ -	$ -	$ 500	$ 500	0.00%
64000 - Telephone	$ -	$ -	$ -	$ -	$ -	$ 250	$ 900	$ 900	27.78%
64010 - Cellular Phone	$ -	$ -	$ -	$ -	$ -	$ 311	$ 1,638	$ 1,638	19.01%
Contractual Services	**$ -**	**$ -**	**$ -**	**$ -**	**$ 53,881**	**$ 319,005**	**$ 635,188**	**$ 635,188**	**50.22%**
50590 - Professional Services	$ -	$ -	$ -	$ -	$ -	$ -	$ 254,950	$ 254,950	0.00%
53000 - Liability Insurance	$ -	$ -	$ -	$ -	$ -	$ -	$ 7,393	$ 7,393	0.00%
53020 - Unemployment Claims	$ -	$ -	$ -	$ -	$ -	$ -	$ 3,845	$ 3,845	0.00%
53120 - Employee Mileage Expense	$ -	$ -	$ -	$ -	$ -	$ 3,192	$ 9,000	$ 9,000	35.47%
55000 - Miscellaneous Contractual Exp	$ -	$ -	$ -	$ -	$ 53,881	$ 315,813	$ 360,000	$ 360,000	87.73%
Transfers Out	**$ -**	**$ -**	**$ -**	**$ -**	**$ -**	**$ -**	**$ 7,983**	**$ 7,983**	**0.00%**
99001 - Transfer to General Fund 001	$ -	$ -	$ -	$ -	$ -	$ -	$ 7,983	$ 7,983	0.00%
660 Veterans' Commission									
380 Veterans' Commission									
Revenue	***$ 315,272***	***$ 296,000***	***$ 496,520***	***$ 574,817***	***$ 598,224***	***$ 5,535***	***$ 713,191***	***$ 713,191***	***0.78%***
Interest Revenue	**$ (344)**	**$ (10,136)**	**$ 34,055**	**$ 40,867**	**$ 40,227**	**$ 5,117**	**$ 19,772**	**$ 19,772**	**25.88%**
38000 - Investment Income	$ (344)	$ (10,136)	$ 34,055	$ 40,867	$ 40,227	$ 5,117	$ 19,772	$ 19,772	25.88%
Other	**$ 1,150**	**$ 615**	**$ 950**	**$ 910**	**$ 105**	**$ -**	**$ 124,691**	**$ 124,691**	**0.00%**
38900 - Miscellaneous Other	$ 1,150	$ 615	$ 950	$ 910	$ 105	$ -	$ -	$ -	0.00%

Committee Revenue Expense Budget Report - by Account Detail

Through April 30, 2026 (41.7% YTD, 42.31% Payroll Expense through Pay Period Ending 04/25/2026)

***2021, 2022, 2023, 2024, 2025 DRAFT** and 2026 Actual Fiscal Year**

Department / Fund / Account Classification	2021 Actual Amount*	2022 Actual Amount*	2023 Actual Amount*	2024 Actual Amount*	2025 Actual Amount DRAFT**	2026 Actual Amount	2026 Amended Budget	2026 Adopted Budget	2026 YTD% Actual/Amended Budget
39900 - Fund Balance Utilization	$ -	$ -	$ -	$ -	$ -	$ -	$ 124,691	$ 124,691	0.00%
Transfers In	**$ 8,300**	**$ -**	**$ -**	**$ -**	**$ -**	**$ -**	**$ -**	**$ -**	**0.00%**
39000 - Transfer From Other Funds	$ 8,300	$ -	$ -	$ -	$ -	$ -	$ -	$ -	0.00%
Other Taxes	**$ 137**	**$ 469**	**$ 454**	**$ 243**	**$ 442**	**$ -**	**$ -**	**$ -**	**0.00%**
30170 - TIF Distribution Tax	$ 137	$ 469	$ 454	$ 243	$ 442	$ -	$ -	$ -	0.00%
Property Taxes	**$ 306,030**	**$ 305,052**	**$ 461,061**	**$ 532,798**	**$ 557,450**	**$ 418**	**$ 568,728**	**$ 568,728**	**0.07%**
30000 - Property Taxes	$ 306,030	$ 304,294	$ 460,004	$ 531,613	$ 555,157	$ 418	$ 568,728	$ 568,728	0.07%
30005 - Property Tax Revenue Recapture	$ -	$ 758	$ 1,057	$ 1,185	$ 2,293	$ -	$ -	$ -	0.00%
Expenses	***$ 300,950***	***$ 309,930***	***$ 478,773***	***$ 543,787***	***$ 600,174***	***$ 237,674***	***$ 713,191***	***$ 713,191***	***33.33%***
Capital	**$ 222**	**$ -**	**$ 9,406**	**$ 7,661**	**$ -**	**$ -**	**$ -**	**$ -**	**0.00%**
70030 - Computer Software License Cost	$ 222	$ -	$ -	$ -	$ -	$ -	$ -	$ -	0.00%
70080 - Office Furniture	$ -	$ -	$ 9,406	$ 7,661	$ -	$ -	$ -	$ -	0.00%
Commodities	**$ 2,895**	**$ 2,401**	**$ 2,804**	**$ 3,153**	**$ 3,764**	**$ 2,340**	**$ 8,420**	**$ 8,420**	**27.79%**
60000 - Office Supplies	$ 843	$ 170	$ 577	$ 430	$ 947	$ 1,431	$ 500	$ 500	286.16%
60050 - Books and Subscriptions	$ 271	$ 507	$ 369	$ 316	$ -	$ 320	$ 347	$ 347	92.31%
60060 - Computer Software- Non Capital	$ -	$ 15	$ -	$ -	$ -	$ -	$ 4,960	$ 4,960	0.00%
60070 - Computer Hardware- Non Capital	$ -	$ -	$ 21	$ -	$ -	$ 589	$ -	$ -	0.00%
60265 - Public Health Commodities - Coronavirus	$ -	$ 22	$ -	$ -	$ -	$ -	$ -	$ -	0.00%
60570 - Office Furniture - Non-Capital	$ -	$ -	$ -	$ -	$ 359	$ -	$ -	$ -	0.00%
64000 - Telephone	$ 1,781	$ 1,687	$ 1,675	$ 1,975	$ 2,026	$ -	$ 2,133	$ 2,133	0.00%
64010 - Cellular Phone	$ -	$ -	$ 161	$ 432	$ 432	$ -	$ 480	$ 480	0.00%
Contingency and Other	**$ -**	**$ -**	**$ -**	**$ -**	**$ -**	**$ -**	**$ -**	**$ -**	**0.00%**
89000 - Addition to Fund Balance	$ -	$ -	$ -	$ -	$ -	$ -	$ -	$ -	0.00%
Contractual Services	**$ 10,177**	**$ 17,852**	**$ 28,056**	**$ 25,927**	**$ 28,610**	**$ 4,201**	**$ 108,644**	**$ 108,644**	**3.87%**
50160 - Legal Services	$ -	$ -	$ 6,009	$ 2,154	$ 1,002	$ -	$ 50,000	$ 50,000	0.00%
52140 - Repairs and Maint- Copiers	$ 143	$ 200	$ 269	$ 184	$ 218	$ -	$ 286	$ 286	0.00%
53000 - Liability Insurance	$ 3,772	$ 4,699	$ 9,561	$ 11,247	$ 15,552	$ -	$ 16,070	$ 16,070	0.00%
53020 - Unemployment Claims	$ 120	$ 142	$ 132	$ 181	$ 210	$ -	$ 259	$ 259	0.00%
53060 - General Printing	$ 129	$ 237	$ 302	$ 320	$ 132	$ -	$ 352	$ 352	0.00%
53100 - Conferences and Meetings	$ 701	$ 1,466	$ 2,067	$ 676	$ 1,133	$ 1,370	$ 2,014	$ 2,014	68.00%
53110 - Employee Training	$ 4,505	$ 10,155	$ 8,082	$ 10,383	$ 8,926	$ 1,720	$ 14,072	$ 14,072	12.22%
53120 - Employee Mileage Expense	$ 306	$ 552	$ 1,185	$ 332	$ 598	$ 911	$ 1,141	$ 1,141	79.86%
53130 - General Association Dues	$ 500	$ 400	$ 450	$ 450	$ 840	$ 200	$ 450	$ 450	44.44%
55000 - Miscellaneous Contractual Exp	$ -	$ -	$ -	$ -	$ -	$ -	$ 24,000	$ 24,000	0.00%
Personnel Services- Employee Benefits	**$ 89,139**	**$ 86,438**	**$ 107,892**	**$ 119,431**	**$ 129,233**	**$ 42,142**	**$ 149,672**	**$ 149,672**	**28.16%**
45000 - Healthcare Contribution	$ 51,166	$ 52,209	$ 60,537	$ 66,275	$ 67,097	$ 17,577	$ 78,369	$ 78,369	22.43%
45010 - Dental Contribution	$ 1,589	$ 1,589	$ 1,706	$ 1,979	$ 2,594	$ 839	$ 2,706	$ 2,706	30.99%
45100 - FICA/SS Contribution	$ 14,194	$ 14,285	$ 22,884	$ 27,125	$ 30,554	$ 12,836	$ 32,964	$ 32,964	38.94%
45200 - IMRF Contribution	$ 16,274	$ 12,684	$ 15,496	$ 16,313	$ 21,734	$ 10,889	$ 28,177	$ 28,177	38.65%
53010 - Workers Compensation	$ 5,916	$ 5,671	$ 7,269	$ 7,739	$ 7,254	$ -	$ 7,456	$ 7,456	0.00%
Personnel Services- Salaries & Wages	**$ 198,517**	**$ 203,240**	**$ 318,247**	**$ 375,731**	**$ 424,052**	**$ 173,347**	**$ 430,810**	**$ 430,810**	**40.24%**
40000 - Salaries and Wages	$ 198,517	$ 203,240	$ 318,247	$ 375,731	$ 424,052	$ 173,347	$ 430,810	$ 430,810	40.24%
40002 - Non-Union Wage Increase	$ -	$ -	$ -	$ -	$ -	$ -	$ -	$ -	0.00%

Committee Revenue Expense Budget Report - by Account Detail

Through April 30, 2026 (41.7% YTD, 42.31% Payroll Expense through Pay Period Ending 04/25/2026)

***2021, 2022, 2023, 2024, 2025 DRAFT** and 2026 Actual Fiscal Year**

Department / Fund / Account Classification	2021 Actual Amount*	2022 Actual Amount*	2023 Actual Amount*	2024 Actual Amount*	2025 Actual Amount DRAFT**	2026 Actual Amount	2026 Amended Budget	2026 Adopted Budget	2026 YTD% Actual/Amended Budget
Transfers Out	**$ -**	**$ -**	**$ 12,368**	**$ 11,885**	**$ 14,515**	**$ 15,645**	**$ 15,645**	**$ 15,645**	**100.00%**
99001 - Transfer to General Fund 001	$ -	$ -	$ 12,368	$ 11,885	$ 14,515	$ 15,645	$ 15,645	$ 15,645	100.00%
670 Environmental Management									
001 General Fund									
Revenue	***$ 67,115***	***$ 76,617***	***$ 85,797***	***$ 115,468***	***$ 154,723***	***$ 60,371***	***$ 75,815***	***$ 75,815***	***79.63%***
Reimbursements	**$ 4,875**	**$ 4,775**	**$ 4,950**	**$ 5,225**	**$ 4,978**	**$ 4,075**	**$ 5,000**	**$ 5,000**	**81.50%**
37900 - Miscellaneous Reimbursement	$ 4,875	$ 4,775	$ 4,950	$ 5,225	$ 4,978	$ 4,075	$ 5,000	$ 5,000	81.50%
Charges for Services	**$ 34,576**	**$ 8,250**	**$ 12,050**	**$ 3,500**	**$ 5,000**	**$ 750**	**$ 5,000**	**$ 5,000**	**15.00%**
34730 - Subdivision Approval Fees	$ 1,500	$ 8,250	$ 12,050	$ 3,500	$ 5,000	$ 750	$ 5,000	$ 5,000	15.00%
35385 - Electrical Aggregation Admin Fee	$ 33,076	$ -	$ -	$ -	$ -	$ -	$ -	$ -	0.00%
Transfers In	**$ -**	**$ 27,000**	**$ 27,089**	**$ 27,630**	**$ 28,321**	**$ 33,815**	**$ 33,815**	**$ 33,815**	**100.00%**
39000 - Transfer From Other Funds	$ -	$ -	$ -	$ -	$ -	$ -	$ -	$ -	0.00%
39421 - Transfer from Elec Agg Civic Contribution Fund 421	$ -	$ 27,000	$ 27,089	$ 27,630	$ 28,321	$ 33,815	$ 33,815	$ 33,815	100.00%
Grants	**$ -**	**$ -**	**$ -**	**$ -**	**$ -**	**$ -**	**$ -**	**$ -**	**0.00%**

Committee Revenue Expense Budget Report - by Account Detail

Through April 30, 2026 (41.7% YTD, 42.31% Payroll Expense through Pay Period Ending 04/25/2026)

***2021, 2022, 2023, 2024, 2025 DRAFT** and 2026 Actual Fiscal Year**

Department / Fund / Account Classification	2021 Actual Amount*	2022 Actual Amount*	2023 Actual Amount*	2024 Actual Amount*	2025 Actual Amount DRAFT**	2026 Actual Amount	2026 Amended Budget	2026 Adopted Budget	2026 YTD% Actual/Amended Budget
33613 - Natural Hazard Mitigation Grant	$ -	$ -	$ -	$ -	$ -	$ -	$ -	$ -	0.00%
Licenses and Permits	**$ 27,665**	**$ 36,592**	**$ 41,708**	**$ 79,113**	**$ 116,425**	**$ 21,731**	**$ 32,000**	**$ 32,000**	**67.91%**
31310 - Residential Grading Plan Permits	$ 10,075	$ 9,202	$ 13,163	$ 10,935	$ 18,079	$ 300	$ 5,000	$ 5,000	6.00%
31320 - Stormwater Permits	$ 16,590	$ 22,390	$ 28,545	$ 67,178	$ 93,346	$ 21,431	$ 25,000	$ 25,000	85.73%
31360 - Wetland Permits	$ 1,000	$ 5,000	$ -	$ 1,000	$ 5,000	$ -	$ 2,000	$ 2,000	0.00%
Expenses	***$ 494,965***	***$ 549,659***	***$ 623,476***	***$ 656,449***	***$ 726,304***	***$ 276,993***	***$ 687,539***	***$ 667,684***	***40.29%***
Commodities	**$ 735**	**$ 1,707**	**$ 1,312**	**$ 903**	**$ 666**	**$ 433**	**$ 1,200**	**$ 1,200**	**36.08%**
60000 - Office Supplies	$ 35	$ 23	$ 490	$ 45	$ 181	$ 116	$ 400	$ 400	29.09%
60010 - Operating Supplies	$ 126	$ 4	$ 199	$ 250	$ 24	$ 130	$ 100	$ 100	130.26%
60020 - Computer Related Supplies	$ -	$ -	$ -	$ -	$ -	$ -	$ 200	$ 200	0.00%
60060 - Computer Software- Non Capital	$ -	$ 900	$ -	$ -	$ -	$ -	$ -	$ -	0.00%
63040 - Fuel- Vehicles	$ 574	$ 780	$ 624	$ 608	$ 462	$ 186	$ 500	$ 500	37.28%
Contractual Services	**$ 3,895**	**$ 3,130**	**$ 4,121**	**$ 3,266**	**$ 17,930**	**$ 2,700**	**$ 4,650**	**$ 4,650**	**58.07%**
50150 - Contractual/Consulting Services	$ -	$ 252	$ -	$ -	$ 12,948	$ 336	$ -	$ -	0.00%
52140 - Repairs and Maint- Copiers	$ -	$ -	$ -	$ -	$ -	$ -	$ 350	$ 350	0.00%
52160 - Repairs and Maint- Equipment	$ -	$ -	$ -	$ -	$ -	$ -	$ 100	$ 100	0.00%
52230 - Repairs and Maint- Vehicles	$ 510	$ 100	$ 147	$ 143	$ 1,113	$ 20	$ 200	$ 200	10.00%
53070 - Legal Printing	$ 830	$ 234	$ 1,019	$ 145	$ 339	$ -	$ 250	$ 250	0.00%
53100 - Conferences and Meetings	$ 2,379	$ 1,930	$ 2,349	$ 2,927	$ 2,543	$ 2,230	$ 3,000	$ 3,000	74.33%
53110 - Employee Training	$ -	$ -	$ -	$ -	$ 215	$ -	$ 250	$ 250	0.00%
53120 - Employee Mileage Expense	$ -	$ -	$ -	$ -	$ -	$ -	$ 100	$ 100	0.00%
53130 - General Association Dues	$ 176	$ 614	$ 606	$ 50	$ 773	$ 114	$ 400	$ 400	28.50%
Personnel Services- Employee Benefits	**$ 78,977**	**$ 94,828**	**$ 108,393**	**$ 126,050**	**$ -**	**$ -**	**$ 241,345**	**$ 241,345**	**0.00%**
45000 - Healthcare Contribution	$ 77,192	$ 93,082	$ 105,913	$ 122,921	$ -	$ -	$ 139,067	$ 139,067	0.00%
45009 - Healthcare Subsidy	$ -	$ (39)	$ -	$ -	$ -	$ -	$ -	$ -	0.00%
45010 - Dental Contribution	$ 1,785	$ 1,785	$ 2,480	$ 3,129	$ -	$ -	$ 2,982	$ 2,982	0.00%
45100 - FICA/SS Contribution	$ -	$ -	$ -	$ -	$ -	$ -	$ 50,642	$ 50,642	0.00%
45200 - IMRF Contribution	$ -	$ -	$ -	$ -	$ -	$ -	$ 37,199	$ 37,199	0.00%
53010 - Workers Compensation	$ -	$ -	$ -	$ -	$ -	$ -	$ 11,455	$ 11,455	0.00%
Personnel Services- Salaries & Wages	**$ 411,358**	**$ 449,994**	**$ 509,650**	**$ 652,281**	**$ 707,708**	**$ 273,860**	**$ 681,689**	**$ 661,834**	**40.17%**
40000 - Salaries and Wages	$ 411,358	$ 449,994	$ 509,650	$ 652,281	$ 707,708	$ 273,860	$ 681,689	$ 661,834	40.17%
40002 - Non-Union Wage Increase	$ -	$ -	$ -	$ -	$ -	$ -	$ -	$ -	0.00%
40003 - Cost of Living Increase	$ -	$ -	$ -	$ -	$ -	$ -	$ -	$ -	0.00%
40007 - Equity Study Adjustments	$ -	$ -	$ -	$ -	$ -	$ -	$ -	$ -	0.00%
Services	**$ -**	**$ -**	**$ -**	**$ (126,050)**	**$ -**	**$ -**	**$ (241,345)**	**$ (241,345)**	**0.00%**
45005 - Healthcare Contribution Contra Account	$ -	$ -	$ -	$ (122,921)	$ -	$ -	$ (139,067)	$ (139,067)	0.00%
45015 - Dental Insurance Contra Account	$ -	$ -	$ -	$ (3,129)	$ -	$ -	$ (2,982)	$ (2,982)	0.00%
45105 - FICA/SS Contribution Contra Account	$ -	$ -	$ -	$ -	$ -	$ -	$ (50,642)	$ (50,642)	0.00%
45205 - IMRF Contribution Contra Account	$ -	$ -	$ -	$ -	$ -	$ -	$ (37,199)	$ (37,199)	0.00%
53015 - Worker's Comp Contra Account	$ -	$ -	$ -	$ -	$ -	$ -	$ (11,455)	$ (11,455)	0.00%
420 Stormwater Management									
Revenue	***$ 11,958***	***$ 271,874***	***$ 70,057***	***$ 312,319***	***$ 751,418***	***$ 16,489***	***$ 691,908***	***$ 691,571***	***2.38%***
Interest Revenue	**$ (42)**	**$ (19,958)**	**$ 67,557**	**$ 82,334**	**$ 105,435**	**$ 16,489**	**$ 55,000**	**$ 55,000**	**29.98%**

Committee Revenue Expense Budget Report - by Account Detail

Through April 30, 2026 (41.7% YTD, 42.31% Payroll Expense through Pay Period Ending 04/25/2026)

***2021, 2022, 2023, 2024, 2025 DRAFT** and 2026 Actual Fiscal Year**

Department / Fund / Account Classification	2021 Actual Amount*	2022 Actual Amount*	2023 Actual Amount*	2024 Actual Amount*	2025 Actual Amount DRAFT**	2026 Actual Amount	2026 Amended Budget	2026 Adopted Budget	2026 YTD% Actual/Amended Budget
38000 - Investment Income	$ (42)	$ (19,958)	$ 67,557	$ 82,334	$ 105,435	$ 16,489	$ 55,000	$ 55,000	29.98%
Other	**$ -**	**$ -**	**$ -**	**$ -**	**$ -**	**$ -**	**$ 636,908**	**$ 636,571**	**0.00%**
39900 - Fund Balance Utilization	$ -	$ -	$ -	$ -	$ -	$ -	$ 636,908	$ 636,571	0.00%
Charges for Services	**$ -**	**$ 287,332**	**$ -**	**$ 198,985**	**$ 645,983**	**$ -**	**$ -**	**$ -**	**0.00%**
34700 - Wetland Fee in Lieu Fees	$ -	$ 287,332	$ -	$ 198,985	$ 645,983	$ -	$ -	$ -	0.00%
Transfers In	**$ 9,000**	**$ -**	**$ -**	**$ 30,000**	**$ -**	**$ -**	**$ -**	**$ -**	**0.00%**
39000 - Transfer From Other Funds	$ 9,000	$ -	$ -	$ -	$ -	$ -	$ -	$ -	0.00%
39001 - Transfer from General Fund 001	$ -	$ -	$ -	$ 30,000	$ -	$ -	$ -	$ -	0.00%
Licenses and Permits	**$ 3,000**	**$ 4,500**	**$ 2,500**	**$ 1,000**	**$ -**	**$ -**	**$ -**	**$ -**	**0.00%**
31360 - Wetland Permits	$ 3,000	$ 4,500	$ 2,500	$ 1,000	$ -	$ -	$ -	$ -	0.00%
Expenses	***$ 12,980***	***$ 24,154***	***$ 77,755***	***$ 19,797***	***$ 278,698***	***$ 13,041***	***$ 691,908***	***$ 691,571***	***1.88%***
Commodities	**$ 256**	**$ -**	**$ 21**	**$ -**	**$ 280**	**$ -**	**$ -**	**$ -**	**0.00%**
60010 - Operating Supplies	$ 256	$ -	$ 21	$ -	$ 280	$ -	$ -	$ -	0.00%
Contingency and Other	**$ -**	**$ -**	**$ -**	**$ -**	**$ -**	**$ -**	**$ -**	**$ -**	**0.00%**
89000 - Addition to Fund Balance	$ -	$ -	$ -	$ -	$ -	$ -	$ -	$ -	0.00%
Contractual Services	**$ 1,249**	**$ 11,965**	**$ 65,336**	**$ 5,579**	**$ 263,605**	**$ 6,758**	**$ 676,566**	**$ 676,566**	**1.00%**
50150 - Contractual/Consulting Services	$ -	$ -	$ 65,000	$ 907	$ 23,604	$ 6,758	$ 75,000	$ 75,000	9.01%
53000 - Liability Insurance	$ 144	$ 179	$ 232	$ 246	$ 368	$ -	$ 361	$ 361	0.00%
53020 - Unemployment Claims	$ 5	$ 6	$ 4	$ 3	$ 5	$ -	$ 5	$ 5	0.00%
53070 - Legal Printing	$ -	$ -	$ -	$ 39	$ -	$ -	$ -	$ -	0.00%
53100 - Conferences and Meetings	$ 1,000	$ -	$ -	$ 4,384	$ 450	$ -	$ 1,000	$ 1,000	0.00%
53130 - General Association Dues	$ 100	$ 100	$ 100	$ -	$ -	$ -	$ 200	$ 200	0.00%
55000 - Miscellaneous Contractual Exp	$ -	$ 11,680	$ -	$ -	$ -	$ -	$ -	$ -	0.00%
55030 - Grant Pass Thru	$ -	$ -	$ -	$ -	$ 239,177	$ -	$ 600,000	$ 600,000	0.00%
Personnel Services- Employee Benefits	**$ 3,933**	**$ 4,213**	**$ 4,200**	**$ 4,418**	**$ 4,751**	**$ 1,950**	**$ 4,947**	**$ 4,905**	**39.43%**
45000 - Healthcare Contribution	$ 2,554	$ 2,955	$ 3,063	$ 3,129	$ 3,364	$ 1,406	$ 3,375	$ 3,375	41.66%
45010 - Dental Contribution	$ 60	$ 60	$ 60	$ 64	$ 65	$ 27	$ 65	$ 65	41.38%
45100 - FICA/SS Contribution	$ 509	$ 521	$ 537	$ 655	$ 672	$ 280	$ 778	$ 755	35.99%
45200 - IMRF Contribution	$ 584	$ 462	$ 364	$ 393	$ 478	$ 238	$ 558	$ 539	42.57%
53010 - Workers Compensation	$ 225	$ 216	$ 176	$ 176	$ 173	$ -	$ 171	$ 171	0.00%
Personnel Services- Salaries & Wages	**$ 7,542**	**$ 7,696**	**$ 7,937**	**$ 9,533**	**$ 9,801**	**$ 4,071**	**$ 10,134**	**$ 9,839**	**40.17%**
40000 - Salaries and Wages	$ 7,542	$ 7,696	$ 7,937	$ 9,533	$ 9,801	$ 4,071	$ 10,134	$ 9,839	40.17%
40002 - Non-Union Wage Increase	$ -	$ -	$ -	$ -	$ -	$ -	$ -	$ -	0.00%
40003 - Cost of Living Increase	$ -	$ -	$ -	$ -	$ -	$ -	$ -	$ -	0.00%
Transfers Out	**$ -**	**$ 279**	**$ 262**	**$ 267**	**$ 261**	**$ 261**	**$ 261**	**$ 261**	**100.00%**
99000 - Transfer To Other Funds	$ -	$ -	$ -	$ -	$ -	$ -	$ -	$ -	0.00%
99001 - Transfer to General Fund 001	$ -	$ 279	$ 262	$ 267	$ 261	$ 261	$ 261	$ 261	100.00%
421 Elec Agg Civic Contribution									
Revenue	***$ 47,655***	***$ 314,939***	***$ 277,340***	***$ 88,950***	***$ 110,590***	***$ 27,435***	***$ 207,494***	***$ 207,494***	***13.22%***
Interest Revenue	**$ (79)**	**$ (5,450)**	**$ 14,395**	**$ 28,947**	**$ 30,586**	**$ 4,101**	**$ 12,000**	**$ 12,000**	**34.18%**
38000 - Investment Income	$ (79)	$ (5,450)	$ 14,395	$ 28,947	$ 30,586	$ 4,101	$ 12,000	$ 12,000	34.18%

Committee Revenue Expense Budget Report - by Account Detail

Through April 30, 2026 (41.7% YTD, 42.31% Payroll Expense through Pay Period Ending 04/25/2026)

***2021, 2022, 2023, 2024, 2025 DRAFT** and 2026 Actual Fiscal Year**

Department / Fund / Account Classification	2021 Actual Amount*	2022 Actual Amount*	2023 Actual Amount*	2024 Actual Amount*	2025 Actual Amount DRAFT**	2026 Actual Amount	2026 Amended Budget	2026 Adopted Budget	2026 YTD% Actual/Amended Budget
Other	**$ -**	**$ -**	**$ -**	**$ -**	**$ -**	**$ -**	**$ 115,494**	**$ 115,494**	**0.00%**
39900 - Fund Balance Utilization	$ -	$ -	$ -	$ -	$ -	$ -	$ 115,494	$ 115,494	0.00%
Reimbursements	**$ 47,734**	**$ 320,389**	**$ 262,945**	**$ 60,003**	**$ 80,004**	**$ 23,334**	**$ 80,000**	**$ 80,000**	**29.17%**
35386 - Electrical Aggregation Civic Contribution	$ 47,734	$ 320,389	$ 262,945	$ 60,003	$ 80,004	$ 23,334	$ 80,000	$ 80,000	29.17%
Expenses	***$ -***	***$ 30,896***	***$ 63,358***	***$ 103,421***	***$ 48,321***	***$ 53,815***	***$ 207,494***	***$ 207,494***	***25.94%***
Contingency and Other	**$ -**	**$ -**	**$ -**	**$ -**	**$ -**	**$ -**	**$ 63,679**	**$ 63,679**	**0.00%**
89000 - Addition to Fund Balance	$ -	$ -	$ -	$ -	$ -	$ -	$ 63,679	$ 63,679	0.00%
Contractual Services	**$ -**	**$ 3,896**	**$ 36,269**	**$ 75,791**	**$ 20,000**	**$ 20,000**	**$ 110,000**	**$ 110,000**	**18.18%**
50150 - Contractual/Consulting Services	$ -	$ 3,896	$ 36,269	$ 75,791	$ 20,000	$ 20,000	$ 110,000	$ 110,000	18.18%
Transfers Out	**$ -**	**$ 27,000**	**$ 27,089**	**$ 27,630**	**$ 28,321**	**$ 33,815**	**$ 33,815**	**$ 33,815**	**100.00%**
99000 - Transfer To Other Funds	$ -	$ -	$ -	$ -	$ -	$ -	$ -	$ -	0.00%
99001 - Transfer to General Fund 001	$ -	$ 27,000	$ 27,089	$ 27,630	$ 28,321	$ 33,815	$ 33,815	$ 33,815	100.00%
650 Enterprise Surcharge									
Revenue	***$ 160,595***	***$ 102,134***	***$ 423,887***	***$ 809,779***	***$ 843,386***	***$ 239,766***	***$ 660,247***	***$ 657,538***	***36.31%***
Interest Revenue	**$ 1,800**	**$ (62,612)**	**$ 241,146**	**$ 308,101**	**$ 331,947**	**$ 37,351**	**$ 86,457**	**$ 86,457**	**43.20%**
38000 - Investment Income	$ 1,800	$ (62,612)	$ 241,146	$ 308,101	$ 331,947	$ 37,351	$ 86,457	$ 86,457	43.20%
Other	**$ 1,000**	**$ 250**	**$ 1,156**	**$ 10,934**	**$ 10,863**	**$ -**	**$ 19,838**	**$ 17,129**	**0.00%**
38900 - Miscellaneous Other	$ 1,000	$ 250	$ 1,156	$ 10,934	$ 10,863	$ -	$ -	$ -	0.00%
39900 - Fund Balance Utilization	$ -	$ -	$ -	$ -	$ -	$ -	$ 19,838	$ 17,129	0.00%
Reimbursements	**$ 75,297**	**$ 71,830**	**$ 75,361**	**$ 91,058**	**$ 115,432**	**$ 18,470**	**$ 75,000**	**$ 75,000**	**24.63%**
37270 - House Hazard Waste Reimbursement	$ 75,297	$ 71,830	$ 75,361	$ 91,058	$ 115,432	$ 18,470	$ 75,000	$ 75,000	24.63%
Charges for Services	**$ 11,175**	**$ 31,666**	**$ 19,724**	**$ 34,861**	**$ 33,725**	**$ 21,545**	**$ 28,900**	**$ 28,900**	**74.55%**
34690 - Hauling Fees	$ 10,425	$ 20,575	$ 19,125	$ 33,600	$ 6,950	$ 20,775	$ 18,000	$ 18,000	115.42%
34715 - Franchise Fee	$ -	$ 10,000	$ -	$ -	$ -	$ -	$ 10,400	$ 10,400	0.00%
35405 - Electric Vehicle Charging Station Fee	$ 750	$ 1,091	$ 599	$ 1,261	$ 26,775	$ 770	$ 500	$ 500	154.02%
Transfers In	**$ 71,323**	**$ 61,000**	**$ 86,500**	**$ 364,825**	**$ 284,284**	**$ 162,400**	**$ 162,400**	**$ 162,400**	**100.00%**
39000 - Transfer From Other Funds	$ 71,323	$ -	$ -	$ -	$ -	$ -	$ -	$ -	0.00%
39001 - Transfer from General Fund 001	$ -	$ -	$ -	$ 285,000	$ -	$ -	$ -	$ -	0.00%
39120 - Transfer from Grand Victoria Casino Elgin Fund 120	$ -	$ 61,000	$ 86,500	$ 79,825	$ 96,800	$ 162,400	$ 162,400	$ 162,400	100.00%
39355 - Transfer from American Rescue Plan Fund 355	$ -	$ -	$ -	$ -	$ 187,484	$ -	$ -	$ -	0.00%
Grants	**$ -**	**$ -**	**$ -**	**$ -**	**$ 67,136**	**$ -**	**$ 287,652**	**$ 287,652**	**0.00%**
33903 - Grants - Federal Government	$ -	$ -	$ -	$ -	$ 67,136	$ -	$ 287,652	$ 287,652	0.00%
Expenses	***$ 261,810***	***$ 199,658***	***$ 189,315***	***$ 241,221***	***$ 177,709***	***$ 158,922***	***$ 660,247***	***$ 657,538***	***24.07%***
Commodities	**$ 8,397**	**$ 12,211**	**$ 13,341**	**$ 14,593**	**$ 11,877**	**$ 6,374**	**$ 45,349**	**$ 45,349**	**14.06%**
60000 - Office Supplies	$ 250	$ 938	$ 497	$ 397	$ 550	$ 348	$ 600	$ 600	57.94%
60010 - Operating Supplies	$ 6,065	$ 8,569	$ 11,314	$ 13,845	$ 10,867	$ 6,021	$ 36,299	$ 36,299	16.59%
60040 - Postage	$ 1,804	$ 2,354	$ 1,241	$ -	$ -	$ -	$ 5,500	$ 5,500	0.00%

Committee Revenue Expense Budget Report - by Account Detail

Through April 30, 2026 (41.7% YTD, 42.31% Payroll Expense through Pay Period Ending 04/25/2026)

***2021, 2022, 2023, 2024, 2025 DRAFT** and 2026 Actual Fiscal Year**

Department / Fund / Account Classification	2021 Actual Amount*	2022 Actual Amount*	2023 Actual Amount*	2024 Actual Amount*	2025 Actual Amount DRAFT**	2026 Actual Amount	2026 Amended Budget	2026 Adopted Budget	2026 YTD% Actual/Amended Budget
60050 - Books and Subscriptions	$ -	$ -	$ -	$ -	$ -	$ -	$ 150	$ 150	0.00%
60265 - Public Health Commodities - Coronavirus	$ -	$ -	$ -	$ -	$ -	$ -	$ -	$ -	0.00%
63040 - Fuel- Vehicles	$ 23	$ 66	$ -	$ 43	$ 157	$ 6	$ 500	$ 500	1.20%
64000 - Telephone	$ 255	$ 283	$ 290	$ 308	$ 303	$ -	$ 2,300	$ 2,300	0.00%
Contingency and Other	**$ -**	**$ -**	**$ -**	**$ -**	**$ -**	**$ -**	**$ 52,239**	**$ 52,239**	**0.00%**
89000 - Addition to Fund Balance	$ -	$ -	$ -	$ -	$ -	$ -	$ 52,239	$ 52,239	0.00%
Contractual Services	**$ 141,421**	**$ 114,667**	**$ 142,632**	**$ 185,655**	**$ 144,074**	**$ 103,851**	**$ 432,398**	**$ 432,398**	**24.02%**
50140 - Engineering Services	$ 3,126	$ 1,300	$ -	$ -	$ 1,584	$ -	$ 15,000	$ 15,000	0.00%
50150 - Contractual/Consulting Services	$ 103,728	$ 82,067	$ 112,642	$ 142,725	$ 111,452	$ 74,817	$ 361,500	$ 361,500	20.70%
50590 - Professional Services	$ 27,227	$ 19,914	$ 24,309	$ 28,066	$ 20,402	$ 15,078	$ 25,000	$ 25,000	60.31%
50650 - Blighted Structure Demolition	$ 210	$ -	$ -	$ -	$ -	$ -	$ -	$ -	0.00%
50660 - Electric Vehicle Services	$ 769	$ 1,540	$ 43	$ 1,500	$ -	$ -	$ 1,000	$ 1,000	0.00%
52230 - Repairs and Maint- Vehicles	$ 90	$ 1,096	$ -	$ 2,411	$ 1,978	$ -	$ 1,000	$ 1,000	0.00%
53000 - Liability Insurance	$ 1,896	$ 1,171	$ 668	$ 667	$ 291	$ -	$ 3,210	$ 3,210	0.00%
53020 - Unemployment Claims	$ 60	$ 36	$ 10	$ 9	$ 4	$ -	$ 53	$ 53	0.00%
53060 - General Printing	$ 3,015	$ 5,288	$ 2,272	$ 6,595	$ 2,324	$ 12,837	$ 20,500	$ 20,500	62.62%
53100 - Conferences and Meetings	$ 150	$ 831	$ 934	$ 1,423	$ 1,875	$ 50	$ 2,125	$ 2,125	2.35%
53120 - Employee Mileage Expense	$ -	$ -	$ -	$ -	$ -	$ -	$ 250	$ 250	0.00%
53130 - General Association Dues	$ 1,148	$ 1,423	$ 1,754	$ 2,259	$ 4,165	$ 1,069	$ 2,760	$ 2,760	38.73%
Personnel Services- Employee Benefits	**$ 29,433**	**$ 19,093**	**$ 9,514**	**$ 10,669**	**$ 7,379**	**$ 14,979**	**$ 40,871**	**$ 40,535**	**36.65%**
45000 - Healthcare Contribution	$ 12,810	$ 10,148	$ 5,995	$ 6,369	$ 5,496	$ 10,652	$ 26,627	$ 26,627	40.00%
45009 - Healthcare Subsidy	$ (80)	$ -	$ -	$ -	$ -	$ -	$ -	$ -	0.00%
45010 - Dental Contribution	$ 666	$ 49	$ 211	$ 231	$ 108	$ 263	$ 654	$ 654	40.27%
45019 - Dental Subsidy	$ (5)	$ -	$ -	$ -	$ -	$ -	$ -	$ -	0.00%
45100 - FICA/SS Contribution	$ 6,190	$ 3,954	$ 1,671	$ 2,223	$ 961	$ 2,196	$ 6,769	$ 6,588	32.45%
45109 - FICA/SS Subsidy	$ (99)	$ -	$ -	$ -	$ -	$ -	$ -	$ -	0.00%
45200 - IMRF Contribution	$ 7,097	$ 3,529	$ 1,130	$ 1,338	$ 679	$ 1,868	$ 5,330	$ 5,175	35.04%
45209 - IMRF Subsidy	$ (121)	$ -	$ -	$ -	$ -	$ -	$ -	$ -	0.00%
53010 - Workers Compensation	$ 2,974	$ 1,413	$ 508	$ 507	$ 136	$ -	$ 1,491	$ 1,491	0.00%
Personnel Services- Salaries & Wages	**$ 82,559**	**$ 51,899**	**$ 21,964**	**$ 29,294**	**$ 13,392**	**$ 32,730**	**$ 88,403**	**$ 86,030**	**37.02%**
40000 - Salaries and Wages	$ 83,935	$ 51,899	$ 21,964	$ 29,294	$ 13,392	$ 32,730	$ 88,403	$ 86,030	37.02%
40002 - Non-Union Wage Increase	$ -	$ -	$ -	$ -	$ -	$ -	$ -	$ -	0.00%
40003 - Cost of Living Increase	$ -	$ -	$ -	$ -	$ -	$ -	$ -	$ -	0.00%
40009 - Salaries and Wages Subsidy	$ (1,376)	$ -	$ -	$ -	$ -	$ -	$ -	$ -	0.00%
Transfers Out	**$ -**	**$ 1,788**	**$ 1,864**	**$ 1,010**	**$ 987**	**$ 987**	**$ 987**	**$ 987**	**100.00%**
99000 - Transfer To Other Funds	$ -	$ -	$ -	$ -	$ -	$ -	$ -	$ -	0.00%
99001 - Transfer to General Fund 001	$ -	$ 1,788	$ 1,864	$ 1,010	$ 987	$ 987	$ 987	$ 987	100.00%
651 Enterprise General									
Revenue	***$ (1,929)***	***$ -***	***$ -***	***$ -***	***$ -***	***$ -***	***$ -***	***$ -***	***0.00%***

Committee Revenue Expense Budget Report - by Account Detail

Through April 30, 2026 (41.7% YTD, 42.31% Payroll Expense through Pay Period Ending 04/25/2026)

***2021, 2022, 2023, 2024, 2025 DRAFT** and 2026 Actual Fiscal Year**

Department / Fund / Account Classification	2021 Actual Amount*	2022 Actual Amount*	2023 Actual Amount*	2024 Actual Amount*	2025 Actual Amount DRAFT**	2026 Actual Amount	2026 Amended Budget	2026 Adopted Budget	2026 YTD% Actual/Amended Budget
Interest Revenue	**$ (2,179)**	**$ -**	**$ -**	**$ -**	**$ -**	**$ -**	**$ -**	**$ -**	**0.00%**
38000 - Investment Income	$ (2,179)	$ -	$ -	$ -	$ -	$ -	$ -	$ -	0.00%
Other	**$ 250**	**$ -**	**$ -**	**$ -**	**$ -**	**$ -**	**$ -**	**$ -**	**0.00%**
38900 - Miscellaneous Other	$ 250	$ -	$ -	$ -	$ -	$ -	$ -	$ -	0.00%
39900 - Fund Balance Utilization	$ -	$ -	$ -	$ -	$ -	$ -	$ -	$ -	0.00%
Expenses	***$ 307,464***	***$ -***	***$ -***	***$ -***	***$ -***	***$ -***	***$ -***	***$ -***	***0.00%***
Capital	**$ 13,999**	**$ -**	**$ -**	**$ -**	**$ -**	**$ -**	**$ -**	**$ -**	**0.00%**
72150 - Buildings- North Campus	$ 13,999	$ -	$ -	$ -	$ -	$ -	$ -	$ -	0.00%
Contractual Services	**$ 293,465**	**$ -**	**$ -**	**$ -**	**$ -**	**$ -**	**$ -**	**$ -**	**0.00%**
50150 - Contractual/Consulting Services	$ 293,465	$ -	$ -	$ -	$ -	$ -	$ -	$ -	0.00%
751 Subdivision Review Escrow									
Revenue	***$ -***	***$ (228)***	***$ 673***	***$ 848***	***$ 1,147***	***$ 126***	***$ 1,488***	***$ 1,488***	***8.44%***
Interest Revenue	**$ -**	**$ (228)**	**$ 673**	**$ 848**	**$ 1,147**	**$ 126**	**$ 488**	**$ 488**	**25.74%**
38000 - Investment Income	$ -	$ (228)	$ 673	$ 848	$ 1,147	$ 126	$ 488	$ 488	25.74%
Other	**$ -**	**$ -**	**$ -**	**$ -**	**$ -**	**$ -**	**$ 1,000**	**$ 1,000**	**0.00%**
38538 - Collections	$ -	$ -	$ -	$ -	$ -	$ -	$ 1,000	$ 1,000	0.00%
Expenses	***$ -***	***$ -***	***$ -***	***$ -***	***$ -***	***$ -***	***$ 1,488***	***$ 1,488***	***0.00%***
Contractual Services	**$ -**	**$ -**	**$ -**	**$ -**	**$ -**	**$ -**	**$ 1,488**	**$ 1,488**	**0.00%**
50168 - Distribution	$ -	$ -	$ -	$ -	$ -	$ -	$ 1,488	$ 1,488	0.00%
690 Development									
001 General Fund									
Revenue	***$ 1,918,260***	***$ 1,916,910***	***$ 2,175,002***	***$ 2,050,129***	***$ 1,893,564***	***$ 552,354***	***$ 2,333,050***	***$ 2,333,050***	***23.68%***
Other	**$ 3,550**	**$ 4,050**	**$ 800**	**$ 4,300**	**$ 5,600**	**$ 2,050**	**$ 4,000**	**$ 4,000**	**51.25%**
38900 - Miscellaneous Other	$ 3,550	$ 4,050	$ 800	$ 4,300	$ 5,600	$ 2,050	$ 4,000	$ 4,000	51.25%
Charges for Services	**$ 728,224**	**$ 718,773**	**$ 689,741**	**$ 740,738**	**$ 561,492**	**$ 144,323**	**$ 776,000**	**$ 776,000**	**18.60%**
34710 - Cable Franchise Fees	$ 667,933	$ 693,248	$ 638,701	$ 608,306	$ 482,077	$ 116,223	$ 640,000	$ 640,000	18.16%
34720 - Zoning Fees	$ 25,500	$ 23,325	$ 44,040	$ 52,275	$ 77,515	$ 27,500	$ 60,000	$ 60,000	45.83%
34740 - Development/Planning Srv Fees	$ -	$ -	$ -	$ -	$ -	$ -	$ 100	$ 100	0.00%
34750 - Adjudication Hearing Fees	$ 564	$ 650	$ 1,300	$ 400	$ 1,900	$ 600	$ 600	$ 600	100.00%
35375 - Vacant Dwelling Fees	$ -	$ 150	$ 150	$ -	$ -	$ -	$ 300	$ 300	0.00%
35380 - Coin Opperated Amusement Fee	$ -	$ 1,000	$ 5,550	$ -	$ -	$ -	$ -	$ -	0.00%
35420 - KEEP/C-PACE Admin Fees	$ 34,227	$ 400	$ -	$ 79,757	$ -	$ -	$ 75,000	$ 75,000	0.00%
Fines	**$ -**	**$ 1,100**	**$ -**	**$ -**	**$ -**	**$ -**	**$ 750**	**$ 750**	**0.00%**
36090 - Adjudication Fines	$ -	$ 1,100	$ -	$ -	$ -	$ -	$ 750	$ 750	0.00%
Licenses and Permits	**$ 1,186,486**	**$ 1,192,987**	**$ 1,484,460**	**$ 1,305,091**	**$ 1,326,472**	**$ 405,981**	**$ 1,552,300**	**$ 1,552,300**	**26.15%**
31300 - Building and Inspection Permits	$ 1,185,561	$ 1,190,937	$ 1,482,510	$ 1,302,791	$ 1,324,522	$ 404,481	$ 1,550,000	$ 1,550,000	26.10%
31320 - Stormwater Permits	$ 275	$ -	$ -	$ -	$ -	$ -	$ -	$ -	0.00%
31380 - Publication Permits	$ 250	$ 250	$ 150	$ 300	$ 50	$ -	$ 300	$ 300	0.00%
31410 - Fireworks Permits	$ 400	$ 1,800	$ 1,800	$ 2,000	$ 1,900	$ 1,500	$ 2,000	$ 2,000	75.00%
Expenses	***$ 1,125,946***	***$ 1,125,284***	***$ 1,295,698***	***$ 1,300,375***	***$ 1,400,621***	***$ 467,865***	***$ 1,202,461***	***$ 1,173,857***	***38.91%***
Commodities	**$ 40,879**	**$ 20,665**	**$ 54,788**	**$ 59,167**	**$ 69,959**	**$ 6,331**	**$ 78,786**	**$ 78,786**	**8.04%**

Committee Revenue Expense Budget Report - by Account Detail

Through April 30, 2026 (41.7% YTD, 42.31% Payroll Expense through Pay Period Ending 04/25/2026)

***2021, 2022, 2023, 2024, 2025 DRAFT** and 2026 Actual Fiscal Year**

Department / Fund / Account Classification	2021 Actual Amount*	2022 Actual Amount*	2023 Actual Amount*	2024 Actual Amount*	2025 Actual Amount DRAFT**	2026 Actual Amount	2026 Amended Budget	2026 Adopted Budget	2026 YTD% Actual/Amended Budget
60000 - Office Supplies	$ 2,419	$ 4,505	$ 4,081	$ 9,189	$ 4,910	$ 2,340	$ 7,000	$ 7,000	33.42%
60010 - Operating Supplies	$ 5,502	$ 5,859	$ 5,012	$ 3,251	$ 3,316	$ 657	$ 5,000	$ 5,000	13.15%
60020 - Computer Related Supplies	$ 563	$ 248	$ -	$ -	$ -	$ -	$ 1,000	$ 1,000	0.00%
60050 - Books and Subscriptions	$ -	$ -	$ 10	$ -	$ -	$ -	$ 500	$ 500	0.00%
60060 - Computer Software- Non Capital	$ 27,918	$ 297	$ 34,716	$ 35,990	$ 51,777	$ 1,001	$ 52,306	$ 52,306	1.91%
60070 - Computer Hardware- Non Capital	$ -	$ 15	$ -	$ -	$ -	$ -	$ 980	$ 980	0.00%
63040 - Fuel- Vehicles	$ 4,477	$ 9,741	$ 10,968	$ 10,736	$ 9,956	$ 2,333	$ 12,000	$ 12,000	19.44%
Contractual Services	**$ 32,195**	**$ 31,190**	**$ 67,019**	**$ 49,577**	**$ 61,859**	**$ 71,705**	**$ 71,946**	**$ 71,946**	**99.66%**
50150 - Contractual/Consulting Services	$ 13,014	$ 13,146	$ 30,886	$ 18,811	$ 41,013	$ 60,411	$ 50,446	$ 50,446	119.75%
52130 - Repairs and Maint- Computers	$ -	$ -	$ 877	$ 877	$ -	$ -	$ -	$ -	0.00%
52140 - Repairs and Maint- Copiers	$ 515	$ 1,363	$ 1,739	$ 1,739	$ 948	$ 283	$ 1,000	$ 1,000	28.33%
52230 - Repairs and Maint- Vehicles	$ 3,866	$ 2,824	$ 7,562	$ 8,848	$ 4,097	$ 814	$ 5,000	$ 5,000	16.27%
53060 - General Printing	$ -	$ -	$ 429	$ -	$ -	$ 871	$ 1,000	$ 1,000	87.10%
53070 - Legal Printing	$ 6,956	$ 7,069	$ 12,521	$ 9,032	$ 6,136	$ 690	$ 4,000	$ 4,000	17.25%
53100 - Conferences and Meetings	$ 1,990	$ 2,774	$ 8,115	$ 5,939	$ 2,864	$ 4,470	$ 2,000	$ 2,000	223.50%
53110 - Employee Training	$ -	$ -	$ -	$ -	$ -	$ -	$ 500	$ 500	0.00%
53120 - Employee Mileage Expense	$ 256	$ 327	$ 929	$ 309	$ 738	$ 134	$ 1,500	$ 1,500	8.93%
53130 - General Association Dues	$ 5,598	$ 3,687	$ 3,961	$ 4,022	$ 6,063	$ 4,032	$ 6,000	$ 6,000	67.20%
55000 - Miscellaneous Contractual Exp	$ -	$ -	$ -	$ -	$ -	$ -	$ 500	$ 500	0.00%

Committee Revenue Expense Budget Report - by Account Detail

Through April 30, 2026 (41.7% YTD, 42.31% Payroll Expense through Pay Period Ending 04/25/2026)

***2021, 2022, 2023, 2024, 2025 DRAFT** and 2026 Actual Fiscal Year**

Department / Fund / Account Classification	2021 Actual Amount*	2022 Actual Amount*	2023 Actual Amount*	2024 Actual Amount*	2025 Actual Amount DRAFT**	2026 Actual Amount	2026 Amended Budget	2026 Adopted Budget	2026 YTD% Actual/Amended Budget
Personnel Services- Employee Benefits	**$ 211,289**	**$ 220,398**	**$ 244,532**	**$ 280,271**	**$ -**	**$ -**	**$ 417,371**	**$ 417,371**	**0.00%**
45000 - Healthcare Contribution	$ 205,098	$ 214,343	$ 238,593	$ 274,216	$ -	$ -	$ 247,902	$ 247,902	0.00%
45010 - Dental Contribution	$ 6,191	$ 6,055	$ 5,938	$ 6,055	$ -	$ -	$ 6,674	$ 6,674	0.00%
45100 - FICA/SS Contribution	$ -	$ -	$ -	$ -	$ -	$ -	$ 78,167	$ 78,167	0.00%
45200 - IMRF Contribution	$ -	$ -	$ -	$ -	$ -	$ -	$ 66,921	$ 66,921	0.00%
53010 - Workers Compensation	$ -	$ -	$ -	$ -	$ -	$ -	$ 17,707	$ 17,707	0.00%
Personnel Services- Salaries & Wages	**$ 841,583**	**$ 853,031**	**$ 929,360**	**$ 1,191,631**	**$ 1,268,803**	**$ 389,830**	**$ 1,051,729**	**$ 1,023,125**	**37.07%**
40000 - Salaries and Wages	$ 837,032	$ 848,365	$ 922,512	$ 1,184,566	$ 1,260,711	$ 387,038	$ 1,051,729	$ 1,023,125	36.80%
40002 - Non-Union Wage Increase	$ -	$ -	$ -	$ -	$ -	$ -	$ -	$ -	0.00%
40003 - Cost of Living Increase	$ -	$ -	$ -	$ -	$ -	$ -	$ -	$ -	0.00%
40005 - New Position Budget Moved to Contingency	$ -	$ -	$ -	$ -	$ -	$ -	$ -	$ -	0.00%
40007 - Equity Study Adjustments	$ -	$ -	$ -	$ -	$ -	$ -	$ -	$ -	0.00%
40200 - Overtime Salaries	$ -	$ 106	$ 67	$ 44	$ 412	$ 32	$ -	$ -	0.00%
40300 - Employee Per Diem	$ 4,551	$ 4,560	$ 6,780	$ 7,020	$ 7,680	$ 2,760	$ -	$ -	0.00%
Services	**$ -**	**$ -**	**$ -**	**$ (280,271)**	**$ -**	**$ -**	**$ (417,371)**	**$ (417,371)**	**0.00%**
45005 - Healthcare Contribution Contra Account	$ -	$ -	$ -	$ (274,216)	$ -	$ -	$ (247,902)	$ (247,902)	0.00%
45015 - Dental Insurance Contra Account	$ -	$ -	$ -	$ (6,055)	$ -	$ -	$ (6,674)	$ (6,674)	0.00%
45105 - FICA/SS Contribution Contra Account	$ -	$ -	$ -	$ -	$ -	$ -	$ (78,167)	$ (78,167)	0.00%
45205 - IMRF Contribution Contra Account	$ -	$ -	$ -	$ -	$ -	$ -	$ (66,921)	$ (66,921)	0.00%
53015 - Worker's Comp Contra Account	$ -	$ -	$ -	$ -	$ -	$ -	$ (17,707)	$ (17,707)	0.00%
400 Economic Development									
Revenue	***$ 80,544***	***$ 57,781***	***$ 161,327***	***$ 1,162,587***	***$ 1,652,924***	***$ 1,859,505***	***$ 2,040,714***	***$ 2,030,534***	***91.12%***
Interest Revenue	**$ 169**	**$ (895)**	**$ 6,684**	**$ 12,917**	**$ 39,715**	**$ 20,936**	**$ 3,531**	**$ 3,531**	**592.93%**
38000 - Investment Income	$ 169	$ (895)	$ 6,684	$ 12,917	$ 39,715	$ 20,936	$ 3,531	$ 3,531	592.93%
Other	**$ -**	**$ -**	**$ -**	**$ -**	**$ -**	**$ -**	**$ 206,808**	**$ 196,628**	**0.00%**
39900 - Fund Balance Utilization	$ -	$ -	$ -	$ -	$ -	$ -	$ 206,808	$ 196,628	0.00%
Reimbursements	**$ -**	**$ -**	**$ -**	**$ 199,307**	**$ 24,920**	**$ 5,940**	**$ -**	**$ -**	**0.00%**
37900 - Miscellaneous Reimbursement	$ -	$ -	$ -	$ 199,307	$ 24,920	$ 5,940	$ -	$ -	0.00%
Transfers In	**$ 80,375**	**$ 58,676**	**$ 94,643**	**$ 780,375**	**$ 1,530,375**	**$ 1,830,375**	**$ 1,830,375**	**$ 1,830,375**	**100.00%**
39000 - Transfer From Other Funds	$ 80,375	$ -	$ -	$ -	$ -	$ -	$ -	$ -	0.00%
39001 - Transfer from General Fund 001	$ -	$ -	$ -	$ 500,000	$ 1,250,000	$ 1,250,000	$ 1,250,000	$ 1,250,000	100.00%
39120 - Transfer from Grand Victoria Casino Elgin Fund 120	$ -	$ 58,676	$ 74,643	$ 280,375	$ 280,375	$ 580,375	$ 580,375	$ 580,375	100.00%
39355 - Transfer from American Rescue Plan Fund 355	$ -	$ -	$ 20,000	$ -	$ -	$ -	$ -	$ -	0.00%
Grants	**$ -**	**$ -**	**$ 60,000**	**$ 169,988**	**$ 57,914**	**$ 2,254**	**$ -**	**$ -**	**0.00%**
32205 - DCEO-RISE Grant	$ -	$ -	$ 60,000	$ 169,988	$ 57,914	$ 2,254	$ -	$ -	0.00%
Expenses	***$ 92,557***	***$ 111,664***	***$ 268,002***	***$ 768,298***	***$ 1,484,982***	***$ 657,728***	***$ 2,040,714***	***$ 2,030,534***	***32.23%***
Commodities	**$ -**	**$ -**	**$ -**	**$ -**	**$ -**	**$ 400**	**$ 400**	**$ 400**	**0.00%**
60000 - Office Supplies	$ -	$ -	$ -	$ -	$ -	$ -	$ 100	$ 100	0.00%
60050 - Books and Subscriptions	$ -	$ -	$ -	$ -	$ -	$ -	$ 200	$ 200	0.00%
60290 - Photography Supplies	$ -	$ -	$ -	$ -	$ -	$ -	$ 100	$ 100	0.00%
Contingency and Other	**$ -**	**$ -**	**$ -**	**$ -**	**$ -**	**$ -**	**$ -**	**$ -**	**0.00%**
89000 - Addition to Fund Balance	$ -	$ -	$ -	$ -	$ -	$ -	$ -	$ -	0.00%

Committee Revenue Expense Budget Report - by Account Detail

Through April 30, 2026 (41.7% YTD, 42.31% Payroll Expense through Pay Period Ending 04/25/2026)

***2021, 2022, 2023, 2024, 2025 DRAFT** and 2026 Actual Fiscal Year**

Department / Fund / Account Classification	2021 Actual Amount*	2022 Actual Amount*	2023 Actual Amount*	2024 Actual Amount*	2025 Actual Amount DRAFT**	2026 Actual Amount	2026 Amended Budget	2026 Adopted Budget	2026 YTD% Actual/Amended Budget
Contractual Services	**$ 14,847**	**$ 47,428**	**$ 197,272**	**$ 681,807**	**$ 1,387,388**	**$ 494,101**	**$ 1,556,583**	**$ 1,556,583**	**31.74%**
50150 - Contractual/Consulting Services	$ 14,000	$ 45,813	$ 195,041	$ 675,446	$ 1,362,325	$ 491,265	$ 1,527,280	$ 1,527,280	32.17%
53000 - Liability Insurance	$ 821	$ 1,023	$ 1,337	$ 1,337	$ 2,394	$ -	$ 13,272	$ 13,272	0.00%
53020 - Unemployment Claims	$ 26	$ 31	$ 19	$ 19	$ 33	$ -	$ 214	$ 214	0.00%
53060 - General Printing	$ -	$ -	$ -	$ -	$ 94	$ -	$ 500	$ 500	0.00%
53100 - Conferences and Meetings	$ -	$ 561	$ 875	$ 4,826	$ 3,278	$ 2,785	$ 2,000	$ 2,000	139.27%
53120 - Employee Mileage Expense	$ -	$ -	$ -	$ 179	$ -	$ 50	$ 250	$ 250	19.95%
53130 - General Association Dues	$ -	$ -	$ -	$ -	$ -	$ -	$ 6,000	$ 6,000	0.00%
55000 - Miscellaneous Contractual Exp	$ -	$ -	$ -	$ -	$ 19,264	$ -	$ 7,067	$ 7,067	0.00%
Personnel Services- Employee Benefits	**$ 19,511**	**$ 19,795**	**$ 20,576**	**$ 22,073**	**$ 25,837**	**$ 34,796**	**$ 119,003**	**$ 117,738**	**29.24%**
45000 - Healthcare Contribution	$ 11,148	$ 12,288	$ 13,701	$ 13,483	$ 15,322	$ 16,960	$ 59,289	$ 59,289	28.61%
45010 - Dental Contribution	$ 418	$ 418	$ 418	$ 448	$ 476	$ 488	$ 1,850	$ 1,850	26.36%
45100 - FICA/SS Contribution	$ 3,102	$ 3,102	$ 3,241	$ 4,453	$ 5,210	$ 9,374	$ 27,849	$ 27,167	33.66%
45200 - IMRF Contribution	$ 3,556	$ 2,754	$ 2,199	$ 2,672	$ 3,710	$ 7,974	$ 23,856	$ 23,273	33.43%
53010 - Workers Compensation	$ 1,288	$ 1,234	$ 1,017	$ 1,017	$ 1,119	$ -	$ 6,159	$ 6,159	0.00%
Personnel Services- Salaries & Wages	**$ 43,200**	**$ 44,441**	**$ 45,785**	**$ 62,190**	**$ 69,580**	**$ 128,830**	**$ 364,728**	**$ 355,813**	**35.32%**
40000 - Salaries and Wages	$ 43,200	$ 44,441	$ 45,785	$ 62,190	$ 69,580	$ 128,830	$ 364,728	$ 355,813	35.32%
40002 - Non-Union Wage Increase	$ -	$ -	$ -	$ -	$ -	$ -	$ -	$ -	0.00%
Transfers Out	**$ 15,000**	**$ -**	**$ 4,370**	**$ 2,228**	**$ 2,177**	**$ -**	**$ -**	**$ -**	**0.00%**
99000 - Transfer To Other Funds	$ 15,000	$ -	$ -	$ -	$ -	$ -	$ -	$ -	0.00%
99001 - Transfer to General Fund 001	$ -	$ -	$ 4,370	$ 2,228	$ 2,177	$ -	$ -	$ -	0.00%
401 Community Dev Block Program									
Revenue	***$ 2,059,015***	***$ 1,770,923***	***$ 3,132,039***	***$ 1,364,662***	***$ 831,572***	***$ 368,163***	***$ 1,702,201***	***$ 1,694,188***	***21.63%***
Interest Revenue	**$ -**	**$ -**	**$ -**	**$ -**	**$ -**	**$ -**	**$ -**	**$ -**	**0.00%**
38000 - Investment Income	$ -	$ -	$ -	$ -	$ -	$ -	$ -	$ -	0.00%
Other	**$ -**	**$ -**	**$ -**	**$ -**	**$ -**	**$ -**	**$ 8,013**	**$ -**	**0.00%**
38900 - Miscellaneous Other	$ -	$ -	$ -	$ -	$ -	$ -	$ -	$ -	0.00%
39900 - Fund Balance Utilization	$ -	$ -	$ -	$ -	$ -	$ -	$ 8,013	$ -	0.00%
Reimbursements	**$ 671,528**	**$ 501,068**	**$ 280,123**	**$ 633,840**	**$ 140,387**	**$ -**	**$ 427,000**	**$ 427,000**	**0.00%**
37900 - Miscellaneous Reimbursement	$ 671,528	$ 501,068	$ 280,123	$ 633,840	$ 140,387	$ -	$ 427,000	$ 427,000	0.00%
Grants	**$ 1,387,487**	**$ 1,269,856**	**$ 2,851,916**	**$ 730,822**	**$ 691,185**	**$ 368,163**	**$ 1,267,188**	**$ 1,267,188**	**29.05%**
32170 - CDBG Grant	$ 1,387,487	$ 1,269,856	$ 2,851,916	$ 730,822	$ 691,185	$ 368,163	$ 1,267,188	$ 1,267,188	29.05%
Expenses	***$ 1,711,654***	***$ 1,770,923***	***$ 3,133,563***	***$ 1,356,149***	***$ 888,299***	***$ 362,507***	***$ 1,702,201***	***$ 1,694,188***	***21.30%***
Capital	**$ -**	**$ -**	**$ -**	**$ -**	**$ -**	**$ -**	**$ -**	**$ -**	**0.00%**
70080 - Office Furniture	$ -	$ -	$ -	$ -	$ -	$ -	$ -	$ -	0.00%
Commodities	**$ 5,729**	**$ 7,501**	**$ 5,374**	**$ 6,990**	**$ 2,805**	**$ 4,437**	**$ 3,502**	**$ 3,502**	**126.70%**
60000 - Office Supplies	$ 958	$ 428	$ 1,071	$ 1,182	$ 199	$ -	$ 100	$ 100	0.00%
60010 - Operating Supplies	$ -	$ -	$ -	$ -	$ -	$ -	$ -	$ -	0.00%
60040 - Postage	$ 84	$ 4	$ -	$ -	$ 19	$ -	$ 100	$ 100	0.00%
60050 - Books and Subscriptions	$ 2,190	$ 4,380	$ 2,255	$ 3,235	$ -	$ 2,255	$ 2,500	$ 2,500	90.20%
60070 - Computer Hardware- Non Capital	$ -	$ -	$ -	$ 1,030	$ 840	$ 2,105	$ -	$ -	0.00%

Committee Revenue Expense Budget Report - by Account Detail

Through April 30, 2026 (41.7% YTD, 42.31% Payroll Expense through Pay Period Ending 04/25/2026)

***2021, 2022, 2023, 2024, 2025 DRAFT** and 2026 Actual Fiscal Year**

Department / Fund / Account Classification	2021 Actual Amount*	2022 Actual Amount*	2023 Actual Amount*	2024 Actual Amount*	2025 Actual Amount DRAFT**	2026 Actual Amount	2026 Amended Budget	2026 Adopted Budget	2026 YTD% Actual/Amended Budget
63000 - Utilities- Natural Gas	$ 120	$ 142	$ 164	$ 79	$ 69	$ -	$ -	$ -	0.00%
63010 - Utilities- Electric	$ 110	$ 76	$ 96	$ 55	$ 47	$ -	$ -	$ -	0.00%
63040 - Fuel- Vehicles	$ 843	$ 1,187	$ 500	$ -	$ -	$ -	$ -	$ -	0.00%
64000 - Telephone	$ 727	$ 753	$ 618	$ 539	$ 681	$ 30	$ -	$ -	0.00%
64010 - Cellular Phone	$ 411	$ 335	$ 416	$ 683	$ 835	$ 47	$ 629	$ 629	7.48%
64020 - Internet	$ 287	$ 197	$ 254	$ 186	$ 116	$ -	$ 173	$ 173	0.00%
Contractual Services	**$ 1,479,669**	**$ 1,615,018**	**$ 2,938,281**	**$ 1,181,408**	**$ 723,712**	**$ 223,399**	**$ 1,253,950**	**$ 1,253,950**	**17.82%**
50150 - Contractual/Consulting Services	$ 625	$ 10,072	$ 3,365	$ -	$ 3,434	$ -	$ 25,000	$ 25,000	0.00%
50340 - Software Licensing Cost	$ 1,211	$ -	$ 23	$ 94	$ -	$ -	$ 514	$ 514	0.00%
50350 - Notary Services	$ -	$ -	$ -	$ 44	$ -	$ -	$ -	$ -	0.00%
50590 - Professional Services	$ 1,605	$ 64	$ 157	$ 79	$ 58	$ -	$ 101	$ 101	0.00%
52010 - Janitorial Services	$ 1,253	$ 893	$ 1,058	$ 754	$ 373	$ -	$ 814	$ 814	0.00%
52110 - Repairs and Maint- Buildings	$ -	$ 178	$ 175	$ 82	$ 57	$ -	$ 231	$ 231	0.00%
52140 - Repairs and Maint- Copiers	$ 131	$ 77	$ 114	$ 71	$ 80	$ -	$ 80	$ 80	0.00%
52180 - Building Space Rental	$ 12,332	$ 7,981	$ 9,044	$ 6,573	$ 2,973	$ -	$ -	$ -	0.00%
52230 - Repairs and Maint- Vehicles	$ 69	$ 443	$ 109	$ 1,069	$ -	$ -	$ 100	$ 100	0.00%
53000 - Liability Insurance	$ 2,777	$ 2,456	$ 3,772	$ 3,412	$ 3,256	$ -	$ 10,877	$ 10,877	0.00%
53020 - Unemployment Claims	$ 88	$ 74	$ 52	$ 55	$ 44	$ -	$ 175	$ 175	0.00%
53070 - Legal Printing	$ 138	$ -	$ 222	$ 35	$ 564	$ 110	$ 300	$ 300	36.80%
53100 - Conferences and Meetings	$ 400	$ 150	$ 662	$ 190	$ 267	$ -	$ 650	$ 650	0.00%
53110 - Employee Training	$ 375	$ 2,272	$ 2,287	$ 5,490	$ 7,919	$ 228	$ 7,500	$ 7,500	3.03%
53120 - Employee Mileage Expense	$ -	$ 37	$ 40	$ -	$ 45	$ -	$ 250	$ 250	0.00%
55000 - Miscellaneous Contractual Exp	$ 1,458,664	$ 1,590,321	$ 2,917,202	$ 1,163,459	$ 704,643	$ 223,061	$ 1,207,358	$ 1,207,358	18.48%
Personnel Services- Employee Benefits	**$ 55,023**	**$ 33,938**	**$ 34,487**	**$ 25,618**	**$ 36,605**	**$ 32,687**	**$ 109,434**	**$ 108,438**	**29.87%**
45000 - Healthcare Contribution	$ 25,982	$ 15,041	$ 15,001	$ 10,506	$ 19,488	$ 18,713	$ 60,011	$ 60,011	31.18%
45010 - Dental Contribution	$ 956	$ 703	$ 594	$ 479	$ 414	$ 276	$ 2,006	$ 2,006	13.77%
45100 - FICA/SS Contribution	$ 11,038	$ 8,038	$ 9,555	$ 8,164	$ 9,087	$ 7,403	$ 22,831	$ 22,294	32.43%
45200 - IMRF Contribution	$ 12,691	$ 7,191	$ 6,532	$ 4,903	$ 6,467	$ 6,295	$ 19,535	$ 19,076	32.22%
53010 - Workers Compensation	$ 4,356	$ 2,964	$ 2,805	$ 1,566	$ 1,149	$ -	$ 5,051	$ 5,051	0.00%
Personnel Services- Salaries & Wages	**$ 149,433**	**$ 107,746**	**$ 129,165**	**$ 109,721**	**$ 122,436**	**$ 101,985**	**$ 298,603**	**$ 291,586**	**34.15%**
40000 - Salaries and Wages	$ 149,433	$ 107,746	$ 129,165	$ 109,721	$ 122,436	$ 101,985	$ 298,603	$ 291,586	34.15%
40002 - Non-Union Wage Increase	$ -	$ -	$ -	$ -	$ -	$ -	$ -	$ -	0.00%
40003 - Cost of Living Increase	$ -	$ -	$ -	$ -	$ -	$ -	$ -	$ -	0.00%
Transfers Out	**$ 21,800**	**$ 6,721**	**$ 26,256**	**$ 32,412**	**$ 2,741**	**$ -**	**$ 36,712**	**$ 36,712**	**0.00%**
99000 - Transfer To Other Funds	$ 21,800	$ -	$ -	$ -	$ -	$ -	$ -	$ -	0.00%
99001 - Transfer to General Fund 001	$ -	$ 6,721	$ 4,456	$ 4,412	$ 2,741	$ -	$ 7,112	$ 7,112	0.00%
99404 - Transfer to Homeless Management Info Systems Fund 404	$ -	$ -	$ 21,800	$ 28,000	$ -	$ -	$ 29,600	$ 29,600	0.00%
402 HOME Program									
Revenue	***$ 515,529***	***$ 1,104,913***	***$ 1,642,263***	***$ 1,446,846***	***$ 1,533,112***	***$ 426,804***	***$ 1,366,243***	***$ 1,363,988***	***31.24%***
Interest Revenue	**$ -**	**$ -**	**$ -**	**$ -**	**$ -**	**$ -**	**$ -**	**$ -**	**0.00%**
38000 - Investment Income	$ -	$ -	$ -	$ -	$ -	$ -	$ -	$ -	0.00%

Committee Revenue Expense Budget Report - by Account Detail

Through April 30, 2026 (41.7% YTD, 42.31% Payroll Expense through Pay Period Ending 04/25/2026)

***2021, 2022, 2023, 2024, 2025 DRAFT** and 2026 Actual Fiscal Year**

Department / Fund / Account Classification	2021 Actual Amount*	2022 Actual Amount*	2023 Actual Amount*	2024 Actual Amount*	2025 Actual Amount DRAFT**	2026 Actual Amount	2026 Amended Budget	2026 Adopted Budget	2026 YTD% Actual/Amended Budget
Other	**$ 416,807**	**$ 149,950**	**$ 172,784**	**$ 195,751**	**$ 497,553**	**$ 20,000**	**$ 545,616**	**$ 543,361**	**3.67%**
38900 - Miscellaneous Other	$ 416,807	$ 149,950	$ 172,784	$ 195,751	$ 497,553	$ 20,000	$ 543,361	$ 543,361	3.68%
39900 - Fund Balance Utilization	$ -	$ -	$ -	$ -	$ -	$ -	$ 2,255	$ -	0.00%
Grants	**$ 98,722**	**$ 954,963**	**$ 1,469,479**	**$ 1,251,095**	**$ 1,035,560**	**$ 406,804**	**$ 820,627**	**$ 820,627**	**49.57%**
32160 - HOME Program Grant	$ 98,722	$ 954,963	$ 1,469,479	$ 1,251,095	$ 1,035,560	$ 406,804	$ 820,627	$ 820,627	49.57%
Expenses	***$ 638,002***	***$ 1,104,913***	***$ 1,643,274***	***$ 1,401,331***	***$ 1,591,334***	***$ 434,060***	***$ 1,366,243***	***$ 1,363,988***	***31.77%***
Capital	**$ -**	**$ -**	**$ -**	**$ -**	**$ -**	**$ -**	**$ -**	**$ -**	**0.00%**
70080 - Office Furniture	$ -	$ -	$ -	$ -	$ -	$ -	$ -	$ -	0.00%
Commodities	**$ 427**	**$ 932**	**$ 883**	**$ 609**	**$ 601**	**$ 2,182**	**$ 501**	**$ 501**	**435.55%**
60000 - Office Supplies	$ 50	$ 21	$ 65	$ -	$ -	$ -	$ 50	$ 50	0.00%
60010 - Operating Supplies	$ -	$ -	$ -	$ -	$ -	$ -	$ -	$ -	0.00%
60040 - Postage	$ -	$ 21	$ -	$ -	$ -	$ -	$ 100	$ 100	0.00%
60050 - Books and Subscriptions	$ -	$ -	$ -	$ 80	$ -	$ -	$ -	$ -	0.00%
60070 - Computer Hardware- Non Capital	$ -	$ -	$ -	$ -	$ -	$ 2,105	$ -	$ -	0.00%
63000 - Utilities- Natural Gas	$ 28	$ 92	$ 92	$ 25	$ 17	$ -	$ -	$ -	0.00%
63010 - Utilities- Electric	$ 22	$ 53	$ 53	$ 20	$ 11	$ -	$ -	$ -	0.00%
63040 - Fuel- Vehicles	$ 8	$ -	$ -	$ -	$ -	$ -	$ -	$ -	0.00%
64000 - Telephone	$ 164	$ 367	$ 338	$ 219	$ 253	$ 30	$ -	$ -	0.00%
64010 - Cellular Phone	$ 95	$ 248	$ 192	$ 197	$ 286	$ 47	$ 268	$ 268	17.56%
64020 - Internet	$ 60	$ 129	$ 143	$ 68	$ 33	$ -	$ 83	$ 83	0.00%
Contractual Services	**$ 566,468**	**$ 1,003,747**	**$ 1,549,660**	**$ 1,344,890**	**$ 1,550,329**	**$ 391,371**	**$ 1,242,640**	**$ 1,242,640**	**31.50%**
50150 - Contractual/Consulting Services	$ -	$ -	$ -	$ -	$ 3,433	$ -	$ 50,000	$ 50,000	0.00%
50340 - Software Licensing Cost	$ 191	$ -	$ 11	$ -	$ -	$ -	$ 248	$ 248	0.00%
50590 - Professional Services	$ 450	$ 47	$ 88	$ 28	$ 15	$ -	$ 49	$ 49	0.00%
52010 - Janitorial Services	$ 265	$ 590	$ 594	$ 294	$ 112	$ -	$ 392	$ 392	0.00%
52110 - Repairs and Maint- Buildings	$ -	$ 110	$ 110	$ 26	$ 12	$ -	$ 111	$ 111	0.00%
52140 - Repairs and Maint- Copiers	$ 20	$ 50	$ 65	$ 28	$ 26	$ -	$ 39	$ 39	0.00%
52180 - Building Space Rental	$ 2,556	$ 5,267	$ 5,077	$ 2,345	$ 648	$ -	$ -	$ -	0.00%
52230 - Repairs and Maint- Vehicles	$ -	$ -	$ -	$ -	$ -	$ -	$ -	$ -	0.00%
53000 - Liability Insurance	$ 1,154	$ 1,784	$ 2,087	$ 1,390	$ 831	$ -	$ 3,167	$ 3,167	0.00%
53020 - Unemployment Claims	$ 37	$ 54	$ 29	$ 22	$ 11	$ -	$ 51	$ 51	0.00%
53070 - Legal Printing	$ 84	$ -	$ 169	$ 35	$ 375	$ -	$ 300	$ 300	0.00%
53100 - Conferences and Meetings	$ -	$ 153	$ 716	$ 178	$ 97	$ -	$ 550	$ 550	0.00%
53110 - Employee Training	$ -	$ 1,722	$ 1,737	$ 3,807	$ 3,490	$ 2,757	$ 7,500	$ 7,500	36.76%
53120 - Employee Mileage Expense	$ -	$ 20	$ 39	$ 61	$ 68	$ -	$ -	$ -	0.00%
55000 - Miscellaneous Contractual Exp	$ 561,711	$ 993,951	$ 1,538,939	$ 1,336,675	$ 1,541,211	$ 388,614	$ 1,180,233	$ 1,180,233	32.93%
Personnel Services- Employee Benefits	**$ 14,638**	**$ 20,143**	**$ 18,752**	**$ 9,579**	**$ 8,670**	**$ 10,809**	**$ 33,467**	**$ 33,187**	**32.30%**
45000 - Healthcare Contribution	$ 3,395	$ 6,539	$ 7,973	$ 3,474	$ 4,400	$ 6,781	$ 19,074	$ 19,074	35.55%
45010 - Dental Contribution	$ 292	$ 485	$ 347	$ 197	$ 102	$ 59	$ 612	$ 612	9.69%
45100 - FICA/SS Contribution	$ 4,258	$ 5,813	$ 5,289	$ 3,337	$ 2,314	$ 2,144	$ 6,626	$ 6,475	32.36%
45200 - IMRF Contribution	$ 4,883	$ 5,154	$ 3,604	$ 2,002	$ 1,646	$ 1,824	$ 5,684	$ 5,555	32.10%
53010 - Workers Compensation	$ 1,810	$ 2,153	$ 1,539	$ 569	$ 207	$ -	$ 1,471	$ 1,471	0.00%
Personnel Services- Salaries & Wages	**$ 56,468**	**$ 77,701**	**$ 71,478**	**$ 44,701**	**$ 31,096**	**$ 29,698**	**$ 86,877**	**$ 84,902**	**34.18%**
40000 - Salaries and Wages	$ 56,468	$ 77,701	$ 71,478	$ 44,701	$ 31,096	$ 29,698	$ 86,877	$ 84,902	34.18%
40002 - Non-Union Wage Increase	$ -	$ -	$ -	$ -	$ -	$ -	$ -	$ -	0.00%

Committee Revenue Expense Budget Report - by Account Detail

Through April 30, 2026 (41.7% YTD, 42.31% Payroll Expense through Pay Period Ending 04/25/2026)

***2021, 2022, 2023, 2024, 2025 DRAFT** and 2026 Actual Fiscal Year**

Department / Fund / Account Classification	2021 Actual Amount*	2022 Actual Amount*	2023 Actual Amount*	2024 Actual Amount*	2025 Actual Amount DRAFT**	2026 Actual Amount	2026 Amended Budget	2026 Adopted Budget	2026 YTD% Actual/Amended Budget
40003 - Cost of Living Increase	$ -	$ -	$ -	$ -	$ -	$ -	$ -	$ -	0.00%
Transfers Out	**$ -**	**$ 2,390**	**$ 2,501**	**$ 1,552**	**$ 639**	**$ -**	**$ 2,758**	**$ 2,758**	**0.00%**
99000 - Transfer To Other Funds	$ -	$ -	$ -	$ -	$ -	$ -	$ -	$ -	0.00%
99001 - Transfer to General Fund 001	$ -	$ 2,390	$ 2,501	$ 1,552	$ 639	$ -	$ 2,758	$ 2,758	0.00%
403 Unincorporated Stormwater Mgmt									
Revenue	***$ 20,270***	***$ (2,196)***	***$ 29,716***	***$ 63,119***	***$ 42,963***	***$ 6,386***	***$ 39,240***	***$ 39,240***	***16.28%***
Interest Revenue	**$ (33)**	**$ (2,196)**	**$ 8,323**	**$ 13,797**	**$ 15,752**	**$ 2,386**	**$ 5,240**	**$ 5,240**	**45.54%**
38000 - Investment Income	$ (33)	$ (2,196)	$ 8,323	$ 13,797	$ 15,752	$ 2,386	$ 5,240	$ 5,240	45.54%
Other	**$ -**	**$ -**	**$ -**	**$ -**	**$ -**	**$ -**	**$ 30,000**	**$ 30,000**	**0.00%**
39900 - Fund Balance Utilization	$ -	$ -	$ -	$ -	$ -	$ -	$ 30,000	$ 30,000	0.00%
Charges for Services	**$ 20,303**	**$ -**	**$ 17,394**	**$ 45,394**	**$ 23,211**	**$ -**	**$ -**	**$ -**	**0.00%**
34770 - In Lieu of Site Runoff Fees	$ 20,303	$ -	$ 17,394	$ 45,394	$ 23,211	$ -	$ -	$ -	0.00%
Transfers In	**$ -**	**$ -**	**$ 4,000**	**$ 3,928**	**$ 4,000**	**$ 4,000**	**$ 4,000**	**$ 4,000**	**100.00%**
39000 - Transfer From Other Funds	$ -	$ -	$ -	$ -	$ -	$ -	$ -	$ -	0.00%
395314 - Transfer from 45W185 Plank Road SSA SW 54 Fund 5314	$ -	$ -	$ 4,000	$ 3,928	$ 4,000	$ 4,000	$ 4,000	$ 4,000	100.00%
Expenses	***$ -***	***$ 2,920***	***$ -***	***$ -***	***$ -***	***$ -***	***$ 39,240***	***$ 39,240***	***0.00%***
Capital	**$ -**	**$ -**	**$ -**	**$ -**	**$ -**	**$ -**	**$ -**	**$ -**	**0.00%**
74000 - Land	$ -	$ -	$ -	$ -	$ -	$ -	$ -	$ -	0.00%
Contingency and Other	**$ -**	**$ -**	**$ -**	**$ -**	**$ -**	**$ -**	**$ 9,240**	**$ 9,240**	**0.00%**
89000 - Addition to Fund Balance	$ -	$ -	$ -	$ -	$ -	$ -	$ 9,240	$ 9,240	0.00%
Contractual Services	**$ -**	**$ 2,920**	**$ -**	**$ -**	**$ -**	**$ -**	**$ 30,000**	**$ 30,000**	**0.00%**
50150 - Contractual/Consulting Services	$ -	$ 2,920	$ -	$ -	$ -	$ -	$ 30,000	$ 30,000	0.00%
404 Homeless Management Info Systems									
Revenue	***$ 124,741***	***$ 175,288***	***$ 120,062***	***$ 150,518***	***$ 63,242***	***$ -***	***$ -***	***$ -***	***0.00%***
Interest Revenue	**$ -**	**$ -**	**$ -**	**$ -**	**$ -**	**$ -**	**$ -**	**$ -**	**0.00%**
38000 - Investment Income	$ -	$ -	$ -	$ -	$ -	$ -	$ -	$ -	0.00%
Other	**$ 27,633**	**$ 35,998**	**$ 3,204**	**$ 696**	**$ -**	**$ -**	**$ -**	**$ -**	**0.00%**
38900 - Miscellaneous Other	$ 27,633	$ 35,998	$ 3,204	$ 696	$ -	$ -	$ -	$ -	0.00%
39900 - Fund Balance Utilization	$ -	$ -	$ -	$ -	$ -	$ -	$ -	$ -	0.00%
Transfers In	**$ 21,800**	**$ -**	**$ 21,800**	**$ 28,000**	**$ -**	**$ -**	**$ -**	**$ -**	**0.00%**
39000 - Transfer From Other Funds	$ 21,800	$ -	$ -	$ -	$ -	$ -	$ -	$ -	0.00%
39401 - Transfer from Community Development Block Grant Fund 401	$ -	$ -	$ 21,800	$ 28,000	$ -	$ -	$ -	$ -	0.00%
Grants	**$ 75,308**	**$ 139,290**	**$ 95,058**	**$ 121,822**	**$ 63,242**	**$ -**	**$ -**	**$ -**	**0.00%**
32370 - HUD Grant	$ 75,308	$ 139,290	$ 95,058	$ 121,822	$ 63,242	$ -	$ -	$ -	0.00%
Expenses	***$ 110,737***	***$ 139,290***	***$ 158,542***	***$ 167,619***	***$ 91,375***	***$ 9,654***	***$ -***	***$ -***	***0.00%***
Commodities	**$ 2,521**	**$ 759**	**$ 943**	**$ 2,200**	**$ 438**	**$ -**	**$ -**	**$ -**	**0.00%**
60000 - Office Supplies	$ 738	$ 20	$ 17	$ -	$ -	$ -	$ -	$ -	0.00%
60010 - Operating Supplies	$ -	$ -	$ -	$ -	$ -	$ -	$ -	$ -	0.00%

Committee Revenue Expense Budget Report - by Account Detail

Through April 30, 2026 (41.7% YTD, 42.31% Payroll Expense through Pay Period Ending 04/25/2026)

***2021, 2022, 2023, 2024, 2025 DRAFT** and 2026 Actual Fiscal Year**

Department / Fund / Account Classification	2021 Actual Amount*	2022 Actual Amount*	2023 Actual Amount*	2024 Actual Amount*	2025 Actual Amount DRAFT**	2026 Actual Amount	2026 Amended Budget	2026 Adopted Budget	2026 YTD% Actual/Amended Budget
60070 - Computer Hardware- Non Capital	$ 1,366	$ -	$ -	$ 1,185	$ -	$ -	$ -	$ -	0.00%
63000 - Utilities- Natural Gas	$ 59	$ 94	$ 106	$ 54	$ 32	$ -	$ -	$ -	0.00%
63010 - Utilities- Electric	$ 34	$ 58	$ 64	$ 48	$ 23	$ -	$ -	$ -	0.00%
64000 - Telephone	$ 225	$ 279	$ 303	$ 289	$ 123	$ -	$ -	$ -	0.00%
64010 - Cellular Phone	$ 2	$ 170	$ 284	$ 472	$ 209	$ -	$ -	$ -	0.00%
64020 - Internet	$ 97	$ 138	$ 168	$ 152	$ 50	$ -	$ -	$ -	0.00%
Contractual Services	**$ 57,170**	**$ 54,198**	**$ 60,858**	**$ 70,293**	**$ 50,873**	**$ 9,654**	**$ -**	**$ -**	**0.00%**
50150 - Contractual/Consulting Services	$ 49,231	$ 46,257	$ 51,790	$ 61,443	$ 20,044	$ 9,654	$ -	$ -	0.00%
50340 - Software Licensing Cost	$ 1,749	$ -	$ 11	$ 154	$ 27,943	$ -	$ -	$ -	0.00%
50590 - Professional Services	$ 424	$ 45	$ 106	$ 67	$ 28	$ -	$ -	$ -	0.00%
52010 - Janitorial Services	$ 391	$ 630	$ 701	$ 653	$ 174	$ -	$ -	$ -	0.00%
52110 - Repairs and Maint- Buildings	$ -	$ 115	$ 117	$ 62	$ 28	$ -	$ -	$ -	0.00%
52140 - Repairs and Maint- Copiers	$ 32	$ 57	$ 82	$ 57	$ 40	$ -	$ -	$ -	0.00%
52180 - Building Space Rental	$ 4,077	$ 5,627	$ 5,989	$ 5,640	$ 1,499	$ -	$ -	$ -	0.00%
53000 - Liability Insurance	$ 1,228	$ 1,424	$ 2,033	$ 2,181	$ 1,104	$ -	$ -	$ -	0.00%
53020 - Unemployment Claims	$ 39	$ 43	$ 28	$ 35	$ 15	$ -	$ -	$ -	0.00%
53070 - Legal Printing	$ -	$ -	$ -	$ -	$ -	$ -	$ -	$ -	0.00%
53100 - Conferences and Meetings	$ -	$ -	$ -	$ -	$ -	$ -	$ -	$ -	0.00%
53110 - Employee Training	$ -	$ -	$ -	$ -	$ -	$ -	$ -	$ -	0.00%
Personnel Services- Employee Benefits	**$ 14,813**	**$ 19,547**	**$ 24,168**	**$ 21,307**	**$ 8,944**	**$ -**	**$ -**	**$ -**	**0.00%**
45000 - Healthcare Contribution	$ 7,008	$ 8,665	$ 13,535	$ 11,066	$ 4,504	$ -	$ -	$ -	0.00%
45010 - Dental Contribution	$ 432	$ 595	$ 633	$ 530	$ 192	$ -	$ -	$ -	0.00%
45100 - FICA/SS Contribution	$ 2,473	$ 4,543	$ 5,016	$ 5,155	$ 2,184	$ -	$ -	$ -	0.00%
45200 - IMRF Contribution	$ 2,975	$ 4,026	$ 3,435	$ 3,092	$ 1,550	$ -	$ -	$ -	0.00%
53010 - Workers Compensation	$ 1,925	$ 1,718	$ 1,550	$ 1,465	$ 515	$ -	$ -	$ -	0.00%
Personnel Services- Salaries & Wages	**$ 36,233**	**$ 62,098**	**$ 69,622**	**$ 70,143**	**$ 29,763**	**$ -**	**$ -**	**$ -**	**0.00%**
40000 - Salaries and Wages	$ 36,233	$ 62,098	$ 69,622	$ 70,143	$ 29,763	$ -	$ -	$ -	0.00%
40002 - Non-Union Wage Increase	$ -	$ -	$ -	$ -	$ -	$ -	$ -	$ -	0.00%
40003 - Cost of Living Increase	$ -	$ -	$ -	$ -	$ -	$ -	$ -	$ -	0.00%
Transfers Out	**$ -**	**$ 2,688**	**$ 2,951**	**$ 3,677**	**$ 1,357**	**$ -**	**$ -**	**$ -**	**0.00%**
99000 - Transfer To Other Funds	$ -	$ -	$ -	$ -	$ -	$ -	$ -	$ -	0.00%
99001 - Transfer to General Fund 001	$ -	$ 2,688	$ 2,951	$ 3,677	$ 1,357	$ -	$ -	$ -	0.00%
405 Cost Share Drainage									
Revenue	***$ 235,209***	***$ 155,976***	***$ 121,207***	***$ 281,349***	***$ 35,756***	***$ 9,298***	***$ 392,519***	***$ 392,519***	***2.37%***
Interest Revenue	**$ 356**	**$ (3,560)**	**$ 15,887**	**$ 20,880**	**$ 29,451**	**$ 3,543**	**$ 13,000**	**$ 13,000**	**27.25%**
38000 - Investment Income	$ 356	$ (3,560)	$ 15,887	$ 20,880	$ 29,451	$ 3,543	$ 13,000	$ 13,000	27.25%
Other	**$ -**	**$ 9,836**	**$ -**	**$ -**	**$ -**	**$ -**	**$ 373,764**	**$ 373,764**	**0.00%**
38900 - Miscellaneous Other	$ -	$ 9,836	$ -	$ -	$ -	$ -	$ -	$ -	0.00%
39900 - Fund Balance Utilization	$ -	$ -	$ -	$ -	$ -	$ -	$ 373,764	$ 373,764	0.00%
Charges for Services	**$ 4,339**	**$ -**	**$ 30,703**	**$ -**	**$ -**	**$ -**	**$ -**	**$ -**	**0.00%**
34760 - Water Resource Cost Share Fees	$ 4,339	$ -	$ 30,703	$ -	$ -	$ -	$ -	$ -	0.00%
Transfers In	**$ 230,513**	**$ 149,700**	**$ 74,617**	**$ 260,469**	**$ 6,305**	**$ 5,755**	**$ 5,755**	**$ 5,755**	**100.00%**
39000 - Transfer From Other Funds	$ 230,513	$ -	$ -	$ -	$ -	$ -	$ -	$ -	0.00%
39001 - Transfer from General Fund 001	$ -	$ -	$ -	$ 250,000	$ -	$ -	$ -	$ -	0.00%

Committee Revenue Expense Budget Report - by Account Detail

Through April 30, 2026 (41.7% YTD, 42.31% Payroll Expense through Pay Period Ending 04/25/2026)

***2021, 2022, 2023, 2024, 2025 DRAFT** and 2026 Actual Fiscal Year**

Department / Fund / Account Classification	2021 Actual Amount*	2022 Actual Amount*	2023 Actual Amount*	2024 Actual Amount*	2025 Actual Amount DRAFT**	2026 Actual Amount	2026 Amended Budget	2026 Adopted Budget	2026 YTD% Actual/Amended Budget
39120 - Transfer from Grand Victoria Casino Elgin Fund 120	$ -	$ 149,700	$ 69,403	$ 4,555	$ 4,555	$ 5,055	$ 5,055	$ 5,055	100.00%
39356 - Transfer from Lost Rev Recoup Fund 356	$ -	$ -	$ -	$ -	$ -	$ -	$ -	$ -	0.00%
395304 - Transfer from Wildwood West SBA SW41 Fund 5304	$ -	$ -	$ 665	$ 665	$ -	$ -	$ -	$ -	0.00%
395312 - Transfer from Tamara Dittman SBA SW 50 Fund 5312	$ -	$ -	$ 1,215	$ 1,215	$ 550	$ -	$ -	$ -	0.00%
395313 - Transfer from Church Molitor SSA SA 52 Fund 5313	$ -	$ -	$ 3,334	$ 3,334	$ 500	$ -	$ -	$ -	0.00%
395315 - Transfer from Boyer Road Special Service Area Fund 5315	$ -	$ -	$ -	$ 700	$ 700	$ 700	$ 700	$ 700	100.00%
Expenses	***$ 133,988***	***$ 103,401***	***$ 100,998***	***$ 12,382***	***$ 140,830***	***$ 59,974***	***$ 392,519***	***$ 392,519***	***15.28%***
Capital	**$ 33,452**	**$ 18,584**	**$ 4,943**	**$ -**	**$ -**	**$ -**	**$ -**	**$ -**	**0.00%**
73500 - Other Construction	$ 33,452	$ 18,584	$ 4,943	$ -	$ -	$ -	$ -	$ -	0.00%
Commodities	**$ 100**	**$ 100**	**$ 378**	**$ 251**	**$ 1,315**	**$ 29**	**$ 840**	**$ 840**	**3.45%**
60010 - Operating Supplies	$ 100	$ 100	$ 378	$ 251	$ 1,315	$ 29	$ 840	$ 840	3.45%
Contingency and Other	**$ -**	**$ -**	**$ -**	**$ -**	**$ -**	**$ -**	**$ 13,000**	**$ 13,000**	**0.00%**
89000 - Addition to Fund Balance	$ -	$ -	$ -	$ -	$ -	$ -	$ 13,000	$ 13,000	0.00%
Contractual Services	**$ 100,436**	**$ 84,717**	**$ 72,677**	**$ 12,131**	**$ 139,515**	**$ 58,895**	**$ 377,629**	**$ 377,629**	**15.60%**
50020 - Special Studies	$ 475	$ 1,000	$ 525	$ 525	$ 525	$ -	$ 1,000	$ 1,000	0.00%
50140 - Engineering Services	$ 3,285	$ -	$ -	$ -	$ -	$ 6,615	$ 32,414	$ 32,414	20.41%
50150 - Contractual/Consulting Services	$ 95,266	$ 82,717	$ 70,937	$ 7,954	$ 140,825	$ 51,043	$ 143,000	$ 143,000	35.69%
50590 - Professional Services	$ -	$ -	$ -	$ 2,427	$ (2,300)	$ -	$ 200,000	$ 200,000	0.00%
53130 - General Association Dues	$ 1,410	$ 1,000	$ 1,215	$ 1,225	$ 465	$ 1,238	$ 1,215	$ 1,215	101.85%
Transfers Out	**$ -**	**$ -**	**$ 23,000**	**$ -**	**$ -**	**$ 1,050**	**$ 1,050**	**$ 1,050**	**100.00%**
99120 - Transfer to Grand Victoria Casino Elgin Fund 120	$ -	$ -	$ 23,000	$ -	$ -	$ -	$ -	$ -	0.00%
995312 - Transfer To Tamara Dittman SBA SW 50 Fund 5312	$ -	$ -	$ -	$ -	$ -	$ 550	$ 550	$ 550	100.00%
995313 - Transfer To Church Molitor SSA SA 54 Fund 5313	$ -	$ -	$ -	$ -	$ -	$ 500	$ 500	$ 500	100.00%
406 OCR & Recovery Act Programs									
Revenue	***$ 95,045***	***$ 77,685***	***$ 15,000***	***$ -***	***$ 30,698***	***$ 41,325***	***$ 504,870***	***$ 500,000***	***8.19%***
Interest Revenue	**$ -**	**$ -**	**$ -**	**$ -**	**$ -**	**$ -**	**$ -**	**$ -**	**0.00%**
38000 - Investment Income	$ -	$ -	$ -	$ -	$ -	$ -	$ -	$ -	0.00%
Other	**$ 29,316**	**$ -**	**$ 15,000**	**$ -**	**$ -**	**$ -**	**$ 4,870**	**$ -**	**0.00%**
38900 - Miscellaneous Other	$ 29,316	$ -	$ 15,000	$ -	$ -	$ -	$ -	$ -	0.00%
39900 - Fund Balance Utilization	$ -	$ -	$ -	$ -	$ -	$ -	$ 4,870	$ -	0.00%
Grants	**$ 65,729**	**$ 77,685**	**$ -**	**$ -**	**$ 30,698**	**$ 41,325**	**$ 500,000**	**$ 500,000**	**8.27%**
33665 - NFS Grant	$ 16,351	$ -	$ -	$ -	$ -	$ -	$ -	$ -	0.00%
33897 - St. Charles Housing Trust Fund (Local Grant)	$ 49,378	$ 77,685	$ -	$ -	$ 30,698	$ 41,325	$ 500,000	$ 500,000	8.27%
Expenses	***$ 97,010***	***$ 75,054***	***$ (6,355)***	***$ 43,779***	***$ 82,223***	***$ 50,091***	***$ 504,870***	***$ 500,000***	***9.92%***
Commodities	**$ -**	**$ -**	**$ -**	**$ -**	**$ -**	**$ -**	**$ -**	**$ -**	**0.00%**
60010 - Operating Supplies	$ -	$ -	$ -	$ -	$ -	$ -	$ -	$ -	0.00%
Contractual Services	**$ 77,849**	**$ 77,752**	**$ 14,310**	**$ 29,569**	**$ 72,023**	**$ 28,074**	**$ 500,000**	**$ 500,000**	**5.61%**
53000 - Liability Insurance	$ 348	$ 65	$ 47	$ -	$ -	$ -	$ -	$ -	0.00%
53020 - Unemployment Claims	$ 11	$ 2	$ 1	$ -	$ -	$ -	$ -	$ -	0.00%
55000 - Miscellaneous Contractual Exp	$ 77,490	$ 77,685	$ 14,261	$ 29,569	$ 72,023	$ 28,074	$ 500,000	$ 500,000	5.61%

Committee Revenue Expense Budget Report - by Account Detail

Through April 30, 2026 (41.7% YTD, 42.31% Payroll Expense through Pay Period Ending 04/25/2026)

***2021, 2022, 2023, 2024, 2025 DRAFT** and 2026 Actual Fiscal Year**

Department / Fund / Account Classification	2021 Actual Amount*	2022 Actual Amount*	2023 Actual Amount*	2024 Actual Amount*	2025 Actual Amount DRAFT**	2026 Actual Amount	2026 Amended Budget	2026 Adopted Budget	2026 YTD% Actual/Amended Budget
Personnel Services- Employee Benefits	**$ 3,492**	**$ (327)**	**$ (3,763)**	**$ 2,998**	**$ 1,998**	**$ 4,723**	**$ 605**	**$ -**	**780.74%**
45000 - Healthcare Contribution	$ 367	$ -	$ (1,557)	$ 1,557	$ 923	$ 2,159	$ -	$ -	0.00%
45010 - Dental Contribution	$ 55	$ 18	$ (55)	$ 64	$ 41	$ 94	$ -	$ -	0.00%
45100 - FICA/SS Contribution	$ 1,176	$ (171)	$ (1,236)	$ 823	$ 603	$ 1,301	$ 326	$ -	399.09%
45200 - IMRF Contribution	$ 1,349	$ (253)	$ (942)	$ 554	$ 430	$ 1,169	$ 279	$ -	418.99%
53010 - Workers Compensation	$ 545	$ 79	$ 27	$ -	$ -	$ -	$ -	$ -	0.00%
Personnel Services- Salaries & Wages	**$ 15,669**	**$ (2,371)**	**$ (16,901)**	**$ 11,211**	**$ 8,202**	**$ 17,293**	**$ 4,265**	**$ -**	**405.47%**
40000 - Salaries and Wages	$ 15,669	$ (2,371)	$ (16,901)	$ 11,211	$ 8,202	$ 17,293	$ 4,265	$ -	405.47%
40002 - Non-Union Wage Increase	$ -	$ -	$ -	$ -	$ -	$ -	$ -	$ -	0.00%
40003 - Cost of Living Increase	$ -	$ -	$ -	$ -	$ -	$ -	$ -	$ -	0.00%
Transfers Out	**$ -**	**$ -**	**$ -**	**$ -**	**$ -**	**$ -**	**$ -**	**$ -**	**0.00%**
99001 - Transfer to General Fund 001	$ -	$ -	$ -	$ -	$ -	$ -	$ -	$ -	0.00%
407 Quality of Kane Grants									
Revenue	***$ (1)***	***$ (473)***	***$ 2,020***	***$ 23,242***	***$ 3,734***	***$ 528***	***$ 30,870***	***$ 30,870***	***1.71%***
Interest Revenue	**$ (1)**	**$ (473)**	**$ 2,020**	**$ 3,242**	**$ 3,734**	**$ 528**	**$ 1,413**	**$ 1,413**	**37.38%**
38000 - Investment Income	$ (1)	$ (473)	$ 2,020	$ 3,242	$ 3,734	$ 528	$ 1,413	$ 1,413	37.38%
Other	**$ -**	**$ -**	**$ -**	**$ -**	**$ -**	**$ -**	**$ 19,457**	**$ 19,457**	**0.00%**
39900 - Fund Balance Utilization	$ -	$ -	$ -	$ -	$ -	$ -	$ 19,457	$ 19,457	0.00%
Reimbursements	**$ -**	**$ -**	**$ -**	**$ -**	**$ -**	**$ -**	**$ 10,000**	**$ 10,000**	**0.00%**
37900 - Miscellaneous Reimbursement	$ -	$ -	$ -	$ -	$ -	$ -	$ 10,000	$ 10,000	0.00%
Transfers In	**$ -**	**$ -**	**$ -**	**$ 20,000**	**$ -**	**$ -**	**$ -**	**$ -**	**0.00%**
39120 - Transfer from Grand Victoria Casino Elgin Fund 120	$ -	$ -	$ -	$ 20,000	$ -	$ -	$ -	$ -	0.00%
Grants	**$ -**	**$ -**	**$ -**	**$ -**	**$ -**	**$ -**	**$ -**	**$ -**	**0.00%**
33670 - Federal NPS Grant	$ -	$ -	$ -	$ -	$ -	$ -	$ -	$ -	0.00%
Expenses	***$ -***	***$ 7,200***	***$ 1,000***	***$ 472***	***$ -***	***$ -***	***$ 30,870***	***$ 30,870***	***0.00%***
Contractual Services	**$ -**	**$ 7,200**	**$ 1,000**	**$ 472**	**$ -**	**$ -**	**$ 30,870**	**$ 30,870**	**0.00%**
50150 - Contractual/Consulting Services	$ -	$ -	$ -	$ 472	$ -	$ -	$ -	$ -	0.00%
53100 - Conferences and Meetings	$ -	$ 7,200	$ 1,000	$ -	$ -	$ -	$ 30,870	$ 30,870	0.00%
408 Neighborhood Stabilization Progr									
Revenue	***$ -***	***$ -***	***$ 34,680***	***$ -***	***$ -***	***$ -***	***$ 87,166***	***$ 87,166***	***0.00%***
Interest Revenue	**$ -**	**$ -**	**$ -**	**$ -**	**$ -**	**$ -**	**$ -**	**$ -**	**0.00%**
38000 - Investment Income	$ -	$ -	$ -	$ -	$ -	$ -	$ -	$ -	0.00%
Other	**$ -**	**$ -**	**$ -**	**$ -**	**$ -**	**$ -**	**$ 87,166**	**$ 87,166**	**0.00%**
39900 - Fund Balance Utilization	$ -	$ -	$ -	$ -	$ -	$ -	$ 87,166	$ 87,166	0.00%
Reimbursements	**$ -**	**$ -**	**$ 34,680**	**$ -**	**$ -**	**$ -**	**$ -**	**$ -**	**0.00%**
37520 - Grant Reimbursement	$ -	$ -	$ 34,680	$ -	$ -	$ -	$ -	$ -	0.00%
Grants	**$ -**	**$ -**	**$ -**	**$ -**	**$ -**	**$ -**	**$ -**	**$ -**	**0.00%**
33580 - Neighborhood Stabilization Grant	$ -	$ -	$ -	$ -	$ -	$ -	$ -	$ -	0.00%
Expenses	***$ 52***	***$ -***	***$ -***	***$ -***	***$ -***	***$ -***	***$ 87,166***	***$ 87,166***	***0.00%***

Committee Revenue Expense Budget Report - by Account Detail

Through April 30, 2026 (41.7% YTD, 42.31% Payroll Expense through Pay Period Ending 04/25/2026)

***2021, 2022, 2023, 2024, 2025 DRAFT** and 2026 Actual Fiscal Year**

Department / Fund / Account Classification	2021 Actual Amount*	2022 Actual Amount*	2023 Actual Amount*	2024 Actual Amount*	2025 Actual Amount DRAFT**	2026 Actual Amount	2026 Amended Budget	2026 Adopted Budget	2026 YTD% Actual/Amended Budget
Contingency and Other	**$ -**	**$ -**	**$ -**	**$ -**	**$ -**	**$ -**	**$ -**	**$ -**	**0.00%**
89000 - Addition to Fund Balance	$ -	$ -	$ -	$ -	$ -	$ -	$ -	$ -	0.00%
Contractual Services	**$ 52**	**$ -**	**$ -**	**$ -**	**$ -**	**$ -**	**$ 87,166**	**$ 87,166**	**0.00%**
55050 - Grant Services	$ 52	$ -	$ -	$ -	$ -	$ -	$ 87,166	$ 87,166	0.00%
409 Continuum of Care Planning Grant									
Revenue	***$ 78,441***	***$ 81,773***	***$ 85,091***	***$ 81,275***	***$ 60,119***	***$ -***	***$ -***	***$ -***	***0.00%***
Interest Revenue	**$ -**	**$ -**	**$ -**	**$ -**	**$ -**	**$ -**	**$ -**	**$ -**	**0.00%**
38000 - Investment Income	$ -	$ -	$ -	$ -	$ -	$ -	$ -	$ -	0.00%
Other	**$ 24,300**	**$ 24,300**	**$ 24,300**	**$ 13,000**	**$ 29,450**	**$ -**	**$ -**	**$ -**	**0.00%**
38900 - Miscellaneous Other	$ 24,300	$ 24,300	$ 24,300	$ 13,000	$ 29,450	$ -	$ -	$ -	0.00%
39900 - Fund Balance Utilization	$ -	$ -	$ -	$ -	$ -	$ -	$ -	$ -	0.00%
Grants	**$ 54,141**	**$ 57,473**	**$ 60,791**	**$ 68,275**	**$ 30,669**	**$ -**	**$ -**	**$ -**	**0.00%**
33585 - COC Planning Grant	$ 54,141	$ 57,473	$ 60,791	$ 68,275	$ 30,669	$ -	$ -	$ -	0.00%
Expenses	***$ 75,557***	***$ 86,817***	***$ 89,467***	***$ 93,332***	***$ 91,335***	***$ -***	***$ -***	***$ -***	***0.00%***
Commodities	**$ 353**	**$ 379**	**$ 380**	**$ 576**	**$ 747**	**$ -**	**$ -**	**$ -**	**0.00%**
60000 - Office Supplies	$ 56	$ 11	$ -	$ -	$ -	$ -	$ -	$ -	0.00%

Committee Revenue Expense Budget Report - by Account Detail

Through April 30, 2026 (41.7% YTD, 42.31% Payroll Expense through Pay Period Ending 04/25/2026)

***2021, 2022, 2023, 2024, 2025 DRAFT** and 2026 Actual Fiscal Year**

Department / Fund / Account Classification	2021 Actual Amount*	2022 Actual Amount*	2023 Actual Amount*	2024 Actual Amount*	2025 Actual Amount DRAFT**	2026 Actual Amount	2026 Amended Budget	2026 Adopted Budget	2026 YTD% Actual/Amended Budget
60010 - Operating Supplies	$ -	$ -	$ -	$ -	$ -	$ -	$ -	$ -	0.00%
63000 - Utilities- Natural Gas	$ 35	$ 59	$ 56	$ 27	$ 55	$ -	$ -	$ -	0.00%
63010 - Utilities- Electric	$ 23	$ 34	$ 32	$ 25	$ 40	$ -	$ -	$ -	0.00%
64000 - Telephone	$ 148	$ 162	$ 167	$ 169	$ 211	$ -	$ -	$ -	0.00%
64010 - Cellular Phone	$ 28	$ 28	$ 39	$ 273	$ 353	$ -	$ -	$ -	0.00%
64020 - Internet	$ 63	$ 84	$ 87	$ 81	$ 87	$ -	$ -	$ -	0.00%
Contractual Services	**$ 30,926**	**$ 34,715**	**$ 34,793**	**$ 38,168**	**$ 23,794**	**$ -**	**$ -**	**$ -**	**0.00%**
50150 - Contractual/Consulting Services	$ 27,000	$ 30,000	$ 30,000	$ 33,450	$ 18,900	$ -	$ -	$ -	0.00%
50340 - Software Licensing Cost	$ 106	$ -	$ 10	$ -	$ -	$ -	$ -	$ -	0.00%
50590 - Professional Services	$ 254	$ 28	$ 53	$ 38	$ 46	$ -	$ -	$ -	0.00%
52010 - Janitorial Services	$ 262	$ 375	$ 363	$ 354	$ 286	$ -	$ -	$ -	0.00%
52110 - Repairs and Maint- Buildings	$ -	$ 55	$ 64	$ 48	$ 47	$ -	$ -	$ -	0.00%
52140 - Repairs and Maint- Copiers	$ 18	$ 33	$ 36	$ 40	$ 59	$ -	$ -	$ -	0.00%
52180 - Building Space Rental	$ 2,647	$ 3,344	$ 3,095	$ 2,937	$ 2,612	$ -	$ -	$ -	0.00%
53000 - Liability Insurance	$ 619	$ 855	$ 1,157	$ 1,280	$ 1,819	$ -	$ -	$ -	0.00%
53020 - Unemployment Claims	$ 20	$ 26	$ 16	$ 21	$ 25	$ -	$ -	$ -	0.00%
53070 - Legal Printing	$ -	$ -	$ -	$ -	$ -	$ -	$ -	$ -	0.00%
53100 - Conferences and Meetings	$ -	$ -	$ -	$ -	$ -	$ -	$ -	$ -	0.00%
Personnel Services- Employee Benefits	**$ 11,955**	**$ 12,885**	**$ 13,154**	**$ 11,367**	**$ 15,347**	**$ -**	**$ -**	**$ -**	**0.00%**
45000 - Healthcare Contribution	$ 5,588	$ 6,321	$ 7,071	$ 5,373	$ 7,966	$ -	$ -	$ -	0.00%
45010 - Dental Contribution	$ 312	$ 331	$ 322	$ 238	$ 357	$ -	$ -	$ -	0.00%
45100 - FICA/SS Contribution	$ 2,368	$ 2,753	$ 2,891	$ 3,047	$ 3,613	$ -	$ -	$ -	0.00%
45200 - IMRF Contribution	$ 2,717	$ 2,447	$ 1,990	$ 1,828	$ 2,563	$ -	$ -	$ -	0.00%
53010 - Workers Compensation	$ 970	$ 1,032	$ 879	$ 881	$ 848	$ -	$ -	$ -	0.00%
Personnel Services- Salaries & Wages	**$ 32,323**	**$ 37,494**	**$ 39,617**	**$ 41,152**	**$ 49,025**	**$ -**	**$ -**	**$ -**	**0.00%**
40000 - Salaries and Wages	$ 32,323	$ 37,494	$ 39,617	$ 41,152	$ 49,025	$ -	$ -	$ -	0.00%
40002 - Non-Union Wage Increase	$ -	$ -	$ -	$ -	$ -	$ -	$ -	$ -	0.00%
40003 - Cost of Living Increase	$ -	$ -	$ -	$ -	$ -	$ -	$ -	$ -	0.00%
Transfers Out	**$ -**	**$ 1,344**	**$ 1,524**	**$ 2,070**	**$ 2,422**	**$ -**	**$ -**	**$ -**	**0.00%**
99000 - Transfer To Other Funds	$ -	$ -	$ -	$ -	$ -	$ -	$ -	$ -	0.00%
99001 - Transfer to General Fund 001	$ -	$ 1,344	$ 1,524	$ 2,070	$ 2,422	$ -	$ -	$ -	0.00%
410 Elgin CDBG									
Revenue	***$ 370,109***	***$ 474,950***	***$ 496,630***	***$ 545,772***	***$ 413,969***	***$ -***	***$ -***	***$ -***	***0.00%***
Interest Revenue	**$ -**	**$ -**	**$ -**	**$ -**	**$ -**	**$ -**	**$ -**	**$ -**	**0.00%**
38000 - Investment Income	$ -	$ -	$ -	$ -	$ -	$ -	$ -	$ -	0.00%
Other	**$ -**	**$ -**	**$ -**	**$ -**	**$ -**	**$ -**	**$ -**	**$ -**	**0.00%**
39900 - Fund Balance Utilization	$ -	$ -	$ -	$ -	$ -	$ -	$ -	$ -	0.00%
Grants	**$ 370,109**	**$ 474,950**	**$ 496,630**	**$ 545,772**	**$ 413,969**	**$ -**	**$ -**	**$ -**	**0.00%**
32175 - Elgin CDBG Grant	$ 370,109	$ 474,950	$ 496,630	$ 545,772	$ 413,969	$ -	$ -	$ -	0.00%
Expenses	***$ 368,754***	***$ 475,720***	***$ 496,385***	***$ 545,772***	***$ 417,531***	***$ -***	***$ -***	***$ -***	***0.00%***
Commodities	**$ 730**	**$ 736**	**$ 683**	**$ 470**	**$ 295**	**$ -**	**$ -**	**$ -**	**0.00%**
60000 - Office Supplies	$ 84	$ 20	$ 98	$ -	$ -	$ -	$ -	$ -	0.00%
60010 - Operating Supplies	$ -	$ -	$ -	$ -	$ -	$ -	$ -	$ -	0.00%

Committee Revenue Expense Budget Report - by Account Detail

Through April 30, 2026 (41.7% YTD, 42.31% Payroll Expense through Pay Period Ending 04/25/2026)

***2021, 2022, 2023, 2024, 2025 DRAFT** and 2026 Actual Fiscal Year**

Department / Fund / Account Classification	2021 Actual Amount*	2022 Actual Amount*	2023 Actual Amount*	2024 Actual Amount*	2025 Actual Amount DRAFT**	2026 Actual Amount	2026 Amended Budget	2026 Adopted Budget	2026 YTD% Actual/Amended Budget
60040 - Postage	$ -	$ 1	$ -	$ 26	$ -	$ -	$ -	$ -	0.00%
63000 - Utilities- Natural Gas	$ 49	$ 84	$ 52	$ 25	$ 25	$ -	$ -	$ -	0.00%
63010 - Utilities- Electric	$ 36	$ 44	$ 34	$ 18	$ 16	$ -	$ -	$ -	0.00%
63040 - Fuel- Vehicles	$ 17	$ -	$ -	$ -	$ -	$ -	$ -	$ -	0.00%
64000 - Telephone	$ 273	$ 276	$ 225	$ 196	$ 99	$ -	$ -	$ -	0.00%
64010 - Cellular Phone	$ 172	$ 203	$ 191	$ 149	$ 118	$ -	$ -	$ -	0.00%
64020 - Internet	$ 99	$ 108	$ 84	$ 57	$ 37	$ -	$ -	$ -	0.00%
Contractual Services	**$ 276,407**	**$ 390,758**	**$ 427,125**	**$ 491,992**	**$ 379,799**	**$ -**	**$ -**	**$ -**	**0.00%**
50150 - Contractual/Consulting Services	$ -	$ -	$ -	$ -	$ 3,433	$ -	$ -	$ -	0.00%
50340 - Software Licensing Cost	$ 255	$ -	$ 5	$ -	$ -	$ -	$ -	$ -	0.00%
50590 - Professional Services	$ 614	$ 33	$ 51	$ 26	$ 20	$ -	$ -	$ -	0.00%
52010 - Janitorial Services	$ 422	$ 500	$ 348	$ 240	$ 113	$ -	$ -	$ -	0.00%
52110 - Repairs and Maint- Buildings	$ -	$ 100	$ 55	$ 25	$ 18	$ -	$ -	$ -	0.00%
52140 - Repairs and Maint- Copiers	$ 37	$ 42	$ 38	$ 21	$ 15	$ -	$ -	$ -	0.00%
52180 - Building Space Rental	$ 4,251	$ 4,480	$ 2,976	$ 2,082	$ 949	$ -	$ -	$ -	0.00%
52230 - Repairs and Maint- Vehicles	$ -	$ -	$ -	$ -	$ -	$ -	$ -	$ -	0.00%
53000 - Liability Insurance	$ 1,703	$ 1,412	$ 1,562	$ 1,326	$ 1,080	$ -	$ -	$ -	0.00%
53020 - Unemployment Claims	$ 54	$ 43	$ 21	$ 21	$ 15	$ -	$ -	$ -	0.00%
53070 - Legal Printing	$ 194	$ -	$ 102	$ 35	$ 45	$ -	$ -	$ -	0.00%
53100 - Conferences and Meetings	$ -	$ -	$ -	$ -	$ -	$ -	$ -	$ -	0.00%
53120 - Employee Mileage Expense	$ -	$ -	$ 21	$ -	$ -	$ -	$ -	$ -	0.00%
55000 - Miscellaneous Contractual Exp	$ 268,876	$ 384,149	$ 421,947	$ 488,216	$ 374,112	$ -	$ -	$ -	0.00%
Personnel Services- Employee Benefits	**$ 22,076**	**$ 19,811**	**$ 13,624**	**$ 9,327**	**$ 7,347**	**$ -**	**$ -**	**$ -**	**0.00%**
45000 - Healthcare Contribution	$ 7,628	$ 9,142	$ 5,514	$ 3,468	$ 3,297	$ -	$ -	$ -	0.00%
45010 - Dental Contribution	$ 394	$ 406	$ 269	$ 190	$ 103	$ -	$ -	$ -	0.00%
45100 - FICA/SS Contribution	$ 5,294	$ 4,535	$ 3,960	$ 3,181	$ 2,157	$ -	$ -	$ -	0.00%
45200 - IMRF Contribution	$ 6,089	$ 4,025	$ 2,689	$ 1,909	$ 1,534	$ -	$ -	$ -	0.00%
53010 - Workers Compensation	$ 2,671	$ 1,704	$ 1,192	$ 580	$ 256	$ -	$ -	$ -	0.00%
Personnel Services- Salaries & Wages	**$ 69,541**	**$ 61,279**	**$ 53,487**	**$ 42,621**	**$ 29,104**	**$ -**	**$ -**	**$ -**	**0.00%**
40000 - Salaries and Wages	$ 69,541	$ 61,279	$ 53,487	$ 42,621	$ 29,104	$ -	$ -	$ -	0.00%
40002 - Non-Union Wage Increase	$ -	$ -	$ -	$ -	$ -	$ -	$ -	$ -	0.00%
40003 - Cost of Living Increase	$ -	$ -	$ -	$ -	$ -	$ -	$ -	$ -	0.00%
Transfers Out	**$ -**	**$ 3,137**	**$ 1,466**	**$ 1,362**	**$ 985**	**$ -**	**$ -**	**$ -**	**0.00%**
99000 - Transfer To Other Funds	$ -	$ -	$ -	$ -	$ -	$ -	$ -	$ -	0.00%
99001 - Transfer to General Fund 001	$ -	$ 3,137	$ 1,466	$ 1,362	$ 985	$ -	$ -	$ -	0.00%
411 Emergency Rental Assistance									
Revenue	***$ 14,517,290***	***$ 327,508***	***$ 13,125***	***$ 56,117***	***$ 1,688***	***$ 239***	***$ 40,047***	***$ 40,047***	***0.60%***
Interest Revenue	**$ 1,548**	**$ 3,634**	**$ 13,125**	**$ 56,117**	**$ 1,688**	**$ 239**	**$ 8,474**	**$ 8,474**	**2.82%**
38000 - Investment Income	$ 1,548	$ 3,634	$ 13,125	$ 56,117	$ 1,688	$ 239	$ 8,474	$ 8,474	2.82%
Other	**$ -**	**$ -**	**$ -**	**$ -**	**$ -**	**$ -**	**$ 31,573**	**$ 31,573**	**0.00%**
39900 - Fund Balance Utilization	$ -	$ -	$ -	$ -	$ -	$ -	$ 31,573	$ 31,573	0.00%
Grants	**$ 14,515,742**	**$ 323,874**	**$ -**	**$ -**	**$ -**	**$ -**	**$ -**	**$ -**	**0.00%**
32905 - Emergency Rental Assistance Grant	$ 14,515,742	$ 323,874	$ -	$ -	$ -	$ -	$ -	$ -	0.00%

Committee Revenue Expense Budget Report - by Account Detail

Through April 30, 2026 (41.7% YTD, 42.31% Payroll Expense through Pay Period Ending 04/25/2026)

***2021, 2022, 2023, 2024, 2025 DRAFT** and 2026 Actual Fiscal Year**

Department / Fund / Account Classification	2021 Actual Amount*	2022 Actual Amount*	2023 Actual Amount*	2024 Actual Amount*	2025 Actual Amount DRAFT**	2026 Actual Amount	2026 Amended Budget	2026 Adopted Budget	2026 YTD% Actual/Amended Budget
Expenses	***$ 14,517,290***	***$ 366,666***	***$ -***	***$ -***	***$ -***	***$ -***	***$ 40,047***	***$ 40,047***	***0.00%***
Commodities	**$ 3,271**	**$ 196**	**$ -**	**$ -**	**$ -**	**$ -**	**$ -**	**$ -**	**0.00%**
60000 - Office Supplies	$ 5	$ 4	$ -	$ -	$ -	$ -	$ -	$ -	0.00%
60040 - Postage	$ 3,045	$ -	$ -	$ -	$ -	$ -	$ -	$ -	0.00%
63000 - Utilities- Natural Gas	$ 12	$ 16	$ -	$ -	$ -	$ -	$ -	$ -	0.00%
63010 - Utilities- Electric	$ 7	$ 9	$ -	$ -	$ -	$ -	$ -	$ -	0.00%
64000 - Telephone	$ 72	$ 74	$ -	$ -	$ -	$ -	$ -	$ -	0.00%
64010 - Cellular Phone	$ 109	$ 71	$ -	$ -	$ -	$ -	$ -	$ -	0.00%
64020 - Internet	$ 21	$ 22	$ -	$ -	$ -	$ -	$ -	$ -	0.00%
Contingency and Other	**$ -**	**$ -**	**$ -**	**$ -**	**$ -**	**$ -**	**$ -**	**$ -**	**0.00%**
89000 - Addition to Fund Balance	$ -	$ -	$ -	$ -	$ -	$ -	$ -	$ -	0.00%
Contractual Services	**$ 14,491,653**	**$ 344,222**	**$ -**	**$ -**	**$ -**	**$ -**	**$ 40,047**	**$ 40,047**	**0.00%**
50130 - Certified Audit Contract	$ -	$ 3,925	$ -	$ -	$ -	$ -	$ -	$ -	0.00%
50340 - Software Licensing Cost	$ -	$ -	$ -	$ -	$ -	$ -	$ -	$ -	0.00%
50590 - Professional Services	$ 109	$ 14,906	$ -	$ -	$ -	$ -	$ -	$ -	0.00%
52010 - Janitorial Services	$ 71	$ 105	$ -	$ -	$ -	$ -	$ -	$ -	0.00%
52110 - Repairs and Maint- Buildings	$ -	$ 25	$ -	$ -	$ -	$ -	$ -	$ -	0.00%
52140 - Repairs and Maint- Copiers	$ 1	$ 7	$ -	$ -	$ -	$ -	$ -	$ -	0.00%
52180 - Building Space Rental	$ 869	$ 944	$ -	$ -	$ -	$ -	$ -	$ -	0.00%
53000 - Liability Insurance	$ -	$ 424	$ -	$ -	$ -	$ -	$ -	$ -	0.00%
53020 - Unemployment Claims	$ -	$ 13	$ -	$ -	$ -	$ -	$ -	$ -	0.00%
53060 - General Printing	$ -	$ -	$ -	$ -	$ -	$ -	$ -	$ -	0.00%
55000 - Miscellaneous Contractual Exp	$ 14,490,603	$ 323,874	$ -	$ -	$ -	$ -	$ 40,047	$ 40,047	0.00%
Personnel Services- Employee Benefits	**$ 3,941**	**$ 3,955**	**$ -**	**$ -**	**$ -**	**$ -**	**$ -**	**$ -**	**0.00%**
45000 - Healthcare Contribution	$ 825	$ 778	$ -	$ -	$ -	$ -	$ -	$ -	0.00%
45010 - Dental Contribution	$ 86	$ 67	$ -	$ -	$ -	$ -	$ -	$ -	0.00%
45100 - FICA/SS Contribution	$ 1,409	$ 1,374	$ -	$ -	$ -	$ -	$ -	$ -	0.00%
45200 - IMRF Contribution	$ 1,621	$ 1,224	$ -	$ -	$ -	$ -	$ -	$ -	0.00%
53010 - Workers Compensation	$ -	$ 512	$ -	$ -	$ -	$ -	$ -	$ -	0.00%
Personnel Services- Salaries & Wages	**$ 18,425**	**$ 18,293**	**$ -**	**$ -**	**$ -**	**$ -**	**$ -**	**$ -**	**0.00%**
40000 - Salaries and Wages	$ 18,425	$ 18,293	$ -	$ -	$ -	$ -	$ -	$ -	0.00%
412 Emergency Rental Assistance #2									
Revenue	***$ 718***	***$ 6,073,599***	***$ 2,845,073***	***$ 1,182,364***	***$ 6,236,248***	***$ 2,925***	***$ 2,554,241***	***$ 2,554,241***	***0.11%***
Interest Revenue	**$ 718**	**$ 35,445**	**$ 139,053**	**$ 404,881**	**$ 224,752**	**$ 2,925**	**$ 85,443**	**$ 85,443**	**3.42%**
38000 - Investment Income	$ 718	$ 35,445	$ 139,053	$ 404,881	$ 224,752	$ 2,925	$ 85,443	$ 85,443	3.42%
Other	**$ -**	**$ -**	**$ -**	**$ -**	**$ -**	**$ -**	**$ 2,468,798**	**$ 2,468,798**	**0.00%**
39900 - Fund Balance Utilization	$ -	$ -	$ -	$ -	$ -	$ -	$ 2,468,798	$ 2,468,798	0.00%
Grants	**$ -**	**$ 6,038,155**	**$ 2,706,020**	**$ 777,482**	**$ 6,011,496**	**$ -**	**$ -**	**$ -**	**0.00%**
32906 - Emergency Assistance Grant #2	$ -	$ 6,038,155	$ 2,706,020	$ 777,482	$ 6,011,496	$ -	$ -	$ -	0.00%
Expenses	***$ -***	***$ 6,038,155***	***$ 2,706,020***	***$ 778,054***	***$ 6,082,847***	***$ 28,348***	***$ 2,554,241***	***$ 2,554,241***	***1.11%***
Commodities	**$ -**	**$ 814**	**$ 4,956**	**$ 10,245**	**$ 1,523**	**$ 576**	**$ -**	**$ -**	**0.00%**
60000 - Office Supplies	$ -	$ 752	$ 379	$ -	$ -	$ -	$ -	$ -	0.00%

Committee Revenue Expense Budget Report - by Account Detail

Through April 30, 2026 (41.7% YTD, 42.31% Payroll Expense through Pay Period Ending 04/25/2026)

***2021, 2022, 2023, 2024, 2025 DRAFT** and 2026 Actual Fiscal Year**

Department / Fund / Account Classification	2021 Actual Amount*	2022 Actual Amount*	2023 Actual Amount*	2024 Actual Amount*	2025 Actual Amount DRAFT**	2026 Actual Amount	2026 Amended Budget	2026 Adopted Budget	2026 YTD% Actual/Amended Budget
60040 - Postage	$ -	$ -	$ -	$ -	$ 33	$ -	$ -	$ -	0.00%
60050 - Books and Subscriptions	$ -	$ -	$ 2,500	$ 5,833	$ -	$ -	$ -	$ -	0.00%
60070 - Computer Hardware- Non Capital	$ -	$ -	$ 749	$ 1,030	$ -	$ -	$ -	$ -	0.00%
63000 - Utilities- Natural Gas	$ -	$ 5	$ 72	$ 147	$ 102	$ -	$ -	$ -	0.00%
63010 - Utilities- Electric	$ -	$ 4	$ 88	$ 126	$ 74	$ -	$ -	$ -	0.00%
63040 - Fuel- Vehicles	$ -	$ -	$ 27	$ 545	$ 131	$ -	$ -	$ -	0.00%
64000 - Telephone	$ -	$ 22	$ 444	$ 913	$ 412	$ 223	$ -	$ -	0.00%
64010 - Cellular Phone	$ -	$ 24	$ 509	$ 1,247	$ 614	$ 353	$ -	$ -	0.00%
64020 - Internet	$ -	$ 8	$ 189	$ 404	$ 157	$ -	$ -	$ -	0.00%
Contingency and Other	**$ -**	**$ -**	**$ -**	**$ -**	**$ -**	**$ -**	**$ -**	**$ -**	**0.00%**
89000 - Addition to Fund Balance	$ -	$ -	$ -	$ -	$ -	$ -	$ -	$ -	0.00%
Contractual Services	**$ -**	**$ 6,030,709**	**$ 2,571,586**	**$ 509,077**	**$ 5,873,872**	**$ 27,771**	**$ 2,551,338**	**$ 2,551,338**	**1.09%**
50150 - Contractual/Consulting Services	$ -	$ -	$ -	$ -	$ -	$ -	$ -	$ -	0.00%
50340 - Software Licensing Cost	$ -	$ -	$ 980	$ -	$ -	$ -	$ -	$ -	0.00%
50590 - Professional Services	$ -	$ 3	$ 661	$ 2,042	$ 64,389	$ 25,971	$ -	$ -	0.00%
52010 - Janitorial Services	$ -	$ 31	$ 804	$ 1,764	$ 532	$ -	$ -	$ -	0.00%
52110 - Repairs and Maint- Buildings	$ -	$ -	$ 167	$ 175	$ 85	$ -	$ -	$ -	0.00%
52140 - Repairs and Maint- Copiers	$ -	$ 6	$ 105	$ 160	$ 108	$ -	$ -	$ -	0.00%
52180 - Building Space Rental	$ -	$ 277	$ 6,733	$ 15,108	$ 4,763	$ -	$ -	$ -	0.00%
52230 - Repairs and Maint- Vehicles	$ -	$ -	$ -	$ 2,425	$ 657	$ -	$ -	$ -	0.00%
53000 - Liability Insurance	$ -	$ 117	$ 2,906	$ 6,033	$ 5,762	$ -	$ -	$ -	0.00%
53020 - Unemployment Claims	$ -	$ 4	$ 40	$ 97	$ 78	$ -	$ -	$ -	0.00%
53060 - General Printing	$ -	$ 3,407	$ -	$ -	$ -	$ -	$ -	$ -	0.00%
53110 - Employee Training	$ -	$ -	$ -	$ 763	$ -	$ -	$ -	$ -	0.00%
53120 - Employee Mileage Expense	$ -	$ -	$ 1,040	$ 1,373	$ 646	$ -	$ -	$ -	0.00%
55000 - Miscellaneous Contractual Exp	$ -	$ 6,026,864	$ 2,558,150	$ 479,137	$ 5,796,851	$ 1,800	$ 2,551,338	$ 2,551,338	0.07%
Personnel Services- Employee Benefits	**$ -**	**$ 1,076**	**$ 26,671**	**$ 54,859**	**$ 47,843**	**$ -**	**$ -**	**$ -**	**0.00%**
45000 - Healthcare Contribution	$ -	$ 132	$ 11,609	$ 27,465	$ 25,390	$ -	$ -	$ -	0.00%
45010 - Dental Contribution	$ -	$ 22	$ 638	$ 1,146	$ 638	$ -	$ -	$ -	0.00%
45100 - FICA/SS Contribution	$ -	$ 415	$ 7,294	$ 14,282	$ 11,371	$ -	$ -	$ -	0.00%
45200 - IMRF Contribution	$ -	$ 365	$ 4,938	$ 8,582	$ 8,083	$ -	$ -	$ -	0.00%
53010 - Workers Compensation	$ -	$ 142	$ 2,192	$ 3,385	$ 2,361	$ -	$ -	$ -	0.00%
Personnel Services- Salaries & Wages	**$ -**	**$ 5,555**	**$ 99,505**	**$ 193,985**	**$ 155,299**	**$ -**	**$ -**	**$ -**	**0.00%**
40000 - Salaries and Wages	$ -	$ 5,555	$ 99,505	$ 193,985	$ 155,299	$ -	$ -	$ -	0.00%
40003 - Cost of Living Increase	$ -	$ -	$ -	$ -	$ -	$ -	$ -	$ -	0.00%
Transfers Out	**$ -**	**$ -**	**$ 3,303**	**$ 9,887**	**$ 4,311**	**$ -**	**$ 2,903**	**$ 2,903**	**0.00%**
99001 - Transfer to General Fund 001	$ -	$ -	$ 3,303	$ 9,887	$ 4,311	$ -	$ 2,903	$ 2,903	0.00%
413 CDBG-CV									
Revenue	***$ -***	***$ 925,624***	***$ 711,792***	***$ 117,599***	***$ -***	***$ -***	***$ 562,103***	***$ 562,103***	***0.00%***
Interest Revenue	**$ -**	**$ -**	**$ -**	**$ -**	**$ -**	**$ -**	**$ -**	**$ -**	**0.00%**

Committee Revenue Expense Budget Report - by Account Detail

Through April 30, 2026 (41.7% YTD, 42.31% Payroll Expense through Pay Period Ending 04/25/2026)

***2021, 2022, 2023, 2024, 2025 DRAFT** and 2026 Actual Fiscal Year**

Department / Fund / Account Classification	2021 Actual Amount*	2022 Actual Amount*	2023 Actual Amount*	2024 Actual Amount*	2025 Actual Amount DRAFT**	2026 Actual Amount	2026 Amended Budget	2026 Adopted Budget	2026 YTD% Actual/Amended Budget
38000 - Investment Income	$ -	$ -	$ -	$ -	$ -	$ -	$ -	$ -	0.00%
Other	**$ -**	**$ -**	**$ -**	**$ -**	**$ -**	**$ -**	**$ -**	**$ -**	**0.00%**
39900 - Fund Balance Utilization	$ -	$ -	$ -	$ -	$ -	$ -	$ -	$ -	0.00%
Grants	**$ -**	**$ 925,624**	**$ 711,792**	**$ 117,599**	**$ -**	**$ -**	**$ 562,103**	**$ 562,103**	**0.00%**
32176 - CDBG-CV Grant (Covid)	$ -	$ 925,624	$ 711,792	$ 117,599	$ -	$ -	$ 562,103	$ 562,103	0.00%
Expenses	***$ -***	***$ 925,624***	***$ 711,814***	***$ 117,599***	***$ -***	***$ -***	***$ 562,103***	***$ 562,103***	***0.00%***
Commodities	**$ -**	**$ 23**	**$ 314**	**$ 628**	**$ -**	**$ -**	**$ 287**	**$ 287**	**0.00%**
60000 - Office Supplies	$ -	$ 0	$ -	$ -	$ -	$ -	$ -	$ -	0.00%
63000 - Utilities- Natural Gas	$ -	$ 2	$ 18	$ 39	$ -	$ -	$ 17	$ 17	0.00%
63010 - Utilities- Electric	$ -	$ 0	$ 23	$ 28	$ -	$ -	$ 13	$ 13	0.00%
64000 - Telephone	$ -	$ 8	$ 91	$ 185	$ -	$ -	$ 93	$ 93	0.00%
64010 - Cellular Phone	$ -	$ 10	$ 136	$ 274	$ -	$ -	$ 132	$ 132	0.00%
64020 - Internet	$ -	$ 2	$ 47	$ 102	$ -	$ -	$ 32	$ 32	0.00%
Contractual Services	**$ -**	**$ 923,577**	**$ 683,914**	**$ 78,118**	**$ -**	**$ -**	**$ 560,655**	**$ 560,655**	**0.00%**
50340 - Software Licensing Cost	$ -	$ -	$ -	$ -	$ -	$ -	$ 95	$ 95	0.00%
50590 - Professional Services	$ -	$ 1	$ 28	$ 35	$ -	$ -	$ 19	$ 19	0.00%
52010 - Janitorial Services	$ -	$ 9	$ 200	$ 353	$ -	$ -	$ 151	$ 151	0.00%
52110 - Repairs and Maint- Buildings	$ -	$ 3	$ 61	$ 30	$ -	$ -	$ 43	$ 43	0.00%
52140 - Repairs and Maint- Copiers	$ -	$ 1	$ 23	$ 23	$ -	$ -	$ 15	$ 15	0.00%
52180 - Building Space Rental	$ -	$ 78	$ 1,674	$ 3,069	$ -	$ -	$ 1,158	$ 1,158	0.00%
53000 - Liability Insurance	$ -	$ 38	$ 588	$ 881	$ -	$ -	$ 687	$ 687	0.00%
53020 - Unemployment Claims	$ -	$ 1	$ 8	$ 14	$ -	$ -	$ 9	$ 9	0.00%
55000 - Miscellaneous Contractual Exp	$ -	$ 923,445	$ 681,331	$ 73,713	$ -	$ -	$ 558,478	$ 558,478	0.00%
Personnel Services- Employee Benefits	**$ -**	**$ 377**	**$ 6,618**	**$ 8,438**	**$ -**	**$ -**	**$ -**	**$ -**	**0.00%**
45000 - Healthcare Contribution	$ -	$ 93	$ 3,629	$ 4,454	$ -	$ -	$ -	$ -	0.00%
45010 - Dental Contribution	$ -	$ 11	$ 102	$ 142	$ -	$ -	$ -	$ -	0.00%
45100 - FICA/SS Contribution	$ -	$ 121	$ 1,473	$ 2,085	$ -	$ -	$ -	$ -	0.00%
45200 - IMRF Contribution	$ -	$ 107	$ 993	$ 1,255	$ -	$ -	$ -	$ -	0.00%
53010 - Workers Compensation	$ -	$ 46	$ 421	$ 502	$ -	$ -	$ -	$ -	0.00%
Personnel Services- Salaries & Wages	**$ -**	**$ 1,648**	**$ 20,148**	**$ 28,318**	**$ -**	**$ -**	**$ -**	**$ -**	**0.00%**
40000 - Salaries and Wages	$ -	$ 1,648	$ 20,148	$ 28,318	$ -	$ -	$ -	$ -	0.00%
40002 - Non-Union Wage Increase	$ -	$ -	$ -	$ -	$ -	$ -	$ -	$ -	0.00%
40003 - Cost of Living Increase	$ -	$ -	$ -	$ -	$ -	$ -	$ -	$ -	0.00%
Transfers Out	**$ -**	**$ -**	**$ 821**	**$ 2,097**	**$ -**	**$ -**	**$ 1,161**	**$ 1,161**	**0.00%**
99001 - Transfer to General Fund 001	$ -	$ -	$ 821	$ 2,097	$ -	$ -	$ 1,161	$ 1,161	0.00%
414 Home - ARP									
Revenue	***$ 625***	***$ 4,371***	***$ 175,428***	***$ 392,932***	***$ 564,128***	***$ 220,788***	***$ 6,790***	***$ -***	***3,251.66%***
Interest Revenue	**$ -**	**$ -**	**$ -**	**$ -**	**$ -**	**$ -**	**$ -**	**$ -**	**0.00%**
38000 - Investment Income	$ -	$ -	$ -	$ -	$ -	$ -	$ -	$ -	0.00%
Other	**$ -**	**$ -**	**$ 1,594**	**$ -**	**$ -**	**$ -**	**$ 6,790**	**$ -**	**0.00%**
38900 - Miscellaneous Other	$ -	$ -	$ 1,594	$ -	$ -	$ -	$ -	$ -	0.00%
39900 - Fund Balance Utilization	$ -	$ -	$ -	$ -	$ -	$ -	$ 6,790	$ -	0.00%
Grants	**$ 625**	**$ 4,371**	**$ 173,835**	**$ 392,932**	**$ 564,128**	**$ 220,788**	**$ -**	**$ -**	**0.00%**
33635 - HOME - ARP Grant	$ 625	$ 4,371	$ 173,835	$ 392,932	$ 564,128	$ 220,788	$ -	$ -	0.00%
Expenses	***$ -***	***$ 3,746***	***$ 176,679***	***$ 392,932***	***$ 683,471***	***$ 86,172***	***$ 6,790***	***$ -***	***1,269.10%***

Committee Revenue Expense Budget Report - by Account Detail

Through April 30, 2026 (41.7% YTD, 42.31% Payroll Expense through Pay Period Ending 04/25/2026)

***2021, 2022, 2023, 2024, 2025 DRAFT** and 2026 Actual Fiscal Year**

Department / Fund / Account Classification	2021 Actual Amount*	2022 Actual Amount*	2023 Actual Amount*	2024 Actual Amount*	2025 Actual Amount DRAFT**	2026 Actual Amount	2026 Amended Budget	2026 Adopted Budget	2026 YTD% Actual/Amended Budget
Commodities	**$ -**	**$ 41**	**$ 832**	**$ 3,458**	**$ 7,145**	**$ 316**	**$ -**	**$ -**	**0.00%**
60000 - Office Supplies	$ -	$ 1	$ 4	$ 50	$ -	$ -	$ -	$ -	0.00%
60050 - Books and Subscriptions	$ -	$ -	$ -	$ -	$ 3,500	$ -	$ -	$ -	0.00%
60070 - Computer Hardware- Non Capital	$ -	$ -	$ -	$ 1,030	$ -	$ -	$ -	$ -	0.00%
63000 - Utilities- Natural Gas	$ -	$ 3	$ 34	$ 99	$ 144	$ -	$ -	$ -	0.00%
63010 - Utilities- Electric	$ -	$ 2	$ 50	$ 80	$ 98	$ -	$ -	$ -	0.00%
63040 - Fuel- Vehicles	$ -	$ -	$ 73	$ 555	$ 569	$ -	$ -	$ -	0.00%
64000 - Telephone	$ -	$ 15	$ 215	$ 514	$ 1,132	$ 120	$ -	$ -	0.00%
64010 - Cellular Phone	$ -	$ 18	$ 337	$ 866	$ 1,373	$ 196	$ -	$ -	0.00%
64020 - Internet	$ -	$ 3	$ 120	$ 265	$ 329	$ -	$ -	$ -	0.00%
Contractual Services	**$ -**	**$ 206**	**$ 111,838**	**$ 234,299**	**$ 434,102**	**$ -**	**$ -**	**$ -**	**0.00%**
50150 - Contractual/Consulting Services	$ -	$ -	$ -	$ -	$ -	$ -	$ -	$ -	0.00%
50340 - Software Licensing Cost	$ -	$ -	$ 1	$ -	$ -	$ -	$ -	$ -	0.00%
50590 - Professional Services	$ -	$ 0	$ 1,708	$ 1,980	$ 399	$ -	$ -	$ -	0.00%
52010 - Janitorial Services	$ -	$ 13	$ 512	$ 1,183	$ 991	$ -	$ -	$ -	0.00%
52110 - Repairs and Maint- Buildings	$ -	$ 3	$ 88	$ 111	$ 122	$ -	$ -	$ -	0.00%
52140 - Repairs and Maint- Copiers	$ -	$ 1	$ 59	$ 109	$ 190	$ -	$ -	$ -	0.00%
52180 - Building Space Rental	$ -	$ 117	$ 4,267	$ 9,634	$ 8,372	$ -	$ -	$ -	0.00%
52230 - Repairs and Maint- Vehicles	$ -	$ -	$ -	$ 2,425	$ 724	$ -	$ -	$ -	0.00%
53000 - Liability Insurance	$ -	$ 69	$ 1,353	$ 3,575	$ 4,091	$ -	$ -	$ -	0.00%
53020 - Unemployment Claims	$ -	$ 2	$ 19	$ 57	$ 55	$ -	$ -	$ -	0.00%
53070 - Legal Printing	$ -	$ -	$ 110	$ -	$ -	$ -	$ -	$ -	0.00%
53110 - Employee Training	$ -	$ -	$ 900	$ 325	$ -	$ -	$ -	$ -	0.00%
53120 - Employee Mileage Expense	$ -	$ -	$ 2,817	$ 3,104	$ 3,689	$ -	$ -	$ -	0.00%
55000 - Miscellaneous Contractual Exp	$ -	$ -	$ 100,004	$ 211,796	$ 415,470	$ -	$ -	$ -	0.00%
Personnel Services- Employee Benefits	**$ -**	**$ 525**	**$ 15,573**	**$ 33,846**	**$ 51,862**	**$ 19,232**	**$ 844**	**$ -**	**2,278.66%**
45000 - Healthcare Contribution	$ -	$ 8	$ 8,639	$ 17,270	$ 25,947	$ 9,888	$ -	$ -	0.00%
45010 - Dental Contribution	$ -	$ 18	$ 278	$ 643	$ 965	$ 369	$ -	$ -	0.00%
45100 - FICA/SS Contribution	$ -	$ 221	$ 3,358	$ 8,444	$ 13,559	$ 4,859	$ 455	$ -	1,068.00%
45200 - IMRF Contribution	$ -	$ 195	$ 2,260	$ 5,072	$ 9,649	$ 4,115	$ 389	$ -	1,057.94%
53010 - Workers Compensation	$ -	$ 83	$ 1,038	$ 2,417	$ 1,742	$ -	$ -	$ -	0.00%
Personnel Services- Salaries & Wages	**$ -**	**$ 2,974**	**$ 46,344**	**$ 114,956**	**$ 185,731**	**$ 66,624**	**$ 5,946**	**$ -**	**1,120.49%**
40000 - Salaries and Wages	$ -	$ 2,974	$ 46,344	$ 114,956	$ 185,731	$ 66,624	$ 5,946	$ -	1,120.49%
40002 - Non-Union Wage Increase	$ -	$ -	$ -	$ -	$ -	$ -	$ -	$ -	0.00%
40003 - Cost of Living Increase	$ -	$ -	$ -	$ -	$ -	$ -	$ -	$ -	0.00%
Transfers Out	**$ -**	**$ -**	**$ 2,091**	**$ 6,373**	**$ 4,630**	**$ -**	**$ -**	**$ -**	**0.00%**
99001 - Transfer to General Fund 001	$ -	$ -	$ 2,091	$ 6,373	$ 4,630	$ -	$ -	$ -	0.00%
415 Homeless Prevention Program									
Revenue	***$ 324,111***	***$ 244,914***	***$ 304,572***	***$ -***	***$ -***	***$ -***	***$ -***	***$ -***	***0.00%***
Interest Revenue	**$ -**	**$ -**	**$ -**	**$ -**	**$ -**	**$ -**	**$ -**	**$ -**	**0.00%**

Committee Revenue Expense Budget Report - by Account Detail

Through April 30, 2026 (41.7% YTD, 42.31% Payroll Expense through Pay Period Ending 04/25/2026)

***2021, 2022, 2023, 2024, 2025 DRAFT** and 2026 Actual Fiscal Year**

Department / Fund / Account Classification	2021 Actual Amount*	2022 Actual Amount*	2023 Actual Amount*	2024 Actual Amount*	2025 Actual Amount DRAFT**	2026 Actual Amount	2026 Amended Budget	2026 Adopted Budget	2026 YTD% Actual/Amended Budget
38000 - Investment Income	$ -	$ -	$ -	$ -	$ -	$ -	$ -	$ -	0.00%
Grants	**$ 324,111**	**$ 244,914**	**$ 304,572**	**$ -**	**$ -**	**$ -**	**$ -**	**$ -**	**0.00%**
32265 - Homeless Prevention Grant	$ 102,531	$ -	$ -	$ -	$ -	$ -	$ -	$ -	0.00%
32371 - Emergency Solutions Grant - COVID	$ 221,580	$ 244,914	$ 304,572	$ -	$ -	$ -	$ -	$ -	0.00%
32381 - Emergency Solutions Grant IDHS	$ -	$ -	$ -	$ -	$ -	$ -	$ -	$ -	0.00%
Expenses	***$ 351,324***	***$ 335,995***	***$ 180,055***	***$ -***	***$ -***	***$ -***	***$ -***	***$ -***	***0.00%***
Commodities	**$ 1,435**	**$ 3,047**	**$ 1,423**	**$ -**	**$ -**	**$ -**	**$ -**	**$ -**	**0.00%**
60000 - Office Supplies	$ 47	$ 234	$ -	$ -	$ -	$ -	$ -	$ -	0.00%
60010 - Operating Supplies	$ -	$ -	$ -	$ -	$ -	$ -	$ -	$ -	0.00%
63000 - Utilities- Natural Gas	$ 92	$ 252	$ 115	$ -	$ -	$ -	$ -	$ -	0.00%
63010 - Utilities- Electric	$ 87	$ 123	$ 56	$ -	$ -	$ -	$ -	$ -	0.00%
64000 - Telephone	$ 680	$ 798	$ 389	$ -	$ -	$ -	$ -	$ -	0.00%
64010 - Cellular Phone	$ 321	$ 1,314	$ 708	$ -	$ -	$ -	$ -	$ -	0.00%
64020 - Internet	$ 207	$ 327	$ 155	$ -	$ -	$ -	$ -	$ -	0.00%
Contractual Services	**$ 229,215**	**$ 175,681**	**$ 109,077**	**$ -**	**$ -**	**$ -**	**$ -**	**$ -**	**0.00%**
50150 - Contractual/Consulting Services	$ 857	$ -	$ -	$ -	$ -	$ -	$ -	$ -	0.00%
50340 - Software Licensing Cost	$ -	$ -	$ 16	$ -	$ -	$ -	$ -	$ -	0.00%
50590 - Professional Services	$ 463	$ 115	$ 102	$ -	$ -	$ -	$ -	$ -	0.00%
52010 - Janitorial Services	$ 957	$ 1,509	$ 639	$ -	$ -	$ -	$ -	$ -	0.00%
52110 - Repairs and Maint- Buildings	$ -	$ 287	$ 105	$ -	$ -	$ -	$ -	$ -	0.00%
52140 - Repairs and Maint- Copiers	$ 46	$ 110	$ 62	$ -	$ -	$ -	$ -	$ -	0.00%
52180 - Building Space Rental	$ 9,066	$ 13,503	$ 5,498	$ -	$ -	$ -	$ -	$ -	0.00%
53000 - Liability Insurance	$ 1,778	$ 2,546	$ 1,492	$ -	$ -	$ -	$ -	$ -	0.00%
53020 - Unemployment Claims	$ 56	$ 77	$ 20	$ -	$ -	$ -	$ -	$ -	0.00%
53120 - Employee Mileage Expense	$ 248	$ 955	$ 1,673	$ -	$ -	$ -	$ -	$ -	0.00%
55000 - Miscellaneous Contractual Exp	$ 215,744	$ 156,578	$ 99,470	$ -	$ -	$ -	$ -	$ -	0.00%
Personnel Services- Employee Benefits	**$ 31,720**	**$ 37,714**	**$ 15,734**	**$ -**	**$ -**	**$ -**	**$ -**	**$ -**	**0.00%**
45000 - Healthcare Contribution	$ 14,277	$ 18,648	$ 8,048	$ -	$ -	$ -	$ -	$ -	0.00%
45010 - Dental Contribution	$ 708	$ 829	$ 338	$ -	$ -	$ -	$ -	$ -	0.00%
45100 - FICA/SS Contribution	$ 6,489	$ 8,003	$ 3,687	$ -	$ -	$ -	$ -	$ -	0.00%
45200 - IMRF Contribution	$ 7,457	$ 7,160	$ 2,526	$ -	$ -	$ -	$ -	$ -	0.00%
53010 - Workers Compensation	$ 2,789	$ 3,073	$ 1,135	$ -	$ -	$ -	$ -	$ -	0.00%
Personnel Services- Salaries & Wages	**$ 88,954**	**$ 110,591**	**$ 51,106**	**$ -**	**$ -**	**$ -**	**$ -**	**$ -**	**0.00%**
40000 - Salaries and Wages	$ 88,954	$ 110,591	$ 51,106	$ -	$ -	$ -	$ -	$ -	0.00%
Transfers Out	**$ -**	**$ 8,962**	**$ 2,716**	**$ -**	**$ -**	**$ -**	**$ -**	**$ -**	**0.00%**
99000 - Transfer To Other Funds	$ -	$ -	$ -	$ -	$ -	$ -	$ -	$ -	0.00%
99001 - Transfer to General Fund 001	$ -	$ 8,962	$ 2,716	$ -	$ -	$ -	$ -	$ -	0.00%
425 Blighted Structure Demolition									
Revenue	***$ (0)***	***$ 24,634***	***$ 21,524***	***$ 15,050***	***$ 38,663***	***$ 1,728***	***$ 124,205***	***$ 124,205***	***1.39%***
Interest Revenue	**$ (0)**	**$ (2,256)**	**$ 9,023**	**$ 15,050**	**$ 12,742**	**$ 1,728**	**$ 4,943**	**$ 4,943**	**34.96%**
38000 - Investment Income	$ (0)	$ (2,256)	$ 9,023	$ 15,050	$ 11,470	$ 1,728	$ 4,943	$ 4,943	34.96%
38030 - Investment Income- Other Depts	$ -	$ -	$ -	$ -	$ 1,272	$ -	$ -	$ -	0.00%
Other	**$ -**	**$ -**	**$ -**	**$ -**	**$ -**	**$ -**	**$ (738)**	**$ (738)**	**0.00%**

Committee Revenue Expense Budget Report - by Account Detail

Through April 30, 2026 (41.7% YTD, 42.31% Payroll Expense through Pay Period Ending 04/25/2026)

***2021, 2022, 2023, 2024, 2025 DRAFT** and 2026 Actual Fiscal Year**

Department / Fund / Account Classification	2021 Actual Amount*	2022 Actual Amount*	2023 Actual Amount*	2024 Actual Amount*	2025 Actual Amount DRAFT**	2026 Actual Amount	2026 Amended Budget	2026 Adopted Budget	2026 YTD% Actual/Amended Budget
39900 - Fund Balance Utilization	$ -	$ -	$ -	$ -	$ -	$ -	$ (738)	$ (738)	0.00%
Reimbursements	**$ -**	**$ 8,000**	**$ 12,501**	**$ -**	**$ 25,922**	**$ -**	**$ -**	**$ -**	**0.00%**
37265 - Demolition Reimbursement Revenue	$ -	$ 8,000	$ 12,501	$ -	$ 25,922	$ -	$ -	$ -	0.00%
Grants	**$ -**	**$ 18,890**	**$ -**	**$ -**	**$ -**	**$ -**	**$ 120,000**	**$ 120,000**	**0.00%**
32718 - IHDA Abandoned Property Grant	$ -	$ 18,890	$ -	$ -	$ -	$ -	$ 120,000	$ 120,000	0.00%
Expenses	***$ 800***	***$ 19,140***	***$ 22,864***	***$ -***	***$ -***	***$ -***	***$ 124,205***	***$ 124,205***	***0.00%***
Contractual Services	**$ 800**	**$ 19,140**	**$ 22,864**	**$ -**	**$ -**	**$ -**	**$ 124,205**	**$ 124,205**	**0.00%**
50650 - Blighted Structure Demolition	$ 800	$ 19,140	$ 22,864	$ -	$ -	$ -	$ 124,205	$ 124,205	0.00%
435 Growing for Kane									
Revenue	***$ 29,188***	***$ 547***	***$ 110,951***	***$ 133,182***	***$ 209,281***	***$ 14,194***	***$ 238,453***	***$ 238,453***	***5.95%***
Interest Revenue	**$ 15**	**$ (453)**	**$ 2,951**	**$ 7,781**	**$ 8,497**	**$ 1,269**	**$ 2,119**	**$ 2,119**	**59.87%**
38000 - Investment Income	$ 15	$ (453)	$ 2,951	$ 7,781	$ 8,497	$ 1,269	$ 2,119	$ 2,119	59.87%
Other	**$ 10,000**	**$ 1,000**	**$ 58,000**	**$ 16,550**	**$ 3,000**	**$ 12,926**	**$ 61,000**	**$ 61,000**	**21.19%**
38900 - Miscellaneous Other	$ 10,000	$ 1,000	$ 58,000	$ 16,550	$ 3,000	$ 12,926	$ 25,000	$ 25,000	51.70%
39900 - Fund Balance Utilization	$ -	$ -	$ -	$ -	$ -	$ -	$ 36,000	$ 36,000	0.00%
Transfers In	**$ 7,300**	**$ -**	**$ 50,000**	**$ -**	**$ -**	**$ -**	**$ -**	**$ -**	**0.00%**
39000 - Transfer From Other Funds	$ 7,300	$ -	$ -	$ -	$ -	$ -	$ -	$ -	0.00%
39430 - Transfer from Farmland Preservation Fund 430	$ -	$ -	$ 50,000	$ -	$ -	$ -	$ -	$ -	0.00%
Grants	**$ 11,873**	**$ -**	**$ -**	**$ 108,851**	**$ 197,784**	**$ -**	**$ 175,334**	**$ 175,334**	**0.00%**
32355 - USDA Urban AG Prod Grant	$ -	$ -	$ -	$ 103,851	$ 195,334	$ -	$ 175,334	$ 175,334	0.00%
32379 - USDA Farm to School Grant/JJC Program	$ 11,873	$ -	$ -	$ -	$ -	$ -	$ -	$ -	0.00%
33892 - Farming with Pollinators Grant	$ -	$ -	$ -	$ 5,000	$ 2,450	$ -	$ -	$ -	0.00%
Expenses	***$ 26,165***	***$ 720***	***$ 21,954***	***$ 122,872***	***$ 198,808***	***$ 14,579***	***$ 238,453***	***$ 238,453***	***6.11%***
Commodities	**$ 10,865**	**$ 720**	**$ -**	**$ -**	**$ -**	**$ -**	**$ 1,000**	**$ 1,000**	**0.00%**
60000 - Office Supplies	$ -	$ -	$ -	$ -	$ -	$ -	$ -	$ -	0.00%
60010 - Operating Supplies	$ 730	$ 678	$ -	$ -	$ -	$ -	$ 1,000	$ 1,000	0.00%
60510 - Grant Supplies	$ 10,135	$ 42	$ -	$ -	$ -	$ -	$ -	$ -	0.00%
Contingency and Other	**$ -**	**$ -**	**$ -**	**$ -**	**$ -**	**$ -**	**$ -**	**$ -**	**0.00%**
89000 - Addition to Fund Balance	$ -	$ -	$ -	$ -	$ -	$ -	$ -	$ -	0.00%
Contractual Services	**$ 15,300**	**$ -**	**$ 21,954**	**$ 122,872**	**$ 198,808**	**$ 14,579**	**$ 237,453**	**$ 237,453**	**6.14%**
50150 - Contractual/Consulting Services	$ 5,300	$ -	$ 13,966	$ 121,401	$ 198,264	$ 14,070	$ 225,953	$ 225,953	6.23%
53100 - Conferences and Meetings	$ -	$ -	$ -	$ 427	$ 482	$ 412	$ 500	$ 500	82.44%
55010 - External Grants	$ 10,000	$ -	$ -	$ -	$ -	$ -	$ 10,000	$ 10,000	0.00%
55050 - Grant Services	$ -	$ -	$ 7,988	$ 1,044	$ 62	$ 97	$ 1,000	$ 1,000	9.66%
520 Mill Creek Special Service Area									
Revenue	***$ 695,338***	***$ 858,192***	***$ 944,022***	***$ 1,013,866***	***$ 1,093,362***	***$ 6,759***	***$ 1,164,419***	***$ 1,096,984***	***0.58%***
Interest Revenue	**$ (871)**	**$ (20,964)**	**$ 64,149**	**$ 78,078**	**$ 53,590**	**$ 6,759**	**$ 24,000**	**$ 24,000**	**28.16%**
38000 - Investment Income	$ (871)	$ (20,964)	$ 64,149	$ 78,078	$ 53,590	$ 6,759	$ 24,000	$ 24,000	28.16%
Other	**$ 1,123**	**$ -**	**$ -**	**$ -**	**$ -**	**$ -**	**$ 2,451**	**$ 33,950**	**0.00%**
38900 - Miscellaneous Other	$ 1,123	$ -	$ -	$ -	$ -	$ -	$ -	$ -	0.00%
39900 - Fund Balance Utilization	$ -	$ -	$ -	$ -	$ -	$ -	$ 2,451	$ 33,950	0.00%
Transfers In	**$ 15,300**	**$ -**	**$ -**	**$ -**	**$ -**	**$ -**	**$ -**	**$ -**	**0.00%**
39000 - Transfer From Other Funds	$ 15,300	$ -	$ -	$ -	$ -	$ -	$ -	$ -	0.00%

Committee Revenue Expense Budget Report - by Account Detail

Through April 30, 2026 (41.7% YTD, 42.31% Payroll Expense through Pay Period Ending 04/25/2026)

***2021, 2022, 2023, 2024, 2025 DRAFT** and 2026 Actual Fiscal Year**

Department / Fund / Account Classification	2021 Actual Amount*	2022 Actual Amount*	2023 Actual Amount*	2024 Actual Amount*	2025 Actual Amount DRAFT**	2026 Actual Amount	2026 Amended Budget	2026 Adopted Budget	2026 YTD% Actual/Amended Budget
Property Taxes	**$ 679,786**	**$ 879,156**	**$ 879,873**	**$ 935,788**	**$ 1,039,772**	**$ -**	**$ 1,137,968**	**$ 1,039,034**	**0.00%**
30000 - Property Taxes	$ 679,786	$ 879,156	$ 879,873	$ 935,788	$ 1,039,772	$ -	$ 1,137,968	$ 1,039,034	0.00%
30005 - Property Tax Revenue Recapture	$ -	$ -	$ -	$ -	$ -	$ -	$ -	$ -	0.00%
Expenses	***$ 475,968***	***$ 761,480***	***$ 792,687***	***$ 1,669,213***	***$ 893,137***	***$ 293,661***	***$ 1,164,419***	***$ 1,096,984***	***25.22%***
Commodities	**$ 15,184**	**$ 10,331**	**$ 17,364**	**$ 20,072**	**$ 13,236**	**$ 3,946**	**$ 27,400**	**$ 27,400**	**14.40%**
60000 - Office Supplies	$ 960	$ 1,599	$ 3,965	$ 1,835	$ 845	$ -	$ 3,000	$ 3,000	0.00%
60010 - Operating Supplies	$ 4,589	$ 341	$ 3,585	$ 3,102	$ 851	$ 75	$ 3,000	$ 3,000	2.50%
60040 - Postage	$ 821	$ -	$ -	$ 1,217	$ -	$ -	$ 1,500	$ 1,500	0.00%
63020 - Utilities- Intersect Lighting	$ 8,343	$ 7,347	$ 9,217	$ 10,949	$ 10,924	$ 3,871	$ 17,100	$ 17,100	22.64%
63040 - Fuel- Vehicles	$ 188	$ 45	$ 99	$ 1,972	$ -	$ -	$ 2,000	$ 2,000	0.00%
64010 - Cellular Phone	$ 283	$ 998	$ 498	$ 998	$ 616	$ -	$ 800	$ 800	0.00%
Contingency and Other	**$ -**	**$ -**	**$ -**	**$ -**	**$ -**	**$ -**	**$ -**	**$ -**	**0.00%**
89000 - Addition to Fund Balance	$ -	$ -	$ -	$ -	$ -	$ -	$ -	$ -	0.00%
Contractual Services	**$ 398,299**	**$ 646,940**	**$ 652,380**	**$ 1,523,660**	**$ 774,175**	**$ 222,856**	**$ 1,004,311**	**$ 939,327**	**22.19%**
50150 - Contractual/Consulting Services	$ 13,040	$ 1,678	$ 70,886	$ 892,683	$ 43,353	$ -	$ 40,200	$ 40,200	0.00%
50160 - Legal Services	$ 2,363	$ 495	$ 1,890	$ -	$ -	$ -	$ 6,000	$ 6,000	0.00%

Committee Revenue Expense Budget Report - by Account Detail

Through April 30, 2026 (41.7% YTD, 42.31% Payroll Expense through Pay Period Ending 04/25/2026)

***2021, 2022, 2023, 2024, 2025 DRAFT** and 2026 Actual Fiscal Year**

Department / Fund / Account Classification	2021 Actual Amount*	2022 Actual Amount*	2023 Actual Amount*	2024 Actual Amount*	2025 Actual Amount DRAFT**	2026 Actual Amount	2026 Amended Budget	2026 Adopted Budget	2026 YTD% Actual/Amended Budget
50480 - Security Services	$ 1,200	$ -	$ -	$ -	$ -	$ -	$ 9,000	$ 9,000	0.00%
52020 - Repairs and Maintenance- Roads	$ 67,863	$ 65,112	$ 92,267	$ 116,916	$ 140,202	$ 70,400	$ 128,000	$ 128,000	55.00%
52120 - Repairs and Maint- Grounds	$ 274,772	$ 489,548	$ 426,956	$ 457,768	$ 539,056	$ 126,215	$ 634,984	$ 570,000	19.88%
52180 - Building Space Rental	$ 13,416	$ 12,185	$ 12,644	$ 11,791	$ 13,027	$ -	$ 17,000	$ 17,000	0.00%
52230 - Repairs and Maint- Vehicles	$ 682	$ 748	$ 8,071	$ 1,311	$ 853	$ 181	$ 2,500	$ 2,500	7.25%
52250 - Intersect Lighting Services	$ 10,643	$ 75,506	$ 37,418	$ 16,102	$ 5,395	$ 5,426	$ 25,000	$ 25,000	21.70%
53000 - Liability Insurance	$ 1,032	$ 1,619	$ 2,037	$ 2,124	$ 2,721	$ -	$ 2,670	$ 2,670	0.00%
53020 - Unemployment Claims	$ 33	$ 49	$ 28	$ 35	$ 37	$ -	$ 43	$ 43	0.00%
53060 - General Printing	$ 69	$ -	$ 183	$ 104	$ -	$ -	$ 1,500	$ 1,500	0.00%
53070 - Legal Printing	$ 207	$ -	$ -	$ -	$ 35	$ -	$ 500	$ 500	0.00%
53100 - Conferences and Meetings	$ 31	$ -	$ -	$ -	$ -	$ -	$ -	$ -	0.00%
55000 - Miscellaneous Contractual Exp	$ 12,950	$ -	$ -	$ 24,826	$ 29,496	$ 20,634	$ 136,914	$ 136,914	15.07%
Personnel Services- Employee Benefits	**$ 17,356**	**$ 29,808**	**$ 28,553**	**$ 29,287**	**$ 22,735**	**$ 12,829**	**$ 33,466**	**$ 33,162**	**38.34%**
45000 - Healthcare Contribution	$ 8,616	$ 17,848	$ 18,167	$ 19,178	$ 13,946	$ 8,832	$ 21,074	$ 21,074	41.91%
45010 - Dental Contribution	$ 27	$ 14	$ -	$ -	$ 157	$ 278	$ 684	$ 684	40.65%
45100 - FICA/SS Contribution	$ 3,300	$ 5,292	$ 5,264	$ 5,403	$ 4,303	$ 2,011	$ 5,644	$ 5,480	35.64%
45200 - IMRF Contribution	$ 3,795	$ 4,699	$ 3,573	$ 3,244	$ 3,059	$ 1,708	$ 4,823	$ 4,683	35.41%
53010 - Workers Compensation	$ 1,618	$ 1,954	$ 1,549	$ 1,462	$ 1,270	$ -	$ 1,241	$ 1,241	0.00%
Personnel Services- Salaries & Wages	**$ 42,729**	**$ 68,650**	**$ 68,493**	**$ 70,704**	**$ 57,571**	**$ 28,501**	**$ 73,713**	**$ 71,566**	**38.67%**
40000 - Salaries and Wages	$ 42,729	$ 68,650	$ 68,493	$ 70,704	$ 57,571	$ 28,501	$ 73,713	$ 71,566	38.67%
40003 - Cost of Living Increase	$ -	$ -	$ -	$ -	$ -	$ -	$ -	$ -	0.00%
Transfers Out	**$ 2,400**	**$ 5,751**	**$ 25,896**	**$ 25,490**	**$ 25,419**	**$ 25,529**	**$ 25,529**	**$ 25,529**	**100.00%**
99000 - Transfer To Other Funds	$ 2,400	$ -	$ -	$ -	$ -	$ -	$ -	$ -	0.00%
99001 - Transfer to General Fund 001	$ -	$ 5,751	$ 25,896	$ 25,490	$ 25,419	$ 25,529	$ 25,529	$ 25,529	100.00%
521 Bowes Creek Special Service Area									
Revenue	***$ (0)***	***$ (16)***	***$ 59***	***$ 75***	***$ 78***	***$ 11***	***$ 32***	***$ 32***	***34.66%***
Interest Revenue	**$ (0)**	**$ (16)**	**$ 59**	**$ 75**	**$ 78**	**$ 11**	**$ 32**	**$ 32**	**34.66%**
38000 - Investment Income	$ (0)	$ (16)	$ 59	$ 75	$ 78	$ 11	$ 32	$ 32	34.66%
Expenses	***$ -***	***$ -***	***$ -***	***$ -***	***$ -***	***$ -***	***$ 32***	***$ 32***	***0.00%***
Contingency and Other	**$ -**	**$ -**	**$ -**	**$ -**	**$ -**	**$ -**	**$ 32**	**$ 32**	**0.00%**
89000 - Addition to Fund Balance	$ -	$ -	$ -	$ -	$ -	$ -	$ 32	$ 32	0.00%
5300 Sunvale SBA SW 37									
Revenue	***$ (0)***	***$ (34)***	***$ 127***	***$ 160***	***$ 167***	***$ 24***	***$ 92***	***$ 92***	***25.70%***
Interest Revenue	**$ (0)**	**$ (34)**	**$ 127**	**$ 160**	**$ 167**	**$ 24**	**$ 92**	**$ 92**	**25.70%**
38000 - Investment Income	$ (0)	$ (34)	$ 127	$ 160	$ 167	$ 24	$ 92	$ 92	25.70%

Committee Revenue Expense Budget Report - by Account Detail

Through April 30, 2026 (41.7% YTD, 42.31% Payroll Expense through Pay Period Ending 04/25/2026)

***2021, 2022, 2023, 2024, 2025 DRAFT** and 2026 Actual Fiscal Year**

Department / Fund / Account Classification	2021 Actual Amount*	2022 Actual Amount*	2023 Actual Amount*	2024 Actual Amount*	2025 Actual Amount DRAFT**	2026 Actual Amount	2026 Amended Budget	2026 Adopted Budget	2026 YTD% Actual/Amended Budget
Expenses	***$ -***	***$ -***	***$ -***	***$ -***	***$ -***	***$ -***	***$ 92***	***$ 92***	***0.00%***
Contractual Services	**$ -**	**$ -**	**$ -**	**$ -**	**$ -**	**$ -**	**$ 92**	**$ 92**	**0.00%**
52290 - Repairs and Maint- Stormwater	$ -	$ -	$ -	$ -	$ -	$ -	$ 92	$ 92	0.00%
5301 Middle Creek SBA SW38									
Revenue	***$ (0)***	***$ (27)***	***$ 658***	***$ 166***	***$ 827***	***$ 28***	***$ 73***	***$ 73***	***38.88%***
Interest Revenue	**$ (0)**	**$ (27)**	**$ 98**	**$ 166**	**$ 180**	**$ 28**	**$ 73**	**$ 73**	**38.88%**
38000 - Investment Income	$ (0)	$ (27)	$ 98	$ 166	$ 180	$ 28	$ 73	$ 73	38.88%
Property Taxes	**$ -**	**$ -**	**$ 560**	**$ -**	**$ 648**	**$ -**	**$ -**	**$ -**	**0.00%**
30000 - Property Taxes	$ -	$ -	$ 560	$ -	$ 648	$ -	$ -	$ -	0.00%
Expenses	***$ -***	***$ -***	***$ -***	***$ -***	***$ -***	***$ -***	***$ 73***	***$ 73***	***0.00%***
Contractual Services	**$ -**	**$ -**	**$ -**	**$ -**	**$ -**	**$ -**	**$ 73**	**$ 73**	**0.00%**
52290 - Repairs and Maint- Stormwater	$ -	$ -	$ -	$ -	$ -	$ -	$ 73	$ 73	0.00%
5302 Shirewood Farm SSA SW39									
Revenue	***$ 110***	***$ 106***	***$ 124***	***$ 135***	***$ 144***	***$ 5***	***$ 120***	***$ 120***	***4.30%***
Interest Revenue	**$ (0)**	**$ (4)**	**$ 13**	**$ 25**	**$ 34**	**$ 5**	**$ 10**	**$ 10**	**51.60%**
38000 - Investment Income	$ (0)	$ (4)	$ 13	$ 25	$ 34	$ 5	$ 10	$ 10	51.60%
Property Taxes	**$ 110**	**$ 110**	**$ 110**	**$ 110**	**$ 110**	**$ -**	**$ 110**	**$ 110**	**0.00%**
30000 - Property Taxes	$ 110	$ 110	$ 110	$ 110	$ 110	$ -	$ 110	$ 110	0.00%
Expenses	***$ -***	***$ -***	***$ -***	***$ -***	***$ -***	***$ -***	***$ 120***	***$ 120***	***0.00%***
Contractual Services	**$ -**	**$ -**	**$ -**	**$ -**	**$ -**	**$ -**	**$ 120**	**$ 120**	**0.00%**
52290 - Repairs and Maint- Stormwater	$ -	$ -	$ -	$ -	$ -	$ -	$ 120	$ 120	0.00%
5303 Ogden Gardens SBA SW40									
Revenue	***$ (0)***	***$ (84)***	***$ 311***	***$ 392***	***$ 429***	***$ 58***	***$ 226***	***$ 226***	***25.76%***
Interest Revenue	**$ (0)**	**$ (84)**	**$ 311**	**$ 392**	**$ 411**	**$ 58**	**$ 226**	**$ 226**	**25.76%**
38000 - Investment Income	$ (0)	$ (84)	$ 311	$ 392	$ 411	$ 58	$ 226	$ 226	25.76%
Property Taxes	**$ -**	**$ -**	**$ -**	**$ -**	**$ 18**	**$ -**	**$ -**	**$ -**	**0.00%**
30000 - Property Taxes	$ -	$ -	$ -	$ -	$ 18	$ -	$ -	$ -	0.00%
Expenses	***$ -***	***$ -***	***$ -***	***$ -***	***$ -***	***$ -***	***$ 226***	***$ 226***	***0.00%***
Contingency and Other	**$ -**	**$ -**	**$ -**	**$ -**	**$ -**	**$ -**	**$ 226**	**$ 226**	**0.00%**
89000 - Addition to Fund Balance	$ -	$ -	$ -	$ -	$ -	$ -	$ 226	$ 226	0.00%
5304 Wildwood West SBA SW41									

Committee Revenue Expense Budget Report - by Account Detail

Through April 30, 2026 (41.7% YTD, 42.31% Payroll Expense through Pay Period Ending 04/25/2026)

***2021, 2022, 2023, 2024, 2025 DRAFT** and 2026 Actual Fiscal Year**

Department / Fund / Account Classification	2021 Actual Amount*	2022 Actual Amount*	2023 Actual Amount*	2024 Actual Amount*	2025 Actual Amount DRAFT**	2026 Actual Amount	2026 Amended Budget	2026 Adopted Budget	2026 YTD% Actual/Amended Budget
Revenue	***$ 996***	***$ 8,936***	***$ 1,467***	***$ 6,713***	***$ 4,276***	***$ 206***	***$ 3,579***	***$ 3,579***	***5.75%***
Interest Revenue	**$ (4)**	**$ (266)**	**$ 802**	**$ 1,036**	**$ 1,382**	**$ 206**	**$ 579**	**$ 579**	**35.55%**
38000 - Investment Income	$ (4)	$ (266)	$ 802	$ 1,036	$ 1,382	$ 206	$ 579	$ 579	35.55%
Property Taxes	**$ 1,000**	**$ 9,202**	**$ 665**	**$ 5,677**	**$ 2,894**	**$ -**	**$ 3,000**	**$ 3,000**	**0.00%**
30000 - Property Taxes	$ 1,000	$ 9,202	$ 665	$ 5,677	$ 2,894	$ -	$ 3,000	$ 3,000	0.00%
Expenses	***$ 7,760***	***$ 1,450***	***$ 1,390***	***$ 665***	***$ -***	***$ -***	***$ 3,579***	***$ 3,579***	***0.00%***
Contingency and Other	**$ -**	**$ -**	**$ -**	**$ -**	**$ -**	**$ -**	**$ 3,579**	**$ 3,579**	**0.00%**
89000 - Addition to Fund Balance	$ -	$ -	$ -	$ -	$ -	$ -	$ 3,579	$ 3,579	0.00%
Contractual Services	**$ 7,760**	**$ 1,450**	**$ 725**	**$ -**	**$ -**	**$ -**	**$ -**	**$ -**	**0.00%**
52290 - Repairs and Maint- Stormwater	$ 7,760	$ 1,450	$ 725	$ -	$ -	$ -	$ -	$ -	0.00%
Transfers Out	**$ -**	**$ -**	**$ 665**	**$ 665**	**$ -**	**$ -**	**$ -**	**$ -**	**0.00%**
99000 - Transfer To Other Funds	$ -	$ -	$ -	$ -	$ -	$ -	$ -	$ -	0.00%
99405 - Transfer to Cost Share Drainage Fund 405	$ -	$ -	$ 665	$ 665	$ -	$ -	$ -	$ -	0.00%
5306 Cheval DeSelle Venetian SBA SW43									
Revenue	***$ 5,017***	***$ 2,077***	***$ 2,174***	***$ 263***	***$ 270***	***$ 38***	***$ 81***	***$ 81***	***47.07%***
Interest Revenue	**$ 8**	**$ 19**	**$ 113**	**$ 263**	**$ 270**	**$ 38**	**$ 81**	**$ 81**	**47.07%**
38000 - Investment Income	$ 8	$ 19	$ 113	$ 263	$ 270	$ 38	$ 81	$ 81	47.07%
Other	**$ -**	**$ -**	**$ -**	**$ -**	**$ -**	**$ -**	**$ -**	**$ -**	**0.00%**
39900 - Fund Balance Utilization	$ -	$ -	$ -	$ -	$ -	$ -	$ -	$ -	0.00%
Property Taxes	**$ 5,009**	**$ 2,058**	**$ 2,061**	**$ -**	**$ -**	**$ -**	**$ -**	**$ -**	**0.00%**
30000 - Property Taxes	$ 5,009	$ 2,058	$ 2,061	$ -	$ -	$ -	$ -	$ -	0.00%
Expenses	***$ 5,200***	***$ 5,282***	***$ -***	***$ -***	***$ -***	***$ -***	***$ 81***	***$ 81***	***0.00%***
Contingency and Other	**$ -**	**$ -**	**$ -**	**$ -**	**$ -**	**$ -**	**$ 81**	**$ 81**	**0.00%**
89000 - Addition to Fund Balance	$ -	$ -	$ -	$ -	$ -	$ -	$ 81	$ 81	0.00%
Contractual Services	**$ -**	**$ -**	**$ -**	**$ -**	**$ -**	**$ -**	**$ -**	**$ -**	**0.00%**
52290 - Repairs and Maint- Stormwater	$ -	$ -	$ -	$ -	$ -	$ -	$ -	$ -	0.00%
Transfers Out	**$ 5,200**	**$ 5,282**	**$ -**	**$ -**	**$ -**	**$ -**	**$ -**	**$ -**	**0.00%**
99000 - Transfer To Other Funds	$ 5,200	$ -	$ -	$ -	$ -	$ -	$ -	$ -	0.00%
99622 - Transfer to Recovery Zone Bond Debt Service Fund 622	$ -	$ 5,282	$ -	$ -	$ -	$ -	$ -	$ -	0.00%
5308 Plank Road Estates SBA SW45									
Revenue	***$ 3,155***	***$ 1,781***	***$ 1,100***	***$ 1,759***	***$ 1,198***	***$ 43***	***$ 1,634***	***$ 1,634***	***2.64%***
Interest Revenue	**$ 5**	**$ 6**	**$ 82**	**$ 180**	**$ 285**	**$ 43**	**$ 59**	**$ 59**	**73.10%**
38000 - Investment Income	$ 5	$ 6	$ 82	$ 180	$ 285	$ 43	$ 59	$ 59	73.10%
Other	**$ -**	**$ -**	**$ -**	**$ -**	**$ -**	**$ -**	**$ -**	**$ -**	**0.00%**
39900 - Fund Balance Utilization	$ -	$ -	$ -	$ -	$ -	$ -	$ -	$ -	0.00%
Property Taxes	**$ 3,150**	**$ 1,775**	**$ 1,017**	**$ 1,578**	**$ 913**	**$ -**	**$ 1,575**	**$ 1,575**	**0.00%**
30000 - Property Taxes	$ 3,150	$ 1,775	$ 1,017	$ 1,578	$ 913	$ -	$ 1,575	$ 1,575	0.00%
Expenses	***$ 3,230***	***$ 3,281***	***$ -***	***$ -***	***$ -***	***$ -***	***$ 1,634***	***$ 1,634***	***0.00%***
Contingency and Other	**$ -**	**$ -**	**$ -**	**$ -**	**$ -**	**$ -**	**$ 59**	**$ 59**	**0.00%**

Committee Revenue Expense Budget Report - by Account Detail

Through April 30, 2026 (41.7% YTD, 42.31% Payroll Expense through Pay Period Ending 04/25/2026)

***2021, 2022, 2023, 2024, 2025 DRAFT** and 2026 Actual Fiscal Year**

Department / Fund / Account Classification	2021 Actual Amount*	2022 Actual Amount*	2023 Actual Amount*	2024 Actual Amount*	2025 Actual Amount DRAFT**	2026 Actual Amount	2026 Amended Budget	2026 Adopted Budget	2026 YTD% Actual/Amended Budget
89000 - Addition to Fund Balance	$ -	$ -	$ -	$ -	$ -	$ -	$ 59	$ 59	0.00%
Contractual Services	**$ -**	**$ -**	**$ -**	**$ -**	**$ -**	**$ -**	**$ 1,575**	**$ 1,575**	**0.00%**
52290 - Repairs and Maint- Stormwater	$ -	$ -	$ -	$ -	$ -	$ -	$ 1,575	$ 1,575	0.00%
Transfers Out	**$ 3,230**	**$ 3,281**	**$ -**	**$ -**	**$ -**	**$ -**	**$ -**	**$ -**	**0.00%**
99000 - Transfer To Other Funds	$ 3,230	$ -	$ -	$ -	$ -	$ -	$ -	$ -	0.00%
99622 - Transfer to Recovery Zone Bond Debt Service Fund 622	$ -	$ 3,281	$ -	$ -	$ -	$ -	$ -	$ -	0.00%
5310 Exposition View SBA SW47									
Revenue	***$ 4,148***	***$ 589***	***$ 533***	***$ 590***	***$ 621***	***$ 19***	***$ 528***	***$ 528***	***3.64%***
Interest Revenue	**$ 6**	**$ 32**	**$ 39**	**$ 86**	**$ 123**	**$ 19**	**$ 28**	**$ 28**	**68.68%**
38000 - Investment Income	$ 6	$ 32	$ 39	$ 86	$ 123	$ 19	$ 28	$ 28	68.68%
Other	**$ -**	**$ -**	**$ -**	**$ -**	**$ -**	**$ -**	**$ -**	**$ -**	**0.00%**
39900 - Fund Balance Utilization	$ -	$ -	$ -	$ -	$ -	$ -	$ -	$ -	0.00%
Property Taxes	**$ 4,143**	**$ 557**	**$ 494**	**$ 504**	**$ 497**	**$ -**	**$ 500**	**$ 500**	**0.00%**
30000 - Property Taxes	$ 4,143	$ 557	$ 494	$ 504	$ 497	$ -	$ 500	$ 500	0.00%
Expenses	***$ 3,777***	***$ 3,838***	***$ -***	***$ -***	***$ -***	***$ -***	***$ 528***	***$ 528***	***0.00%***
Contingency and Other	**$ -**	**$ -**	**$ -**	**$ -**	**$ -**	**$ -**	**$ 28**	**$ 28**	**0.00%**
89000 - Addition to Fund Balance	$ -	$ -	$ -	$ -	$ -	$ -	$ 28	$ 28	0.00%
Contractual Services	**$ -**	**$ -**	**$ -**	**$ -**	**$ -**	**$ -**	**$ 500**	**$ 500**	**0.00%**
52290 - Repairs and Maint- Stormwater	$ -	$ -	$ -	$ -	$ -	$ -	$ 500	$ 500	0.00%
Transfers Out	**$ 3,777**	**$ 3,838**	**$ -**	**$ -**	**$ -**	**$ -**	**$ -**	**$ -**	**0.00%**
99000 - Transfer To Other Funds	$ 3,777	$ -	$ -	$ -	$ -	$ -	$ -	$ -	0.00%
99622 - Transfer to Recovery Zone Bond Debt Service Fund 622	$ -	$ 3,838	$ -	$ -	$ -	$ -	$ -	$ -	0.00%
5311 Pasadena Drive SBA SW48									
Revenue	***$ 2,884***	***$ 2,736***	***$ 1,584***	***$ 1,366***	***$ 6,670***	***$ 59***	***$ 117***	***$ 117***	***50.67%***
Interest Revenue	**$ 4**	**$ (33)**	**$ 170**	**$ 66**	**$ 224**	**$ 59**	**$ 117**	**$ 117**	**50.67%**
38000 - Investment Income	$ 4	$ (33)	$ 170	$ 66	$ 224	$ 59	$ 117	$ 117	50.67%
Other	**$ -**	**$ -**	**$ -**	**$ -**	**$ -**	**$ -**	**$ -**	**$ -**	**0.00%**
39900 - Fund Balance Utilization	$ -	$ -	$ -	$ -	$ -	$ -	$ -	$ -	0.00%
Transfers In	**$ -**	**$ -**	**$ -**	**$ -**	**$ 5,144**	**$ -**	**$ -**	**$ -**	**0.00%**
39622 - Transfer from Recovery Zone Bond Fund 622	$ -	$ -	$ -	$ -	$ 5,144	$ -	$ -	$ -	0.00%
Property Taxes	**$ 2,880**	**$ 2,769**	**$ 1,414**	**$ 1,300**	**$ 1,302**	**$ -**	**$ -**	**$ -**	**0.00%**
30000 - Property Taxes	$ 2,880	$ 2,769	$ 1,414	$ 1,300	$ 1,302	$ -	$ -	$ -	0.00%
Expenses	***$ 2,493***	***$ 2,532***	***$ 2,572***	***$ 2,572***	***$ -***	***$ -***	***$ 117***	***$ 117***	***0.00%***
Contingency and Other	**$ -**	**$ -**	**$ -**	**$ -**	**$ -**	**$ -**	**$ 117**	**$ 117**	**0.00%**
89000 - Addition to Fund Balance	$ -	$ -	$ -	$ -	$ -	$ -	$ 117	$ 117	0.00%
Contractual Services	**$ -**	**$ -**	**$ -**	**$ -**	**$ -**	**$ -**	**$ -**	**$ -**	**0.00%**

Committee Revenue Expense Budget Report - by Account Detail

Through April 30, 2026 (41.7% YTD, 42.31% Payroll Expense through Pay Period Ending 04/25/2026)

***2021, 2022, 2023, 2024, 2025 DRAFT** and 2026 Actual Fiscal Year**

Department / Fund / Account Classification	2021 Actual Amount*	2022 Actual Amount*	2023 Actual Amount*	2024 Actual Amount*	2025 Actual Amount DRAFT**	2026 Actual Amount	2026 Amended Budget	2026 Adopted Budget	2026 YTD% Actual/Amended Budget
52290 - Repairs and Maint- Stormwater	$ -	$ -	$ -	$ -	$ -	$ -	$ -	$ -	0.00%
Transfers Out	**$ 2,493**	**$ 2,532**	**$ 2,572**	**$ 2,572**	**$ -**	**$ -**	**$ -**	**$ -**	**0.00%**
99000 - Transfer To Other Funds	$ 2,493	$ -	$ -	$ -	$ -	$ -	$ -	$ -	0.00%
99622 - Transfer to Recovery Zone Bond Debt Service Fund 622	$ -	$ 2,532	$ 2,572	$ 2,572	$ -	$ -	$ -	$ -	0.00%
5312 Tamara Dittman SBA SW 50									
Revenue	***$ 1***	***$ -***	***$ 1,230***	***$ 1,196***	***$ 550***	***$ 556***	***$ 1,120***	***$ 1,120***	***49.62%***
Interest Revenue	**$ -**	**$ -**	**$ 15**	**$ (19)**	**$ -**	**$ 6**	**$ 20**	**$ 20**	**28.85%**
38000 - Investment Income	$ -	$ -	$ 15	$ (19)	$ -	$ 6	$ 20	$ 20	28.85%
Transfers In	**$ -**	**$ -**	**$ -**	**$ -**	**$ -**	**$ 550**	**$ 550**	**$ 550**	**100.00%**
39405 - Transfer from Cost Share Drainage Fund 405	$ -	$ -	$ -	$ -	$ -	$ 550	$ 550	$ 550	100.00%
Property Taxes	**$ 1**	**$ -**	**$ 1,214**	**$ 1,214**	**$ 550**	**$ -**	**$ 550**	**$ 550**	**0.00%**
30000 - Property Taxes	$ 1	$ -	$ 1,214	$ 1,214	$ 550	$ -	$ 550	$ 550	0.00%
Expenses	***$ -***	***$ -***	***$ 1,215***	***$ 1,215***	***$ 550***	***$ -***	***$ 1,120***	***$ 1,120***	***0.00%***
Contingency and Other	**$ -**	**$ -**	**$ -**	**$ -**	**$ -**	**$ -**	**$ 1,120**	**$ 1,120**	**0.00%**
89000 - Addition to Fund Balance	$ -	$ -	$ -	$ -	$ -	$ -	$ 1,120	$ 1,120	0.00%
Transfers Out	**$ -**	**$ -**	**$ 1,215**	**$ 1,215**	**$ 550**	**$ -**	**$ -**	**$ -**	**0.00%**
99000 - Transfer To Other Funds	$ -	$ -	$ -	$ -	$ -	$ -	$ -	$ -	0.00%
99405 - Transfer to Cost Share Drainage Fund 405	$ -	$ -	$ 1,215	$ 1,215	$ 550	$ -	$ -	$ -	0.00%
5313 Church Molitor SSA SA 52									
Revenue	***$ -***	***$ 18***	***$ 3,352***	***$ 3,324***	***$ 501***	***$ 505***	***$ 1,020***	***$ 1,020***	***49.56%***
Interest Revenue	**$ -**	**$ 18**	**$ 13**	**$ (17)**	**$ 1**	**$ 5**	**$ 20**	**$ 20**	**27.45%**
38000 - Investment Income	$ -	$ 18	$ 13	$ (17)	$ 1	$ 5	$ 20	$ 20	27.45%
Transfers In	**$ -**	**$ -**	**$ -**	**$ -**	**$ -**	**$ 500**	**$ 500**	**$ 500**	**100.00%**
39405 - Transfer from Cost Share Drainage Fund 405	$ -	$ -	$ -	$ -	$ -	$ 500	$ 500	$ 500	100.00%
Property Taxes	**$ -**	**$ -**	**$ 3,339**	**$ 3,341**	**$ 501**	**$ -**	**$ 500**	**$ 500**	**0.00%**
30000 - Property Taxes	$ -	$ -	$ 3,339	$ 3,341	$ 501	$ -	$ 500	$ 500	0.00%
Expenses	***$ -***	***$ -***	***$ 3,334***	***$ 3,334***	***$ 500***	***$ -***	***$ 1,020***	***$ 1,020***	***0.00%***
Contingency and Other	**$ -**	**$ -**	**$ -**	**$ -**	**$ -**	**$ -**	**$ 1,020**	**$ 1,020**	**0.00%**
89000 - Addition to Fund Balance	$ -	$ -	$ -	$ -	$ -	$ -	$ 1,020	$ 1,020	0.00%
Transfers Out	**$ -**	**$ -**	**$ 3,334**	**$ 3,334**	**$ 500**	**$ -**	**$ -**	**$ -**	**0.00%**
99000 - Transfer To Other Funds	$ -	$ -	$ -	$ -	$ -	$ -	$ -	$ -	0.00%
99405 - Transfer to Cost Share Drainage Fund 405	$ -	$ -	$ 3,334	$ 3,334	$ 500	$ -	$ -	$ -	0.00%
5314 45W185 Plank Road SSA SW 54									

Committee Revenue Expense Budget Report - by Account Detail

Through April 30, 2026 (41.7% YTD, 42.31% Payroll Expense through Pay Period Ending 04/25/2026)

***2021, 2022, 2023, 2024, 2025 DRAFT** and 2026 Actual Fiscal Year**

Department / Fund / Account Classification	2021 Actual Amount*	2022 Actual Amount*	2023 Actual Amount*	2024 Actual Amount*	2025 Actual Amount DRAFT**	2026 Actual Amount	2026 Amended Budget	2026 Adopted Budget	2026 YTD% Actual/Amended Budget
Revenue	***$ -***	***$ 56***	***$ 3,990***	***$ 1,985***	***$ 6,002***	***$ (0)***	***$ 4,002***	***$ 4,002***	***(0.01%)***
Interest Revenue	**$ -**	**$ (1)**	**$ (16)**	**$ (19)**	**$ 2**	**$ (0)**	**$ 2**	**$ 2**	**(15.50%)**
38000 - Investment Income	$ -	$ (1)	$ (16)	$ (19)	$ 2	$ (0)	$ 2	$ 2	(15.50%)
Property Taxes	**$ -**	**$ 57**	**$ 4,006**	**$ 2,004**	**$ 6,000**	**$ -**	**$ 4,000**	**$ 4,000**	**0.00%**
30000 - Property Taxes	$ -	$ 57	$ 4,006	$ 2,004	$ 6,000	$ -	$ 4,000	$ 4,000	0.00%
Expenses	***$ -***	***$ -***	***$ 4,000***	***$ 3,928***	***$ 4,000***	***$ 4,000***	***$ 4,002***	***$ 4,002***	***99.95%***
Contingency and Other	**$ -**	**$ -**	**$ -**	**$ -**	**$ -**	**$ -**	**$ 2**	**$ 2**	**0.00%**
89000 - Addition to Fund Balance	$ -	$ -	$ -	$ -	$ -	$ -	$ 2	$ 2	0.00%
Transfers Out	**$ -**	**$ -**	**$ 4,000**	**$ 3,928**	**$ 4,000**	**$ 4,000**	**$ 4,000**	**$ 4,000**	**100.00%**
99000 - Transfer To Other Funds	$ -	$ -	$ -	$ -	$ -	$ -	$ -	$ -	0.00%
99403 - Transfer to Unincorporated Stormwater Mgmt Fund 403	$ -	$ -	$ 4,000	$ 3,928	$ 4,000	$ 4,000	$ 4,000	$ 4,000	100.00%
5315 Boyer Road Special Service Area									
Revenue	***$ -***	***$ -***	***$ -***	***$ 688***	***$ 700***	***$ -***	***$ 700***	***$ 700***	***0.00%***
Interest Revenue	**$ -**	**$ -**	**$ -**	**$ (12)**	**$ -**	**$ -**	**$ -**	**$ -**	**0.00%**
38000 - Investment Income	$ -	$ -	$ -	$ (12)	$ -	$ -	$ -	$ -	0.00%
Property Taxes	**$ -**	**$ -**	**$ -**	**$ 700**	**$ 700**	**$ -**	**$ 700**	**$ 700**	**0.00%**
30000 - Property Taxes	$ -	$ -	$ -	$ 700	$ 700	$ -	$ 700	$ 700	0.00%
Expenses	***$ -***	***$ -***	***$ -***	***$ 700***	***$ 700***	***$ 700***	***$ 700***	***$ 700***	***100.00%***
Transfers Out	**$ -**	**$ -**	**$ -**	**$ 700**	**$ 700**	**$ 700**	**$ 700**	**$ 700**	**100.00%**
99405 - Transfer to Cost Share Drainage Fund 405	$ -	$ -	$ -	$ 700	$ 700	$ 700	$ 700	$ 700	100.00%
760 Debt Service									
601 Public Building Commission									
Revenue	***$ (185)***	***$ 60,757***	***$ 51,839***	***$ 65,276***	***$ 18***	***$ 65***	***$ 1,000***	***$ 1,000***	***6.52%***
Interest Revenue	**$ (185)**	**$ (14,243)**	**$ 51,839**	**$ 65,276**	**$ 18**	**$ 65**	**$ 1,000**	**$ 1,000**	**6.52%**
38000 - Investment Income	$ (185)	$ (14,243)	$ 51,839	$ 65,276	$ 18	$ 65	$ 1,000	$ 1,000	6.52%
Other	**$ -**	**$ -**	**$ -**	**$ -**	**$ -**	**$ -**	**$ -**	**$ -**	**0.00%**
39900 - Fund Balance Utilization	$ -	$ -	$ -	$ -	$ -	$ -	$ -	$ -	0.00%
Transfers In	**$ -**	**$ 75,000**	**$ -**	**$ -**	**$ -**	**$ -**	**$ -**	**$ -**	**0.00%**
39500 - Transfer from Capital Projects Fund 500	$ -	$ 75,000	$ -	$ -	$ -	$ -	$ -	$ -	0.00%
Expenses	***$ 75,000***	***$ -***	***$ -***	***$ -***	***$ 1,210,000***	***$ -***	***$ 1,000***	***$ 1,000***	***0.00%***
Contingency and Other	**$ -**	**$ -**	**$ -**	**$ -**	**$ -**	**$ -**	**$ 1,000**	**$ 1,000**	**0.00%**
89000 - Addition to Fund Balance	$ -	$ -	$ -	$ -	$ -	$ -	$ 1,000	$ 1,000	0.00%
Transfers Out	**$ 75,000**	**$ -**	**$ -**	**$ -**	**$ 1,210,000**	**$ -**	**$ -**	**$ -**	**0.00%**
99000 - Transfer To Other Funds	$ 75,000	$ -	$ -	$ -	$ -	$ -	$ -	$ -	0.00%
99610 - Transfer to Capital Improvement Debt Service Fund 610	$ -	$ -	$ -	$ -	$ 1,210,000	$ -	$ -	$ -	0.00%

Committee Revenue Expense Budget Report - by Account Detail

Through April 30, 2026 (41.7% YTD, 42.31% Payroll Expense through Pay Period Ending 04/25/2026)

***2021, 2022, 2023, 2024, 2025 DRAFT** and 2026 Actual Fiscal Year**

Department / Fund / Account Classification	2021 Actual Amount*	2022 Actual Amount*	2023 Actual Amount*	2024 Actual Amount*	2025 Actual Amount DRAFT**	2026 Actual Amount	2026 Amended Budget	2026 Adopted Budget	2026 YTD% Actual/Amended Budget
610 Capital Improvement Debt Service									
Revenue	***$ -***	***$ -***	***$ (751)***	***$ 4***	***$ 3,304,122***	***$ 3,202,555***	***$ 3,304,641***	***$ 3,304,641***	***96.91%***
Interest Revenue	**$ -**	**$ -**	**$ (751)**	**$ 4**	**$ 106,920**	**$ 24,922**	**$ 2,500**	**$ 2,500**	**996.90%**
38000 - Investment Income	$ -	$ -	$ (751)	$ 4	$ 106,920	$ 24,922	$ 2,500	$ 2,500	996.90%
Other	**$ -**	**$ -**	**$ -**	**$ -**	**$ -**	**$ -**	**$ 124,508**	**$ 124,508**	**0.00%**
39900 - Fund Balance Utilization	$ -	$ -	$ -	$ -	$ -	$ -	$ 124,508	$ 124,508	0.00%
Transfers In	**$ -**	**$ -**	**$ -**	**$ -**	**$ 3,197,202**	**$ 3,177,633**	**$ 3,177,633**	**$ 3,177,633**	**100.00%**
39001 - Transfer from General Fund 001	$ -	$ -	$ -	$ -	$ 1,987,202	$ 3,177,633	$ 3,177,633	$ 3,177,633	100.00%
39601 - Transfer From Public Building Commission Fund 601	$ -	$ -	$ -	$ -	$ 1,210,000	$ -	$ -	$ -	0.00%
Expenses	***$ 200,517***	***$ 202,202***	***$ 202,202***	***$ 202,202***	***$ 202,202***	***$ 3,096,101***	***$ 3,304,641***	***$ 3,304,641***	***93.69%***
Contingency and Other	**$ -**	**$ -**	**$ -**	**$ -**	**$ -**	**$ -**	**$ -**	**$ -**	**0.00%**
89000 - Addition to Fund Balance	$ -	$ -	$ -	$ -	$ -	$ -	$ -	$ -	0.00%
Debt Service	**$ 200,517**	**$ 202,202**	**$ 202,202**	**$ 202,202**	**$ 202,202**	**$ 3,096,101**	**$ 3,304,641**	**$ 3,304,641**	**93.69%**
80000 - Bond Principal	$ -	$ -	$ -	$ -	$ -	$ 2,995,000	$ 2,995,000	$ 2,995,000	100.00%
80020 - Interest- Bonds	$ 200,517	$ 202,202	$ 202,202	$ 202,202	$ 202,202	$ 101,101	$ 179,141	$ 179,141	56.44%
80500 - Debt Service Requirement	$ -	$ -	$ -	$ -	$ -	$ -	$ 130,500	$ 130,500	0.00%
620 Motor Fuel Tax Debt Service									
Revenue	***$ (5,620)***	***$ 3,090***	***$ 117***	***$ -***	***$ -***	***$ -***	***$ -***	***$ -***	***0.00%***
Interest Revenue	**$ (5,620)**	**$ 3,090**	**$ 117**	**$ -**	**$ -**	**$ -**	**$ -**	**$ -**	**0.00%**
38000 - Investment Income	$ (5,620)	$ 3,090	$ 117	$ -	$ -	$ -	$ -	$ -	0.00%
Other	**$ -**	**$ -**	**$ -**	**$ -**	**$ -**	**$ -**	**$ -**	**$ -**	**0.00%**
39900 - Fund Balance Utilization	$ -	$ -	$ -	$ -	$ -	$ -	$ -	$ -	0.00%
Expenses	***$ 3,407,150***	***$ 302,699***	***$ 3,693***	***$ -***	***$ -***	***$ -***	***$ -***	***$ -***	***0.00%***
Contingency and Other	**$ -**	**$ -**	**$ -**	**$ -**	**$ -**	**$ -**	**$ -**	**$ -**	**0.00%**
89000 - Addition to Fund Balance	$ -	$ -	$ -	$ -	$ -	$ -	$ -	$ -	0.00%
Debt Service	**$ 3,407,150**	**$ -**	**$ -**	**$ -**	**$ -**	**$ -**	**$ -**	**$ -**	**0.00%**
80000 - Bond Principal	$ 3,320,000	$ -	$ -	$ -	$ -	$ -	$ -	$ -	0.00%
80020 - Interest- Bonds	$ 87,150	$ -	$ -	$ -	$ -	$ -	$ -	$ -	0.00%
Transfers Out	**$ -**	**$ 302,699**	**$ 3,693**	**$ -**	**$ -**	**$ -**	**$ -**	**$ -**	**0.00%**
99302 - Transfer to Motor Fuel Tax Fund 302	$ -	$ 302,699	$ 3,693	$ -	$ -	$ -	$ -	$ -	0.00%
621 Transit Sales Tax Debt Service									
Revenue	***$ (4)***	***$ 1,789***	***$ 56***	***$ -***	***$ -***	***$ -***	***$ -***	***$ -***	***0.00%***
Interest Revenue	**$ (4)**	**$ 1,789**	**$ 56**	**$ -**	**$ -**	**$ -**	**$ -**	**$ -**	**0.00%**
38000 - Investment Income	$ (4)	$ 1,789	$ 56	$ -	$ -	$ -	$ -	$ -	0.00%
Other	**$ -**	**$ -**	**$ -**	**$ -**	**$ -**	**$ -**	**$ -**	**$ -**	**0.00%**
39900 - Fund Balance Utilization	$ -	$ -	$ -	$ -	$ -	$ -	$ -	$ -	0.00%
Expenses	***$ -***	***$ 174,715***	***$ 1,803***	***$ -***	***$ -***	***$ -***	***$ -***	***$ -***	***0.00%***

Committee Revenue Expense Budget Report - by Account Detail

Through April 30, 2026 (41.7% YTD, 42.31% Payroll Expense through Pay Period Ending 04/25/2026)

***2021, 2022, 2023, 2024, 2025 DRAFT** and 2026 Actual Fiscal Year**

Department / Fund / Account Classification	2021 Actual Amount*	2022 Actual Amount*	2023 Actual Amount*	2024 Actual Amount*	2025 Actual Amount DRAFT**	2026 Actual Amount	2026 Amended Budget	2026 Adopted Budget	2026 YTD% Actual/Amended Budget
Contingency and Other	**$ -**	**$ -**	**$ -**	**$ -**	**$ -**	**$ -**	**$ -**	**$ -**	**0.00%**
89000 - Addition to Fund Balance	$ -	$ -	$ -	$ -	$ -	$ -	$ -	$ -	0.00%
Transfers Out	**$ -**	**$ 174,715**	**$ 1,803**	**$ -**	**$ -**	**$ -**	**$ -**	**$ -**	**0.00%**
99305 - Transfer to Transportation Sales Tax Fund 305	$ -	$ 174,715	$ 1,803	$ -	$ -	$ -	$ -	$ -	0.00%
622 Recovery Zone Bond Debt Service									
Revenue	***$ 174,695***	***$ 63,197***	***$ 123,327***	***$ 117,760***	***$ 96,321***	***$ 32,720***	***$ 154,714***	***$ 154,714***	***21.15%***
Interest Revenue	**$ (1,399)**	**$ (12,823)**	**$ 48,595**	**$ 64,200**	**$ 65,730**	**$ 9,078**	**$ 25,455**	**$ 25,455**	**35.66%**
38000 - Investment Income	$ (1,399)	$ (12,823)	$ 48,595	$ 64,200	$ 65,730	$ 9,078	$ 25,455	$ 25,455	35.66%
Other	**$ -**	**$ -**	**$ -**	**$ -**	**$ -**	**$ -**	**$ -**	**$ -**	**0.00%**
39900 - Fund Balance Utilization	$ -	$ -	$ -	$ -	$ -	$ -	$ -	$ -	0.00%
Reimbursements	**$ 104,353**	**$ 61,087**	**$ 72,160**	**$ 50,988**	**$ 30,591**	**$ 23,642**	**$ 129,259**	**$ 129,259**	**18.29%**
37540 - BAB/RZB Interest Reimbursement	$ 30,801	$ 22,004	$ 20,235	$ 18,416	$ 16,392	$ 7,845	$ 24,404	$ 24,404	32.15%
37560 - Loan Reimbursement	$ 73,552	$ 39,083	$ 51,925	$ 32,572	$ 14,200	$ 15,797	$ 104,855	$ 104,855	15.07%
Transfers In	**$ 71,741**	**$ 14,933**	**$ 2,572**	**$ 2,572**	**$ -**	**$ -**	**$ -**	**$ -**	**0.00%**
39000 - Transfer From Other Funds	$ 71,741	$ -	$ -	$ -	$ -	$ -	$ -	$ -	0.00%
395306 - Transfer from Cheval DeSelle Venetian SBA SW43 Fund 5306	$ -	$ 5,282	$ -	$ -	$ -	$ -	$ -	$ -	0.00%
395308 - Transfer from Plank Road Estates SBA SW45 Fund 5308	$ -	$ 3,281	$ -	$ -	$ -	$ -	$ -	$ -	0.00%
395310 - Transfer from Exposition View SBA SW47 Fund 5310	$ -	$ 3,838	$ -	$ -	$ -	$ -	$ -	$ -	0.00%
395311 - Transfer from Pasadena Drive SBA SW48 Fund 5311	$ -	$ 2,532	$ 2,572	$ 2,572	$ -	$ -	$ -	$ -	0.00%

Committee Revenue Expense Budget Report - by Account Detail

Through April 30, 2026 (41.7% YTD, 42.31% Payroll Expense through Pay Period Ending 04/25/2026)

***2021, 2022, 2023, 2024, 2025 DRAFT** and 2026 Actual Fiscal Year**

Department / Fund / Account Classification	2021 Actual Amount*	2022 Actual Amount*	2023 Actual Amount*	2024 Actual Amount*	2025 Actual Amount DRAFT**	2026 Actual Amount	2026 Amended Budget	2026 Adopted Budget	2026 YTD% Actual/Amended Budget
Expenses	***$ 853,135***	***$ 122,403***	***$ 123,234***	***$ 123,778***	***$ 124,525***	***$ 103,586***	***$ 154,714***	***$ 154,714***	***66.95%***
Contingency and Other	**$ -**	**$ -**	**$ -**	**$ -**	**$ -**	**$ -**	**$ 35,280**	**$ 35,280**	**0.00%**
89010 - Addition to Fund Balance - Encumbered	$ -	$ -	$ -	$ -	$ -	$ -	$ 35,280	$ 35,280	0.00%
Contractual Services	**$ 550**	**$ 550**	**$ 550**	**$ 550**	**$ 753**	**$ 422**	**$ 550**	**$ 550**	**76.69%**
50510 - Debt Administration Cost	$ 550	$ 550	$ 550	$ 550	$ 753	$ 422	$ 550	$ 550	76.69%
Debt Service	**$ 852,585**	**$ 121,853**	**$ 122,684**	**$ 123,228**	**$ 118,628**	**$ 103,164**	**$ 118,884**	**$ 118,884**	**86.78%**
80000 - Bond Principal	$ 780,000	$ 70,000	$ 75,000	$ 80,000	$ 80,000	$ 85,000	$ 85,000	$ 85,000	100.00%
80020 - Interest- Bonds	$ 72,585	$ 51,853	$ 47,684	$ 43,228	$ 38,628	$ 18,164	$ 33,884	$ 33,884	53.61%
Transfers Out	**$ -**	**$ -**	**$ -**	**$ -**	**$ 5,144**	**$ -**	**$ -**	**$ -**	**0.00%**
995311 - Transfer to Pasadena Drive Special Billing Area SW48 Fund 5311	$ -	$ -	$ -	$ -	$ 5,144	$ -	$ -	$ -	0.00%
623 JJC/AJC Refunding Debt Service									
Revenue	***$ 12,014,165***	***$ 2,970,265***	***$ 3,041,771***	***$ 3,041,851***	***$ -***	***$ -***	***$ -***	***$ -***	***0.00%***
Interest Revenue	**$ 715**	**$ 28,523**	**$ -**	**$ 80**	**$ -**	**$ -**	**$ -**	**$ -**	**0.00%**
38000 - Investment Income	$ 715	$ 28,523	$ -	$ 80	$ -	$ -	$ -	$ -	0.00%
Other	**$ 9,045,000**	**$ -**	**$ -**	**$ -**	**$ -**	**$ -**	**$ -**	**$ -**	**0.00%**
38800 - Bond Proceeds	$ 9,045,000	$ -	$ -	$ -	$ -	$ -	$ -	$ -	0.00%
39900 - Fund Balance Utilization	$ -	$ -	$ -	$ -	$ -	$ -	$ -	$ -	0.00%
Transfers In	**$ 2,968,450**	**$ 2,941,742**	**$ 3,041,771**	**$ 3,041,771**	**$ -**	**$ -**	**$ -**	**$ -**	**0.00%**
39000 - Transfer From Other Funds	$ 2,968,450	$ -	$ -	$ -	$ -	$ -	$ -	$ -	0.00%
39001 - Transfer from General Fund 001	$ -	$ 2,941,742	$ 3,041,771	$ 3,041,771	$ -	$ -	$ -	$ -	0.00%
Expenses	***$ 11,884,225***	***$ 2,817,506***	***$ 2,931,846***	***$ 3,035,741***	***$ 3,578,281***	***$ -***	***$ -***	***$ -***	***0.00%***
Contractual Services	**$ 450**	**$ -**	**$ -**	**$ -**	**$ -**	**$ -**	**$ -**	**$ -**	**0.00%**
50510 - Debt Administration Cost	$ 450	$ -	$ -	$ -	$ -	$ -	$ -	$ -	0.00%
Debt Service	**$ 11,883,775**	**$ 2,817,506**	**$ 2,931,846**	**$ 3,035,741**	**$ 3,137,356**	**$ -**	**$ -**	**$ -**	**0.00%**
80000 - Bond Principal	$ 2,455,000	$ 2,620,000	$ 2,900,000	$ 3,015,000	$ 3,130,000	$ -	$ -	$ -	0.00%
80020 - Interest- Bonds	$ 385,275	$ 197,506	$ 31,846	$ 20,741	$ 7,356	$ -	$ -	$ -	0.00%
80040 - Debt Issuance Costs	$ 48,500	$ -	$ -	$ -	$ -	$ -	$ -	$ -	0.00%
80500 - Debt Service Requirement	$ -	$ -	$ -	$ -	$ -	$ -	$ -	$ -	0.00%
88980 - Transfer to Escrow Agent	$ 8,995,000	$ -	$ -	$ -	$ -	$ -	$ -	$ -	0.00%
Transfers Out	**$ -**	**$ -**	**$ -**	**$ -**	**$ 440,926**	**$ -**	**$ -**	**$ -**	**0.00%**
99001 - Transfer to General Fund 001	$ -	$ -	$ -	$ -	$ 440,926	$ -	$ -	$ -	0.00%
99010 - Transfer To Insurance Liability Fund 010	$ -	$ -	$ -	$ -	$ -	$ -	$ -	$ -	0.00%
624 Longmeadow Debt Service									
Revenue	***$ -***	***$ 963,995***	***$ 1,764,376***	***$ 19,344,484***	***$ 8,169,629***	***$ -***	***$ -***	***$ -***	***0.00%***
Interest Revenue	**$ -**	**$ -**	**$ 45,496**	**$ 29,779**	**$ 6**	**$ -**	**$ -**	**$ -**	**0.00%**
38000 - Investment Income	$ -	$ -	$ 45,496	$ 29,779	$ 6	$ -	$ -	$ -	0.00%
Other	**$ -**	**$ -**	**$ -**	**$ -**	**$ -**	**$ -**	**$ -**	**$ -**	**0.00%**
39900 - Fund Balance Utilization	$ -	$ -	$ -	$ -	$ -	$ -	$ -	$ -	0.00%
Reimbursements	**$ -**	**$ -**	**$ -**	**$ -**	**$ -**	**$ -**	**$ -**	**$ -**	**0.00%**
37900 - Miscellaneous Reimbursement	$ -	$ -	$ -	$ -	$ -	$ -	$ -	$ -	0.00%

Committee Revenue Expense Budget Report - by Account Detail

Through April 30, 2026 (41.7% YTD, 42.31% Payroll Expense through Pay Period Ending 04/25/2026)

***2021, 2022, 2023, 2024, 2025 DRAFT** and 2026 Actual Fiscal Year**

Department / Fund / Account Classification	2021 Actual Amount*	2022 Actual Amount*	2023 Actual Amount*	2024 Actual Amount*	2025 Actual Amount DRAFT**	2026 Actual Amount	2026 Amended Budget	2026 Adopted Budget	2026 YTD% Actual/Amended Budget
Transfers In	**$ -**	**$ 963,995**	**$ 1,718,880**	**$ 19,314,706**	**$ 8,169,623**	**$ -**	**$ -**	**$ -**	**0.00%**
39000 - Transfer From Other Funds	$ -	$ -	$ -	$ -	$ -	$ -	$ -	$ -	0.00%
39305 - Transfer from Transportation Sales Tax Fund 305	$ -	$ 963,995	$ 1,718,880	$ 1,095,675	$ 3,592,428	$ -	$ -	$ -	0.00%
39515 - Transfer from Longmeadow Bond Construction Fund 515	$ -	$ -	$ -	$ 18,217,307	$ 933,205	$ -	$ -	$ -	0.00%
39558 - Transfer from North Impact Fees Fund 558	$ -	$ -	$ -	$ -	$ 3,643,967	$ -	$ -	$ -	0.00%
39625 - Transfer from Longmeadow Debt Service Fund 625	$ -	$ -	$ -	$ 1,724	$ 22	$ -	$ -	$ -	0.00%
Expenses	***$ -***	***$ -***	***$ 1,661,852***	***$ 20,409,281***	***$ 8,171,351***	***$ -***	***$ -***	***$ -***	***0.00%***
Debt Service	**$ -**	**$ -**	**$ 1,661,852**	**$ 20,395,725**	**$ 8,171,351**	**$ -**	**$ -**	**$ -**	**0.00%**
80000 - Bond Principal	$ -	$ -	$ 510,000	$ 17,230,000	$ 8,171,351	$ -	$ -	$ -	0.00%
80020 - Interest- Bonds	$ -	$ -	$ 1,151,852	$ 3,165,725	$ -	$ -	$ -	$ -	0.00%
80500 - Debt Service Requirement	$ -	$ -	$ -	$ -	$ -	$ -	$ -	$ -	0.00%
Transfers Out	**$ -**	**$ -**	**$ -**	**$ 13,557**	**$ -**	**$ -**	**$ -**	**$ -**	**0.00%**
99305 - Transfer to Transportation Sales Tax Fund 305	$ -	$ -	$ -	$ 13,557	$ -	$ -	$ -	$ -	0.00%
625 Longmeadow Debt Srv - Cap Int									
Revenue	***$ 463***	***$ 6,388***	***$ -***	***$ 24***	***$ (1)***	***$ -***	***$ -***	***$ -***	***0.00%***
Interest Revenue	**$ 463**	**$ 6,388**	**$ -**	**$ 24**	**$ (1)**	**$ -**	**$ -**	**$ -**	**0.00%**
38000 - Investment Income	$ 463	$ 6,388	$ -	$ 24	$ (1)	$ -	$ -	$ -	0.00%
Other	**$ -**	**$ -**	**$ -**	**$ -**	**$ -**	**$ -**	**$ -**	**$ -**	**0.00%**
39900 - Fund Balance Utilization	$ -	$ -	$ -	$ -	$ -	$ -	$ -	$ -	0.00%
Expenses	***$ 1,218,769***	***$ 1,218,769***	***$ 54,167***	***$ 106,114***	***$ 1,549***	***$ -***	***$ -***	***$ -***	***0.00%***
Contractual Services	**$ -**	**$ -**	**$ -**	**$ -**	**$ 1,526**	**$ -**	**$ -**	**$ -**	**0.00%**
50000 - Project Administration Services	$ -	$ -	$ -	$ -	$ 1,526	$ -	$ -	$ -	0.00%
Debt Service	**$ 1,218,769**	**$ 1,218,769**	**$ 54,167**	**$ -**	**$ -**	**$ -**	**$ -**	**$ -**	**0.00%**
80020 - Interest- Bonds	$ 1,218,769	$ 1,218,769	$ 54,167	$ -	$ -	$ -	$ -	$ -	0.00%
88980 - Transfer to Escrow Agent	$ -	$ -	$ -	$ -	$ -	$ -	$ -	$ -	0.00%
Transfers Out	**$ -**	**$ -**	**$ -**	**$ 106,114**	**$ 22**	**$ -**	**$ -**	**$ -**	**0.00%**
99624 - Transfer to Longmeadow Debt Service Fund 624	$ -	$ -	$ -	$ 106,114	$ 22	$ -	$ -	$ -	0.00%
800 Other- Countywide Expenses									
001 General Fund									
Expenses	***$ 33,647,443***	***$ 30,588,146***	***$ 8,001,055***	***$ 21,789,755***	***$ 15,184,486***	***$ 7,388,047***	***$ 8,747,280***	***$ 9,061,525***	***84.46%***
Capital	**$ 40,876**	**$ -**	**$ -**	**$ -**	**$ -**	**$ -**	**$ -**	**$ -**	**0.00%**
70000 - Computers	$ 40,876	$ -	$ -	$ -	$ -	$ -	$ -	$ -	0.00%
Commodities	**$ 1,081,407**	**$ 1,096,882**	**$ 1,039,931**	**$ 1,187,333**	**$ 1,283,751**	**$ 633,094**	**$ 1,199,034**	**$ 1,399,034**	**52.80%**
60030 - Self-Mailer	$ 3,682	$ 2,259	$ 7,086	$ 2,982	$ 3,309	$ -	$ 8,800	$ 8,800	0.00%
60040 - Postage	$ 438,203	$ 475,719	$ 531,598	$ 575,414	$ 579,849	$ 424,419	$ 578,668	$ 578,668	73.34%
60265 - Public Health Commodities - Coronavirus	$ -	$ 9,744	$ -	$ -	$ -	$ -	$ -	$ -	0.00%
64000 - Telephone	$ 372,944	$ 225,877	$ 125,862	$ 188,956	$ 238,775	$ 91,729	$ 319,609	$ 319,609	28.70%
64010 - Cellular Phone	$ 153,931	$ 284,150	$ 261,364	$ 311,164	$ 349,329	$ 65,014	$ 159,200	$ 359,200	40.84%
64020 - Internet	$ 105,237	$ 87,492	$ 96,877	$ 100,884	$ 101,864	$ 47,846	$ 126,800	$ 126,800	37.73%

Committee Revenue Expense Budget Report - by Account Detail

Through April 30, 2026 (41.7% YTD, 42.31% Payroll Expense through Pay Period Ending 04/25/2026)

***2021, 2022, 2023, 2024, 2025 DRAFT** and 2026 Actual Fiscal Year**

Department / Fund / Account Classification	2021 Actual Amount*	2022 Actual Amount*	2023 Actual Amount*	2024 Actual Amount*	2025 Actual Amount DRAFT**	2026 Actual Amount	2026 Amended Budget	2026 Adopted Budget	2026 YTD% Actual/Amended Budget
65000 - Miscellaneous Supplies	$ 7,409	$ 11,641	$ 17,144	$ 7,933	$ 10,625	$ 4,086	$ 5,957	$ 5,957	68.59%
Contractual Services	**$ 1,429,699**	**$ 1,674,655**	**$ 1,738,096**	**$ 1,334,263**	**$ 1,367,846**	**$ 1,260,849**	**$ 2,054,142**	**$ 2,168,387**	**61.38%**
50150 - Contractual/Consulting Services	$ 30,417	$ 54,839	$ -	$ -	$ -	$ -	$ -	$ -	0.00%
50235 - Public Health Services - Coronavirus	$ 643	$ 136,583	$ 51,422	$ -	$ -	$ -	$ -	$ -	0.00%
50340 - Software Licensing Cost	$ 1,012,337	$ 928,451	$ 1,206,934	$ 1,183,073	$ 1,189,414	$ 974,870	$ 1,874,144	$ 1,988,389	52.02%
52130 - Repairs and Maint- Computers	$ 260,758	$ 287,758	$ 287,758	$ -	$ -	$ -	$ -	$ -	0.00%
52210 - Building Lease	$ -	$ -	$ -	$ -	$ -	$ 88,815	$ 179,998	$ 179,998	49.34%
55000 - Miscellaneous Contractual Exp	$ 125,544	$ 267,024	$ 191,982	$ 151,190	$ 178,433	$ 197,165	$ -	$ -	0.00%
Personnel Services- Employee Benefits	**$ -**	**$ -**	**$ -**	**$ 13,626,951**	**$ -**	**$ -**	**$ -**	**$ -**	**0.00%**
45000 - Healthcare Contribution	$ -	$ -	$ -	$ 13,263,378	$ -	$ -	$ -	$ -	0.00%
45010 - Dental Contribution	$ -	$ -	$ -	$ 363,573	$ -	$ -	$ -	$ -	0.00%
Personnel Services- Salaries & Wages	**$ -**	**$ -**	**$ -**	**$ -**	**$ -**	**$ -**	**$ -**	**$ -**	**0.00%**
40003 - Cost of Living Increase	$ -	$ -	$ -	$ -	$ -	$ -	$ -	$ -	0.00%
40007 - Equity Study Adjustments	$ -	$ -	$ -	$ -	$ -	$ -	$ -	$ -	0.00%
Transfers Out	**$ 31,095,461**	**$ 27,816,608**	**$ 5,223,028**	**$ 5,641,208**	**$ 12,532,889**	**$ 5,494,104**	**$ 5,494,104**	**$ 5,494,104**	**100.00%**
99000 - Transfer To Other Funds	$ 5,147,008	$ -	$ -	$ -	$ -	$ -	$ -	$ -	0.00%
99112 - Transfer to Special Reserve Fund 112	$ 80,474	$ 18,908	$ 260,000	$ -	$ -	$ -	$ -	$ -	0.00%
99114 - Transfer to Property Tax Freeze Protection Fund 114	$ 4,490,000	$ 5,644,406	$ -	$ -	$ -	$ -	$ -	$ -	0.00%
99125 - Transfer to Public Safety Sales Tax Fund 125	$ 500,000	$ -	$ -	$ -	$ -	$ -	$ -	$ -	0.00%
99128 - Transfer to Sheriff's Vehicle & Equipment Fund 128	$ -	$ 500,000	$ -	$ -	$ -	$ -	$ -	$ -	0.00%
99269 - Transfer to KaneComm Fund 269	$ -	$ 877,388	$ 921,257	$ 967,321	$ 1,015,687	$ 1,066,471	$ 1,066,471	$ 1,066,471	100.00%
99357 - Transfer to COVID Payroll Reimbursement Fund 357	$ 16,402,979	$ 11,721,664	$ -	$ -	$ -	$ -	$ -	$ -	0.00%
99400 - Transfer to Econ Develop Fund 400	$ -	$ -	$ -	$ 500,000	$ 1,250,000	$ 1,250,000	$ 1,250,000	$ 1,250,000	100.00%
99405 - Transfer to Cost Share Drainage Fund 405	$ -	$ -	$ -	$ 250,000	$ -	$ -	$ -	$ -	0.00%
99420 - Transfer to Stormwater Management Fund 420	$ -	$ -	$ -	$ 30,000	$ -	$ -	$ -	$ -	0.00%
99500 - Transfer to Capital Projects Fund 500	$ 4,475,000	$ 6,112,500	$ 1,000,000	$ 567,116	$ 8,280,000	$ -	$ -	$ -	0.00%
99610 - Transfer to Capital Improvement Debt Service Fund 610	$ -	$ -	$ -	$ -	$ 1,987,202	$ 3,177,633	$ 3,177,633	$ 3,177,633	100.00%
99623 - Transfer to JJC/AJC Refunding Debt Service Fund 623	$ -	$ 2,941,742	$ 3,041,771	$ 3,041,771	$ -	$ -	$ -	$ -	0.00%
99650 - Transfer to Enterprise Surcharge Fund 650	$ -	$ -	$ -	$ 285,000	$ -	$ -	$ -	$ -	0.00%
020 The Stipend Fund									
Expenses	***$ -***	***$ -***	***$ -***	***$ -***	***$ -***	***$ -***	***$ -***	***$ -***	***0.00%***
Contingency and Other	**$ -**	**$ -**	**$ -**	**$ -**	**$ -**	**$ -**	**$ -**	**$ -**	**0.00%**
85000 - Allowance for Budget Expense	$ -	$ -	$ -	$ -	$ -	$ -	$ -	$ -	0.00%
100 County Automation									
Revenue	***$ 6,772***	***$ 6,079***	***$ 6,795***	***$ 8,590***	***$ 8,713***	***$ 1,902***	***$ 8,894***	***$ 8,894***	***21.38%***
Interest Revenue	**$ (3)**	**$ (994)**	**$ 3,543**	**$ 4,728**	**$ 5,190**	**$ 750**	**$ 2,119**	**$ 2,119**	**35.39%**
38000 - Investment Income	$ (3)	$ (994)	$ 3,543	$ 4,728	$ 5,190	$ 750	$ 2,119	$ 2,119	35.39%
Other	**$ -**	**$ -**	**$ -**	**$ -**	**$ -**	**$ -**	**$ -**	**$ -**	**0.00%**
39900 - Fund Balance Utilization	$ -	$ -	$ -	$ -	$ -	$ -	$ -	$ -	0.00%
Charges for Services	**$ 6,775**	**$ 7,073**	**$ 3,252**	**$ 3,862**	**$ 3,523**	**$ 1,152**	**$ 6,775**	**$ 6,775**	**17.00%**
34150 - Recording Fees	$ 6,775	$ 7,073	$ 3,252	$ 3,862	$ 3,523	$ 1,152	$ 6,775	$ 6,775	17.00%

Committee Revenue Expense Budget Report - by Account Detail

Through April 30, 2026 (41.7% YTD, 42.31% Payroll Expense through Pay Period Ending 04/25/2026)

***2021, 2022, 2023, 2024, 2025 DRAFT** and 2026 Actual Fiscal Year**

Department / Fund / Account Classification	2021 Actual Amount*	2022 Actual Amount*	2023 Actual Amount*	2024 Actual Amount*	2025 Actual Amount DRAFT**	2026 Actual Amount	2026 Amended Budget	2026 Adopted Budget	2026 YTD% Actual/Amended Budget
Expenses	***$ -***	***$ -***	***$ -***	***$ -***	***$ -***	***$ -***	***$ 8,894***	***$ 8,894***	***0.00%***
Contingency and Other	**$ -**	**$ -**	**$ -**	**$ -**	**$ -**	**$ -**	**$ -**	**$ -**	**0.00%**
89000 - Addition to Fund Balance	$ -	$ -	$ -	$ -	$ -	$ -	$ -	$ -	0.00%
Contractual Services	**$ -**	**$ -**	**$ -**	**$ -**	**$ -**	**$ -**	**$ 8,894**	**$ 8,894**	**0.00%**
52130 - Repairs and Maint- Computers	$ -	$ -	$ -	$ -	$ -	$ -	$ 8,894	$ 8,894	0.00%
110 Illinois Municipal Retirement									
Revenue	***$ 7,137,362***	***$ 7,080,592***	***$ 5,303,508***	***$ 5,339,029***	***$ 5,219,950***	***$ 39,069***	***$ 8,934,763***	***$ 8,913,583***	***0.44%***
Interest Revenue	**$ (6,704)**	**$ (107,405)**	**$ 342,475**	**$ 398,324**	**$ 271,536**	**$ 35,374**	**$ 197,013**	**$ 197,013**	**17.96%**
38000 - Investment Income	$ (6,704)	$ (107,405)	$ 342,475	$ 398,324	$ 271,536	$ 35,374	$ 197,013	$ 197,013	17.96%
Other	**$ -**	**$ -**	**$ -**	**$ -**	**$ -**	**$ -**	**$ 2,820,164**	**$ 2,798,984**	**0.00%**
39900 - Fund Balance Utilization	$ -	$ -	$ -	$ -	$ -	$ -	$ 2,820,164	$ 2,798,984	0.00%
Transfers In	**$ 135,350**	**$ 431,723**	**$ -**	**$ -**	**$ -**	**$ -**	**$ -**	**$ -**	**0.00%**
39000 - Transfer From Other Funds	$ 100,133	$ (6,057)	$ -	$ -	$ -	$ -	$ -	$ -	0.00%
39001 - Transfer from General Fund 001	$ -	$ 17,780	$ -	$ -	$ -	$ -	$ -	$ -	0.00%
39112 - Transfer from Special Reserve Fund 112	$ 35,217	$ 6,057	$ -	$ -	$ -	$ -	$ -	$ -	0.00%
39160 - Transfer from Vital Record Automation Fund 160	$ -	$ 4,350	$ -	$ -	$ -	$ -	$ -	$ -	0.00%
39357 - Transfer from COVID Payroll Reimbursement Fund 357	$ -	$ 409,593	$ -	$ -	$ -	$ -	$ -	$ -	0.00%
Other Taxes	**$ 3,519**	**$ 10,723**	**$ 13,059**	**$ 5,366**	**$ 9,769**	**$ -**	**$ -**	**$ -**	**0.00%**
30170 - TIF Distribution Tax	$ 3,519	$ 10,723	$ 13,059	$ 5,366	$ 9,769	$ -	$ -	$ -	0.00%
Property Taxes	**$ 7,005,196**	**$ 6,745,550**	**$ 4,947,974**	**$ 4,935,339**	**$ 4,938,645**	**$ 3,695**	**$ 5,917,586**	**$ 5,917,586**	**0.06%**
30000 - Property Taxes	$ 7,005,196	$ 6,728,200	$ 4,924,567	$ 4,908,574	$ 4,907,485	$ 3,695	$ 5,917,586	$ 5,917,586	0.06%
30005 - Property Tax Revenue Recapture	$ -	$ 17,350	$ 23,407	$ 26,765	$ 31,160	$ -	$ -	$ -	0.00%
Expenses	***$ 7,284,795***	***$ 6,963,855***	***$ 5,652,276***	***$ 5,947,938***	***$ 6,892,475***	***$ 3,178,058***	***$ 8,934,763***	***$ 8,913,583***	***35.57%***
Contingency and Other	**$ -**	**$ -**	**$ -**	**$ -**	**$ -**	**$ -**	**$ -**	**$ -**	**0.00%**
89000 - Addition to Fund Balance	$ -	$ -	$ -	$ -	$ -	$ -	$ -	$ -	0.00%
Personnel Services- Employee Benefits	**$ 5,738,812**	**$ 4,820,686**	**$ 5,652,276**	**$ 5,947,938**	**$ 6,892,475**	**$ 3,178,058**	**$ -**	**$ -**	**0.00%**
45200 - IMRF Contribution	$ 3,191,975	$ 3,239,517	$ 2,583,334	$ 2,564,208	$ 3,020,106	$ 1,464,525	$ -	$ -	0.00%
45209 - IMRF Subsidy	$ (19,088)	$ (6,515)	$ -	$ -	$ -	$ -	$ -	$ -	0.00%
45210 - SLEP Contribution	$ 4,092,821	$ 3,724,338	$ 3,068,942	$ 3,383,730	$ 3,872,370	$ 1,713,533	$ -	$ -	0.00%
45219 - SLEP Subsidy	$ (1,526,896)	$ (2,136,654)	$ -	$ -	$ -	$ -	$ -	$ -	0.00%
Services	**$ -**	**$ -**	**$ -**	**$ -**	**$ -**	**$ -**	**$ 8,934,763**	**$ 8,913,583**	**0.00%**
45201 - IMRF Contribution From General Fund	$ -	$ -	$ -	$ -	$ -	$ -	$ 3,989,838	$ 3,968,658	0.00%
45211 - SLEP Contribution from the General Fund	$ -	$ -	$ -	$ -	$ -	$ -	$ 4,944,925	$ 4,944,925	0.00%
Transfers Out	**$ 1,545,984**	**$ 2,143,169**	**$ -**	**$ -**	**$ -**	**$ -**	**$ -**	**$ -**	**0.00%**
99357 - Transfer to COVID Payroll Reimbursement Fund 357	$ 1,545,984	$ 2,143,169	$ -	$ -	$ -	$ -	$ -	$ -	0.00%
111 FICA/Social Security									
Revenue	***$ 4,445,020***	***$ 4,877,248***	***$ 5,256,517***	***$ 5,252,983***	***$ 5,856,454***	***$ 24,439***	***$ 6,837,660***	***$ 6,812,886***	***0.36%***
Interest Revenue	**$ (4,824)**	**$ (57,575)**	**$ 162,882**	**$ 178,013**	**$ 137,113**	**$ 12,540**	**$ 94,623**	**$ 94,623**	**13.25%**
38000 - Investment Income	$ (4,824)	$ (57,575)	$ 162,882	$ 178,013	$ 137,113	$ 12,540	$ 94,623	$ 94,623	13.25%
Other	**$ -**	**$ -**	**$ -**	**$ -**	**$ -**	**$ -**	**$ 2,048,194**	**$ 2,023,420**	**0.00%**

Committee Revenue Expense Budget Report - by Account Detail

Through April 30, 2026 (41.7% YTD, 42.31% Payroll Expense through Pay Period Ending 04/25/2026)

***2021, 2022, 2023, 2024, 2025 DRAFT** and 2026 Actual Fiscal Year**

Department / Fund / Account Classification	2021 Actual Amount*	2022 Actual Amount*	2023 Actual Amount*	2024 Actual Amount*	2025 Actual Amount DRAFT**	2026 Actual Amount	2026 Amended Budget	2026 Adopted Budget	2026 YTD% Actual/Amended Budget
39900 - Fund Balance Utilization	$ -	$ -	$ -	$ -	$ -	$ -	$ 2,048,194	$ 2,023,420	0.00%
Reimbursements	**$ 59,101**	**$ 59,118**	**$ 2,069**	**$ 821**	**$ 6,003**	**$ 7,620**	**$ -**	**$ -**	**0.00%**
37900 - Miscellaneous Reimbursement	$ 59,101	$ 59,118	$ 2,069	$ 821	$ 6,003	$ 7,620	$ -	$ -	0.00%
Transfers In	**$ 95,402**	**$ 233,400**	**$ -**	**$ -**	**$ -**	**$ -**	**$ -**	**$ -**	**0.00%**
39000 - Transfer From Other Funds	$ 95,402	$ -	$ -	$ -	$ -	$ -	$ -	$ -	0.00%
39001 - Transfer from General Fund 001	$ -	$ 15,975	$ -	$ -	$ -	$ -	$ -	$ -	0.00%
39112 - Transfer from Special Reserve Fund 112	$ -	$ -	$ -	$ -	$ -	$ -	$ -	$ -	0.00%
39160 - Transfer from Vital Record Automation Fund 160	$ -	$ 4,944	$ -	$ -	$ -	$ -	$ -	$ -	0.00%
39357 - Transfer from COVID Payroll Reimbursement Fund 357	$ -	$ 212,481	$ -	$ -	$ -	$ -	$ -	$ -	0.00%
Other Taxes	**$ 2,102**	**$ 6,925**	**$ 6,907**	**$ 3,688**	**$ 6,715**	**$ -**	**$ -**	**$ -**	**0.00%**
30170 - TIF Distribution Tax	$ 2,102	$ 6,925	$ 6,907	$ 3,688	$ 6,715	$ -	$ -	$ -	0.00%
Property Taxes	**$ 4,293,239**	**$ 4,635,379**	**$ 5,084,658**	**$ 5,070,460**	**$ 5,706,623**	**$ 4,279**	**$ 4,694,843**	**$ 4,694,843**	**0.09%**
30000 - Property Taxes	$ 4,293,239	$ 4,624,746	$ 5,068,569	$ 5,052,019	$ 5,683,053	$ 4,279	$ 4,694,843	$ 4,694,843	0.09%
30005 - Property Tax Revenue Recapture	$ -	$ 10,633	$ 16,089	$ 18,441	$ 23,570	$ -	$ -	$ -	0.00%
Expenses	***$ 4,325,966***	***$ 4,775,471***	***$ 5,121,168***	***$ 5,832,122***	***$ 6,169,227***	***$ 2,500,645***	***$ 6,837,660***	***$ 6,812,886***	***36.57%***
Personnel Services- Employee Benefits	**$ 3,809,097**	**$ 3,999,251**	**$ 5,121,168**	**$ 5,832,122**	**$ 6,169,227**	**$ 2,500,645**	**$ -**	**$ -**	**0.00%**
45100 - FICA/SS Contribution	$ 4,322,189	$ 4,694,158	$ 5,121,168	$ 5,832,122	$ 6,165,923	$ 2,500,645	$ -	$ -	0.00%
45109 - FICA/SS Subsidy	$ (513,092)	$ (776,220)	$ -	$ -	$ -	$ -	$ -	$ -	0.00%
45300 - Payroll Taxes	$ -	$ 81,313	$ -	$ -	$ 3,305	$ -	$ -	$ -	0.00%
Services	**$ -**	**$ -**	**$ -**	**$ -**	**$ -**	**$ -**	**$ 6,837,660**	**$ 6,812,886**	**0.00%**
45101 - FICA/SS Contribution from General Fund	$ -	$ -	$ -	$ -	$ -	$ -	$ 6,837,660	$ 6,812,886	0.00%
Transfers Out	**$ 516,869**	**$ 776,220**	**$ -**	**$ -**	**$ -**	**$ -**	**$ -**	**$ -**	**0.00%**
99112 - Transfer to Special Reserve Fund 112	$ 3,777	$ -	$ -	$ -	$ -	$ -	$ -	$ -	0.00%
99357 - Transfer to COVID Payroll Reimbursement Fund 357	$ 513,092	$ 776,220	$ -	$ -	$ -	$ -	$ -	$ -	0.00%
112 Special Reserve									
Revenue	***$ 351,919***	***$ 35,276***	***$ 23,860,250***	***$ 1,326,223***	***$ 1,413,412***	***$ 199,896***	***$ 417,379***	***$ 417,379***	***47.89%***
Interest Revenue	**$ (52,332)**	**$ 1,368**	**$ (263,037)**	**$ 1,326,223**	**$ 1,413,412**	**$ 199,896**	**$ 417,379**	**$ 417,379**	**47.89%**
38000 - Investment Income	$ (52,332)	$ 1,368	$ (263,037)	$ 1,326,223	$ 1,413,412	$ 199,896	$ 417,379	$ 417,379	47.89%
Other	**$ -**	**$ -**	**$ -**	**$ -**	**$ -**	**$ -**	**$ -**	**$ -**	**0.00%**
39900 - Fund Balance Utilization	$ -	$ -	$ -	$ -	$ -	$ -	$ -	$ -	0.00%
Transfers In	**$ 404,251**	**$ 33,908**	**$ 24,123,288**	**$ -**	**$ -**	**$ -**	**$ -**	**$ -**	**0.00%**
39000 - Transfer From Other Funds	$ 320,000	$ -	$ -	$ -	$ -	$ -	$ -	$ -	0.00%
39001 - Transfer from General Fund 001	$ 80,474	$ 33,908	$ 260,000	$ -	$ -	$ -	$ -	$ -	0.00%
39111 - Transfer from FICA/Social Security Fund 111	$ 3,777	$ -	$ -	$ -	$ -	$ -	$ -	$ -	0.00%
39113 - Transfer From Emergency Reserve Fund 113	$ -	$ -	$ 5,355,530	$ -	$ -	$ -	$ -	$ -	0.00%
39114 - Transfer from Property Freeze Protection Fund 114	$ -	$ -	$ 5,696,471	$ -	$ -	$ -	$ -	$ -	0.00%
39357 - Transfer from COVID Payroll Reimbursement Fund 357	$ -	$ -	$ 12,811,286	$ -	$ -	$ -	$ -	$ -	0.00%
Expenses	***$ 18,893,410***	***$ 525,474***	***$ 33,908***	***$ -***	***$ -***	***$ -***	***$ 417,379***	***$ 417,379***	***0.00%***
Contingency and Other	**$ -**	**$ -**	**$ -**	**$ -**	**$ -**	**$ -**	**$ 417,379**	**$ 417,379**	**0.00%**
89000 - Addition to Fund Balance	$ -	$ -	$ -	$ -	$ -	$ -	$ 417,379	$ 417,379	0.00%
Transfers Out	**$ 18,893,410**	**$ 525,474**	**$ 33,908**	**$ -**	**$ -**	**$ -**	**$ -**	**$ -**	**0.00%**
99000 - Transfer To Other Funds	$ 263,959	$ -	$ -	$ -	$ -	$ -	$ -	$ -	0.00%

Committee Revenue Expense Budget Report - by Account Detail

Through April 30, 2026 (41.7% YTD, 42.31% Payroll Expense through Pay Period Ending 04/25/2026)

***2021, 2022, 2023, 2024, 2025 DRAFT** and 2026 Actual Fiscal Year**

Department / Fund / Account Classification	2021 Actual Amount*	2022 Actual Amount*	2023 Actual Amount*	2024 Actual Amount*	2025 Actual Amount DRAFT**	2026 Actual Amount	2026 Amended Budget	2026 Adopted Budget	2026 YTD% Actual/Amended Budget
99001 - Transfer to General Fund 001	$ -	$ 400,474	$ 33,908	$ -	$ -	$ -	$ -	$ -	0.00%
99010 - Transfer To Insurance Liability Fund 010	$ -	$ -	$ -	$ -	$ -	$ -	$ -	$ -	0.00%
99110 - Transfer to Illinois Municipal Retirement Fund 110	$ 35,217	$ -	$ -	$ -	$ -	$ -	$ -	$ -	0.00%
99111 - Transfer to FICA/Social Security Fund 111	$ -	$ -	$ -	$ -	$ -	$ -	$ -	$ -	0.00%
99114 - Transfer to Property Tax Freeze Protection Fund 114	$ 115,000	$ -	$ -	$ -	$ -	$ -	$ -	$ -	0.00%
99357 - Transfer to COVID Payroll Reimbursement Fund 357	$ 18,479,234	$ -	$ -	$ -	$ -	$ -	$ -	$ -	0.00%
99501 - Transfer to Judicial Facility Construction Fund 501	$ -	$ 125,000	$ -	$ -	$ -	$ -	$ -	$ -	0.00%
113 Emergency Reserve									
Revenue	***$ (112)***	***$ (65,350)***	***$ 184,462***	***$ -***	***$ -***	***$ -***	***$ -***	***$ -***	***0.00%***
Interest Revenue	**$ (112)**	**$ (65,350)**	**$ 184,462**	**$ -**	**$ -**	**$ -**	**$ -**	**$ -**	**0.00%**
38000 - Investment Income	$ (112)	$ (65,350)	$ 184,462	$ -	$ -	$ -	$ -	$ -	0.00%
Expenses	***$ -***	***$ -***	***$ 5,355,530***	***$ -***	***$ -***	***$ -***	***$ -***	***$ -***	***0.00%***
Contingency and Other	**$ -**	**$ -**	**$ -**	**$ -**	**$ -**	**$ -**	**$ -**	**$ -**	**0.00%**
89000 - Addition to Fund Balance	$ -	$ -	$ -	$ -	$ -	$ -	$ -	$ -	0.00%
Transfers Out	**$ -**	**$ -**	**$ 5,355,530**	**$ -**	**$ -**	**$ -**	**$ -**	**$ -**	**0.00%**
99112 - Transfer to Special Reserve Fund 112	$ -	$ -	$ 5,355,530	$ -	$ -	$ -	$ -	$ -	0.00%
114 Property Tax Freeze Protection									
Revenue	***$ 4,589,828***	***$ 5,583,705***	***$ 179,485***	***$ -***	***$ -***	***$ -***	***$ -***	***$ -***	***0.00%***
Interest Revenue	**$ (15,172)**	**$ (60,701)**	**$ 179,485**	**$ -**	**$ -**	**$ -**	**$ -**	**$ -**	**0.00%**
38000 - Investment Income	$ (15,172)	$ (60,701)	$ 179,485	$ -	$ -	$ -	$ -	$ -	0.00%
Other	**$ -**	**$ -**	**$ -**	**$ -**	**$ -**	**$ -**	**$ -**	**$ -**	**0.00%**
39900 - Fund Balance Utilization	$ -	$ -	$ -	$ -	$ -	$ -	$ -	$ -	0.00%
Transfers In	**$ 4,605,000**	**$ 5,644,406**	**$ -**	**$ -**	**$ -**	**$ -**	**$ -**	**$ -**	**0.00%**
39001 - Transfer from General Fund 001	$ 4,490,000	$ 5,644,406	$ -	$ -	$ -	$ -	$ -	$ -	0.00%
39112 - Transfer from Special Reserve Fund 112	$ 115,000	$ -	$ -	$ -	$ -	$ -	$ -	$ -	0.00%
Expenses	***$ 2,743,401***	***$ 1,657,750***	***$ 10,706,247***	***$ -***	***$ -***	***$ -***	***$ -***	***$ -***	***0.00%***
Contingency and Other	**$ -**	**$ -**	**$ -**	**$ -**	**$ -**	**$ -**	**$ -**	**$ -**	**0.00%**
89000 - Addition to Fund Balance	$ -	$ -	$ -	$ -	$ -	$ -	$ -	$ -	0.00%
Transfers Out	**$ 2,743,401**	**$ 1,657,750**	**$ 10,706,247**	**$ -**	**$ -**	**$ -**	**$ -**	**$ -**	**0.00%**
99000 - Transfer To Other Funds	$ 2,743,401	$ -	$ -	$ -	$ -	$ -	$ -	$ -	0.00%
99001 - Transfer to General Fund 001	$ -	$ 1,657,750	$ 5,009,776	$ -	$ -	$ -	$ -	$ -	0.00%
99112 - Transfer to Special Reserve Fund 112	$ -	$ -	$ 5,696,471	$ -	$ -	$ -	$ -	$ -	0.00%
125 Public Safety Sales Tax									
Revenue	***$ 3,171,601***	***$ 2,153,745***	***$ 2,286,285***	***$ 2,473,387***	***$ 2,716,177***	***$ 687,541***	***$ 4,441,178***	***$ 4,434,149***	***15.48%***
Interest Revenue	**$ (89)**	**$ (13,967)**	**$ 75,886**	**$ 125,152**	**$ 112,116**	**$ 6,171**	**$ 45,193**	**$ 45,193**	**13.66%**
38000 - Investment Income	$ (89)	$ (13,967)	$ 75,886	$ 125,152	$ 112,116	$ 6,171	$ 45,193	$ 45,193	13.66%

Committee Revenue Expense Budget Report - by Account Detail

Through April 30, 2026 (41.7% YTD, 42.31% Payroll Expense through Pay Period Ending 04/25/2026)

***2021, 2022, 2023, 2024, 2025 DRAFT** and 2026 Actual Fiscal Year**

Department / Fund / Account Classification	2021 Actual Amount*	2022 Actual Amount*	2023 Actual Amount*	2024 Actual Amount*	2025 Actual Amount DRAFT**	2026 Actual Amount	2026 Amended Budget	2026 Adopted Budget	2026 YTD% Actual/Amended Budget
Other	**$ -**	**$ -**	**$ -**	**$ -**	**$ -**	**$ -**	**$ 1,928,636**	**$ 1,921,607**	**0.00%**
39900 - Fund Balance Utilization	$ -	$ -	$ -	$ -	$ -	$ -	$ 1,928,636	$ 1,921,607	0.00%
Transfers In	**$ 1,235,079**	**$ -**	**$ -**	**$ -**	**$ -**	**$ -**	**$ -**	**$ -**	**0.00%**
39000 - Transfer From Other Funds	$ 735,079	$ -	$ -	$ -	$ -	$ -	$ -	$ -	0.00%
39001 - Transfer from General Fund 001	$ 500,000	$ -	$ -	$ -	$ -	$ -	$ -	$ -	0.00%
Other Taxes	**$ 1,936,612**	**$ 2,167,713**	**$ 2,210,399**	**$ 2,348,235**	**$ 2,604,061**	**$ 681,370**	**$ 2,467,349**	**$ 2,467,349**	**27.62%**
30105 - Sales Tax- RTA	$ 1,936,612	$ 2,167,713	$ 2,210,399	$ 2,348,235	$ 2,604,061	$ 681,370	$ 2,467,349	$ 2,467,349	27.62%
Expenses	***$ 3,198,624***	***$ 2,690,072***	***$ 1,578,596***	***$ 2,412,477***	***$ 2,762,265***	***$ 1,706,810***	***$ 4,441,178***	***$ 4,434,149***	***38.43%***
Capital	**$ 1,629,298**	**$ 1,098,508**	**$ 276,779**	**$ 507,812**	**$ 325,559**	**$ 70,518**	**$ 1,718,000**	**$ 1,718,000**	**4.10%**
70020 - Computer Software- Capital	$ -	$ -	$ -	$ -	$ -	$ -	$ -	$ -	0.00%
70060 - Communications Equipment	$ 753,692	$ 365,046	$ 276,779	$ 507,812	$ 325,559	$ 70,518	$ 818,000	$ 818,000	8.62%
70070 - Automotive Equipment	$ 875,606	$ 733,462	$ -	$ -	$ -	$ -	$ -	$ -	0.00%
72010 - Building Improvements	$ -	$ -	$ -	$ -	$ -	$ -	$ 900,000	$ 900,000	0.00%
Commodities	**$ -**	**$ -**	**$ -**	**$ -**	**$ -**	**$ -**	**$ -**	**$ -**	**0.00%**
60265 - Public Health Commodities - Coronavirus	$ -	$ -	$ -	$ -	$ -	$ -	$ -	$ -	0.00%
Contingency and Other	**$ -**	**$ -**	**$ -**	**$ -**	**$ -**	**$ -**	**$ -**	**$ -**	**0.00%**
89000 - Addition to Fund Balance	$ -	$ -	$ -	$ -	$ -	$ -	$ -	$ -	0.00%
89010 - Addition to Fund Balance - Encumbered	$ -	$ -	$ -	$ -	$ -	$ -	$ -	$ -	0.00%
Contractual Services	**$ 1,069,326**	**$ 986,058**	**$ 867,817**	**$ 1,177,254**	**$ 1,010,865**	**$ 308,435**	**$ 1,210,778**	**$ 1,210,778**	**25.47%**
50150 - Contractual/Consulting Services	$ 143,368	$ 203,333	$ 187,080	$ 219,073	$ 202,375	$ 73,791	$ 218,000	$ 218,000	33.85%
50235 - Public Health Services - Coronavirus	$ -	$ -	$ -	$ -	$ -	$ -	$ -	$ -	0.00%
50340 - Software Licensing Cost	$ 777,737	$ 634,504	$ 680,737	$ 958,181	$ 806,190	$ 234,644	$ 985,344	$ 985,344	23.81%
52220 - Equipment Lease	$ 148,221	$ 148,221	$ -	$ -	$ -	$ -	$ -	$ -	0.00%
53000 - Liability Insurance	$ -	$ -	$ -	$ -	$ 2,269	$ -	$ 7,316	$ 7,316	0.00%
53020 - Unemployment Claims	$ -	$ -	$ -	$ -	$ 31	$ -	$ 118	$ 118	0.00%
Personnel Services- Employee Benefits	**$ -**	**$ -**	**$ -**	**$ 27,544**	**$ 43,234**	**$ 24,434**	**$ 76,129**	**$ 75,255**	**32.10%**
45000 - Healthcare Contribution	$ -	$ -	$ -	$ 17,912	$ 21,410	$ 14,769	$ 42,054	$ 42,054	35.12%
45010 - Dental Contribution	$ -	$ -	$ -	$ 228	$ 283	$ 201	$ 1,380	$ 1,380	14.60%
45100 - FICA/SS Contribution	$ -	$ -	$ -	$ 5,837	$ 11,019	$ 5,056	$ 15,479	$ 15,008	32.66%
45200 - IMRF Contribution	$ -	$ -	$ -	$ 3,566	$ 7,993	$ 4,408	$ 13,822	$ 13,419	31.89%
53010 - Workers Compensation	$ -	$ -	$ -	$ -	$ 2,529	$ -	$ 3,394	$ 3,394	0.00%
Personnel Services- Salaries & Wages	**$ -**	**$ -**	**$ -**	**$ 80,166**	**$ 148,607**	**$ 69,424**	**$ 202,271**	**$ 196,116**	**34.32%**
40000 - Salaries and Wages	$ -	$ -	$ -	$ 79,566	$ 148,307	$ 67,194	$ 202,271	$ 196,116	33.22%
40200 - Overtime Salaries	$ -	$ -	$ -	$ 600	$ 300	$ 2,230	$ -	$ -	0.00%
Transfers Out	**$ 500,000**	**$ 605,506**	**$ 434,000**	**$ 619,702**	**$ 1,234,000**	**$ 1,234,000**	**$ 1,234,000**	**$ 1,234,000**	**100.00%**
99000 - Transfer To Other Funds	$ 500,000	$ -	$ -	$ -	$ -	$ -	$ -	$ -	0.00%
99001 - Transfer to General Fund 001	$ -	$ -	$ -	$ 185,702	$ -	$ -	$ -	$ -	0.00%
99128 - Transfer to Sheriff's Vehicle & Equipment Fund 128	$ -	$ 605,506	$ 434,000	$ 434,000	$ 1,234,000	$ 1,234,000	$ 1,234,000	$ 1,234,000	100.00%
127 Judicial Technology Sales Tax									
Revenue	***$ 1,318,451***	***$ 1,429,232***	***$ 1,527,452***	***$ 1,647,394***	***$ 1,820,163***	***$ 468,628***	***$ 2,042,614***	***$ 2,030,422***	***22.94%***
Interest Revenue	**$ (824)**	**$ (15,909)**	**$ 53,853**	**$ 81,904**	**$ 84,123**	**$ 14,381**	**$ 31,777**	**$ 31,777**	**45.26%**

Committee Revenue Expense Budget Report - by Account Detail

Through April 30, 2026 (41.7% YTD, 42.31% Payroll Expense through Pay Period Ending 04/25/2026)

***2021, 2022, 2023, 2024, 2025 DRAFT** and 2026 Actual Fiscal Year**

Department / Fund / Account Classification	2021 Actual Amount*	2022 Actual Amount*	2023 Actual Amount*	2024 Actual Amount*	2025 Actual Amount DRAFT**	2026 Actual Amount	2026 Amended Budget	2026 Adopted Budget	2026 YTD% Actual/Amended Budget
38000 - Investment Income	$ (824)	$ (15,909)	$ 53,853	$ 81,904	$ 84,123	$ 14,381	$ 31,777	$ 31,777	45.26%
Other	**$ -**	**$ -**	**$ -**	**$ -**	**$ -**	**$ -**	**$ 365,937**	**$ 353,745**	**0.00%**
39900 - Fund Balance Utilization	$ -	$ -	$ -	$ -	$ -	$ -	$ 365,937	$ 353,745	0.00%
Transfers In	**$ 28,200**	**$ -**	**$ -**	**$ -**	**$ -**	**$ -**	**$ -**	**$ -**	**0.00%**
39000 - Transfer From Other Funds	$ 28,200	$ -	$ -	$ -	$ -	$ -	$ -	$ -	0.00%
Other Taxes	**$ 1,291,075**	**$ 1,445,142**	**$ 1,473,600**	**$ 1,565,490**	**$ 1,736,040**	**$ 454,247**	**$ 1,644,900**	**$ 1,644,900**	**27.62%**
30105 - Sales Tax- RTA	$ 1,291,075	$ 1,445,142	$ 1,473,600	$ 1,565,490	$ 1,736,040	$ 454,247	$ 1,644,900	$ 1,644,900	27.62%
Expenses	***$ 593,733***	***$ 1,028,525***	***$ 1,226,978***	***$ 1,524,308***	***$ 1,483,404***	***$ 1,134,838***	***$ 2,042,614***	***$ 2,030,422***	***55.56%***
Contingency and Other	**$ -**	**$ -**	**$ -**	**$ -**	**$ -**	**$ -**	**$ -**	**$ -**	**0.00%**
89000 - Addition to Fund Balance	$ -	$ -	$ -	$ -	$ -	$ -	$ -	$ -	0.00%
89010 - Addition to Fund Balance - Encumbered	$ -	$ -	$ -	$ -	$ -	$ -	$ -	$ -	0.00%
Contractual Services	**$ 440,935**	**$ 839,970**	**$ 906,414**	**$ 1,004,131**	**$ 1,077,558**	**$ 942,185**	**$ 1,550,375**	**$ 1,550,375**	**60.77%**
50150 - Contractual/Consulting Services	$ 84,625	$ 134,144	$ 83,236	$ 154,071	$ 158,000	$ 61,333	$ 260,000	$ 260,000	23.59%
50235 - Public Health Services - Coronavirus	$ -	$ 85,054	$ -	$ -	$ -	$ -	$ -	$ -	0.00%
50340 - Software Licensing Cost	$ 351,191	$ 596,011	$ 799,995	$ 818,031	$ 890,296	$ 858,523	$ 1,247,000	$ 1,247,000	68.85%

Committee Revenue Expense Budget Report - by Account Detail

Through April 30, 2026 (41.7% YTD, 42.31% Payroll Expense through Pay Period Ending 04/25/2026)

***2021, 2022, 2023, 2024, 2025 DRAFT** and 2026 Actual Fiscal Year**

Department / Fund / Account Classification	2021 Actual Amount*	2022 Actual Amount*	2023 Actual Amount*	2024 Actual Amount*	2025 Actual Amount DRAFT**	2026 Actual Amount	2026 Amended Budget	2026 Adopted Budget	2026 YTD% Actual/Amended Budget
53000 - Liability Insurance	$ 1,879	$ 4,668	$ 9,160	$ 9,160	$ 12,122	$ -	$ 13,163	$ 13,163	0.00%
53020 - Unemployment Claims	$ 60	$ 141	$ 126	$ 126	$ 164	$ -	$ 212	$ 212	0.00%
53100 - Conferences and Meetings	$ 3,180	$ 19,734	$ 13,897	$ 22,742	$ 16,976	$ 22,329	$ 30,000	$ 30,000	74.43%
53120 - Employee Mileage Expense	$ -	$ 219	$ -	$ -	$ -	$ -	$ -	$ -	0.00%
Personnel Services- Employee Benefits	**$ 30,868**	**$ 41,289**	**$ 65,800**	**$ 100,953**	**$ 100,908**	**$ 46,511**	**$ 113,025**	**$ 111,510**	**41.15%**
45000 - Healthcare Contribution	$ 11,745	$ 17,799	$ 30,340	$ 56,689	$ 55,347	$ 27,920	$ 55,048	$ 55,048	50.72%
45010 - Dental Contribution	$ 666	$ 803	$ 1,078	$ 2,020	$ 1,767	$ 699	$ 1,836	$ 1,836	38.08%
45100 - FICA/SS Contribution	$ 7,225	$ 9,041	$ 16,258	$ 22,035	$ 22,100	$ 9,611	$ 27,818	$ 27,001	34.55%
45200 - IMRF Contribution	$ 8,285	$ 8,012	$ 11,362	$ 13,449	$ 16,037	$ 8,280	$ 22,214	$ 21,516	37.28%
53010 - Workers Compensation	$ 2,947	$ 5,634	$ 6,761	$ 6,760	$ 5,656	$ -	$ 6,109	$ 6,109	0.00%
Personnel Services- Salaries & Wages	**$ 96,930**	**$ 122,266**	**$ 219,568**	**$ 294,666**	**$ 296,229**	**$ 130,498**	**$ 363,570**	**$ 352,893**	**35.89%**
40000 - Salaries and Wages	$ 96,930	$ 121,066	$ 218,468	$ 293,466	$ 295,910	$ 130,288	$ 363,570	$ 352,893	35.84%
40002 - Non-Union Wage Increase	$ -	$ -	$ -	$ -	$ -	$ -	$ -	$ -	0.00%
40200 - Overtime Salaries	$ -	$ 1,200	$ 1,100	$ 1,200	$ 320	$ 210	$ -	$ -	0.00%
Transfers Out	**$ 25,000**	**$ 25,000**	**$ 35,196**	**$ 124,557**	**$ 8,709**	**$ 15,644**	**$ 15,644**	**$ 15,644**	**100.00%**
99000 - Transfer To Other Funds	$ 25,000	$ -	$ -	$ -	$ -	$ -	$ -	$ -	0.00%
99001 - Transfer to General Fund 001	$ -	$ 25,000	$ 35,196	$ 124,557	$ 8,709	$ 15,644	$ 15,644	$ 15,644	100.00%
353 Coronavirus Relief Fund									
Revenue	***$ 5,792,208***	***$ 1,024***	***$ 2,218***	***$ 2,125***	***$ -***	***$ -***	***$ -***	***$ -***	***0.00%***
Interest Revenue	**$ 1,403**	**$ 1,024**	**$ 2,218**	**$ 2,125**	**$ -**	**$ -**	**$ -**	**$ -**	**0.00%**
38000 - Investment Income	$ 1,403	$ 1,024	$ 2,218	$ 2,125	$ -	$ -	$ -	$ -	0.00%
Other	**$ -**	**$ -**	**$ -**	**$ -**	**$ -**	**$ -**	**$ -**	**$ -**	**0.00%**
39900 - Fund Balance Utilization	$ -	$ -	$ -	$ -	$ -	$ -	$ -	$ -	0.00%
Transfers In	**$ 19,447**	**$ -**	**$ -**	**$ -**	**$ -**	**$ -**	**$ -**	**$ -**	**0.00%**
39000 - Transfer From Other Funds	$ 19,447	$ -	$ -	$ -	$ -	$ -	$ -	$ -	0.00%
Grants	**$ 5,771,358**	**$ -**	**$ -**	**$ -**	**$ -**	**$ -**	**$ -**	**$ -**	**0.00%**
32900 - Coronavirus Relief - CARES Act Grant	$ 5,771,358	$ -	$ -	$ -	$ -	$ -	$ -	$ -	0.00%
Expenses	***$ 5,826,884***	***$ 1,564***	***$ -***	***$ 80,995***	***$ -***	***$ -***	***$ -***	***$ -***	***0.00%***
Capital	**$ 2,496,567**	**$ -**	**$ -**	**$ -**	**$ -**	**$ -**	**$ -**	**$ -**	**0.00%**
70000 - Computers	$ 69,955	$ -	$ -	$ -	$ -	$ -	$ -	$ -	0.00%
70020 - Computer Software- Capital	$ -	$ -	$ -	$ -	$ -	$ -	$ -	$ -	0.00%
70050 - Printers	$ -	$ -	$ -	$ -	$ -	$ -	$ -	$ -	0.00%
70060 - Communications Equipment	$ 465,754	$ -	$ -	$ -	$ -	$ -	$ -	$ -	0.00%
70070 - Automotive Equipment	$ 190,000	$ -	$ -	$ -	$ -	$ -	$ -	$ -	0.00%
70080 - Office Furniture	$ -	$ -	$ -	$ -	$ -	$ -	$ -	$ -	0.00%
70120 - Special Purpose Equipment	$ 149,844	$ -	$ -	$ -	$ -	$ -	$ -	$ -	0.00%
72010 - Building Improvements	$ 1,621,014	$ -	$ -	$ -	$ -	$ -	$ -	$ -	0.00%
Commodities	**$ 425,588**	**$ -**	**$ -**	**$ -**	**$ -**	**$ -**	**$ -**	**$ -**	**0.00%**
60000 - Office Supplies	$ 186	$ -	$ -	$ -	$ -	$ -	$ -	$ -	0.00%
60010 - Operating Supplies	$ -	$ -	$ -	$ -	$ -	$ -	$ -	$ -	0.00%
60040 - Postage	$ -	$ -	$ -	$ -	$ -	$ -	$ -	$ -	0.00%
60265 - Public Health Commodities - Coronavirus	$ 424,584	$ -	$ -	$ -	$ -	$ -	$ -	$ -	0.00%
63000 - Utilities- Natural Gas	$ 120	$ -	$ -	$ -	$ -	$ -	$ -	$ -	0.00%
63010 - Utilities- Electric	$ 45	$ -	$ -	$ -	$ -	$ -	$ -	$ -	0.00%
64000 - Telephone	$ 287	$ -	$ -	$ -	$ -	$ -	$ -	$ -	0.00%
64010 - Cellular Phone	$ 228	$ -	$ -	$ -	$ -	$ -	$ -	$ -	0.00%

Committee Revenue Expense Budget Report - by Account Detail

Through April 30, 2026 (41.7% YTD, 42.31% Payroll Expense through Pay Period Ending 04/25/2026)

***2021, 2022, 2023, 2024, 2025 DRAFT** and 2026 Actual Fiscal Year**

Department / Fund / Account Classification	2021 Actual Amount*	2022 Actual Amount*	2023 Actual Amount*	2024 Actual Amount*	2025 Actual Amount DRAFT**	2026 Actual Amount	2026 Amended Budget	2026 Adopted Budget	2026 YTD% Actual/Amended Budget
64020 - Internet	$ 137	$ -	$ -	$ -	$ -	$ -	$ -	$ -	0.00%
Contingency and Other	**$ -**	**$ -**	**$ -**	**$ -**	**$ -**	**$ -**	**$ -**	**$ -**	**0.00%**
85000 - Allowance for Budget Expense	$ -	$ -	$ -	$ -	$ -	$ -	$ -	$ -	0.00%
89000 - Addition to Fund Balance	$ -	$ -	$ -	$ -	$ -	$ -	$ -	$ -	0.00%
Contractual Services	**$ 2,760,075**	**$ 1,564**	**$ -**	**$ -**	**$ -**	**$ -**	**$ -**	**$ -**	**0.00%**
50130 - Certified Audit Contract	$ 2,785	$ 1,564	$ -	$ -	$ -	$ -	$ -	$ -	0.00%
50150 - Contractual/Consulting Services	$ 218,493	$ -	$ -	$ -	$ -	$ -	$ -	$ -	0.00%
50235 - Public Health Services - Coronavirus	$ 151,981	$ -	$ -	$ -	$ -	$ -	$ -	$ -	0.00%
50590 - Professional Services	$ 61	$ -	$ -	$ -	$ -	$ -	$ -	$ -	0.00%
52010 - Janitorial Services	$ 564	$ -	$ -	$ -	$ -	$ -	$ -	$ -	0.00%
52110 - Repairs and Maint- Buildings	$ -	$ -	$ -	$ -	$ -	$ -	$ -	$ -	0.00%
52140 - Repairs and Maint- Copiers	$ 47	$ -	$ -	$ -	$ -	$ -	$ -	$ -	0.00%
52180 - Building Space Rental	$ 5,586	$ -	$ -	$ -	$ -	$ -	$ -	$ -	0.00%
53100 - Conferences and Meetings	$ -	$ -	$ -	$ -	$ -	$ -	$ -	$ -	0.00%
55010 - External Grants	$ 2,380,558	$ -	$ -	$ -	$ -	$ -	$ -	$ -	0.00%
Personnel Services- Employee Benefits	**$ 26,238**	**$ -**	**$ -**	**$ -**	**$ -**	**$ -**	**$ -**	**$ -**	**0.00%**
45000 - Healthcare Contribution	$ 8,022	$ -	$ -	$ -	$ -	$ -	$ -	$ -	0.00%
45009 - Healthcare Subsidy	$ -	$ -	$ -	$ -	$ -	$ -	$ -	$ -	0.00%
45010 - Dental Contribution	$ 292	$ -	$ -	$ -	$ -	$ -	$ -	$ -	0.00%
45019 - Dental Subsidy	$ -	$ -	$ -	$ -	$ -	$ -	$ -	$ -	0.00%
45100 - FICA/SS Contribution	$ 8,995	$ -	$ -	$ -	$ -	$ -	$ -	$ -	0.00%
45109 - FICA/SS Subsidy	$ -	$ -	$ -	$ -	$ -	$ -	$ -	$ -	0.00%
45200 - IMRF Contribution	$ 8,929	$ -	$ -	$ -	$ -	$ -	$ -	$ -	0.00%
45209 - IMRF Subsidy	$ -	$ -	$ -	$ -	$ -	$ -	$ -	$ -	0.00%
45219 - SLEP Subsidy	$ -	$ -	$ -	$ -	$ -	$ -	$ -	$ -	0.00%
Personnel Services- Salaries & Wages	**$ 118,417**	**$ -**	**$ -**	**$ -**	**$ -**	**$ -**	**$ -**	**$ -**	**0.00%**
40000 - Salaries and Wages	$ 118,417	$ -	$ -	$ -	$ -	$ -	$ -	$ -	0.00%
40009 - Salaries and Wages Subsidy	$ -	$ -	$ -	$ -	$ -	$ -	$ -	$ -	0.00%
40020 - Subsidized Salaries & Wages	$ -	$ -	$ -	$ -	$ -	$ -	$ -	$ -	0.00%
Transfers Out	**$ -**	**$ -**	**$ -**	**$ 80,995**	**$ -**	**$ -**	**$ -**	**$ -**	**0.00%**
99001 - Transfer to General Fund 001	$ -	$ -	$ -	$ 80,995	$ -	$ -	$ -	$ -	0.00%
354 Mass Vaccination Fund									
Expenses	***$ 90,029***	***$ 24,365***	***$ -***	***$ 1,228,609***	***$ -***	***$ -***	***$ -***	***$ -***	***0.00%***
Contingency and Other	**$ -**	**$ -**	**$ -**	**$ -**	**$ -**	**$ -**	**$ -**	**$ -**	**0.00%**
89000 - Addition to Fund Balance	$ -	$ -	$ -	$ -	$ -	$ -	$ -	$ -	0.00%
Personnel Services- Employee Benefits	**$ 6,398**	**$ 1,731**	**$ -**	**$ -**	**$ -**	**$ -**	**$ -**	**$ -**	**0.00%**

Committee Revenue Expense Budget Report - by Account Detail

Through April 30, 2026 (41.7% YTD, 42.31% Payroll Expense through Pay Period Ending 04/25/2026)

***2021, 2022, 2023, 2024, 2025 DRAFT** and 2026 Actual Fiscal Year**

Department / Fund / Account Classification	2021 Actual Amount*	2022 Actual Amount*	2023 Actual Amount*	2024 Actual Amount*	2025 Actual Amount DRAFT**	2026 Actual Amount	2026 Amended Budget	2026 Adopted Budget	2026 YTD% Actual/Amended Budget
45100 - FICA/SS Contribution	$ 6,398	$ 1,731	$ -	$ -	$ -	$ -	$ -	$ -	0.00%
Personnel Services- Salaries & Wages	**$ 83,631**	**$ 22,633**	**$ -**	**$ -**	**$ -**	**$ -**	**$ -**	**$ -**	**0.00%**
40000 - Salaries and Wages	$ 75,719	$ 22,483	$ -	$ -	$ -	$ -	$ -	$ -	0.00%
40200 - Overtime Salaries	$ 7,913	$ 150	$ -	$ -	$ -	$ -	$ -	$ -	0.00%
Transfers Out	**$ -**	**$ -**	**$ -**	**$ 1,228,609**	**$ -**	**$ -**	**$ -**	**$ -**	**0.00%**
99001 - Transfer to General Fund 001	$ -	$ -	$ -	$ 1,228,609	$ -	$ -	$ -	$ -	0.00%
355 American Rescue Plan									
Revenue	***$ 16,200,498***	***$ 18,853,300***	***$ 5,821,082***	***$ 20,566,093***	***$ 26,099,493***	***$ 102,048***	***$ 26,343,460***	***$ 26,334,183***	***0.39%***
Interest Revenue	**$ 16,533**	**$ 1,030,082**	**$ 1,540,694**	**$ 2,927,538**	**$ 1,777,191**	**$ 102,048**	**$ 933,045**	**$ 933,045**	**10.94%**
38000 - Investment Income	$ 16,533	$ 1,030,082	$ 1,540,694	$ 2,927,538	$ 1,777,191	$ 102,048	$ 933,045	$ 933,045	10.94%
Other	**$ -**	**$ -**	**$ -**	**$ -**	**$ -**	**$ -**	**$ 25,410,415**	**$ 25,401,138**	**0.00%**
39900 - Fund Balance Utilization	$ -	$ -	$ -	$ -	$ -	$ -	$ 25,410,415	$ 25,401,138	0.00%
Transfers In	**$ -**	**$ -**	**$ -**	**$ 216,622**	**$ -**	**$ -**	**$ -**	**$ -**	**0.00%**
39350 - Transfer from County Health Fund 350	$ -	$ -	$ -	$ 122,512	$ -	$ -	$ -	$ -	0.00%
39500 - Transfer from Capital Projects Fund 500	$ -	$ -	$ -	$ 94,110	$ -	$ -	$ -	$ -	0.00%
Grants	**$ 16,183,965**	**$ 17,823,218**	**$ 4,280,388**	**$ 17,421,933**	**$ 24,322,302**	**$ -**	**$ -**	**$ -**	**0.00%**
32910 - American Rescue Plan Grant	$ 16,183,965	$ 17,823,218	$ 4,280,388	$ 17,421,933	$ 24,322,302	$ -	$ -	$ -	0.00%
Expenses	***$ 16,183,965***	***$ 24,183,587***	***$ 13,013,037***	***$ 11,206,193***	***$ 20,669,394***	***$ 7,042,577***	***$ 21,086,460***	***$ 21,077,183***	***33.40%***
Capital	**$ -**	**$ -**	**$ 160,992**	**$ 3,520,699**	**$ 11,496,015**	**$ 3,035,823**	**$ 12,395,329**	**$ 12,395,329**	**24.49%**
70000 - Computers	$ -	$ -	$ 160,992	$ 843,233	$ 919,671	$ 389,126	$ 1,418,650	$ 1,418,650	27.43%
70040 - Mobile Data Units	$ -	$ -	$ -	$ 758,613	$ 758,613	$ -	$ -	$ -	0.00%
70120 - Special Purpose Equipment	$ -	$ -	$ -	$ 230,912	$ 394,908	$ 114,444	$ 83,299	$ 83,299	137.39%
72000 - Building Construction	$ -	$ -	$ -	$ -	$ -	$ -	$ -	$ -	0.00%
72010 - Building Improvements	$ -	$ -	$ -	$ 1,687,941	$ 9,422,823	$ 2,532,253	$ 10,893,380	$ 10,893,380	23.25%
Commodities	**$ 66,909**	**$ 4,365**	**$ 7,904**	**$ 6,953**	**$ 9,865**	**$ -**	**$ 11,500**	**$ 11,500**	**0.00%**
60000 - Office Supplies	$ -	$ -	$ -	$ 2,610	$ 301	$ -	$ 500	$ 500	0.00%
60010 - Operating Supplies	$ -	$ 330	$ -	$ 3,220	$ 7,965	$ -	$ 9,000	$ 9,000	0.00%
60020 - Computer Related Supplies	$ -	$ -	$ 2,190	$ 66	$ -	$ -	$ -	$ -	0.00%
60060 - Computer Software- Non Capital	$ -	$ 2,097	$ -	$ -	$ -	$ -	$ -	$ -	0.00%
60070 - Computer Hardware- Non Capital	$ -	$ 780	$ 4,444	$ -	$ -	$ -	$ 2,000	$ 2,000	0.00%
60265 - Public Health Commodities - Coronavirus	$ 66,909	$ -	$ -	$ -	$ -	$ -	$ -	$ -	0.00%
64000 - Telephone	$ -	$ 217	$ 267	$ 490	$ 825	$ -	$ -	$ -	0.00%
64010 - Cellular Phone	$ -	$ 940	$ 1,003	$ 567	$ 775	$ -	$ -	$ -	0.00%
65000 - Miscellaneous Supplies	$ -	$ -	$ -	$ -	$ -	$ -	$ -	$ -	0.00%
Contingency and Other	**$ -**	**$ -**	**$ -**	**$ -**	**$ -**	**$ -**	**$ -**	**$ -**	**0.00%**
85000 - Allowance for Budget Expense	$ -	$ -	$ -	$ -	$ -	$ -	$ -	$ -	0.00%
Contractual Services	**$ 366,282**	**$ 3,020,209**	**$ 3,822,025**	**$ 5,168,282**	**$ 6,633,215**	**$ 1,887,786**	**$ 6,240,366**	**$ 6,240,366**	**30.25%**
50020 - Special Studies	$ -	$ -	$ 11,519	$ 94,425	$ 6,101	$ -	$ 190,548	$ 190,548	0.00%
50130 - Certified Audit Contract	$ -	$ 2,675	$ 13,675	$ -	$ -	$ -	$ -	$ -	0.00%
50150 - Contractual/Consulting Services	$ 46,236	$ 787,387	$ 944,226	$ 2,164,023	$ 3,572,976	$ 1,218,251	$ 4,313,359	$ 4,313,359	28.24%
50235 - Public Health Services - Coronavirus	$ 320,046	$ -	$ -	$ -	$ -	$ -	$ -	$ -	0.00%
50600 - Temporary Help	$ -	$ -	$ -	$ -	$ -	$ -	$ -	$ -	0.00%

Committee Revenue Expense Budget Report - by Account Detail

Through April 30, 2026 (41.7% YTD, 42.31% Payroll Expense through Pay Period Ending 04/25/2026)

***2021, 2022, 2023, 2024, 2025 DRAFT** and 2026 Actual Fiscal Year**

Department / Fund / Account Classification	2021 Actual Amount*	2022 Actual Amount*	2023 Actual Amount*	2024 Actual Amount*	2025 Actual Amount DRAFT**	2026 Actual Amount	2026 Amended Budget	2026 Adopted Budget	2026 YTD% Actual/Amended Budget
50620 - Counseling Services	$ -	$ -	$ -	$ 70,500	$ 190,413	$ 73,131	$ 572,000	$ 572,000	12.79%
52175 - Facility Rental	$ -	$ -	$ -	$ -	$ -	$ -	$ -	$ -	0.00%
53000 - Liability Insurance	$ -	$ 1,187	$ 9,400	$ 3,946	$ 5,075	$ -	$ 15,178	$ 15,178	0.00%
53020 - Unemployment Claims	$ -	$ 84	$ 131	$ 54	$ 70	$ -	$ 246	$ 246	0.00%
55000 - Miscellaneous Contractual Exp	$ -	$ -	$ -	$ -	$ -	$ -	$ -	$ -	0.00%
55010 - External Grants	$ -	$ 2,228,876	$ 2,842,959	$ 2,829,293	$ 2,697,593	$ 596,403	$ 1,149,035	$ 1,149,035	51.90%
55012 - General Donations	$ -	$ -	$ 115	$ 4,812	$ 160,891	$ -	$ -	$ -	0.00%
56030 - Transportation	$ -	$ -	$ -	$ 1,228	$ 98	$ -	$ -	$ -	0.00%
Personnel Services- Employee Benefits	**$ 3,067,964**	**$ 4,533,846**	**$ 63,482**	**$ 127,541**	**$ 157,433**	**$ 62,890**	**$ 147,737**	**$ 146,584**	**42.57%**
45000 - Healthcare Contribution	$ 2,291	$ 21,294	$ 27,254	$ 75,096	$ 93,669	$ 37,560	$ 81,490	$ 81,490	46.09%
45009 - Healthcare Subsidy	$ 971,335	$ 1,529,050	$ -	$ -	$ -	$ -	$ -	$ -	0.00%
45010 - Dental Contribution	$ 83	$ 666	$ 974	$ 2,814	$ 2,962	$ 1,193	$ 2,673	$ 2,673	44.62%
45019 - Dental Subsidy	$ 30,871	$ 45,697	$ -	$ -	$ -	$ -	$ -	$ -	0.00%
45100 - FICA/SS Contribution	$ 1,727	$ 8,202	$ 16,731	$ 29,031	$ 30,680	$ 13,060	$ 31,757	$ 31,135	41.13%
45109 - FICA/SS Subsidy	$ 513,357	$ 776,667	$ -	$ -	$ -	$ -	$ -	$ -	0.00%
45200 - IMRF Contribution	$ 1,987	$ 7,274	$ 11,377	$ 17,599	$ 21,824	$ 11,077	$ 24,775	$ 24,244	44.71%
45209 - IMRF Subsidy	$ 19,417	$ 6,908	$ -	$ -	$ -	$ -	$ -	$ -	0.00%
45219 - SLEP Subsidy	$ 1,526,896	$ 2,136,654	$ -	$ -	$ -	$ -	$ -	$ -	0.00%
53010 - Workers Compensation	$ -	$ 1,433	$ 7,146	$ 3,001	$ 8,299	$ -	$ 7,042	$ 7,042	0.00%
Personnel Services- Salaries & Wages	**$ 7,430,902**	**$ 10,264,798**	**$ 225,985**	**$ 404,369**	**$ 423,770**	**$ 179,562**	**$ 415,012**	**$ 406,888**	**43.27%**
40000 - Salaries and Wages	$ 23,399	$ 112,035	$ 225,985	$ 404,369	$ 423,694	$ 179,562	$ 415,012	$ 406,888	43.27%
40002 - Non-Union Wage Increase	$ -	$ -	$ -	$ -	$ -	$ -	$ -	$ -	0.00%
40003 - Cost of Living Increase	$ -	$ -	$ -	$ -	$ -	$ -	$ -	$ -	0.00%
40009 - Salaries and Wages Subsidy	$ 6,828,570	$ 10,152,763	$ -	$ -	$ -	$ -	$ -	$ -	0.00%
40200 - Overtime Salaries	$ -	$ -	$ -	$ -	$ 75	$ -	$ -	$ -	0.00%
40209 - Overtime Subsidy	$ 578,934	$ -	$ -	$ -	$ -	$ -	$ -	$ -	0.00%
Transfers Out	**$ 5,251,908**	**$ 6,360,370**	**$ 8,732,649**	**$ 1,978,349**	**$ 1,949,096**	**$ 1,876,516**	**$ 1,876,516**	**$ 1,876,516**	**100.00%**
99000 - Transfer To Other Funds	$ 667,042	$ -	$ -	$ -	$ -	$ -	$ -	$ -	0.00%
99001 - Transfer to General Fund 001	$ -	$ -	$ 13,457	$ 1,906,349	$ 1,761,612	$ 1,876,516	$ 1,876,516	$ 1,876,516	100.00%
99200 - Transfer to Court Automation Fund 200	$ -	$ -	$ 2,129	$ -	$ -	$ -	$ -	$ -	0.00%
99201 - Transfer to Court Document Storage Fund 201	$ -	$ -	$ 3,437	$ -	$ -	$ -	$ -	$ -	0.00%
99202 - Transfer to Child Support Fund 202	$ -	$ -	$ 640	$ -	$ -	$ -	$ -	$ -	0.00%
99203 - Transfer to Circuit Clerk Admin Services Fund 203	$ -	$ -	$ 127	$ -	$ -	$ -	$ -	$ -	0.00%
99204 - Transfer to Circuit Clerk Electronic Citation Fund 204	$ -	$ -	$ 666	$ -	$ -	$ -	$ -	$ -	0.00%
99350 - Transfer to County Health Fund 350	$ -	$ 3,730,107	$ 1,317,451	$ -	$ -	$ -	$ -	$ -	0.00%
99354 - Transfer to Mass Vaccination Fund 354	$ 1,018,352	$ (1,199,502)	$ -	$ -	$ -	$ -	$ -	$ -	0.00%
99356 - Transfer to ARP Recoupment of Lost Revenue Fund 356	$ 3,566,515	$ 3,829,764	$ 7,157,001	$ -	$ -	$ -	$ -	$ -	0.00%
99390 - Transfer to Web Technical Services Fund 390	$ -	$ -	$ 60,000	$ -	$ -	$ -	$ -	$ -	0.00%
99400 - Transfer to Econ Develop Fund 400	$ -	$ -	$ 20,000	$ -	$ -	$ -	$ -	$ -	0.00%
99500 - Transfer to Capital Projects Fund 500	$ -	$ -	$ 157,741	$ 72,000	$ -	$ -	$ -	$ -	0.00%
99650 - Transfer to Enterprise Surcharge Fund 650	$ -	$ -	$ -	$ -	$ 187,484	$ -	$ -	$ -	0.00%
356 ARP Recoupment of Lost Revenue									

Committee Revenue Expense Budget Report - by Account Detail

Through April 30, 2026 (41.7% YTD, 42.31% Payroll Expense through Pay Period Ending 04/25/2026)

***2021, 2022, 2023, 2024, 2025 DRAFT** and 2026 Actual Fiscal Year**

Department / Fund / Account Classification	2021 Actual Amount*	2022 Actual Amount*	2023 Actual Amount*	2024 Actual Amount*	2025 Actual Amount DRAFT**	2026 Actual Amount	2026 Amended Budget	2026 Adopted Budget	2026 YTD% Actual/Amended Budget
Revenue	***$ 3,571,028***	***$ 3,662,416***	***$ 7,476,140***	***$ 378,782***	***$ 242,337***	***$ (2,170)***	***$ 1,652,500***	***$ 1,652,500***	***(0.13%)***
Interest Revenue	**$ 4,514**	**$ (167,349)**	**$ 319,139**	**$ 378,782**	**$ 242,337**	**$ (2,170)**	**$ 168,098**	**$ 168,098**	**(1.29%)**
38000 - Investment Income	$ 4,514	$ (167,349)	$ 319,139	$ 378,782	$ 242,337	$ (2,170)	$ 168,098	$ 168,098	(1.29%)
Other	**$ -**	**$ -**	**$ -**	**$ -**	**$ -**	**$ -**	**$ 1,484,402**	**$ 1,484,402**	**0.00%**
39900 - Fund Balance Utilization	$ -	$ -	$ -	$ -	$ -	$ -	$ 1,484,402	$ 1,484,402	0.00%
Transfers In	**$ 3,566,515**	**$ 3,829,764**	**$ 7,157,001**	**$ -**	**$ -**	**$ -**	**$ -**	**$ -**	**0.00%**
39000 - Transfer From Other Funds	$ 3,566,515	$ 3,829,764	$ -	$ -	$ -	$ -	$ -	$ -	0.00%
39355 - Transfer from American Rescue Plan Fund 355	$ -	$ -	$ 7,157,001	$ -	$ -	$ -	$ -	$ -	0.00%
Expenses	***$ 3,566,515***	***$ 922,423***	***$ 2,923,276***	***$ 2,116,950***	***$ 3,726,944***	***$ 1,751,037***	***$ 1,652,500***	***$ 1,652,500***	***105.96%***
Contingency and Other	**$ -**	**$ -**	**$ -**	**$ -**	**$ -**	**$ -**	**$ -**	**$ -**	**0.00%**
85000 - Allowance for Budget Expense	$ -	$ -	$ -	$ -	$ -	$ -	$ -	$ -	0.00%
89000 - Addition to Fund Balance	$ -	$ -	$ -	$ -	$ -	$ -	$ -	$ -	0.00%
Contractual Services	**$ -**	**$ -**	**$ 15,934**	**$ 182,334**	**$ 194,444**	**$ 98,537**	**$ -**	**$ -**	**0.00%**
50020 - Special Studies	$ -	$ -	$ 15,934	$ 182,334	$ 194,444	$ 98,537	$ -	$ -	0.00%
Transfers Out	**$ 3,566,515**	**$ 922,423**	**$ 2,907,342**	**$ 1,934,616**	**$ 3,532,500**	**$ 1,652,500**	**$ 1,652,500**	**$ 1,652,500**	**100.00%**
99000 - Transfer To Other Funds	$ 3,566,515	$ 922,423	$ 2,907,342	$ -	$ -	$ -	$ -	$ -	0.00%
99001 - Transfer to General Fund 001	$ -	$ -	$ -	$ 1,934,616	$ 3,532,500	$ 1,652,500	$ 1,652,500	$ 1,652,500	100.00%
99405 - Transfer to Cost Share Drainage Fund 405	$ -	$ -	$ -	$ -	$ -	$ -	$ -	$ -	0.00%
357 COVID Payroll Reimbursement									
Revenue	***$ 36,979,502***	***$ 14,416,735***	***$ 604,280***	***$ -***	***$ -***	***$ -***	***$ -***	***$ -***	***0.00%***
Interest Revenue	**$ 38,212**	**$ (224,318)**	**$ 604,280**	**$ -**	**$ -**	**$ -**	**$ -**	**$ -**	**0.00%**
38000 - Investment Income	$ 38,212	$ (224,318)	$ 604,280	$ -	$ -	$ -	$ -	$ -	0.00%
Other	**$ -**	**$ -**	**$ -**	**$ -**	**$ -**	**$ -**	**$ -**	**$ -**	**0.00%**
39900 - Fund Balance Utilization	$ -	$ -	$ -	$ -	$ -	$ -	$ -	$ -	0.00%
Transfers In	**$ 36,941,289**	**$ 14,641,053**	**$ -**	**$ -**	**$ -**	**$ -**	**$ -**	**$ -**	**0.00%**
39001 - Transfer from General Fund 001	$ 16,402,979	$ 11,721,664	$ -	$ -	$ -	$ -	$ -	$ -	0.00%
39110 - Transfer from Illinois Municipal Retirement Fund 110	$ 1,545,984	$ 2,143,169	$ -	$ -	$ -	$ -	$ -	$ -	0.00%
39111 - Transfer from FICA/Social Security Fund 111	$ 513,092	$ 776,220	$ -	$ -	$ -	$ -	$ -	$ -	0.00%
39112 - Transfer from Special Reserve Fund 112	$ 18,479,234	$ -	$ -	$ -	$ -	$ -	$ -	$ -	0.00%
Expenses	***$ 12,579,730***	***$ 7,989,615***	***$ 31,431,172***	***$ -***	***$ -***	***$ -***	***$ -***	***$ -***	***0.00%***
Capital	**$ 350,279**	**$ -**	**$ -**	**$ -**	**$ -**	**$ -**	**$ -**	**$ -**	**0.00%**
70000 - Computers	$ 100,997	$ -	$ -	$ -	$ -	$ -	$ -	$ -	0.00%
70010 - Lease Purchase- Computers	$ 512	$ -	$ -	$ -	$ -	$ -	$ -	$ -	0.00%
70060 - Communications Equipment	$ 172,971	$ -	$ -	$ -	$ -	$ -	$ -	$ -	0.00%
72010 - Building Improvements	$ 75,798	$ -	$ -	$ -	$ -	$ -	$ -	$ -	0.00%
Commodities	**$ 147,499**	**$ -**	**$ -**	**$ -**	**$ -**	**$ -**	**$ -**	**$ -**	**0.00%**
60265 - Public Health Commodities - Coronavirus	$ 147,499	$ -	$ -	$ -	$ -	$ -	$ -	$ -	0.00%
Contingency and Other	**$ -**	**$ -**	**$ -**	**$ -**	**$ -**	**$ -**	**$ -**	**$ -**	**0.00%**
89000 - Addition to Fund Balance	$ -	$ -	$ -	$ -	$ -	$ -	$ -	$ -	0.00%
Contractual Services	**$ 671,423**	**$ -**	**$ -**	**$ -**	**$ -**	**$ -**	**$ -**	**$ -**	**0.00%**
50235 - Public Health Services - Coronavirus	$ 671,423	$ -	$ -	$ -	$ -	$ -	$ -	$ -	0.00%

Committee Revenue Expense Budget Report - by Account Detail

Through April 30, 2026 (41.7% YTD, 42.31% Payroll Expense through Pay Period Ending 04/25/2026)

***2021, 2022, 2023, 2024, 2025 DRAFT** and 2026 Actual Fiscal Year**

Department / Fund / Account Classification	2021 Actual Amount*	2022 Actual Amount*	2023 Actual Amount*	2024 Actual Amount*	2025 Actual Amount DRAFT**	2026 Actual Amount	2026 Amended Budget	2026 Adopted Budget	2026 YTD% Actual/Amended Budget
Transfers Out	**$ 11,410,529**	**$ 7,989,615**	**$ 31,431,172**	**$ -**	**$ -**	**$ -**	**$ -**	**$ -**	**0.00%**
99000 - Transfer To Other Funds	$ 11,410,529	$ -	$ -	$ -	$ -	$ -	$ -	$ -	0.00%
99001 - Transfer to General Fund 001	$ -	$ 4,916,870	$ 11,228,467	$ -	$ -	$ -	$ -	$ -	0.00%
99010 - Transfer To Insurance Liability Fund 010	$ -	$ 140,951	$ -	$ -	$ -	$ -	$ -	$ -	0.00%
99110 - Transfer to Illinois Municipal Retirement Fund 110	$ -	$ 409,593	$ -	$ -	$ -	$ -	$ -	$ -	0.00%
99111 - Transfer to FICA/Social Security Fund 111	$ -	$ 212,481	$ -	$ -	$ -	$ -	$ -	$ -	0.00%
99112 - Transfer to Special Reserve Fund 112	$ -	$ -	$ 12,811,286	$ -	$ -	$ -	$ -	$ -	0.00%
99221 - Transfer to Drug Prosecution Fund 221	$ -	$ 111,640	$ -	$ -	$ -	$ -	$ -	$ -	0.00%
99354 - Transfer to Mass Vaccination Fund 354	$ -	$ 1,948,080	$ -	$ -	$ -	$ -	$ -	$ -	0.00%
99358 - Transfer to FEMA PA Administration Fund 358	$ -	$ 250,000	$ -	$ -	$ -	$ -	$ -	$ -	0.00%
99500 - Transfer to Capital Projects Fund 500	$ -	$ -	$ 7,391,419	$ -	$ -	$ -	$ -	$ -	0.00%
358 FEMA PA Administration									
Revenue	***$ -***	***$ 244,321***	***$ 11,266***	***$ 3,667***	***$ -***	***$ -***	***$ -***	***$ -***	***0.00%***
Interest Revenue	**$ -**	**$ (5,679)**	**$ 11,266**	**$ 3,667**	**$ -**	**$ -**	**$ -**	**$ -**	**0.00%**
38000 - Investment Income	$ -	$ (5,679)	$ 11,266	$ 3,667	$ -	$ -	$ -	$ -	0.00%
Other	**$ -**	**$ -**	**$ -**	**$ -**	**$ -**	**$ -**	**$ -**	**$ -**	**0.00%**
39900 - Fund Balance Utilization	$ -	$ -	$ -	$ -	$ -	$ -	$ -	$ -	0.00%
Transfers In	**$ -**	**$ 250,000**	**$ -**	**$ -**	**$ -**	**$ -**	**$ -**	**$ -**	**0.00%**
39357 - Transfer from COVID Payroll Reimbursement Fund 357	$ -	$ 250,000	$ -	$ -	$ -	$ -	$ -	$ -	0.00%
Expenses	***$ -***	***$ -***	***$ 103,336***	***$ 155,918***	***$ -***	***$ -***	***$ -***	***$ -***	***0.00%***
Contingency and Other	**$ -**	**$ -**	**$ -**	**$ -**	**$ -**	**$ -**	**$ -**	**$ -**	**0.00%**
89000 - Addition to Fund Balance	$ -	$ -	$ -	$ -	$ -	$ -	$ -	$ -	0.00%
Contractual Services	**$ -**	**$ -**	**$ 103,336**	**$ -**	**$ -**	**$ -**	**$ -**	**$ -**	**0.00%**
50150 - Contractual/Consulting Services	$ -	$ -	$ 103,336	$ -	$ -	$ -	$ -	$ -	0.00%
Transfers Out	**$ -**	**$ -**	**$ -**	**$ 155,918**	**$ -**	**$ -**	**$ -**	**$ -**	**0.00%**
99001 - Transfer to General Fund 001	$ -	$ -	$ -	$ 155,918	$ -	$ -	$ -	$ -	0.00%
500 Capital Projects									
Revenue	***$ 7,798,571***	***$ 6,646,012***	***$ 13,119,507***	***$ 2,355,575***	***$ 9,208,654***	***$ 154,644***	***$ 8,877,097***	***$ 8,877,097***	***1.74%***
Interest Revenue	**$ (21,316)**	**$ (180,188)**	**$ 770,829**	**$ 898,179**	**$ 556,091**	**$ 43,808**	**$ 451,224**	**$ 451,224**	**9.71%**
38000 - Investment Income	$ (21,316)	$ (180,188)	$ 770,829	$ 898,179	$ 556,091	$ 43,808	$ 451,224	$ 451,224	9.71%
Other	**$ 5,500**	**$ -**	**$ -**	**$ -**	**$ -**	**$ 3,000**	**$ 7,725,873**	**$ 7,725,873**	**0.04%**
38520 - General Donations	$ -	$ -	$ -	$ -	$ -	$ 3,000	$ -	$ -	0.00%
38570 - Refunds	$ 5,500	$ -	$ -	$ -	$ -	$ -	$ -	$ -	0.00%
39900 - Fund Balance Utilization	$ -	$ -	$ -	$ -	$ -	$ -	$ 7,725,873	$ 7,725,873	0.00%
Transfers In	**$ 7,030,823**	**$ 6,574,080**	**$ 11,338,319**	**$ 1,189,116**	**$ 8,280,000**	**$ -**	**$ -**	**$ -**	**0.00%**
39000 - Transfer From Other Funds	$ 2,395,019	$ 461,580	$ 2,789,159	$ -	$ -	$ -	$ -	$ -	0.00%
39001 - Transfer from General Fund 001	$ 4,635,804	$ 6,112,500	$ 1,000,000	$ 867,116	$ 8,280,000	$ -	$ -	$ -	0.00%
39120 - Transfer from Grand Victoria Casino Elgin Fund 120	$ -	$ -	$ -	$ 250,000	$ -	$ -	$ -	$ -	0.00%
39355 - Transfer from American Rescue Plan Fund 355	$ -	$ -	$ 157,741	$ 72,000	$ -	$ -	$ -	$ -	0.00%
39357 - Transfer from COVID Payroll Reimbursement Fund 357	$ -	$ -	$ 7,391,419	$ -	$ -	$ -	$ -	$ -	0.00%
Other Taxes	**$ 183,564**	**$ 252,120**	**$ 260,359**	**$ 268,280**	**$ 239,668**	**$ 107,836**	**$ 100,000**	**$ 100,000**	**107.84%**

Committee Revenue Expense Budget Report - by Account Detail

Through April 30, 2026 (41.7% YTD, 42.31% Payroll Expense through Pay Period Ending 04/25/2026)

***2021, 2022, 2023, 2024, 2025 DRAFT** and 2026 Actual Fiscal Year**

Department / Fund / Account Classification	2021 Actual Amount*	2022 Actual Amount*	2023 Actual Amount*	2024 Actual Amount*	2025 Actual Amount DRAFT**	2026 Actual Amount	2026 Amended Budget	2026 Adopted Budget	2026 YTD% Actual/Amended Budget
30180 - Video Gaming Tax	$ 183,564	$ 252,120	$ 260,359	$ 268,280	$ 239,668	$ 107,836	$ 100,000	$ 100,000	107.84%
Grants	**$ 600,000**	**$ -**	**$ 750,000**	**$ -**	**$ 132,895**	**$ -**	**$ 600,000**	**$ 600,000**	**0.00%**
33900 - Grants - Other	$ 600,000	$ -	$ 750,000	$ -	$ -	$ -	$ 600,000	$ 600,000	0.00%
33902 - Grants - State Government	$ -	$ -	$ -	$ -	$ 132,895	$ -	$ -	$ -	0.00%
Expenses	***$ 3,268,612***	***$ 4,674,061***	***$ 8,597,238***	***$ 16,230,446***	***$ 8,542,337***	***$ 1,446,188***	***$ 8,877,097***	***$ 8,877,097***	***16.29%***
Capital	**$ 2,957,023**	**$ 3,952,545**	**$ 8,060,362**	**$ 15,998,226**	**$ 8,296,636**	**$ 1,425,094**	**$ 8,677,097**	**$ 8,677,097**	**16.42%**
70000 - Computers	$ 475,550	$ 1,633,756	$ 2,015,202	$ 850,801	$ 906,462	$ 224,749	$ 1,191,701	$ 1,191,701	18.86%
70020 - Computer Software- Capital	$ 32,218	$ 119,444	$ 32,441	$ 31,889	$ 649	$ -	$ 511,000	$ 511,000	0.00%
70070 - Automotive Equipment	$ 24,833	$ 96,095	$ 396,976	$ 248,408	$ 158,805	$ 111,279	$ 165,000	$ 165,000	67.44%
70080 - Office Furniture	$ 11,880	$ -	$ -	$ -	$ -	$ -	$ -	$ -	0.00%
70120 - Special Purpose Equipment	$ 29,950	$ 406,212	$ 2,808,833	$ 7,767,620	$ 214,417	$ 4,500	$ -	$ -	0.00%
72000 - Building Construction	$ 774,762	$ -	$ -	$ -	$ -	$ -	$ -	$ -	0.00%
72010 - Building Improvements	$ 1,607,831	$ 1,697,038	$ 2,806,910	$ 7,099,508	$ 7,016,302	$ 1,084,566	$ 6,809,396	$ 6,809,396	15.93%
Commodities	**$ -**	**$ 157,530**	**$ 30,996**	**$ -**	**$ -**	**$ -**	**$ -**	**$ -**	**0.00%**
60265 - Public Health Commodities - Coronavirus	$ -	$ 157,530	$ 30,996	$ -	$ -	$ -	$ -	$ -	0.00%
Contingency and Other	**$ -**	**$ -**	**$ -**	**$ -**	**$ -**	**$ -**	**$ -**	**$ -**	**0.00%**
89000 - Addition to Fund Balance	$ -	$ -	$ -	$ -	$ -	$ -	$ -	$ -	0.00%
Contractual Services	**$ 311,589**	**$ 488,987**	**$ 505,880**	**$ 138,110**	**$ 245,701**	**$ 21,094**	**$ 200,000**	**$ 200,000**	**10.55%**
50000 - Project Administration Services	$ 4,000	$ -	$ -	$ -	$ -	$ -	$ -	$ -	0.00%
50150 - Contractual/Consulting Services	$ 307,589	$ 488,987	$ 505,880	$ 138,110	$ 245,701	$ 21,094	$ 200,000	$ 200,000	10.55%
50235 - Public Health Services - Coronavirus	$ -	$ -	$ -	$ -	$ -	$ -	$ -	$ -	0.00%
Transfers Out	**$ -**	**$ 75,000**	**$ -**	**$ 94,110**	**$ -**	**$ -**	**$ -**	**$ -**	**0.00%**
99355 - Transfer to American Rescue Plan Fund 355	$ -	$ -	$ -	$ 94,110	$ -	$ -	$ -	$ -	0.00%
99601 - Transfer to Public Building Commission Fund 601	$ -	$ 75,000	$ -	$ -	$ -	$ -	$ -	$ -	0.00%
501 Judicial Facility Construction									
Revenue	***$ 661,078***	***$ 850,611***	***$ 3,401,407***	***$ 1,197,246***	***$ 1,128,534***	***$ 450,219***	***$ 904,000***	***$ 904,000***	***49.80%***
Interest Revenue	**$ (51)**	**$ (12,756)**	**$ 81,923**	**$ 84,514**	**$ 114,157**	**$ 19,123**	**$ 40,000**	**$ 40,000**	**47.81%**
38000 - Investment Income	$ (51)	$ (12,756)	$ 81,923	$ 84,514	$ 114,157	$ 19,123	$ 40,000	$ 40,000	47.81%
Other	**$ -**	**$ -**	**$ -**	**$ -**	**$ -**	**$ -**	**$ -**	**$ -**	**0.00%**
39900 - Fund Balance Utilization	$ -	$ -	$ -	$ -	$ -	$ -	$ -	$ -	0.00%
Charges for Services	**$ 661,129**	**$ 738,367**	**$ 774,993**	**$ 833,175**	**$ 862,804**	**$ 381,096**	**$ 864,000**	**$ 864,000**	**44.11%**
35415 - Facility Construction Fee	$ 661,129	$ 738,367	$ 774,993	$ 833,175	$ 862,804	$ 381,096	$ 864,000	$ 864,000	44.11%
Transfers In	**$ -**	**$ 125,000**	**$ -**	**$ -**	**$ -**	**$ -**	**$ -**	**$ -**	**0.00%**
39112 - Transfer from Special Reserve Fund 112	$ -	$ 125,000	$ -	$ -	$ -	$ -	$ -	$ -	0.00%
Grants	**$ -**	**$ -**	**$ 2,544,491**	**$ 279,557**	**$ 151,573**	**$ 50,000**	**$ -**	**$ -**	**0.00%**
32382 - AOIC Modernization Grant	$ -	$ -	$ 2,544,491	$ 279,557	$ 151,573	$ 50,000	$ -	$ -	0.00%
Expenses	***$ 416,198***	***$ 832,475***	***$ 3,450,599***	***$ 644,251***	***$ 407,673***	***$ 132,674***	***$ 904,000***	***$ 904,000***	***14.68%***
Capital	**$ 416,198**	**$ 832,475**	**$ 906,108**	**$ 364,694**	**$ 270,358**	**$ 116,735**	**$ 904,000**	**$ 904,000**	**12.91%**
70120 - Special Purpose Equipment	$ -	$ -	$ -	$ -	$ 14,612	$ 23,746	$ -	$ -	0.00%
72010 - Building Improvements	$ 416,198	$ 832,475	$ 906,108	$ 364,694	$ 255,747	$ 92,989	$ 904,000	$ 904,000	10.29%
Contingency and Other	**$ -**	**$ -**	**$ -**	**$ -**	**$ -**	**$ -**	**$ -**	**$ -**	**0.00%**
89000 - Addition to Fund Balance	$ -	$ -	$ -	$ -	$ -	$ -	$ -	$ -	0.00%
Contractual Services	**$ -**	**$ -**	**$ 2,544,491**	**$ 279,557**	**$ 137,315**	**$ 15,939**	**$ -**	**$ -**	**0.00%**
50150 - Contractual/Consulting Services	$ -	$ -	$ 2,544,491	$ 279,557	$ 105,750	$ 15,939	$ -	$ -	0.00%
50340 - Software Licensing Cost	$ -	$ -	$ -	$ -	$ 31,565	$ -	$ -	$ -	0.00%

Committee Revenue Expense Budget Report - by Account Detail

Through April 30, 2026 (41.7% YTD, 42.31% Payroll Expense through Pay Period Ending 04/25/2026)

***2021, 2022, 2023, 2024, 2025 DRAFT** and 2026 Actual Fiscal Year**

Department / Fund / Account Classification	2021 Actual Amount*	2022 Actual Amount*	2023 Actual Amount*	2024 Actual Amount*	2025 Actual Amount DRAFT**	2026 Actual Amount	2026 Amended Budget	2026 Adopted Budget	2026 YTD% Actual/Amended Budget
510 Capital Improvement Bond Const									
Revenue	***$ 782***	***$ 4,683***	***$ -***	***$ 2,161***	***$ (6,844)***	***$ -***	***$ 16,854***	***$ 16,854***	***0.00%***
Interest Revenue	**$ 782**	**$ 4,683**	**$ -**	**$ 2,161**	**$ (6,844)**	**$ -**	**$ 16,854**	**$ 16,854**	**0.00%**
38000 - Investment Income	$ 782	$ 4,683	$ -	$ 2,161	$ (6,844)	$ -	$ 16,854	$ 16,854	0.00%
Other	**$ -**	**$ -**	**$ -**	**$ -**	**$ -**	**$ -**	**$ -**	**$ -**	**0.00%**
39900 - Fund Balance Utilization	$ -	$ -	$ -	$ -	$ -	$ -	$ -	$ -	0.00%
Reimbursements	**$ -**	**$ -**	**$ -**	**$ -**	**$ -**	**$ -**	**$ -**	**$ -**	**0.00%**
37900 - Miscellaneous Reimbursement	$ -	$ -	$ -	$ -	$ -	$ -	$ -	$ -	0.00%
Expenses	***$ 3,791,708***	***$ -***	***$ -***	***$ -***	***$ -***	***$ -***	***$ 16,854***	***$ 16,854***	***0.00%***
Capital	**$ 3,791,660**	**$ -**	**$ -**	**$ -**	**$ -**	**$ -**	**$ -**	**$ -**	**0.00%**
72000 - Building Construction	$ 3,394,861	$ -	$ -	$ -	$ -	$ -	$ -	$ -	0.00%
72010 - Building Improvements	$ 396,799	$ -	$ -	$ -	$ -	$ -	$ -	$ -	0.00%
Contingency and Other	**$ -**	**$ -**	**$ -**	**$ -**	**$ -**	**$ -**	**$ 16,854**	**$ 16,854**	**0.00%**
89000 - Addition to Fund Balance	$ -	$ -	$ -	$ -	$ -	$ -	$ 16,854	$ 16,854	0.00%
Contractual Services	**$ 48**	**$ -**	**$ -**	**$ -**	**$ -**	**$ -**	**$ -**	**$ -**	**0.00%**
50150 - Contractual/Consulting Services	$ 48	$ -	$ -	$ -	$ -	$ -	$ -	$ -	0.00%

Committee Revenue Expense Budget Report - by Account Detail

Through April 30, 2026 (41.7% YTD, 42.31% Payroll Expense through Pay Period Ending 04/25/2026)

***2021, 2022, 2023, 2024, 2025 DRAFT** and 2026 Actual Fiscal Year**

Department / Fund / Account Classification	2021 Actual Amount*	2022 Actual Amount*	2023 Actual Amount*	2024 Actual Amount*	2025 Actual Amount DRAFT**	2026 Actual Amount	2026 Amended Budget	2026 Adopted Budget	2026 YTD% Actual/Amended Budget
652 Health Insurance Fund									
Revenue	***$ 16,934,067***	***$ 18,609,860***	***$ 20,284,936***	***$ 22,928,675***	***$ 24,544,120***	***$ 10,252,711***	***$ 25,674,286***	***$ 25,674,286***	***39.93%***
Interest Revenue	**$ 5,673**	**$ (89,645)**	**$ 354,484**	**$ 576,782**	**$ 693,727**	**$ 74,957**	**$ 197,013**	**$ 197,013**	**38.05%**
38000 - Investment Income	$ 5,673	$ (89,645)	$ 354,484	$ 576,782	$ 693,727	$ 74,957	$ 197,013	$ 197,013	38.05%
Other	**$ 16,928,394**	**$ 18,699,505**	**$ 19,930,451**	**$ 22,351,893**	**$ 23,850,393**	**$ 10,177,754**	**$ 25,477,273**	**$ 25,477,273**	**39.95%**
38900 - Miscellaneous Other	$ -	$ 17,880	$ -	$ -	$ -	$ -	$ -	$ -	0.00%
38910 - Healthcare Employer Portion	$ 12,211,311	$ 13,116,149	$ 14,469,417	$ 16,153,512	$ 17,336,051	$ 7,451,207	$ 19,153,444	$ 19,153,444	38.90%
38915 - Dental Employer Portion	$ 421,550	$ 425,507	$ 407,933	$ 473,351	$ 488,597	$ 208,672	$ 526,708	$ 526,708	39.62%
38920 - Healthcare Employee Portion	$ 2,501,115	$ 3,197,317	$ 2,925,521	$ 3,385,325	$ 3,646,226	$ 1,583,484	$ 3,922,995	$ 3,922,995	40.36%
38921 - Dental Employee Portion	$ 267,158	$ 281,567	$ 269,619	$ 299,829	$ 309,612	$ 132,033	$ 107,880	$ 107,880	122.39%
38927 - MERP Employer Portion	$ 888,142	$ 998,731	$ 1,120,209	$ 1,324,816	$ 1,328,270	$ 506,764	$ 1,154,246	$ 1,154,246	43.90%
38930 - Retiree Payments	$ 577,472	$ 609,359	$ 707,560	$ 689,732	$ 663,413	$ 261,925	$ 580,000	$ 580,000	45.16%
38935 - Retiree Payments - Dental	$ 2,886	$ 2,615	$ 3,815	$ 2,886	$ 3,656	$ 1,646	$ 32,000	$ 32,000	5.14%
38940 - Cobra Payments	$ 55,784	$ 47,684	$ 24,367	$ 20,799	$ 71,341	$ 30,780	$ -	$ -	0.00%
38945 - Cobra Payments - Dental	$ 2,977	$ 2,696	$ 2,010	$ 1,644	$ 3,227	$ 1,242	$ -	$ -	0.00%
39900 - Fund Balance Utilization	$ -	$ -	$ -	$ -	$ -	$ -	$ -	$ -	0.00%
Expenses	***$ 17,764,377***	***$ 17,440,846***	***$ 19,243,130***	***$ 20,607,136***	***$ 23,025,431***	***$ 8,850,456***	***$ 25,674,286***	***$ 25,674,286***	***34.47%***
Commodities	**$ -**	**$ -**	**$ -**	**$ -**	**$ -**	**$ 298**	**$ 1,000**	**$ 1,000**	**29.75%**
60010 - Operating Supplies	$ -	$ -	$ -	$ -	$ -	$ 298	$ 1,000	$ 1,000	29.75%
Contingency and Other	**$ -**	**$ -**	**$ -**	**$ -**	**$ -**	**$ -**	**$ 215,164**	**$ 215,164**	**0.00%**
89000 - Addition to Fund Balance	$ -	$ -	$ -	$ -	$ -	$ -	$ 215,164	$ 215,164	0.00%
Contractual Services	**$ 17,734,614**	**$ 17,429,144**	**$ 19,178,364**	**$ 20,590,539**	**$ 23,015,048**	**$ 8,847,659**	**$ 25,458,122**	**$ 25,458,122**	**34.75%**
50150 - Contractual/Consulting Services	$ 100,800	$ 114,000	$ 108,000	$ 110,250	$ 113,250	$ 49,333	$ 117,000	$ 117,000	42.17%
50340 - Software Licensing Cost	$ -	$ -	$ -	$ -	$ -	$ -	$ 6,000	$ 6,000	0.00%
50520 - Healthcare Admin Services	$ 10,860	$ 11,244	$ 11,665	$ 15,703	$ 19,628	$ 7,243	$ 17,000	$ 17,000	42.61%
53005 - Healthcare - Stop Loss Insurance	$ (648,154)	$ 343,700	$ 472,979	$ (529,267)	$ 830,842	$ 578,635	$ 2,186,083	$ 2,186,083	26.47%
53031 - Self Insured Healthcare Claims	$ 14,472,391	$ 12,895,597	$ 14,701,903	$ 17,512,709	$ 18,786,966	$ 7,074,352	$ 21,903,694	$ 21,903,694	32.30%
53032 - Self Insured Healthcare Claims Administration	$ 577,521	$ 612,809	$ 617,794	$ 658,572	$ 726,612	$ 249,408	$ (1,177,112)	$ (1,177,112)	(21.19%)
53033 - Healthcare Facility Access Fee	$ 43,966	$ 76,025	$ 13,041	$ 231,063	$ 55,115	$ 15,330	$ -	$ -	0.00%
53034 - Healthcare HMO Managed Care Fee	$ 82,666	$ 92,087	$ 104,647	$ 104,847	$ 50,839	$ 26,170	$ -	$ -	0.00%
53035 - Healthcare Physician Services Fee	$ 2,360,426	$ 2,658,797	$ 2,594,715	$ 2,612,488	$ 2,550,994	$ 802,298	$ -	$ -	0.00%
53037 - Healthcare Credits	$ (584,532)	$ (758,354)	$ (914,429)	$ (1,419,708)	$ (1,602,594)	$ (619,162)	$ -	$ -	0.00%
53038 - Healthcare - Vision Insurance	$ 79,982	$ 74,975	$ 81,318	$ 83,696	$ 85,316	$ 39,093	$ 96,288	$ 96,288	40.60%
53039 - Affordable Care Act Fee	$ 4,878	$ 3,210	$ 5,217	$ 5,699	$ 6,359	$ -	$ 7,000	$ 7,000	0.00%
53300 - Healthcare - Health Insurance	$ 89,873	$ 129,795	$ 125,395	$ 160,639	$ 319,267	$ 154,695	$ 213,390	$ 213,390	72.49%
53310 - Healthcare - Dental Insurance	$ 726,514	$ 732,083	$ 804,932	$ 742,246	$ 826,220	$ 365,369	$ 899,679	$ 899,679	40.61%
53320 - Healthcare - Life Insurance	$ 34,494	$ 42,029	$ 40,678	$ 57,705	$ 17,760	$ -	$ -	$ -	0.00%
53330 - Healthcare - Medical Expense Reimbursement	$ 163,392	$ 331,406	$ 447,562	$ 535,057	$ 270,665	$ 98,175	$ -	$ -	0.00%
53332 - MERP Claim Reimbursements	$ -	$ -	$ -	$ -	$ -	$ -	$ 1,055,600	$ 1,055,600	0.00%
53334 - MERP Administration Fees	$ -	$ -	$ -	$ -	$ -	$ -	$ 30,000	$ 30,000	0.00%
53340 - Healthcare - Medical Premium Reimbursement	$ 54,593	$ 55,424	$ 62,949	$ 83,841	$ 7,811	$ -	$ -	$ -	0.00%
53350 - Healthcare - MERP Shared Savings	$ 164,946	$ 14,316	$ -	$ -	$ -	$ -	$ -	$ -	0.00%
53380 - Healthcare - Wellness	$ -	$ -	$ (100,000)	$ (375,000)	$ (50,000)	$ -	$ -	$ -	0.00%
53400 - Employee Assistance Plan	$ -	$ -	$ -	$ -	$ -	$ 6,720	$ 12,000	$ 12,000	56.00%
53405 - HSA Employee Accounts	$ -	$ -	$ -	$ -	$ -	$ -	$ 91,500	$ 91,500	0.00%

Committee Revenue Expense Budget Report - by Account Detail

Through April 30, 2026 (41.7% YTD, 42.31% Payroll Expense through Pay Period Ending 04/25/2026)

***2021, 2022, 2023, 2024, 2025 DRAFT** and 2026 Actual Fiscal Year**

Department / Fund / Account Classification	2021 Actual Amount*	2022 Actual Amount*	2023 Actual Amount*	2024 Actual Amount*	2025 Actual Amount DRAFT**	2026 Actual Amount	2026 Amended Budget	2026 Adopted Budget	2026 YTD% Actual/Amended Budget
Personnel Services- Employee Benefits	**$ 29,762**	**$ 11,702**	**$ 64,766**	**$ 16,596**	**$ 10,383**	**$ 2,500**	**$ -**	**$ -**	**0.00%**
45000 - Healthcare Contribution	$ -	$ -	$ -	$ -	$ -	$ -	$ -	$ -	0.00%
45010 - Dental Contribution	$ -	$ -	$ -	$ 132	$ -	$ -	$ -	$ -	0.00%
45100 - FICA/SS Contribution	$ 5,012	$ 4,202	$ 8,216	$ 6,465	$ 383	$ -	$ -	$ -	0.00%
53381 - Healthcare - Wellness Refunds	$ 14,750	$ -	$ 46,550	$ -	$ -	$ -	$ -	$ -	0.00%
53385 - Financial Wellness	$ 10,000	$ 7,500	$ 10,000	$ 10,000	$ 10,000	$ 2,500	$ -	$ -	0.00%
001 General Fund									
Expenses	***$ -***	***$ -***	***$ -***	***$ -***	***$ 14,569,828***	***$ 6,206,398***	***$ 15,302,644***	***$ 15,302,644***	***40.56%***
Services	**$ -**	**$ -**	**$ -**	**$ -**	**$ 14,569,828**	**$ 6,206,398**	**$ 15,302,644**	**$ 15,302,644**	**40.56%**
45006 - General Fund Health Insurance County-Wide	$ -	$ -	$ -	$ -	$ 14,194,326	$ 6,046,009	$ 14,896,819	$ 14,896,819	40.59%
45016 - General Fund Departments Dental Insurance County-Wide	$ -	$ -	$ -	$ -	$ 375,501	$ 160,389	$ 405,825	$ 405,825	39.52%
900 Contingency									
001 General Fund									
Expenses	***$ -***	***$ -***	***$ 22,513***	***$ -***	***$ -***	***$ -***	***$ -***	***$ -***	***0.00%***
Contingency and Other	**$ -**	**$ -**	**$ -**	**$ -**	**$ -**	**$ -**	**$ -**	**$ -**	**0.00%**
85000 - Allowance for Budget Expense	$ -	$ -	$ -	$ -	$ -	$ -	$ -	$ -	0.00%
85030 - Allowance for Adult Board and Care	$ -	$ -	$ -	$ -	$ -	$ -	$ -	$ -	0.00%
85050 - Allowance For Autopsy Expense	$ -	$ -	$ -	$ -	$ -	$ -	$ -	$ -	0.00%
Personnel Services- Employee Benefits	**$ -**	**$ -**	**$ -**	**$ -**	**$ -**	**$ -**	**$ -**	**$ -**	**0.00%**
85020 - Allowance for Healthcare Expense	$ -	$ -	$ -	$ -	$ -	$ -	$ -	$ -	0.00%
85021 - Allowance for Dental Expense	$ -	$ -	$ -	$ -	$ -	$ -	$ -	$ -	0.00%
Personnel Services- Salaries & Wages	**$ -**	**$ -**	**$ -**	**$ -**	**$ -**	**$ -**	**$ -**	**$ -**	**0.00%**
85010 - Allowance for Employee Expense	$ -	$ -	$ -	$ -	$ -	$ -	$ -	$ -	0.00%
Transfers Out	**$ -**	**$ -**	**$ 22,513**	**$ -**	**$ -**	**$ -**	**$ -**	**$ -**	**0.00%**
99269 - Transfer to KaneComm Fund 269	$ -	$ -	$ 22,513	$ -	$ -	$ -	$ -	$ -	0.00%
Revenue	***$ (71)***	***$ (41,857)***	***$ 155,871***	***$ 196,271***	***$ 205,587***	***$ 29,076***	***$ 79,674***	***$ 79,674***	***36.49%***
Interest Revenue	**$ (71)**	**$ (41,857)**	**$ 155,871**	**$ 196,271**	**$ 205,587**	**$ 29,076**	**$ 79,674**	**$ 79,674**	**36.49%**
38000 - Investment Income	$ (71)	$ (41,857)	$ 155,871	$ 196,271	$ 205,587	$ 29,076	$ 79,674	$ 79,674	36.49%
Expenses	***$ -***	***$ -***	***$ -***	***$ -***	***$ -***	***$ -***	***$ 79,674***	***$ 79,674***	***0.00%***
Contingency and Other	**$ -**	**$ -**	**$ -**	**$ -**	**$ -**	**$ -**	**$ 79,674**	**$ 79,674**	**0.00%**

STATE OF ILLINOIS)
SS.
COUNTY OF KANE)

PRESENTATION/DISCUSSION NO. TMP-26-707

FY2027 BUDGET DISCUSSION

Kane County
General Fund - General Account

Dept #	Office/Department	Category	2024 Actual Amount	2025 Actual Amount	2026 Amended Budget	GOAL - 2027 Draft Budget (5% cut)
10	County Board	Office	$1,209,757	1,224,613	$1,231,515	$1,169,939
140	County Auditor	Office	282,428	356,498	381,107	362,052
150	Treasurer/Collector	Office	924,563	947,978	1,078,276	1,024,362
190	County Clerk	Office	5,062,179	5,104,292	5,878,776	5,584,837
210	Recorder	Office	618,282	683,402	712,403	676,783
230	Regional Office of Education	Office	376,276	412,507	398,262	378,349
240	Judiciary and Courts	Office	3,651,612	4,090,953	4,171,199	3,962,639
250	Circuit Clerk	Office	4,482,421	4,423,375	4,997,491	4,747,616
300	State's Attorney	Office	10,096,821	11,647,498	11,899,616	11,304,635
360	Public Defender	Office	4,513,737	4,817,795	5,100,236	4,845,224
380	Sheriff	Office	38,289,894	42,770,708	37,153,553	35,295,875
420	Merit Commission	Office	85,735	73,355	88,654	84,221
430	Court Services	Office	13,939,808	13,354,368	13,933,396	13,236,726
490	Coroner	Office	1,511,284	1,621,521	1,736,348	1,649,531
	Total Offices		**$85,044,797**	**$91,528,862**	**$88,760,832**	**$84,322,790**
40	Finance	Department	$1,271,162	1,413,296	$1,316,703	$1,250,868
60	Information Technologies	Department	4,067,554	4,319,866	4,902,414	4,657,293
800	Countywide - Technology	Technology - Software	1,943,201	2,068,349	2,494,510	2,369,785
800	Countywide - Postage	Postage	578,396	583,248	578,668	549,735
80	Building Management	Department	7,851,730	7,032,573	7,249,001	6,886,551
120	Human Resource Management	Department	245,588	243,485	252,993	240,343
170	Supervisor of Assessments	Department	1,097,711	1,123,301	1,219,362	1,158,394
510	Emergency Management Services	Department	607,914	632,352	582,446	553,324
670	Environmental Management	Department	656,449	726,304	687,539	653,162
690	Development	Department	1,300,375	1,400,621	1,202,461	1,142,338
	Total Departments		**$19,620,080**	**$19,543,394**	**$20,486,097**	**$19,461,792**
800	Transfer to Capital Projects	Transfer to Capital Projects	567,116	8,280,000		1,500,000
800	Countywide - Operational Support	ROE Lease	166,435	144,039	179,998	187,197
800	Transfer to KaneComm	Transfer to KaneComm	967,321	1,015,687	1,066,471	1,100,000
800	Debt Service	Debt Service	3,041,771	1,987,202	3,177,633	3,175,393
800	Transfer to other Special Revenue	Transfer to other Special Revenue	565,000			
800	Transfer to Economic Development Fund 400	ARPA Lost Recoupment Revenue	500,000	1,250,000	1,250,000	
850	County Health Dental Contributions for Employees	Health/Dental	13,626,951	14,569,828	15,302,644	16,755,302
	Total Other		**$19,434,594**	**$27,246,756**	**$20,976,746**	**$22,717,892**
	Total Expenses	**Total Expenses**	**$124,099,471**	**$138,319,012**	**$130,223,675**	**$126,502,475**

STATE OF ILLINOIS)
SS.
COUNTY OF KANE)

RESOLUTION NO. TMP-26-476

AUTHORIZING A VEHICLE REPLACEMENT PURCHASE FOR ANIMAL CONTROL

WHEREAS, Kane County Animal Control (KCAC) needs to replace a 2017 Ford F150 Transit Van due to advanced age, mileage, and increasing cost to repair; and

WHEREAS, KCAC has worked with the Purchasing Department to advertise Bid 26-016-TK (Ford Transit Cargo Van); and

WHEREAS, after receiving responses to Bid 26-016-TK, KCAC has determined that the lowest responsive and responsible bidder is Spirit Ford, Inc., who can deliver one (1), a 2026 Ford F150 Transit Van at a cost of fifty-three thousand three hundred and sixty-three dollars ($53,363.00); and

WHEREAS, this vehicle will meet the growing needs of KCAC by allowing for better transport on all road conditions, ability to tow an emergency trailer or equipment and better suited for emergency road conditions.

NOW, THEREFORE, BE IT RESOLVED by the Kane County Board that Kane County Animal Control is hereby authorized to purchase a 2026 Ford F150 Transit Van at a cost of fifty-three thousand three hundred and sixty-three dollars ($53,363.00) from Spirit Ford, Inc in accordance with BID# 26-016-TK.

Line Item: 290.500.500.70070
Line Item Description: Automotive Equipment
Was Personnel/Item/Service approved in original budget or a subsequent budget revision?Yes
Are funds currently available for this Personnel/Item/Service in the specific line item? Yes
If funds are not currently available in the specified line item, where are the funds available?
N/A

Passed by the Kane County Board on June 9, 2026.

_____	_____
John A. Cunningham, MBA, JD, JD	Corinne M. Pierog MA, MBA
Clerk, County Board	Chairman, County Board
Kane County, Illinois	Kane County, Illinois

Vote:

RESOLUTION / ORDINANCE EXECUTIVE SUMMARY ADDENDUM

Title
AUTHORIZING A VEHICLE REPLACEMENT PURCHASE FOR ANIMAL CONTROL

Committee Flow:
Public Health Committee, Administration Committee, Finance and Budget Committee, Executive Committee, County Board

Contact:
Brett Youngsteadt, DVM 630.232.3555

Budget Information:

Was this item budgeted? Yes	Appropriation Amount: $53,363.00
If not budgeted, explain funding source: N/A	
Was this item passed through the appropriate committee? Yes	

Summary:

Kane County Animal Control (KCAC) is in need of replacing its 2017 Ford F150 Transit Van with over 190,000 miles. Due to its age, mileage and expense for repair it is the recommendation of KDOT that this vehicle be replaced. KCAC is looking to purchase a 2026 Ford F150 Transit Van from Spirit Ford for a price of fifty-three thousand three hundred and sixty-three Dollars ($53,363.00).

Kane County
Vehicle Request Form

Section 1 – Department Information

Department: Animal Control	Division:	Date: 2/23/2026
Address: 4060 Keslinger Rd.	City: Geneva	Zip Code: 60134
Department Contact Person: Brett Y.	Title: Administrator	
Telephone: 630-232-3555	email: youngsteadtbrett@kanecountyil.gov	

Section 2 – Current Vehicle Information

This request is to: ☒ Replace an existing vehicle OR ☐ Add a new vehicle to the fleet

Does the replacement vehicle meet the County's replacement guidelines (age, mileage, reliability, maintenance and repair costs and conditions as calculated on the Replacement Guideline Calculation, attached)? ☒ Yes ☐ No

Vehicle being replaced:	Year: 2017	Make: Ford	Model: Transit Van
Vehicle Type: Van		V.I.N. #: 1FTYE1ZM3HKA40279	Current Mileage: 189,826 (as of 2/23/2026)
☐ Sedan		☐ Full size ☐ Intermediate ☐ Compact ☐ Police Pkg ☐ Special Equip.	
☐ SUV		☐ Full size ☐ Intermediate ☐ Compact ☐ 4x4 ☐ 4x2 ☐ Special Equip. Additional justification required for all SUV requests – please attach separate justification narrative	
☐ Pass. Van		☐ 7 passenger ☐ 12 passenger ☐ Special Equipment	
☒ Cargo Van		☐ mini van ☐ ¾-ton ☐ 1-ton ☒ Special Equipment	
☐ Pickup		☐ Compact ☐ 4x4 ☐ Standard Cab ☐ Short Box ☐ Special Equip. ☐ ½-ton ☐ 4x2 ☐ Extended Cab ☐ Long Box ☐ ¾-ton ☐ Crew Cab ☐ 1-ton	
Original Purchase Price: $43,615		Current Estimated Fuel Efficiency (miles per gallon):	

Section 3 – Requested Vehicle

What will be the primary use of this vehicle?

- ☐ Transportation of people Number of people:
- ☒ Emergency response
- ☒ Transportation of equipment, materials, or supplies (explain below)
- ☒ Transportation of both people and equipment, materials, or supplies (explain below)
- ☐ Other

Please explain the selection from the previous question
This is our animal control vehicle used for transporting animals, equipment and people to locations as needed.

Is this vehicle authorized for take-home use? ☒ Yes (explain below) ☐ No

This vehicle will be used by an on-call Warden, nights and weekend.

Vehicle will be assigned to: ☒ Specific Individual ☐ Work Group or Crew ☒ Motor Pool or Shared Use

How often will this vehicle be used: ☐ Multiple 8 hour shifts per day ☒ Daily ☐ Weekly ☐ Monthly ☐ Pool Car

Primary parking location of the requested vehicle: KCAC facility when not on-call

Type of Vehicle Requested	
☐ Sedan	☐ Full size ☐ Intermediate ☐ Compact ☐ Police Package ☐ Special Equipment
☐ SUV	☐ Full size ☐ Intermediate ☐ Compact ☐ 4x4 ☐ 4x2 ☐ Special Equipment Additional justification required for all SUV requests – please attach separate justification narrative
☐ Pass. Van	☐ 7 passenger ☐ 12 passenger ☐ Special Equipment
☒ Cargo Van	☐ mini van ☐ ¾-ton ☐ 1-ton ☒ Special Equipment
☐ Pickup	☐ Compact ☐ 4x4 ☐ Standard Cab ☐ Short Box ☐ Special Equipment ☐ ½-ton ☐ 4x2 ☐ Extended Cab ☐ Long Box ☐ ¾-ton ☐ Crew Cab ☐ 1-ton

Fuel Type (Choose One): ☒ Gasoline ☒ Gasoline/Electric Hybrid ☐ Diesel ☐ Flex-Fuel (E-85)

Projected average monthly mileage:

Fuel efficiency of replacement vehicle (miles per gallon - city and highway):

Is the vehicle(s) to be purchased from the Illinois state public bid list? ☒ Yes ☐ No
If no, why not?

When not in use, can this vehicle be used by other County employees outside department / office? ☐ Yes ☒ No (explain below)

This vehicle contains caging for animals.

Provide detailed description and justification for any special or miscellaneous equipment (e.g., trailer hitch, spot light, tool box, lift gate, partitions, etc.) requested.
This vehicle will be used to transport animals so must have the proper caging system in place to keep animals safe during transport.

Section 4 – Signatures

Requesting Department Director's / Elected Officer's Signature:	Date: 2/23/2026
Fleet Manager's Signature: Request ☒ Approved ☐ Denied Reason for denial:	Date: 2/23/26

2017 Ford Transit Van

REPLACEMENT GUIDELINES CALCULATION SHEET

Light Vehicle Replacement Guidelines

Factor	Points
Age 9	One point for each year of chronological age, based on in-service date.
Miles/Hours 18	One point for each 10,000 miles of use.
Type of Service 3	1, 3, or 5 points are assigned based on the type of service that vehicle receives. For instance, a police patrol car would be given a 5 because it is in severe duty service. In contrast, an administrative sedan would be given a 1.
Reliability 3	Points are assigned as 1, 3, or 5 depending on the frequency that a vehicle is in the shop for repair. A five would be assigned to a vehicle that is in the shop two or more times per month on average, while a 1 be assigned to a vehicle in the shop an average of once every three months or less.
Maintenance and Repair Costs 3	1 to 5 points are assigned based on total life maintenance and repair costs (not including repair of accident damage). A 5 is assigned to a vehicle with life M&R costs equal or greater to the 50% of vehicle's original purchase price or 100% of the trade-in value of the vehicle, while a 1 is given to a vehicle with life M&R costs equal to 20-percent or less of 50% its original purchase cost or 50% of the vehicle's trade-in value. (attach copies of repair estimates or written summary of required repairs and source(s) of estimates)
Condition 3	This category takes into consideration body condition, rust, interior condition, accident history, anticipated repairs, etc. A scale of 1 to 5 points is used with 5 being poor condition. (attach photograph)

Point Ranges

Under 18 points	Condition I	Excellent
18 to 22 points	Condition II	Good
23 to 27 points	Condition III	Qualifies for replacement
28 points and above	Condition IV	Needs immediate consideration

39

County of Kane
PURCHASING DEPARTMENT
KANE COUNTY GOVERNMENT CENTER

719 S. Batavia Avenue, Bldg. A
Geneva, Illinois 60134

Telephone: (630) 208-3803
Fax: (630) 208-5107

March 25, 2026

PROCUREMENT SYNOPSIS

Requesting Department:	Kane County Animal Control
Procurement Name:	Bid 26-016-TK Ford Transit Cargo Van
Recommended Vendors:	Spirit Ford, Inc
Awarded Amount:	$53,363.00

NOTIFICATION AND RESPONSE

Public Notices: Bidnet Direct and The Daily Herald

Advertising Date:	February 24, 2026	Notices sent/Plan Holders: 25/30
Proposal Due Date:	March 9, 2026	Proposals Received: 3

PURPOSE

This bid seeks authorized dealers to furnish and deliver one (1) complete unit of the following vehicles: 2026 Ford Transit T150 Cargo Van, 2026 Ford F150, F250, and 2026 Ford Explorer, or "Approved Equal". This is an all-inclusive, quick-turnaround bid based on an as-needed purchase for various Kane County departments. The following bids were received:

Vendors	Main Bid	Alternate 1	Alternate 2	Alternate 3	Alternate 4
	2026 – Ford Transit 150 AWD, EcoBoost	2026 – Ford Explorer	2026-Ford F150 4x4 SC, 145" 5.5 Bx	2026-Ford F150 4x4 SC, 141" 8.5 Bx	2026-Ford F250 XL 4x4, 6.5', 8.0 Bx
Spirit Ford, Inc.	$50,948.00 **	$37,698	$44,924	$40,868	$51,617
** 2026-Ford Transit T150 – 3.5L V6, PFDI Engine = $50,948					
(*) 2026-Ford Transit T150 – 3.5L V6, EcoBoost Engine = ***$53,363.00***					
Vogler Motor Co.	$53,589.68	$38,059.68	$44,765.68	$40,460.68	$51,589.68
GovMark, LLC	$51,998.00 **	$49,948	$51,494	$46,996	$59,994
** 2025-Ford Transit T150 – 3.5L V6, PFDI Engine = $51,998 with 1000 miles.					
(*) 2026-Ford Transit T150 – 3.5L V6, EcoBoost Engine = $54,395					

Kane County Animal Control and staff evaluated all bids per specifications, contract requirements, and determined that Spirit Ford, Inc., is the lowest responsive and responsible vendor to furnish and deliver one (1) 2026 Ford Transit T150 Cargo Van, EcoBoost V6 Engine.

Kane County Animal Control, with the support of the Purchasing Department, recommends awarding this purchase contract to Spirit Ford, Inc. of Dundee, MI., pending approval by the Committee and the full Kane County Board.

Submitted By:
Timothy Keovongsak
Director of Purchasing

cc: Animal Control Facility

STATE OF ILLINOIS)
SS.
COUNTY OF KANE)

RESOLUTION NO. TMP-26-661

AUTHORIZING YOUTH SUBRECIPIENT AGREEMENTS FOR WORKFORCE INNOVATION AND OPPORTUNITY ACT PROGRAMS FOR PROGRAM YEAR 2026

WHEREAS, the County of Kane administers annual allocations of federal workforce development funding provided by the Illinois Department of Commerce and Economic Opportunity (DCEO) for Local Workforce Innovation Area 5 (LWIA 5), which includes Kane, Kendall, and DeKalb Counties; and

WHEREAS, such funding is authorized under the Workforce Innovation and Opportunity Act (WIOA) and supports career and employment readiness services, work-based learning opportunities, and occupational skills training for eligible youth participants; and

WHEREAS, the County anticipates receipt of a formula allocation under WIOA for Program Year 2026 (July 1, 2026 through June 30, 2027) to provide services to in-school and out-of-school youth throughout LWIA 5; and

WHEREAS, the County has historically contracted with qualified outside entities to deliver in-school and out-of-school youth programming throughout the three-county service area; and

WHEREAS, in accordance with applicable federal, state, and county procurement requirements, the County published a Request for Proposals (RFP) to solicit qualified providers with the demonstrated capacity to deliver youth services in LWIA 5; and

WHEREAS, the Workforce Development Department reviewed and evaluated all proposals received in accordance with the established scoring criteria, including provider experience, demonstrated capacity, program design, and past performance; and

WHEREAS, the Workforce Development Board and Youth Committee reviewed the results of the competitive procurement process and recommended the providers listed below for Program Year 2026 youth services funding.

NOW, THEREFORE, BE IT RESOLVED by the Kane County Board that the Director of Workforce Development is hereby authorized to negotiate and execute all necessary subrecipient agreements and related documents with the entities listed below, in forms approved by the State's Attorney's Office, to carry out the activities and services described in the Youth Services RFP for Program Year 2026, in amounts not to exceed the following:

Provider	Youth Activity	Up to Amount
Business and Career	Out-of-School	$360,000
Elgin Community College	In & Out of School	$465,000
Grundy/Kendall ROE	In & Out of School	$235,000
Kishwaukee College	Out-of-School	$462,000
Parents Alliance	Out-of-School	$247,000
Waubonsee Community College	Out-of-School	$444,000
World Relief	In & Out of School	$250,000

Total: $2,463,00.00

Line Item: WIOA Grant Funds
Line Item Description: WIOA Grant Funds
Was Personnel/Item/Service approved in original budget or a subsequent budget revision? N/A
Are funds currently available for this Personnel/Item/Service in the specific line item? Yes.
If funds are not currently available in the specified line item, where are the funds available?
N/A

Passed by the Kane County Board on June 9, 2026.

_____
John A. Cunningham, MBA, JD, JD
Clerk, County Board
Kane County, Illinois

_____
Corinne M. Pierog MA, MBA
Chairman, County Board
Kane County, Illinois

Vote:

RESOLUTION / ORDINANCE EXECUTIVE SUMMARY ADDENDUM

Title

Authorizing Youth Subrecipient Agreements for Workforce Innovation and Opportunity Act Programs for Program Year 2026

Committee Flow:
Jobs Committee, Finance and Budget Committee, Executive Committee, County Board

Contact:
Adam Schauer, 630.208.5351

Budget Information:

Was this item budgeted? N/A	Appropriation Amount: $2,463,000
If not budgeted, explain funding source: N/A	
Was this item passed through the appropriate committee? Yes.	

Summary:

This resolution authorizes the Kane County Workforce Development Department to enter into subrecipient agreements for Program Year 2026 Youth Services under the Workforce Innovation and Opportunity Act (WIOA). These agreements support the delivery of in-school and out-of-school youth programming across Local Workforce Innovation Area 5 (LWIA 5), which includes Kane, Kendall, and DeKalb Counties. WIOA Youth funding supports workforce readiness, academic and career exploration, occupational skills training, work-based learning, and supportive services for eligible youth facing barriers to employment and education. Services are designed to improve educational attainment, employment outcomes, and long-term economic mobility for young people throughout the region.In accordance with federal, state, and county procurement requirements, the Workforce Development Department issued a competitive Request for Proposals (RFP) to identify qualified providers with the demonstrated capacity to deliver youth services throughout the three-county area. Proposals were reviewed and scored based on provider experience, program design, service capacity, and past performance. Funding recommendations were reviewed and approved by the Workforce Development Board and Youth Committee.This resolution authorizes the Director of Workforce Development to negotiate and execute subrecipient agreements with seven recommended providers for Program Year 2026 in an amount not to exceed $2,463,000, contingent upon final award and availability of WIOA funds from the Illinois Department of Commerce and Economic Opportunity (DCEO). These agreements ensure continuity of youth workforce programming and support the County’s ongoing commitment to preparing young people for successful participation in education, training, and employment.

STATE OF ILLINOIS)
SS.
COUNTY OF KANE)

RESOLUTION NO. TMP-26-649

AUTHORIZING ADULT AND DISLOCATED WORKER SUBRECIPIENT AGREEMENTS FOR WORKFORCE INNOVATION AND OPPORTUNITY ACT PROGRAMS FOR PROGRAM YEAR 2026

WHEREAS, the County of Kane administers annual allocations of federal workforce development funding provided by the Illinois Department of Commerce and Economic Opportunity (DCEO) for Local Workforce Innovation Area 5 (LWIA 5), which includes Kane, Kendall, and DeKalb Counties; and

WHEREAS, such funding is authorized under the Workforce Innovation and Opportunity Act (WIOA) and supports career and employment services, occupational skills training, work-based learning opportunities, and supportive services for eligible adult and dislocated worker participants; and

WHEREAS, the County anticipates receipt of formula allocations under WIOA for Program Year 2026 (July 1, 2026 through June 30, 2027) to provide workforce services to eligible adult and dislocated worker participants throughout LWIA 5; and

WHEREAS, the County has historically contracted with qualified outside entities to deliver adult and dislocated worker programming throughout the three-county service area; and

WHEREAS, in accordance with applicable federal, state, and county procurement requirements, the County published a Request for Proposals (RFP) to solicit qualified providers with the demonstrated capacity to deliver adult and dislocated worker services in LWIA 5; and

WHEREAS, the Workforce Development Department reviewed and evaluated all proposals received in accordance with the established scoring criteria, including provider experience, demonstrated capacity, program design, and past performance; and

WHEREAS, the Workforce Development Board reviewed the results of the competitive procurement process and recommended the providers listed below for Program Year 2026 Adult and Dislocated Worker services funding.

NOW, THEREFORE, BE IT RESOLVED by the Kane County Board that the Director of Workforce Development is hereby authorized to negotiate and execute all necessary subrecipient agreements and related documents with the entities listed in Exhibit A, subject to the review and advisement of the State's Attorney's Office, to carry out the activities and services described in the Adult and Dislocated Worker Services RFP for Program Year 2026, in amounts not to exceed those amounts listed in Exhibit A.

Line Item: WIOA Grant Funding
Line Item Description: WIOA Grant Funding
Was Personnel/Item/Service approved in original budget or a subsequent budget revision? N/A
Are funds currently available for this Personnel/Item/Service in the specific line item? Yes.
If funds are not currently available in the specified line item, where are the funds available?
N/A

Passed by the Kane County Board on June 9, 2026.

_____	_____
John A. Cunningham, MBA, JD, JD	Corinne M. Pierog MA, MBA
Clerk, County Board	Chairman, County Board
Kane County, Illinois	Kane County, Illinois

Vote:

Exhibit A

Provider	Award Type	Service Summary	Up to Amount
APS Training Academy	Renewal	Job Readiness Training/Workshops	$100,000
Elgin Community College	New (RFP)	Career & Training Services	$400,000
Kishwaukee College	Renewal (IGA)	Worker Training Services	$50,000
LaunchPad Inc.	Renewal	CRM System	$50,000
MSW Coach Education	Renewal	Job Readiness Training/Workshops	$100,000
Operator Consortium	Renewal	One-Stop Services	$48,104
Quad County Urban League	New (RFP)	Career & Training Services, Work based learning, (Special Pop: Justice Impacted	$300,000
Waubonsee Community College	NEW (RFP)	Career & Training Services, Work based learning	$500,000
Weston Bridges	NEW (RFP)	Career & Training, Work based learning, (Special Pop: Disabled)	$350,000

Total: $1,898,104.00

RESOLUTION / ORDINANCE EXECUTIVE SUMMARY ADDENDUM

Title

Authorizing Adult and Dislocated Worker Subrecipient Agreements for Workforce Innovation and Opportunity Act Programs for Program Year 2026

Committee Flow:
Jobs Committee, Finance and Budget Committee, Executive Committee, County Board

Contact:
Adam Schauer, 630.208.5351

Budget Information:

Was this item budgeted? N/A	Appropriation Amount: $N/A
If not budgeted, explain funding source: N/A	
Was this item passed through the appropriate committee? WIOA Grant Funding through DCEO	

Summary:

This resolution authorizes the Kane County Workforce Development Department to enter into subrecipient agreements and service contracts for Program Year 2026 Adult and Dislocated Worker programming under the Workforce Innovation and Opportunity Act (WIOA). These agreements support the delivery of career, training, work-based learning, one-stop operator, and workforce system support services across Local Workforce Innovation Area 5 (LWIA 5), which includes Kane, Kendall, and DeKalb Counties.

WIOA Adult and Dislocated Worker funding supports workforce services for unemployed, underemployed, and dislocated workers seeking employment, occupational training, career advancement, and reemployment support. Services funded through these agreements include career and training services, customized job readiness workshops, work-based learning, one-stop operator services, and customer relationship management (CRM) system support necessary to operate the local workforce system.
In accordance with federal, state, and county procurement requirements, the Workforce Development Department issued a competitive Request for Proposals (RFP) for Adult and Dislocated Worker service delivery and evaluated responses based on provider experience, program design, service capacity, and past perfom1ance. Additional renewal agreements are included for specialized training, system operations, and infrastructure support necessary to maintain continuity of service delivery across the three-county region. Funding recommendations were reviewed and approved by the Workforce Development Board.

This resolution authorizes the Director of Workforce Development to negotiate and execute agreements with the recommended providers and service partners for Program Year 2026 in a total amount not to exceed $1,898,104, contingent upon final award and availability of WIOA funds from the Illinois Department of Commerce and Economic Opportunity (DCEO). Approval of this resolution ensures continuity of Adult and Dislocated Worker workforce services and supports the County's ongoing commitment to providing responsive, high-quality workforce programming throughout LWIA 5.

STATE OF ILLINOIS)
SS.
COUNTY OF KANE)

RESOLUTION NO. TMP-26-636

APPROVING RFQ 26-033 WITH GETRESQ911 FOR TEMPORARY CERTIFIED 9-1-1 TELECOMMUNICATOR STAFFING

WHEREAS, KaneComm is responsible for handling incoming emergency and non-emergency calls for police, fire, and medical services, and deploying those agencies; and

WHEREAS, KaneComm is currently experiencing a staffing shortage due to current vacancies, and normal hiring and the six-to-nine-month training program will not provide immediate coverage necessary to maintain operations and provide schedule relief to existing personnel; and

WHEREAS, in order to meet necessary minimum staffing requirements and reduce excessive, long mandated overtime shifts for current staff, KaneComm has an immediate and urgent need for temporary certified 9-1-1 Telecommunicator staffing to prevent disruption to essential public safety services; and

WHEREAS, KaneComm issued a Request for Qualifications (RFQ) 26-033 for temporary certified 9-1-1 Telecommunicator staffing services, and based on the evaluation of the responses, getResQ911 was selected as the most qualified vendor; and

WHEREAS, KaneComm has the determined the need to contract with getResQ911 for a one (1) year term, with two (2) optional one (1) year extensions to ensure continuity of operations and temporary staffing services; and

WHEREAS, KaneComm previously entered into an agreement with getResQ911 through an Emergency Purchase Affidavit on April 3rd, 2025 and have agreed to utilize the same terms and conditions of the agreement that were authorized in Resolution 25-146.

NOW, THEREFORE, BE IT RESOLVED that the Kane County Board hereby approves of the award of RFQ 26-033 to getResQ911 for the provisions of services and terms set forth in RFQ 26-033 as well as the terms of the agreement ratified via Resolution 25-146.

Line Item: 269.425.426.40000
Line Item Description: Salaries/Wages
Was Personnel/Item/Service approved in original budget or a subsequent budget revision? yes
Are funds currently available for this Personnel/Item/Service in the specific line item? yes
If funds are not currently available in the specified line item, where are the funds available?
n/a

Passed by the Kane County Board on June 9, 2026.

_____	_____
John A. Cunningham, MBA, JD, JD	Corinne M. Pierog MA, MBA
Clerk, County Board	Chairman, County Board
Kane County, Illinois	Kane County, Illinois

Vote:

RESOLUTION / ORDINANCE EXECUTIVE SUMMARY ADDENDUM

Title

Approving RFQ 26-033 with getResQ911 for Temporary Telecommunicator Staffing

Committee Flow:
Judicial Public Safety Committee, Finance and Budget Committee, Executive Committee, County Board

Contact:
Michelle Guthrie, 630.232.5988

Budget Information:

Was this item budgeted? Yes	Appropriation Amount: $N/A
If not budgeted, explain funding source: Salaries and Wages	
Was this item passed through the appropriate committee? Yes	

Summary:

KaneComm is seeking a resolution for approval of RFQ 26-033 for temporary certified 9-1-1 telecommunicator staffing with getResQ911. The RFQ follows Kane County procurement requirements and will allow services for a one (1) year term with two (2) optional one (1) year extensions. The services of agreement were approved in Resolution 25-146. RFQ 26-033 has thesame services and terms approved through the resolution.

KaneComm's priority remains focused on the hiring process to fill multiple vacancies on the team.

County of Kane
PURCHASING DEPARTMENT
KANE COUNTY GOVERNMENT CENTER

719 S. Batavia Avenue, Bldg. A.
Geneva, Illinois 60134

Telephone: (630) 232-5929
Fax: (630) 208-5107

April 29, 2026

PROCUREMENT SYNOPSIS

Requesting Department:	Kane County Emergency Communications (KaneComm)
Procurement Name:	RFQ #26-033-TK – 9-1-1 Contracted Temporary Emergency Staff Provider
Recommended Vendor:	getResQ911, LLC

NOTIFICATION AND RESPONSE

Public Notices: ● County of Kane's Web site ● The Daily Herald

Advertising Date:	April 13, 2026	Notices sent/Plan holder: 34/34
Bid Due Date:	April 24, 2026	Proposal Received: 3

PURPOSE

This contract seeks qualified firms or staffing agencies to establish a service contract for the provision of certified temporary on-site 9-1-1 telecommunicator staffing and support services for the Kane County Emergency Communications Department ("KaneComm").

A total of three (3) Statements of Qualifications were received and evaluated by KaneComm per specifications, offers, and contract requirements, and scored them based on the criteria important to the required services. KaneComm and the evaluation team, upon completing their evaluation, reached a consensus that getResQ911, LLC was the most responsive to the RFQ and would provide the required services at the highest quality and value.

Selection Criteria: ●Qualifications, Offers, Capability to perform contract requirements (40%) ●Understanding of Project and Scope of Services (30%) ●Cost Proposal (20%) ●References (10%)

SCORING SUMMARY

VENDORS	RANK	TOTAL AVERAGE EVALUATED SCORES
GETRESQ911, LLC – PARKER, CO	**1**	**89%**
HEALTHPRO INNOVATIONS WORKFORCE – OAKBROOK TERRACE, IL	2	76%
MOETIVATIONS, INC – LITTLETON, CO	3	64%

This is a one (1) year contract with an option for four (4) additional one-year renewal periods if mutually agreed upon by both parties.

Based on the Vendor's qualifications and offer, including scope of services, capabilities, experience, proposal compliance, and cost, the evaluation team recommends awarding this service contract to getResQ911, LLC of Parker, CO, pending approval by the Committee and the full Kane County Board.

Submitted By:
Tim Keovongsak, CPPB
Director of Purchasing

cc: KaneComm

PROFESSIONAL SERVICES AGREEMENT
GENERAL CONDITIONS

This Professional Services Agreement ("Agreement") is entered into as of the date executed ("Effective Date"), by and between **GetResQ911**, a Colorado Limited Liability Company ("Company") with an address of 12268 Eastern Pine Lane, Parker, Colorado 80138, and the undersigned Client , Kane County, IL Emergency Communications as identified further under the included Scope of Work.

WHEREAS, Client desires to obtain professional staffing services from Company, to supply subcontractors to Client's 911 dispatch and call centers on the terms identified further in the Scope of Work;

WHEREAS, Company desires to provide professional Services to Client on the terms herein;

FOR AND IN CONSIDERATION OF the mutual premises herein, Company and Client agree as follows:

1. **Term.** Unless sooner terminated in accordance with the terms of this Agreement, this Agreement shall begin on the date of signature by Client and shall continue until Company's completion of the Services as outlined in the attached Scope of Work.

2. **Services.** Client engages Company on a non-exclusive basis to provide professional staffing services for its dispatch and call centers. Client acknowledges that Company shall be solely responsible for identifying and recruiting temporary staff members, which shall serve as subcontractors to this master Agreement. Client shall not reach any agreements for professional services with the subcontracted staff members, unless the contractual relationship with Company has terminated as provided in this Agreement. Client acknowledges that all compensation due to any subcontractor shall be payable through Company, which shall thereafter be responsible for payment to the subcontractor.

3. **Limitation of Services; Substitute Staffing.** Company shall not be responsible for any of the following, unless otherwise denoted on the attached Scope of Work:

   (i) Day-to-day scheduling or other administration of Client's facilities, including staff schedules;
   (ii) Criminal or other background testing for any subcontractor, as may be required by Client or its security personnel, beyond any voluntary background check that Company may produce and provide to Client;
   (iii) Drug or alcohol testing;
   (iv) Distribution of Client rules, regulations, site training or conduct materials, or any other staffing document specific to Client's worksite; or
   (v) Disciplinary action for any subcontractor as a result of the above-referenced rules and requirements.

   Additionally, Company shall be solely responsible for arranging any substitute staffing, if a subcontractor is unable to fulfill its duties under this Agreement due to accident, illness, or any

other circumstances; provided, however, that Client shall not be responsible for payment of any shifts that a subcontractor is unable to fulfill.

4. **Discharge of Subcontractor**. Client shall have the right to discharge any subcontractor in the event that subcontractor's performance is below acceptable standards. Prior to discharge, Client will provide a reasonable amount of coaching and counseling. Company shall be notified of any needed coaching and counselling. If that does not adequately bring a subcontractor's performance or conduct based deficiencies up to an acceptable standard, the Client will provide Company 7-days' notice of termination. Client may limit or discontinue use of the subcontractor during the 7-day notice period. No 7-day notice is required where life safety issues are identified and clearly articulated, and Client agrees to notify Company as soon as reasonably possible in that circumstance.

5. **Deposit.** The parties may agree to an advance deposit of fees and expenses payable to Company, prior to the commencement of any Services contemplated herein. Client shall pay any agreed, advance deposit at the time and in the manner specified by Company. Company shall hold any deposit and leverage the funds towards payment of the contractual compensation due for services rendered by any subcontractors.

6. **Costs and Terms of Payment.** Client, upon authorizing the commencement of Services by Company, hereby consents to the estimate of professional fees and expenses contained in the Scope of Work. Client shall compensate Company at the times and upon the terms established in the Scope of Work. For any additional Services rendered by Company, including its subcontractors, in excess of the Scope of Work, Company shall be entitled to additional compensation and shall issue invoices for the Services rendered, at the rates and for the amounts contained in the agreed Scope of Work. All invoices shall be due upon signing of transmittal, unless otherwise annotated on the invoice instrument. Client's failure to pay any required fees or expenses for Services shall be grounds for Company to take reasonable and necessary steps to collect any amounts due, including payment of any court costs, collection fees, and attorney fees incurred therewith. For any amount that is not paid within thirty (30) days of Invoice or other written notice, the balance owed by Client shall accumulate interest at the rate of one percent (1%) per month. Client acknowledges that a $100.00 fee shall be issued for any checks returned due to insufficient funds.

7. **Change Orders; Overtime.** The timeframe between the effective date of this Agreement and the completion of the Services identified in the Scope of Work shall be known as the "Contract Term." The Contract Term shall be adjusted by the amount of subcontractor time or compensation, should there be changes affecting a subcontractor's performance including: (i) sickness, injury, or other circumstance preventing the subcontractor from performing Services; (ii) requirement for additional staffing hours by Client; (iii) requirement for overtime hours by any subcontractor; or (iv) change to the scope of staffing Services to be rendered by a subcontractor or Company. The Parties shall address the necessity and terms of modified Services via Change Order, which shall be reduced to writing between the parties. The parties shall discuss the terms of any Change Order to the Scope of Work and neither party shall unreasonably withhold signature thereupon.

   Client acknowledges that all staffing hours, for purposes of compensation, shall be predetermined with Company and itemized in a Scope of Work. Client shall notify Company in writing if subcontractor accepts overtime hours in order to initiate a Change Order to current contract.

8. **Personnel.** Company shall be solely responsible for identifying, recruiting, and overseeing placement of any subcontractors for the professional Services under this Agreement. Company shall take all necessary and reasonable steps to locate replacement personnel for Client if a subcontractor becomes unable to fulfill its obligations for any reason, but Client's only recourse against Company for the same is that Client is not responsible for payment of compensation for any time that a subcontractor could not fulfill its duties.

9. **Client Representations & Covenants.** Client shall ensure that all necessary documentation, including site rules, regulations, handbooks, and training materials, are provided to any subcontractor supplied by Company in accordance with this Agreement. Client is solely responsible to ensure that any subcontractor is informed, and updated as applicable, regarding rules governing the performance of Services. Client is solely responsible for any disciplinary actions involving a breach of rules, but must immediately notify Company in writing of the circumstances of such breach, including applicable punishment or recommended course of action (including permanent removal from the dispatch or call center).

10. **Reporting & Site Evaluations.** Client shall provide periodic reports to Company regarding any subcontractors providing Services under this Agreement, including the dates and hours of work for each subcontractor, any call-outs or sick days, any overtime hours and applicable compensation (following authorization by Company), and any other information the parties deem necessary for the oversight and compensation of Services. As agreed, Company shall be entitled to perform on-site evaluations to meet with Company representatives and evaluate the performance of any subcontractors.

11. **Accuracy of Information.** Client shall provide to Company in a timely manner any information Company indicates is needed to perform the Services. Company shall be entitled to rely solely on the accuracy and completeness of all information furnished by Client and its representatives regarding the Services. Any claims or damages resulting from inaccurate information shall be the sole responsibility of the Client.

12. **Authorized Representative.** Client shall designate a single Authorized Representative to act as agent throughout the Term. All information, requests, and other matters related to the agreed Services shall be communicated via the Authorized Representative. Client shall immediately communicate any changes to the Authorized Agent to Company.

13. **Performance by Contractors, Subcontractors and Suppliers.** Company shall not be required to make exhaustive, extensive, or continuous on-site or off-site inspections of the work except to the extent that such inspections are expressly specified in the description of the scope of the Services to be undertaken by Company. No acceptance or approval by Company of the work of contractors, subcontractors, or suppliers, whether express or implied, shall relieve contractors, subcontractors or suppliers. Except to the extent this Agreement expressly provides otherwise, the rights and remedies under this Agreement are cumulative and are in addition to and not in substitution for any other rights and remedies available at law, in equity, or otherwise of their obligations for the proper performance of their work.

14. **Court Appearances.** Whereas, the Subcontractor may be required to appear in court in connection with services provided under a getResQ911 contract, the parties agree as follows:

    - **Accountability for costs.** The Client agrees to be fully responsible for all reasonable costs and expenses incurred by the subcontractor associated with the subcontractors requirement to appear in court, including but not limited to legal fees, travel expenses, accommodation, and compensation for time spent.
    - **Reimbursement terms.** The Client agrees to reimburse the subcontractor within 30 days within the date of submission of the documentation and receipts for incurred costs.

15. **Insurance.** Company shall procure and maintain at its cost the following minimum insurance coverages: Commercial General Liability insurance, occurrence-based, shall have minimum limits of (a) $1,000,000 each occurrence and (b) $1,000,000 aggregate. Company shall provide Client with a certificate or endorsement that demonstrates compliance with the above insurance requirements. To the extent any loss or damage is covered by the other party's insurance and amounts are actually paid, Client and Company hereby waive all rights against the other and all additional insureds and their respective officers, managers, members, employees, agents, subcontractors, suppliers and their respective successors and assigns, for such loss and damage, except such rights that Client or Company may have to the proceeds of such insurance held by said parties as fiduciaries.

16. **Limitation of Liability.** Regardless of the presence or absence of insurance coverage, Company shall not be liable for loss or damage occasioned by delays, or for loss of earnings, loss of use, loss of production, or incidental or consequential damages suffered by Client or others, however caused. The recourse of Client or its successors or assigns against Company with respect to the alleged breach by or on the part of Company shall extend only to Company, and no personal liability or personal responsibility of any sort with respect to any alleged breach thereof is assumed by, or shall at any time enforceable against Company's directors, officers, managers, members, employees, agents, beneficiaries, trustees or representatives.

17. **Indemnification..** Company shall indemnify, defend and hold harmless the Client and any of its officers, directors, agents and employees from and against all losses, damages, expenses, actions, proceedings, demands, costs and claims, including but not limited to reasonable legal fees and expenses suffered by the Client or any third party, where such loss, damage, or claim is the result of a wrongful action, negligence or willful misconduct by Company or its employees or agents.

18. **Termination / Expiration.** Client and Company each have the right, at any time, to terminate this Agreement by giving at least thirty (30) days' written notice to the other party, such notice to be communicated via email to Company's representative. Unless an advance, nonrefundable deposit is paid, no cause shall be required. If an advance, nonrefundable deposit is paid to Company, termination by either party must be for cause, including: (i) the death of the Client or dissolution of Company; (ii) upon Client's material breach of this Agreement, including the failure to pay any amount due and owing; (iii) upon the mutual, written agreement of Client and Company; and/or (iv) upon Client's abandonment of Services for a period of thirty or more days.

Irrespective of the notice requirements identified above, Company may terminate this Agreement immediately and without prior notice to Client if Client makes any request that violates state or federal laws / regulations governing the Services contemplated herein.

If Company's service is terminated for any reason other than a material breach of the terms and conditions of this Agreement, Client shall be responsible for payment of all Services performed by Company through the date of termination, all reasonable demobilization costs, and all expenses incurred or obligated at the date of termination. Expiration of this Agreement does not nullify Client's obligation to pay for all Services and expenses incurred through the date thereof.

19. **Employment Liquidated Damages**. Client acknowledges that any contracted Services shall only be performed in accordance with the Scope of Work, including volume of hours committed to each subcontractor. Client shall not, without the prior written consent of Company, negotiate or commence performance of additional Services by subcontractor outside the scope of this Agreement, during the term of Services. Any additional Services provided by any subcontractor outside the scope of this Agreement, without consent, shall be a material breach of contract.

    Client acknowledges that Company has invested considerable time, effort, and cost in establishing its subcontractors and staffing relationships with Clients, and that a subcontractor's early termination of their agreement with Company will result in irreparable harm to Company's operations. Accordingly, Client acknowledges that if it, without the prior consent of Company, establishes W-2 employment with any subcontractor during the Term or establishes a separate independent contractor relationship with the subcontractor during the Term, then Client shall be entitled to compensation of $25,000 designated as a 'buyout' during term. Client acknowledges this 'buyout' provision is reasonable and necessary for the protection of Company's interests, and that such restriction is not unduly burdensome. Company and Client agree that any 'buyout' due Company shall be payable from the Client as joint and several liability.

    This restriction shall not apply to any offers for employment or separate independent contractor relationship established between Client and any subcontractor after expiration of the Term herein.

20. **Third-Party Beneficiaries.** Nothing in this Agreement shall be interpreted or construed as giving any rights or benefits to anyone other than Company and Client, unless such third party has been expressly designated as a third-party beneficiary in this Agreement.

21. **Independent Contractor.** In connection with this Agreement, each party is an independent contractor and as such will not have any authority to bind or commit the other. Nothing herein shall be deemed or construed to create a joint venture, partnership, fiduciary or agency relationship between the parties for any purpose.

22. **Notices.** Any notice or other communication given pursuant to this Agreement shall be in writing to the individual (or its/his/her successor) who executed this Agreement and shall be effective when delivered by electronic mail, with confirmation of delivery. Either party may designate a different email address by notice to the other given in accordance herewith.

23. **Non Assignment.** This Agreement may not be assigned by any party in whole or in part, even by operation of law, in a merger or stock or asset sale, without the express written permission of the other parties.

24. **Survival of Terms.** Regardless of the circumstances of termination or expiration of this Agreement, the obligations of the parties under this Agreement that by their nature continue beyond the expiration of this Agreement shall survive any termination or cancellation of this Agreement.

25. **Equitable Remedies.** Each party to this Agreement acknowledges that its breach or threatened breach of any of its obligations under this Agreement would give rise to irreparable harm to the other parties and monetary damages would not be an adequate remedy. Therefore, each party to this Agreement agrees that if any party breaches or threatens to breach any of its obligations, each of the other parties to this Agreement will be entitled to equitable relief, including a temporary restraining order, an injunction, specific performance, and any other equitable relief available from a court of competent jurisdiction (without any requirement to post bond). These equitable remedies are in addition to all other rights and remedies that may be available in respect of the breach.

26. **Governing Law and Severability.** This Agreement shall be governed by Illinois law. If any term, condition or provision of this Agreement or the application thereof to any circumstances is determined to be invalid or unenforceable to any extent, the remaining provisions of this Agreement shall not be affected and shall remain fully enforceable and valid.

27. **Remedies Cumulative.** Except to the extent this Agreement expressly provides otherwise, the rights and remedies under this Agreement are cumulative and are in addition to and not in substitution for any other rights and remedies available at law, in equity, or otherwise. No waiver by a party of any default by the other will operate as, or be construed as, a waiver of any future default, whether like or different in character.

28. **Entire Agreement.** This Agreement sets forth the entire understanding between the parties hereto and supersedes all prior agreements, arrangements and communications, whether oral or written, with respect to the subject matter hereof. Any amendment must be reduced to writing and expressly agreed to as between the parties.

29. **Cooperative Purchasing.** To the extent permitted by law, the terms of this Agreement may be offered to other State and Local agencies. Orders and SOWs entered into by those 3rd parties are independent agreements between the 3rd party and getResQ911 LLC and do not affect this agreement or any Order or SOW between getResQ911 and the Client.

NON-DISCLOSURE AGREEMENT

30. **Non-Disclosure Agreement.** Without limiting the applicability of any other agreement to which either party is subject, neither may, directly or indirectly disclose or use any Confidential Information at any time during or after the Term of this Agreement. This restriction includes the use of Confidential Information for personal, commercial, or proprietary advantage or profit.

Each party shall take all appropriate steps to safeguard any received information and to protect it against disclosure, misuse, espionage, loss, and theft. Upon a disclosing party's request, the receiving party will promptly return or destroy all copies of the Confidential Information.

31. **Confidential Information Defined.** For purposes of this Agreement, *Confidential Information* means trade secrets, proprietary information, and other information belonging to a party or any subsidiary or affiliate of such party that are not generally known to the public, including information about business plans, financial statements, and other information provided under this Agreement, operating practices and methods, expansion plans, strategic plans, marketing plans, contracts, customer lists, or other business documents that the disclosing party or any subsidiary or affiliate treats as confidential, in any format whatsoever including oral, written, and electronic. The parties stipulate that Confidential Information derives independent economic value, actual or potential, from not being generally known to the public or to other persons who can obtain economic value from its disclosure or use and is the subject of secrecy efforts that are reasonable to uphold under the circumstances. All Confidential Information is and will remain Company's sole property. Any breach of a receiving party's duties with regard to the Confidential Information is a material breach of this Agreement.

32. **Certain Information Not Considered Confidential.** The restrictions of this Agreement do not apply to Confidential Information that: (i) is or becomes generally available to the public other than as a result of a disclosure by the receiving party in violation of this Agreement; (ii) is or becomes available to the receiving party on a nonconfidential basis before its disclosure in compliance with this Agreement; or (iii) is or has been independently developed by a party without using Confidential Information.

33. **Permitted Disclosures.** Nothing in this Agreement prevents a receiving party from disclosing Confidential Information: (i) upon the order of any court or administrative agency, upon the request or demand of any regulatory agency or authority having jurisdiction over either party, or to the extent compelled by legal process or required or requested under subpoena, interrogatories, or other discovery requests, or required by law; (ii) as necessary in connection with exercising any remedy under this Agreement; or (iii) in connection with the party's relationship herein, to a party's legal counsel and accountants who need to know the Confidential Information and agree to be bound by the provisions of this Agreement as if a party.

34. **Safeguarding Confidential Information.** Each party shall take all appropriate steps to safeguard any Confidential Information and to protect it against disclosure, misuse, espionage, loss, and theft. Neither party may use, reproduce, or store Confidential Information on a computer or electronic device that may be accessible to persons to whom disclosure is prohibited under this Agreement.

35. **Required Disclosures.** If a party is required (by oral questions, interrogatories, requests for information or documents, subpoena, civil investigation, demand, or similar process from a governmental authority, agency, tribunal or required by law) to disclose any Confidential Information, it shall promptly notify the other party of the request so that such party may seek a protective order or other appropriate remedy.

BY AFFIXING ITS SIGNATURE HERETO, THE CLIENT ACKNOWLEDGES AND AGREES TO BE BOUND BY THE TERMS AND CONDITIONS OF THE FOREGOING AGREEMENT.

4/8/25

Client Signature **Date**

Diane Carroll 04/08/25

getResQ911 Signature **Date**

STATE OF ILLINOIS)
SS.
COUNTY OF KANE)

RESOLUTION NO. TMP-26-567

AUTHORIZING FISCAL YEAR 2026 BUDGET ADJUSTMENT FOR FISCAL YEAR 2025 FORENSIC LAB EXPENSES AS APPROVED BY THE AD HOC OPIOID SETTLEMENT FUND COMMITTEE

WHEREAS, by Resolution 23-94, the Kane County Board authorized the creation of a special revenue fund for monies received by Kane County from funds resulting from litigation and/or settlements of opioid litigation; and

WHEREAS, by Resolution 23-94, the Kane County Board designated a panel comprised of the Kane County State's Attorney, the Kane County Sheriff, the Executive Director of the Health Department, the Kane County Coroner, and the Chair of the County Board Public Health Committee as the administrators of the special revenue fund to comply with the terms of the Illinois Opioid Allocation Agreement and all reporting requirements; and

WHEREAS, at the April meeting of the Kane County AD HOC Opioid Settlement Fund Committee, the administrators of the special revenue fund approved using One Hundred Sixty-One Thousand, Nine Hundred Eight Dollars and Forty-Six Cents ($161,908.46) of opioid settlement funds for costs related to the Kane County Forensics Laboratory in Fiscal Year 2025; and

WHEREAS, in accordance with 55 ILCS 5/6-1003, it is necessary for the Kane County Board to authorize a budget adjustment to the Fiscal Year 2026 budget.

NOW, THEREFORE, BE IT RESOLVED that the Kane County Board authorizes the following adjustment to the Fiscal Year 2026 budget:

349.580.750.99001 Transfer to General Fund Wages - $73,446.84, Office Supplies - $66,576.05, and Health/Dental Insurance - $18,090.45

349.580.750.99110 Transfer to Illinois Municipal Retirement Fund $3,795.12

001.380.000.39349 Transfer from the Opioid Settlement Fund Wages - $73,446.84, Office Supplies - $66,576.05, and Health/Dental Insurance - $18,090.45

110.800.000.39349 Transfer from the Opioid Settlement Fund $3,795.12

Line Item: See above
Line Item Description: See above
Was Personnel/Item/Service approved in original budget or a subsequent budget revision? No
Are funds currently available for this Personnel/Item/Service in the specific line item? Yes
If funds are not currently available in the specified line item, where are the funds available?
N/A

Passed by the Kane County Board on June 9, 2026.

_____	_____
John A. Cunningham, MBA, JD, JD	Corinne M. Pierog MA, MBA
Clerk, County Board	Chairman, County Board
Kane County, Illinois	Kane County, Illinois

Vote:

RESOLUTION / ORDINANCE EXECUTIVE SUMMARY ADDENDUM

Title

Authorizing Fiscal Year 2026 Budget Adjustment for Fiscal Year 2025 Forensic Lab Expenses as Approved by the Ad Hoc Opioid Settlement Fund Committee

Committee Flow:
Judicial Public Safety Committee, Finance and Budget Committee, Executive Committee, County Board

Contact:
Elizabeth Richards, 630.208.2001

Budget Information:

Was this item budgeted? No	Appropriation Amount: $161,908.46
If not budgeted, explain funding source: 001.380.000.39349 Opioid Settlement Fund	
Was this item passed through the appropriate committee? Yes	

Summary:

Authorizing a FY2026 budget adjustment for the Kane County Sheriff's Office for Forensic Lab expenses incurred in FY2025. The funding source is the Opioid Settlement Fund. The use of these funds for this reimbursement was approved by the Ad Hoc Opioid Settlement Fund Committee at its April 17, 2026 meeting through resolution TMP 25-1067 as shown below:

349.580.750.99001	Transfer to General Fund	Wages - $73,446.84, Office Supplies - $66,576.05, and Health/Dental Insurance – $18,090.45
349.580.750.99110	Transfer to Illinois Municipal Retirement Fund	$3,795.12
001.380.000.39349	Transfer from the Opioid Settlement Fund	Wages - $73,446.84, Office Supplies - $66,576.05, and Health/Dental Insurance – $18,090.45
110.800.000.39349	Transfer from the Opioid Settlement Fund	$3,795.12

STATE OF ILLINOIS)
SS.
COUNTY OF KANE)

RESOLUTION NO. TMP-25-1067

APPROVING OPIOID SETTLEMENT REVENUE EXPENDITURES FOR FORENSIC LAB EXPENSES AND AUTHORIZING BUDGET ADJUSTMENT

WHEREAS, by Resolution 23-94, the Kane County Board authorized the creation of a special revenue fund for monies received by Kane County from funds resulting from litigation and/or settlements of the opioid litigation; and

WHEREAS, by Resolution 23-94, the Kane County Board designated a panel comprised of the Kane County State's Attorney, the Kane County Sheriff, the Executive Director of the Health Department, the Kane County Coroner, and the Chair of the County Board Public Health Committee as the administrators of the special revenue fund to comply with the terms of the allocation agreement and all reporting requirements; and

WHEREAS, the Kane County Board established the AD HOC Opioid Settlement Fund Committee to support the work of the Kane County Sheriff's Office, State's Attorney's and Coroner's Offices; and

WHEREAS, the Kane County Sheriff's Office has established a forensics lab on its premises in coordination with this Committee; and

WHEREAS, the Kane County Forensics Laboratory began testing drug chemicals shortly after opening in June of 2023; and

WHEREAS, the Kane County Forensics Laboratory regularly conducts testing of suspected opioids and is able expedite results to local police agencies and the coroner for criminal convictions and death investigations; and

WHEREAS, both Kane County Forensics Laboratory Technicians Ruppel and Ware conduct testing of these chemicals as part of their full-time positions; and

WHEREAS, on November 13, 2023, the AD HOC Opioid Settlement Fund Committee authorized the Sheriff's Office's recoupment of costs as it related to the Kane County Forensics Laboratory, and subsequently on November 7, 2024, and May 1, 2025, for continuing expenses; and

WHEREAS, continued expenses for this lab have been incurred by the Sheriff's Office totaling $161,908.46 (One Hundred Sixty-One Thousand, Nine Hundred Eight Dollars and Forty-Six Cents), including salaries and benefits for the two employees and equipment and supplies, and it is now seeking a budget augmentation to compensate for these expenses; and

WHEREAS, the expenses (as described in the attached report) support efforts to prevent the misuse of opioids, as well as overdose deaths and other harms from opioid addiction, in Kane County by utilizing and expediting drug chemical testing, as part of a comprehensive program, to target the availability of illegal opioids, enhance supply-side enforcement efforts, expedite determinations of causes of death in suspected opioid overdoses, and generate actionable data that can be used by the Kane County Health Department, first responders, and/or other community partners for harm reduction opportunities by targeting areas substantially affected by illicit opioids.

NOW, THEREFORE, BE IT RESOLVED by the Kane County AD HOC Opioid Settlement Fund Committee that the expenses submitted by Kane County Sheriff's Office for payment from the opioid settlement funds, attached hereto, are approved.

Passed by the Kane County AD HOC Opioid Settlement Fund Committee on April 17, 2026.

John A. Cunningham, MBA, JD, JD
Clerk, County Board
Kane County, Illinois

Michael Isaacson
Kane County Opioid Committee Chair
Kane County, Illinois

Vote: PASSED 4/0

FORENSIC LAB EXPENSES

KCSO

Expenses 001.380.380.60010
Salaries 001.380.380.400000

TOTAL
$161,908.46

Date	GL	Ck of the month	Description	Amount
4/25/2025	001.380.380.40000	2	Timothy Ruppel Salary	$4,080.38
4/25/2025	001.380.380.40000	2	Sarah Ware Salary	$4,080.38
5/9/2025	001.380.380.40000	1	Timothy Ruppel Salary	$4,080.38
5/9/2025	001.380.380.40000	1	Sarah Ware Salary	$4,080.38
5/23/2025	001.380.380.40000	2	Timothy Ruppel Salary	$4,080.38
5/23/2025	001.380.380.40000	2	Sarah Ware Salary	$4,080.38
6/6/2025	001.380.380.40000	1	Timothy Ruppel Salary	$4,080.38
6/6/2025	001.380.380.40000	1	Sarah Ware Salary	$4,080.38
6/20/2025	001.380.380.40000	2	Timothy Ruppel Salary	$4,080.38
6/20/2025	001.380.380.40000	2	Sarah Ware Salary	$4,080.38
7/3/2025	001.380.380.40000	1	Timothy Ruppel Salary	$4,080.38
7/3/2025	001.380.380.40000	1	Sarah Ware Salary	$4,080.38
7/18/2025	001.380.380.40000	2	Timothy Ruppel Salary	$4,080.38
7/18/2025	001.380.380.40000	2	Sarah Ware Salary	$4,080.38
8/1/2025	001.380.380.40000	1	Timothy Ruppel Salary	$4,080.38
8/1/2025	001.380.380.40000	1	Sarah Ware Salary	$4,080.38
8/15/2025	001.380.380.40000	2	Timothy Ruppel Salary	$4,080.38
8/15/2025	001.380.380.40000	2	Sarah Ware Salary	$4,080.38
				$73,446.84

Date	Transaction		Description	Amount
04/25/2025-08/15/2025	Benefits		Ruppel Benefits	$11,293.29
04/25/2025-08/15/2025	Benefits		Ware Benefits	$10,592.28
				$21,885.57

Date	Transaction	Invoice Number	Description	Amount
5/1/2025	Expense	Pcard	Ruppell April 2025 Pcard	$6,033.44
6/1/2025	Expense	Pcard	Ruppell May 2025 Pcard	$6,522.18
7/1/2025	Expense	Pcard	Ruppell June 2025 Pcard	$5,592.58
8/1/2025	Expense	Pcard	Ruppell July 2025 Pcard	$8,427.85
4/24/2025	Expense	Inv# 25-5	Russell Solutions LLC	$10,000.00
5/22/2025	Expense	Inv# 25-6	Russell Solutions LLC	$10,000.00
6/19/2025	Expense	Inv# 25-7	Russell Solutions LLC	$10,000.00
7/31/2025	Expense	Inv# 25-8	Russell Solutions LLC	$10,000.00
				$66,576.05

Department Information

Email Address:

richardselizabeth@kanecountyil.gov

Department:

Sheriff

Date:

5/4/2026

Category:

- [ ] Personnel Services
- [ ] Contractual Services
- [ ] Commodities
- [x] Capital
- [ ] Other

Fund:

349

(•) Increase ( ) Decrease

Amount:

$ 161,908.46

Requested Emergency Appropriation and/or Budget Transfer Description and Rationale:

Budget transfer from Opioid Settlement Fund to Sheriff's Office to cover forensic lab expenses as approved by the Opioid Settlement Fund Committee on April 17, 2026, with resolution TMP 25-1067

Attach Draft Resolution

Forensics Lab Expenses Draft resolution for budget adjustment.pdf 82.82KB

Category	Account Number	Approved Budget	Debit	Credit
Transfer to General Fund - General Account	349.580.750.99001	$ 0.00	$ 158,113.34	$ 0.00
Transfer to Illinois Municipal Retirement Fund	349.580.750.99110	$ 0.00	$ 3,795.12	$ 0.00
Transfer from Opioid Settlement Fund	001.380.000.39349	$ 0.00	$ 0.00	$ 158,113.34
Transfer from Opioid Settlement Fund	110.800.000.39349	$ 0.00	$ 0.00	$ 3,795.12

Department Head Approval

Department Head Signature

Amy Johnson

Date

5/4/2026

Finance Department Review

Finance Executive Director

Kathleen T Hopkinson

Date

5/4/2026

5/7/2026

Ad Hoc Opioid Settlement Committee, Chair

STATE OF ILLINOIS)
SS.
COUNTY OF KANE)

RESOLUTION NO. TMP-26-651

AUTHORIZING FY2026 BUDGET ADJUSTMENT TO ACCOUNT FOR REMAINING FUNDS FOR THE FY2025 DEPARTMENT OF COMMERCE AND ECONOMIC OPPORTUNITY GRANT FOR THE KANE COUNTY STATE'S ATTORNEY'S OFFICE

WHEREAS, the Kane County Board passed Ordinance 25-387, adopting the Fiscal Year 2026 Annual Appropriations and Budget; and

WHEREAS, in Fiscal Year 2025, the Kane County State's Attorney's Office was awarded a grant from the State of Illinois through the Department of Commerce and Economic Opportunity, in the amount of One Million Dollars ($1,000,000) of State funds, available for reimbursement under an agreed budget ("DCEO Grant"); and

WHEREAS, by Resolution 25-082, the Kane County Board approved an adjustment to the Fiscal Year 2025 budget in connection with the DCEO Grant award received by the Kane County State's Attorney's Office; and

WHEREAS, the grant agreement for the DCEO Grant expires on June 30, 2026, and approximately Sixty-Three Thousand Seven Hundred Twenty-Three Dollars ($63,723.00) from the DCEO Grant award remains available for spending in Fiscal Year 2026; and

WHEREAS, a budget adjustment, in accordance with 55 ILCS 5/6-1003, is required to allow for all remaining funds related to the DCEO Grant to be spent before the expiration of the grant agreement.

NOW, THEREFORE, BE IT RESOLVED that the Kane County Board authorizes the following adjustment to the Fiscal Year 2026 budget:

001.300.000.33902	Grant - State Government	+$63,723.00
001.300.307.53110	Employee Training	+$25,198.00
001.300.307.63040	Fuel Vehicles	+ $2,810.00
001.300.307.60060	Computer Software	+$29,048.00
001.300.307.50150	Contractual Services	+ $6,667.00

Passed by the Kane County Board on June 9, 2026.

_____	_____
John A. Cunningham, MBA, JD, JD	Corinne M. Pierog MA, MBA
Clerk, County Board	Chairman, County Board
Kane County, Illinois	Kane County, Illinois

Vote:

RESOLUTION / ORDINANCE EXECUTIVE SUMMARY ADDENDUM

Title

Authorizing FY26 Budget Adjustment to Account for Remaining Funds for the FY25 Department of Commerce and Economic Opportunity Grant for the Kane County State's Attorney's Office

Committee Flow:
Judicial Public Safety Committee, Finance and Budget Committee, Executive Committee, County Board

Contact:
Jamie L. Mosser, 630.232.3500

Budget Information:

Was this item budgeted? No	Appropriation Amount: $63,723.00
If not budgeted, explain funding source: Remaining Grant Funds from FY25	
Was this item passed through the appropriate committee? Yes	

Summary:

This resolution seeks a FY26 budget adjustment to reflect unspent grant funds appropriated in the FY25 budget that remain available for spending before the expiration of the grant agreement on June 30, 2026.

STATE OF ILLINOIS)
SS.
COUNTY OF KANE)

RESOLUTION NO. TMP-26-652

AUTHORIZING ACCEPTANCE OF THE STATEWIDE DEFERRED PROSECUTION PROGRAM GRANT FOR THE KANE COUNTY STATE'S ATTORNEY'S OFFICE AND CORRESPONDING BUDGET ADJUSTMENT

WHEREAS, the Kane County Board passed Ordinance 25-387, adopting the Fiscal Year 2026 Annual Appropriations and Budget; and

WHEREAS, after the adoption of the Fiscal Year 2026 budget, the Kane County State's Attorney's Office was awarded a Statewide Deferred Prosecution Program grant from the Illinois Criminal Justice Information Authority in the amount of Forty Thousand Seven Hundred Ninety-Six Dollars ($40,796.00); and

WHEREAS, this grant funding will be utilized to support the Deferred Prosecution Program in the Kane County State's Attorney's Office; and

WHEREAS, a budget adjustment, in accordance with 55 ILCS 5/6-1003, is necessary to account for this increase in grant funding for the Kane County State's Attorney's Office in Fiscal Year 2026.

NOW, THEREFORE, BE IT RESOLVED that the Kane County Board authorizes the acceptance of the Statewide Deferred Prosecution Grant from the Illinois Criminal Justice Information Authority for the Kane County State's Attorney's Office and any signature(s) necessary from the Kane County Board Chairman and/or the Kane County State's Attorney to effectuate acceptance and execution of this grant.

NOW, THEREFORE, BE IT FURTHER RESOLVED that the Kane County Board authorizes the following adjustment to the Fiscal Year 2026 budget:

001.300.000.33902	Grant - State Government	+$40,796.00
001.300.300.40000	Salaries and Wages	+$28,403.00
001.300.300.60070	Computer Hardware	+$12,393.00

Passed by the Kane County Board on June 6, 2026.

_____
John A. Cunningham, MBA, JD, JD
Clerk, County Board
Kane County, Illinois
Vote:

_____
Corinne M. Pierog MA, MBA
Chairman, County Board
Kane County, Illinois

RESOLUTION / ORDINANCE EXECUTIVE SUMMARY ADDENDUM

Title

Authorizing Acceptance of the Statewide Deferred Prosecution Program Grant for the Kane County State's Attorney's Office and Corresponding Budget Adjustment

Committee Flow:
Judicial Public Safety Committee, Finance and Budget Committee, Executive Committee, County Board

Contact:
Jamie L. Mosser, 630.232.3500

Budget Information:

Was this item budgeted? No	Appropriation Amount: $40,796
If not budgeted, explain funding source: State Grant	
Was this item passed through the appropriate committee? Yes	

Summary:

This resolution authorizes the acceptance of the Statewide Deferred Procesution Grant in the amount of $40,796 for the Kane County State's Attorney Office and makes the corresponding adjustment to the FY26 budget.

STATE OF ILLINOIS)
SS.
COUNTY OF KANE)

RESOLUTION NO. TMP-26-600

AUTHORIZING AN ADDENDUM TO THE INTERGOVERNMENTAL AGREEMENT WITH DUPAGE COUNTY FOR JUVENILE DETENTION SERVICES

WHEREAS, the Constitution of the State of Illinois of 1970, Article VII, Section 10, provides that units of local government may contract or otherwise associate among themselves to obtain or share services and to exercise, combine, or transfer any power or function in any matter not prohibited by law or by ordinance and may use their credit, revenues, and other resources to pay costs related to intergovernmental activities; and

WHEREAS, the Intergovernmental Cooperation Act, 5 ILCS 220/1 et seq., provides that any county may participate in an intergovernmental agreement under this Act notwithstanding the absence of specific authority under the State law to perform the service involved provided that the unit of local government contracting with the county has authority to perform the service; and

WHEREAS, DuPage County's current intergovernmental agreement for juvenile detention services with Kane County charges a per diem of $175 (one hundred and seventy-five dollars) and does not expire until February 1, 2028. That agreement states that it may be amended with written consent of all parties. DuPage County was informed that it is no longer equitable for Kane County to charge a per diem rate of $175.00 (one hundred and seventy-five dollars) and that it would be necessary to amend the agreement. DuPage County has agreed to amend the existing agreement to a per diem rate of $225.00 (two hundred and twenty-five dollars) per day per minor, effective July 1, 2026; and

WHEREAS, the current agreement with DuPage County will remain unchanged except for the per diem rate increasing to $225.00 (two hundred and twenty-five dollars) on July 1, 2026. The current agreement runs through February 1, 2028, and may be amended with the written consent of all parties hereto and, provided a need continues to exist and may be renewed thirty (30) days prior to the expiration date for a period not to exceed one (1) year for each renewal.

NOW, THEREFORE, BE IT RESOLVED that Madam Chair be authorized to sign an addendum to the intergovernmental agreement with the County of DuPage, raising the per diem rate to $225.00 (two hundred and twenty-five dollars), per day per minor, effective July 1, 2026.

Line Item: 001.430.000.37090
Line Item Description: Youth Home Reimbursement
Was Personnel/Item/Service approved in original budget or a subsequent budget revision? N/A
Are funds currently available for this Personnel/Item/Service in the specific line item? N/A
If funds are not currently available in the specified line item, where are the funds available?
N/A

Passed by the Kane County Board on June 9, 2026.

_____	_____
John A. Cunningham, MBA, JD, JD	Corinne M. Pierog MA, MBA
Clerk, County Board	Chairman, County Board
Kane County, Illinois	Kane County, Illinois

Vote:

RESOLUTION / ORDINANCE EXECUTIVE SUMMARY ADDENDUM

Title

AUTHORIZING AN ADDENDUM TO THE INTERGOVERNMENTAL AGREEMENT WITH DUPAGE COUNTY FOR JUVENILE DETENTION SERVICES

Committee Flow:
Judicial Public Safety Committee, Finance and Budget Committee, Executive Committee, County Board

Contact:
Lisa Aust, Court Services Executive Director

Budget Information:

Was this item budgeted? N/A	Appropriation Amount: $N/A
If not budgeted, explain funding source: N/A	
Was this item passed through the appropriate committee? Yes	

Summary:

This resolution is for an addendum to the intergovernmental agreement with DuPage County increasing the per diem rate from $175.00 (one hundred seventy-five dollars) to a per diem rate of $225.00 (two hundred twenty-five dollars) per day per youth.

The exisiting intergovernmental agreement wherein, Kane County will house DuPage County minors at its Juvenile Justice Center in need of such services will remain unchanged aside from the per diem rate increase. The new per diem rate commences on July 1, 2026, and the exsisting intergovernmental agreement runs through February 1, 2028.

STATE OF ILLINOIS)
SS.
COUNTY OF KANE)

RESOLUTION NO. TMP-26-601

AUTHORIZING AN INTERGOVERNMENTAL AGREEMENT WITH MCHENRY COUNTY FOR JUVENILE DETENTION SERVICES

WHEREAS, the Constitution of the State of Illinois of 1970, Article VII, Section 10, provides that units of local government may contract or otherwise associate among themselves to obtain or share services and to exercise, combine, or transfer any power or function in any matter not prohibited by law or by ordinance and may use their credit, revenues, and other resources to pay costs related to intergovernmental activities; and

WHEREAS, the Intergovernmental Cooperation Act, 5 ILCS 220/1 et seq., provides that any county may participate in an intergovernmental agreement under this Act notwithstanding the absence of specific authority under the State law to perform the service involved provided that the unit of local government contracting with the county has authority to perform the service; and

WHEREAS, McHenry County's current intergovernmental agreement for juvenile detention services with Kane County charges a per diem of $175 (one hundred and seventy-five dollars) and does not expire until December 1, 2026. That agreement states that it may be amended with written consent of all parties. McHenry County was informed that it is no longer equitable for Kane County to charge a per diem rate of $175.00 (one hundred and seventy-five dollars) and that it would be necessary to amend the agreement. McHenry County has agreed to enter into a new agreement wherein Kane County will house McHenry County minors at its Juvenile Justice Center with a per diem of $225.00 (two hundred and twenty-five dollars) per day per minor; and

WHEREAS, the new intergovernmental agreement with McHenry County commences on July 1, 2026, and runs through December 1, 2029. This agreement may be amended with the written consent of all parties hereto and, provided a need continues to exist and may be renewed thirty (30) days prior to the expiration date for a period not to exceed one (1) year for each renewal.

NOW, THEREFORE, BE IT RESOLVED that Madam Chair be authorized to sign an intergovernmental agreement with the County of McHenry for juvenile detention services.

Line Item: 001.430.000.37090
Line Item Description: Youth Home Reimbursement
Was Personnel/Item/Service approved in original budget or a subsequent budget revision? N/A
Are funds currently available for this Personnel/Item/Service in the specific line item? N/A
If funds are not currently available in the specified line item, where are the funds available?
N/A

Passed by the Kane County Board on June 9, 2026.

_____	_____
John A. Cunningham, MBA, JD, JD	Corinne M. Pierog MA, MBA
Clerk, County Board	Chairman, County Board
Kane County, Illinois	Kane County, Illinois

Vote:

RESOLUTION / ORDINANCE EXECUTIVE SUMMARY ADDENDUM

Title

AUTHORIZING AN INTERGOVERNMENTAL AGREEMENT WITH MCHENRY COUNTY FOR JUVENILE DETENTION SERVICES

Committee Flow:
Judicial Public Safety Committee, Finance and Budget Committee, Executive Committee, County Board

Contact:
Lisa Aust, Court Services Executive Director

Budget Information:

Was this item budgeted? N/A	Appropriation Amount: $N/A
If not budgeted, explain funding source: N/A	
Was this item passed through the appropriate committee? Yes	

Summary:

This resolution is for an intergovernmental agreement with McHenry County to provide juvenile detention services for McHenry County minors in need of such services.

Kane County will house McHenry County minors at its Juvenile Justice Center at a per diem of $225 (two hundred twenty-five dollars) per day, per minor. The agreement commences on July 1, 2026, and runs through December 1, 2029.

STATE OF ILLINOIS)
SS.
COUNTY OF KANE)

RESOLUTION NO. TMP-26-689

AUTHORIZATION TRANSFER FROM PUBLIC HEALTH FUND TO ARPA FUND

WHEREAS, the Congress of the United States has enacted the American Rescue Plan Act of 2021 ("ARPA") to provide economic relief to State, Local, and Tribal governments responding to economic and public health impacts of the COVID-19 pandemic; and

WHEREAS, the County of Kane has received a total of $103,413,041 (One Hundred Three Million, Four Hundred Thirteen Thousand, Forty-One Dollars) from the United States Department of the Treasury, in State and Local Fiscal Recovery Funds ("SLFRF") pursuant to ARPA; and

WHEREAS, pursuant to ARPA and the administrative regulations adopted by the United States Department of the Treasury ("Final Rule"}, the County of Kane shall use SLFRF to defray costs associated with its response to the COVID-19 pandemic within the County, to address the economic fallout from the pandemic, and lay the foundation for a strong and equitable recovery; and

WHEREAS, by Resolution 21-313, the Kane County Board has established the American Rescue Plan Committee ("ARPC") as a resource for research, education, planning, and recommendations for the best allocation and uses of the County's SLFRF; and

WHEREAS, by Resolution 21-156, the Kane County Board approved the recommended Spending Plan as proposed by the ARPC, which designates $42,000,000 (Forty-Two Million Dollars) to be used for Kane County Department and Elected Office project requests; and

WHEREAS, the Kane County Health Department has made a request in the amount of $9,975,000 of SLFRF to fund Addressing the Behavioral Health Needs of Kane County Residents for the purpose of Responding to the public health and negative economic impacts of the COVID 19 pandemic; and

WHEREAS, the Health Department recommends transfer of $15,000.00 from the Health Department to the ARPA Fund to support achievement of initiative goals and to facilitate Federal reporting.

NOW, THEREFORE, BE IT RESOLVED by the Kane County Board that $15,000 may be transferred from the Health Department Fund to the ARPA Fund.

Line Item: 350.580.604.50150, 350.10000, 355.10000, 355.580.66816.50150
Line Item Description: Health Dept. Fund to ARPA Fund
Was Personnel/Item/Service approved in original budget or a subsequent budget revision? Yes.
Are funds currently available for this Personnel/Item/Service in the specific line item? Yes.
If funds are not currently available in the specified line item, where are the funds available?
N/A

Passed by the Kane County Board on June 9, 2026.

_____	_____
John A. Cunningham, MBA, JD, JD	Corinne M. Pierog MA, MBA
Clerk, County Board	Chairman, County Board
Kane County, Illinois	Kane County, Illinois

Vote:

RESOLUTION / ORDINANCE EXECUTIVE SUMMARY ADDENDUM

Title

Authorizing Transfer from Public Health Fund to ARPA Fund

Committee Flow:
Public Health Committee, Finance and Budget Committee, Executive Committee, County Board

Contact:
Michael Isaacson, 630.208.3140

Budget Information:

Was this item budgeted? Yes.	Appropriation Amount: $15,000
If not budgeted, explain funding source: N/A	
Was this item passed through the appropriate committee? Yes.	

Summary:

To better support the goals of the ARPA Behavioral Health Initiaitve, this resolution transfers $15,000 from the Health Department to the ARPA fund to facilitate reporting.

STATE OF ILLINOIS)
SS.
COUNTY OF KANE)

RESOLUTION NO. TMP-26-701

REVISION TO THE KANE COUNTY FINANCIAL POLICIES REGARDING MASS TRANSIT SALES TAX ALLOCATION

WHEREAS, Resolution 25-259 revised the allocation of RTA Sales Tax (Mass Transit Sales Tax) revenue with an increase in the allocation to the General Fund - General Account #001 to 35% and a reduction to the Mass Transit Sales Tax/ Transportation and Transit Fund #305 to 50% for Fiscal Year 2026 only; and

WHEREAS, the Kane County Board desires to continue to maintain this same allocation for fiscal years beginning December 1, 2026.

NOW, THEREFORE, BE IT RESOLVED by the Kane County Board that effective December 1, 2026 Section 12 Mass Transit Sales Tax of the Kane County Financial Policies paragraph 3. and 4. are as follows:

3. It shall be the intent of the Kane County Board to allocate 35% of the RTA Sales Tax revenue to the General Fund to be used to fund operating costs of Public Safety.

4. It shall be the intent of the Kane County Board to establish, and there are hereby established, the following new restricted funds to receive the proceeds of the Mass Transit Sales Tax:

   a. The Mass Transit Sales Tax/ Public Safety Fund - to be used for capital projects relating to the promotion of public safety - 9% of revenues

   b. The Mass Transit Sales Tax/Judicial Technology Fund- to be used for capital projects relating to technology improvements for the judicial system - 6% of revenues.

   c. The Mass Transit Sales Tax/ Transportation and Transit Fund - to be used for transportation and transit capital projects designed to reduce congestion or improve mobility within the County, which projects may include support for local innovation, coordination and enhancement activities as hereinafter provided - 50% of revenues.

Passed by the Kane County Board on June 9, 2026.

_____	_____
John A. Cunningham, MBA, JD, JD	Corinne M. Pierog MA, MBA
Clerk, County Board	Chairman, County Board
Kane County, Illinois	Kane County, Illinois

Vote:

RESOLUTION / ORDINANCE EXECUTIVE SUMMARY ADDENDUM

Title

Revision to the Kane County Financial Policies Regarding Mass Transit Sales Tax Allocation

Committee Flow:
Finance and Budget Committee, Executive Committee, County Board

Contact:
Kathleen T. Hopkinson, 630.208.5132

Budget Information:

Was this item budgeted? N/A	Appropriation Amount: $N/A
If not budgeted, explain funding source: N/A	
Was this item passed through the appropriate committee? Yes	

Summary:

Resolution 25-259 revised the allocation of RTA Sales Tax (Mass Transit Sales Tax) revenue with an increase in the allocation to the General Fund - General Account #001 to 35% and a reduction to the Mass Transit Sales Tax/ Transportation and Transit Fund #305 to 50% for Fiscal Year 2026 only. This resolution will maintain the allocation approved by Resolution 25-259 for all fiscal years beginning December 1, 2026. The allocation is reflected in the Kane County Financial Policies, section Mass Transit Sales Tax paragraphs 3 and 4 as follows:

- Fund #305 - Transportation Sales Tax Fund – 50%
- Fund #001 - General Fund – General Account – 35%
- Fund #125 - Public Safety Sales Tax Fund – 9%
- Fund #127 - Judicial Technology Sales Tax Fund – 6%