



Kane County

KC County Development Committee

Government Center
719 S. Batavia Ave., Bldg. A
Geneva, IL 60134

Agenda

WILLIAMS, Iqbal, Arroyo, Garcia, Linder & ex-officios Tepe (Transportation Chair), Lenert (Forest Preserve President), Roth (County Vice Chair) and Pierog (County Chair)

Tuesday, January 20, 2026

10:30 AM

County Board Room

2026 Committee Goals

County Land Use, Permitting and Planning

- Oversee and support staff implementation of County ordinances related to land use, permitting, planning and property code enforcement to protect public health and preserve over \$2.68 billion in assessed valuation of unincorporated parcels, and to implement the 2040 land Use Plan for Kane County.

Environmental and Water Resources

- Increase flood resilience by ensuring policies and regulations manage development to preserve open space, comply with stormwater regulations, and guide infrastructure improvements. Provide resources to residents to improve inadequate stormwater facilities.

Community Reinvestment

- Provide critical Federal funding for various projects, programs, and services that benefit the public and improve the quality of life in Kane County (particularly those of low-to moderate- income) as it relates to affordable housing, neighborhood improvements, and homeless services.

-
- 1. Call To Order**
 - 2. Roll Call**
 - 3. Remote Attendance Requests**
 - 4. Approval of Minutes: December 16, 2025**
 - 5. Public Comment**
 - 6. Monthly Financials**
 - A. Monthly Finance Reports**
 - 7. Building & Zoning Division**
 - A. Building & Zoning Report**
-

B. Zoning Petitions

1. Petition # 4676 Petitioner: Tri-County Solar LLC

8. Property Code Enforcement Division

A. Monthly Report

9. Planning & Special Projects

A. Monthly Report

B. Resolution: Approving Substantial Amendment to the Program Year 2024 Annual Action Plan (Community Development Block Grant)

C. Resolution: Approving a Contract Extension with GMCI for the Continued Marketing of the Fabulous Fox! National Water Trail

10. Subdivision

A. Land/Cash Annual Report 2025

11. Environmental Resources

12. Water Resources

A. Resolution: Authorizing Funding for the Village of Big Rock Route 30 Storm Sewer Project Under the Cost-Share Drainage Program and Fee In Lieu of Detention Funding

13. New Business

14. Reports Placed On File

15. Executive Session

A. Release of Closed Session Minutes

16. Open Session

A. Vote on Release of Closed Session Minutes

17. Adjournment

STATE OF ILLINOIS)

SS.

COUNTY OF KANE)















































FINANCE REPORT NO. TMP-26-084

MONTHLY FINANCE REPORTS

Committee Revenue Budget Report - by Account Detail

Through December 31, 2025 (8.3% YTD)


























*2021, 2022, 2023, 2024, 2025 DRAFT** and 2026 Actual Fiscal Year

Department / Fund / Account Classification	2021 Actual Amount*	2022 Actual Amount*	2023 Actual Amount*	2024 Actual Amount*	2025 Actual Amount DRAFT**	2026 Actual Amount	2026 Amended Budget	2026 Adopted Budget	2026 YTD% Actual/Amended Budget	2021 - 2026 Trend
670 Environmental Management	\$ 285,395	\$ 765,336	\$ 857,755	\$ 1,327,364	\$ 1,495,540	\$ 204,671	\$ 1,633,906	\$ 1,633,906	12.53%	
001 General Fund	\$ 67,115	\$ 76,617	\$ 85,797	\$ 115,468	\$ 137,498	\$ 33,815	\$ 75,815	\$ 75,815	44.60%	
Revenue	\$ 67,115	\$ 76,617	\$ 85,797	\$ 115,468	\$ 137,498	\$ 33,815	\$ 75,815	\$ 75,815	44.60%	
Reimbursements	\$ 4,875	\$ 4,775	\$ 4,950	\$ 5,225	\$ 4,978	\$ -	\$ 5,000	\$ 5,000	0.00%	
37900 - Miscellaneous Reimbursement	\$ 4,875	\$ 4,775	\$ 4,950	\$ 5,225	\$ 4,978	\$ -	\$ 5,000	\$ 5,000	0.00%	
Transfers In	\$ -	\$ 27,000	\$ 27,089	\$ 27,630	\$ 28,321	\$ 33,815	\$ 33,815	\$ 33,815	100.00%	
39000 - Transfer From Other Funds	\$ -	\$ -	\$ -	\$ -	\$ -	\$ -	\$ -	\$ -	0.00%	
39421 - Transfer from Elec Agg Civic Contribution Fund 421	\$ -	\$ 27,000	\$ 27,089	\$ 27,630	\$ 28,321	\$ 33,815	\$ 33,815	\$ 33,815	100.00%	
Charges for Services	\$ 34,576	\$ 8,250	\$ 12,050	\$ 3,500	\$ 5,000	\$ -	\$ 5,000	\$ 5,000	0.00%	
34730 - Subdivision Approval Fees	\$ 1,500	\$ 8,250	\$ 12,050	\$ 3,500	\$ 5,000	\$ -	\$ 5,000	\$ 5,000	0.00%	
35385 - Electrical Aggregation Admin Fee	\$ 33,076	\$ -	\$ -	\$ -	\$ -	\$ -	\$ -	\$ -	0.00%	
Licenses and Permits	\$ 27,665	\$ 36,592	\$ 41,708	\$ 79,113	\$ 99,200	\$ -	\$ 32,000	\$ 32,000	0.00%	
31310 - Residential Grading Plan Permits	\$ 10,075	\$ 9,202	\$ 13,163	\$ 10,935	\$ 854	\$ -	\$ 5,000	\$ 5,000	0.00%	
31320 - Stormwater Permits	\$ 16,590	\$ 22,390	\$ 28,545	\$ 67,178	\$ 93,346	\$ -	\$ 25,000	\$ 25,000	0.00%	
31360 - Wetland Permits	\$ 1,000	\$ 5,000	\$ -	\$ 1,000	\$ 5,000	\$ -	\$ 2,000	\$ 2,000	0.00%	
Grants	\$ -	\$ -	\$ -	\$ -	\$ -	\$ -	\$ -	\$ -	0.00%	
33613 - Natural Hazard Mitigation Grant	\$ -	\$ -	\$ -	\$ -	\$ -	\$ -	\$ -	\$ -	0.00%	
420 Stormwater Management	\$ 11,958	\$ 271,874	\$ 70,057	\$ 312,319	\$ 723,509	\$ -	\$ 691,571	\$ 691,571	0.00%	
Revenue	\$ 11,958	\$ 271,874	\$ 70,057	\$ 312,319	\$ 723,509	\$ -	\$ 691,571	\$ 691,571	0.00%	
Interest Revenue	\$ (42)	\$ (19,958)	\$ 67,557	\$ 82,334	\$ 77,526	\$ -	\$ 55,000	\$ 55,000	0.00%	
38000 - Investment Income	\$ (42)	\$ (19,958)	\$ 67,557	\$ 82,334	\$ 77,526	\$ -	\$ 55,000	\$ 55,000	0.00%	
Other	\$ -	\$ -	\$ -	\$ -	\$ -	\$ -	\$ 636,571	\$ 636,571	0.00%	
39900 - Fund Balance Utilization	\$ -	\$ -	\$ -	\$ -	\$ -	\$ -	\$ 636,571	\$ 636,571	0.00%	
Transfers In	\$ 9,000	\$ -	\$ -	\$ 30,000	\$ -	\$ -	\$ -	\$ -	0.00%	
39000 - Transfer From Other Funds	\$ 9,000	\$ -	\$ -	\$ -	\$ -	\$ -	\$ -	\$ -	0.00%	
39001 - Transfer from General Fund 001	\$ -	\$ -	\$ -	\$ 30,000	\$ -	\$ -	\$ -	\$ -	0.00%	
Charges for Services	\$ -	\$ 287,332	\$ -	\$ 198,985	\$ 645,983	\$ -	\$ -	\$ -	0.00%	
34700 - Wetland Fee in Lieu Fees	\$ -	\$ 287,332	\$ -	\$ 198,985	\$ 645,983	\$ -	\$ -	\$ -	0.00%	
Licenses and Permits	\$ 3,000	\$ 4,500	\$ 2,500	\$ 1,000	\$ -	\$ -	\$ -	\$ -	0.00%	
31360 - Wetland Permits	\$ 3,000	\$ 4,500	\$ 2,500	\$ 1,000	\$ -	\$ -	\$ -	\$ -	0.00%	
421 Elec Agg Civic Contribution	\$ 47,655	\$ 314,939	\$ 277,340	\$ 88,950	\$ 103,236	\$ -	\$ 207,494	\$ 207,494	0.00%	
Revenue	\$ 47,655	\$ 314,939	\$ 277,340	\$ 88,950	\$ 103,236	\$ -	\$ 207,494	\$ 207,494	0.00%	
Interest Revenue	\$ (79)	\$ (5,450)	\$ 14,395	\$ 28,947	\$ 23,232	\$ -	\$ 12,000	\$ 12,000	0.00%	
38000 - Investment Income	\$ (79)	\$ (5,450)	\$ 14,395	\$ 28,947	\$ 23,232	\$ -	\$ 12,000	\$ 12,000	0.00%	
Other	\$ -	\$ -	\$ -	\$ -	\$ -	\$ -	\$ 115,494	\$ 115,494	0.00%	
39900 - Fund Balance Utilization	\$ -	\$ -	\$ -	\$ -	\$ -	\$ -	\$ 115,494	\$ 115,494	0.00%	
Reimbursements	\$ 47,734	\$ 320,389	\$ 262,945	\$ 60,003	\$ 80,004	\$ -	\$ 80,000	\$ 80,000	0.00%	
35386 - Electrical Aggregation Civic Contribution	\$ 47,734	\$ 320,389	\$ 262,945	\$ 60,003	\$ 80,004	\$ -	\$ 80,000	\$ 80,000	0.00%	
650 Enterprise Surcharge	\$ 160,595	\$ 102,134	\$ 423,887	\$ 809,779	\$ 530,614	\$ 170,856	\$ 657,538	\$ 657,538	25.98%	
Revenue	\$ 160,595	\$ 102,134	\$ 423,887	\$ 809,779	\$ 530,614	\$ 170,856	\$ 657,538	\$ 657,538	25.98%	
Interest Revenue	\$ 1,800	\$ (62,612)	\$ 241,146	\$ 308,101	\$ 240,217	\$ -	\$ 86,457	\$ 86,457	0.00%	
38000 - Investment Income	\$ 1,800	\$ (62,612)	\$ 241,146	\$ 308,101	\$ 240,217	\$ -	\$ 86,457	\$ 86,457	0.00%	
Other	\$ 1,000	\$ 250	\$ 1,156	\$ 10,934	\$ 10,863	\$ -	\$ 17,129	\$ 17,129	0.00%	
38900 - Miscellaneous Other	\$ 1,000	\$ 250	\$ 1,156	\$ 10,934	\$ 10,863	\$ -	\$ -	\$ -	0.00%	
39900 - Fund Balance Utilization	\$ -	\$ -	\$ -	\$ -	\$ -	\$ -	\$ 17,129	\$ 17,129	0.00%	
Reimbursements	\$ 75,297	\$ 71,830	\$ 75,361	\$ 91,058	\$ 128,098	\$ 8,456	\$ 75,000	\$ 75,000	11.27%	















































Committee Revenue Budget Report - by Account Detail

Through December 31, 2025 (8.3% YTD)

*2021, 2022, 2023, 2024, 2025 DRAFT** and 2026 Actual Fiscal Year

Department / Fund / Account Classification	2021 Actual Amount*	2022 Actual Amount*	2023 Actual Amount*	2024 Actual Amount*	2025 Actual Amount DRAFT**	2026 Actual Amount	2026 Amended Budget	2026 Adopted Budget	2026 YTD% Actual/Amended Budget	2021 - 2026 Trend
37270 - House Hazard Waste Reimbursement	\$ 75,297	\$ 71,830	\$ 75,361	\$ 91,058	\$ 128,098	\$ 8,456	\$ 75,000	\$ 75,000	11.27%	
Transfers In	\$ 71,323	\$ 61,000	\$ 86,500	\$ 364,825	\$ 96,800	\$ 162,400	\$ 162,400	\$ 162,400	100.00%	
39000 - Transfer From Other Funds	\$ 71,323	\$ -	\$ -	\$ -	\$ -	\$ -	\$ -	\$ -	0.00%	
39001 - Transfer from General Fund 001	\$ -	\$ -	\$ -	\$ 285,000	\$ -	\$ -	\$ -	\$ -	0.00%	
39120 - Transfer from Grand Victoria Casino Elgin Fund 120	\$ -	\$ 61,000	\$ 86,500	\$ 79,825	\$ 96,800	\$ 162,400	\$ 162,400	\$ 162,400	100.00%	
Charges for Services	\$ 11,175	\$ 31,666	\$ 19,724	\$ 34,861	\$ 33,725	\$ -	\$ 28,900	\$ 28,900	0.00%	
34690 - Hauling Fees	\$ 10,425	\$ 20,575	\$ 19,125	\$ 33,600	\$ 6,950	\$ -	\$ 18,000	\$ 18,000	0.00%	
34715 - Franchise Fee	\$ -	\$ 10,000	\$ -	\$ -	\$ -	\$ -	\$ 10,400	\$ 10,400	0.00%	
35405 - Electric Vehicle Charging Station Fee	\$ 750	\$ 1,091	\$ 599	\$ 1,261	\$ 26,775	\$ -	\$ 500	\$ 500	0.00%	
Grants	\$ -	\$ -	\$ -	\$ -	\$ 20,912	\$ -	\$ 287,652	\$ 287,652	0.00%	
33903 - Grants - Federal Government	\$ -	\$ -	\$ -	\$ -	\$ 20,912	\$ -	\$ 287,652	\$ 287,652	0.00%	
651 Enterprise General	\$ (1,929)	\$ -	\$ -	\$ -	\$ -	\$ -	\$ -	\$ -	0.00%	
Revenue	\$ (1,929)	\$ -	\$ -	\$ -	\$ -	\$ -	\$ -	\$ -	0.00%	
Interest Revenue	\$ (2,179)	\$ -	\$ -	\$ -	\$ -	\$ -	\$ -	\$ -	0.00%	
38000 - Investment Income	\$ (2,179)	\$ -	\$ -	\$ -	\$ -	\$ -	\$ -	\$ -	0.00%	
Other	\$ 250	\$ -	\$ -	\$ -	\$ -	\$ -	\$ -	\$ -	0.00%	
38900 - Miscellaneous Other	\$ 250	\$ -	\$ -	\$ -	\$ -	\$ -	\$ -	\$ -	0.00%	
39900 - Fund Balance Utilization	\$ -	\$ -	\$ -	\$ -	\$ -	\$ -	\$ -	\$ -	0.00%	
751 Subdivision Review Escrow	\$ -	\$ (228)	\$ 673	\$ 848	\$ 683	\$ -	\$ 1,488	\$ 1,488	0.00%	
Revenue	\$ -	\$ (228)	\$ 673	\$ 848	\$ 683	\$ -	\$ 1,488	\$ 1,488	0.00%	
Interest Revenue	\$ -	\$ (228)	\$ 673	\$ 848	\$ 683	\$ -	\$ 488	\$ 488	0.00%	
38000 - Investment Income	\$ -	\$ (228)	\$ 673	\$ 848	\$ 683	\$ -	\$ 488	\$ 488	0.00%	
Other	\$ -	\$ -	\$ -	\$ -	\$ -	\$ -	\$ 1,000	\$ 1,000	0.00%	
38538 - Collections	\$ -	\$ -	\$ -	\$ -	\$ -	\$ -	\$ 1,000	\$ 1,000	0.00%	
Grand Total	\$ 285,395	\$ 765,336	\$ 857,755	\$ 1,327,364	\$ 1,495,540	\$ 204,671	\$ 1,633,906	\$ 1,633,906	12.53%	

Committee Expense Budget Report - by Account Detail
Through December 31, 2025 (8.3% YTD, 7.69% Payroll Expense through Pay Period Ending 12/20/2025)
*2021, 2022, 2023, 2024, 2025 DRAFT** and 2026 Actual Fiscal Year

Department / Fund / Account Classification	2021 Actual Amount*	2022 Actual Amount*	2023 Actual Amount*	2024 Actual Amount*	2025 Actual Amount DRAFT**	2026 Actual Amount	2026 Amended Budget	2026 Adopted Budget	2026 YTD% Actual/Amended Budget	2021 - 2026 Trend
670 Environmental Management	\$ 1,077,219	\$ 804,366	\$ 953,905	\$ 1,020,888	\$ 1,043,548	\$ 81,269	\$ 2,225,775	\$ 2,225,775	3.65%	
001 General Fund	\$ 494,965	\$ 549,659	\$ 623,476	\$ 656,449	\$ 726,304	\$ 38,236	\$ 667,684	\$ 667,684	5.73%	
Expenses	\$ 494,965	\$ 549,659	\$ 623,476	\$ 656,449	\$ 726,304	\$ 38,236	\$ 667,684	\$ 667,684	5.73%	
Personnel Services- Salaries & Wages	\$ 411,358	\$ 449,994	\$ 509,650	\$ 652,281	\$ 707,708	\$ 38,036	\$ 661,834	\$ 661,834	5.75%	
40000 - Salaries and Wages	\$ 411,358	\$ 449,994	\$ 509,650	\$ 652,281	\$ 707,708	\$ 38,036	\$ 661,834	\$ 661,834	5.75%	
40002 - Non-Union Wage Increase	\$ -	\$ -	\$ -	\$ -	\$ -	\$ -	\$ -	\$ -	0.00%	
40003 - Cost of Living Increase	\$ -	\$ -	\$ -	\$ -	\$ -	\$ -	\$ -	\$ -	0.00%	
40007 - Equity Study Adjustments	\$ -	\$ -	\$ -	\$ -	\$ -	\$ -	\$ -	\$ -	0.00%	
Personnel Services- Employee Benefits	\$ 78,977	\$ 94,828	\$ 108,393	\$ 126,050	\$ -	\$ -	\$ 241,345	\$ 241,345	0.00%	
45000 - Healthcare Contribution	\$ 77,192	\$ 93,082	\$ 105,913	\$ 122,921	\$ -	\$ -	\$ 139,067	\$ 139,067	0.00%	
45009 - Healthcare Subsidy	\$ -	\$ (39)	\$ -	\$ -	\$ -	\$ -	\$ -	\$ -	0.00%	
45010 - Dental Contribution	\$ 1,785	\$ 1,785	\$ 2,480	\$ 3,129	\$ -	\$ -	\$ 2,982	\$ 2,982	0.00%	
45100 - FICA/SS Contribution	\$ -	\$ -	\$ -	\$ -	\$ -	\$ -	\$ 50,642	\$ 50,642	0.00%	
45200 - IMRF Contribution	\$ -	\$ -	\$ -	\$ -	\$ -	\$ -	\$ 37,199	\$ 37,199	0.00%	
53010 - Workers Compensation	\$ -	\$ -	\$ -	\$ -	\$ -	\$ -	\$ 11,455	\$ 11,455	0.00%	
Contractual Services	\$ 3,895	\$ 3,130	\$ 4,121	\$ 3,266	\$ 17,930	\$ 200	\$ 4,650	\$ 4,650	4.30%	
50150 - Contractual/Consulting Services	\$ -	\$ 252	\$ -	\$ -	\$ 12,948	\$ -	\$ -	\$ -	0.00%	
52140 - Repairs and Maint- Copiers	\$ -	\$ -	\$ -	\$ -	\$ -	\$ -	\$ 350	\$ 350	0.00%	
52160 - Repairs and Maint- Equipment	\$ -	\$ -	\$ -	\$ -	\$ -	\$ -	\$ 100	\$ 100	0.00%	
52230 - Repairs and Maint- Vehicles	\$ 510	\$ 100	\$ 147	\$ 143	\$ 1,113	\$ -	\$ 200	\$ 200	0.00%	
53070 - Legal Printing	\$ 830	\$ 234	\$ 1,019	\$ 145	\$ 339	\$ -	\$ 250	\$ 250	0.00%	
53100 - Conferences and Meetings	\$ 2,379	\$ 1,930	\$ 2,349	\$ 2,927	\$ 2,543	\$ 200	\$ 3,000	\$ 3,000	6.67%	
53110 - Employee Training	\$ -	\$ -	\$ -	\$ -	\$ 215	\$ -	\$ 250	\$ 250	0.00%	
53120 - Employee Mileage Expense	\$ -	\$ -	\$ -	\$ -	\$ -	\$ -	\$ 100	\$ 100	0.00%	
53130 - General Association Dues	\$ 176	\$ 614	\$ 606	\$ 50	\$ 773	\$ -	\$ 400	\$ 400	0.00%	
Commodities	\$ 735	\$ 1,707	\$ 1,312	\$ 903	\$ 666	\$ -	\$ 1,200	\$ 1,200	0.00%	
60000 - Office Supplies	\$ 35	\$ 23	\$ 490	\$ 45	\$ 181	\$ -	\$ 400	\$ 400	0.00%	
60010 - Operating Supplies	\$ 126	\$ 4	\$ 199	\$ 250	\$ 24	\$ -	\$ 100	\$ 100	0.00%	
60020 - Computer Related Supplies	\$ -	\$ -	\$ -	\$ -	\$ -	\$ -	\$ 200	\$ 200	0.00%	
60060 - Computer Software- Non Capital	\$ -	\$ 900	\$ -	\$ -	\$ -	\$ -	\$ -	\$ -	0.00%	
63040 - Fuel- Vehicles	\$ 574	\$ 780	\$ 624	\$ 608	\$ 462	\$ -	\$ 500	\$ 500	0.00%	
Services	\$ -	\$ -	\$ -	\$ (126,050)	\$ -	\$ -	\$ (241,345)	\$ (241,345)	0.00%	
45005 - Healthcare Contribution Contra Account	\$ -	\$ -	\$ -	\$ (122,921)	\$ -	\$ -	\$ (139,067)	\$ (139,067)	0.00%	
45015 - Dental Insurance Contra Account	\$ -	\$ -	\$ -	\$ (3,129)	\$ -	\$ -	\$ (2,982)	\$ (2,982)	0.00%	
45105 - FICA/SS Contribution Contra Account	\$ -	\$ -	\$ -	\$ -	\$ -	\$ -	\$ (50,642)	\$ (50,642)	0.00%	
45205 - IMRF Contribution Contra Account	\$ -	\$ -	\$ -	\$ -	\$ -	\$ -	\$ (37,199)	\$ (37,199)	0.00%	
53015 - Worker's Comp Contra Account	\$ -	\$ -	\$ -	\$ -	\$ -	\$ -	\$ (11,455)	\$ (11,455)	0.00%	
420 Stormwater Management	\$ 12,980	\$ 24,154	\$ 77,755	\$ 19,797	\$ 278,698	\$ 1,182	\$ 691,571	\$ 691,571	0.17%	
Expenses	\$ 12,980	\$ 24,154	\$ 77,755	\$ 19,797	\$ 278,698	\$ 1,182	\$ 691,571	\$ 691,571	0.17%	
Personnel Services- Salaries & Wages	\$ 7,542	\$ 7,696	\$ 7,937	\$ 9,533	\$ 9,801	\$ 565	\$ 9,839	\$ 9,839	5.75%	
40000 - Salaries and Wages	\$ 7,542	\$ 7,696	\$ 7,937	\$ 9,533	\$ 9,801	\$ 565	\$ 9,839	\$ 9,839	5.75%	
40002 - Non-Union Wage Increase	\$ -	\$ -	\$ -	\$ -	\$ -	\$ -	\$ -	\$ -	0.00%	
40003 - Cost of Living Increase	\$ -	\$ -	\$ -	\$ -	\$ -	\$ -	\$ -	\$ -	0.00%	
Personnel Services- Employee Benefits	\$ 3,933	\$ 4,213	\$ 4,200	\$ 4,418	\$ 4,751	\$ 356	\$ 4,905	\$ 4,905	7.25%	
45000 - Healthcare Contribution	\$ 2,554	\$ 2,955	\$ 3,063	\$ 3,129	\$ 3,364	\$ 281	\$ 3,375	\$ 3,375	8.33%	
45010 - Dental Contribution	\$ 60	\$ 60	\$ 60	\$ 64	\$ 65	\$ 5	\$ 65	\$ 65	8.28%	

Committee Expense Budget Report - by Account Detail
Through December 31, 2025 (8.3% YTD, 7.69% Payroll Expense through Pay Period Ending 12/20/2025)
*2021, 2022, 2023, 2024, 2025 DRAFT** and 2026 Actual Fiscal Year

Department / Fund / Account Classification	2021 Actual Amount*	2022 Actual Amount*	2023 Actual Amount*	2024 Actual Amount*	2025 Actual Amount DRAFT**	2026 Actual Amount	2026 Amended Budget	2026 Adopted Budget	2026 YTD% Actual/Amended Budget	2021 - 2026 Trend
45100 - FICA/SS Contribution	\$ 509	\$ 521	\$ 537	\$ 655	\$ 672	\$ 38	\$ 755	\$ 755	5.08%	
45200 - IMRF Contribution	\$ 584	\$ 462	\$ 364	\$ 393	\$ 478	\$ 31	\$ 539	\$ 539	5.74%	
53010 - Workers Compensation	\$ 225	\$ 216	\$ 176	\$ 176	\$ 173	\$ -	\$ 171	\$ 171	0.00%	
Contractual Services	\$ 1,249	\$ 11,965	\$ 65,336	\$ 5,579	\$ 263,605	\$ -	\$ 676,566	\$ 676,566	0.00%	
50150 - Contractual/Consulting Services	\$ -	\$ -	\$ 65,000	\$ 907	\$ 23,604	\$ -	\$ 75,000	\$ 75,000	0.00%	
53000 - Liability Insurance	\$ 144	\$ 179	\$ 232	\$ 246	\$ 368	\$ -	\$ 361	\$ 361	0.00%	
53020 - Unemployment Claims	\$ 5	\$ 6	\$ 4	\$ 3	\$ 5	\$ -	\$ 5	\$ 5	0.00%	
53070 - Legal Printing	\$ -	\$ -	\$ -	\$ 39	\$ -	\$ -	\$ -	\$ -	0.00%	
53100 - Conferences and Meetings	\$ 1,000	\$ -	\$ -	\$ 4,384	\$ 450	\$ -	\$ 1,000	\$ 1,000	0.00%	
53130 - General Association Dues	\$ 100	\$ 100	\$ 100	\$ -	\$ -	\$ -	\$ 200	\$ 200	0.00%	
55000 - Miscellaneous Contractual Exp	\$ -	\$ 11,680	\$ -	\$ -	\$ -	\$ -	\$ -	\$ -	0.00%	
55030 - Grant Pass Thru	\$ -	\$ -	\$ -	\$ -	\$ 239,177	\$ -	\$ 600,000	\$ 600,000	0.00%	
Commodities	\$ 256	\$ -	\$ 21	\$ -	\$ 280	\$ -	\$ -	\$ -	0.00%	
60010 - Operating Supplies	\$ 256	\$ -	\$ 21	\$ -	\$ 280	\$ -	\$ -	\$ -	0.00%	
Transfers Out	\$ -	\$ 279	\$ 262	\$ 267	\$ 261	\$ 261	\$ 261	\$ 261	100.00%	
99000 - Transfer To Other Funds	\$ -	\$ -	\$ -	\$ -	\$ -	\$ -	\$ -	\$ -	0.00%	
99001 - Transfer to General Fund 001	\$ -	\$ 279	\$ 262	\$ 267	\$ 261	\$ 261	\$ 261	\$ 261	100.00%	
Contingency and Other	\$ -	\$ -	\$ -	\$ -	\$ -	\$ -	\$ -	\$ -	0.00%	
89000 - Addition to Fund Balance	\$ -	\$ -	\$ -	\$ -	\$ -	\$ -	\$ -	\$ -	0.00%	
421 Elec Agg Civic Contribution	\$ -	\$ 30,896	\$ 63,358	\$ 103,421	\$ 48,321	\$ 33,815	\$ 207,494	\$ 207,494	16.30%	
Expenses	\$ -	\$ 30,896	\$ 63,358	\$ 103,421	\$ 48,321	\$ 33,815	\$ 207,494	\$ 207,494	16.30%	
Contractual Services	\$ -	\$ 3,896	\$ 36,269	\$ 75,791	\$ 20,000	\$ -	\$ 110,000	\$ 110,000	0.00%	
50150 - Contractual/Consulting Services	\$ -	\$ 3,896	\$ 36,269	\$ 75,791	\$ 20,000	\$ -	\$ 110,000	\$ 110,000	0.00%	
Transfers Out	\$ -	\$ 27,000	\$ 27,089	\$ 27,630	\$ 28,321	\$ 33,815	\$ 33,815	\$ 33,815	100.00%	
99000 - Transfer To Other Funds	\$ -	\$ -	\$ -	\$ -	\$ -	\$ -	\$ -	\$ -	0.00%	
99001 - Transfer to General Fund 001	\$ -	\$ 27,000	\$ 27,089	\$ 27,630	\$ 28,321	\$ 33,815	\$ 33,815	\$ 33,815	100.00%	
Contingency and Other	\$ -	\$ -	\$ -	\$ -	\$ -	\$ -	\$ 63,679	\$ 63,679	0.00%	
89000 - Addition to Fund Balance	\$ -	\$ -	\$ -	\$ -	\$ -	\$ -	\$ 63,679	\$ 63,679	0.00%	
650 Enterprise Surcharge	\$ 261,810	\$ 199,658	\$ 189,315	\$ 241,221	\$ (9,774)	\$ 8,036	\$ 657,538	\$ 657,538	1.22%	
Expenses	\$ 261,810	\$ 199,658	\$ 189,315	\$ 241,221	\$ (9,774)	\$ 8,036	\$ 657,538	\$ 657,538	1.22%	
Personnel Services- Salaries & Wages	\$ 82,559	\$ 51,899	\$ 21,964	\$ 29,294	\$ (120,887)	\$ 4,546	\$ 86,030	\$ 86,030	5.28%	
40000 - Salaries and Wages	\$ 83,935	\$ 51,899	\$ 21,964	\$ 29,294	\$ (121,912)	\$ 4,546	\$ 86,030	\$ 86,030	5.28%	
40002 - Non-Union Wage Increase	\$ -	\$ -	\$ -	\$ -	\$ -	\$ -	\$ -	\$ -	0.00%	
40003 - Cost of Living Increase	\$ -	\$ -	\$ -	\$ -	\$ -	\$ -	\$ -	\$ -	0.00%	
40009 - Salaries and Wages Subsidy	\$ (1,376)	\$ -	\$ -	\$ -	\$ 1,025	\$ -	\$ -	\$ -	0.00%	
Personnel Services- Employee Benefits	\$ 29,433	\$ 19,093	\$ 9,514	\$ 10,669	\$ (42,463)	\$ 2,455	\$ 40,535	\$ 40,535	6.06%	
45000 - Healthcare Contribution	\$ 12,810	\$ 10,148	\$ 5,995	\$ 6,369	\$ (20,147)	\$ 1,913	\$ 26,627	\$ 26,627	7.18%	
45009 - Healthcare Subsidy	\$ (80)	\$ -	\$ -	\$ -	\$ 60	\$ -	\$ -	\$ -	0.00%	
45010 - Dental Contribution	\$ 666	\$ 49	\$ 211	\$ 231	\$ (753)	\$ 46	\$ 654	\$ 654	7.01%	
45019 - Dental Subsidy	\$ (5)	\$ -	\$ -	\$ -	\$ 3	\$ -	\$ -	\$ -	0.00%	
45100 - FICA/SS Contribution	\$ 6,190	\$ 3,954	\$ 1,671	\$ 2,223	\$ (9,185)	\$ 273	\$ 6,588	\$ 6,588	4.14%	
45109 - FICA/SS Subsidy	\$ (99)	\$ -	\$ -	\$ -	\$ 74	\$ -	\$ -	\$ -	0.00%	
45200 - IMRF Contribution	\$ 7,097	\$ 3,529	\$ 1,130	\$ 1,338	\$ (8,719)	\$ 224	\$ 5,175	\$ 5,175	4.32%	
45209 - IMRF Subsidy	\$ (121)	\$ -	\$ -	\$ -	\$ 90	\$ -	\$ -	\$ -	0.00%	
53010 - Workers Compensation	\$ 2,974	\$ 1,413	\$ 508	\$ 507	\$ (3,886)	\$ -	\$ 1,491	\$ 1,491	0.00%	

Committee Expense Budget Report - by Account Detail
Through December 31, 2025 (8.3% YTD, 7.69% Payroll Expense through Pay Period Ending 12/20/2025)
*2021, 2022, 2023, 2024, 2025 DRAFT** and 2026 Actual Fiscal Year

Department / Fund / Account Classification	2021 Actual Amount*	2022 Actual Amount*	2023 Actual Amount*	2024 Actual Amount*	2025 Actual Amount DRAFT**	2026 Actual Amount	2026 Amended Budget	2026 Adopted Budget	2026 YTD% Actual/Amended Budget	2021 - 2026 Trend
Contractual Services	\$ 141,421	\$ 114,667	\$ 142,632	\$ 185,655	\$ 140,712	\$ -	\$ 432,398	\$ 432,398	0.00%	
50140 - Engineering Services	\$ 3,126	\$ 1,300	\$ -	\$ -	\$ 1,584	\$ -	\$ 15,000	\$ 15,000	0.00%	
50150 - Contractual/Consulting Services	\$ 103,728	\$ 82,067	\$ 112,642	\$ 142,725	\$ 111,452	\$ -	\$ 361,500	\$ 361,500	0.00%	
50590 - Professional Services	\$ 27,227	\$ 19,914	\$ 24,309	\$ 28,066	\$ 20,402	\$ -	\$ 25,000	\$ 25,000	0.00%	
50650 - Blighted Structure Demolition	\$ 210	\$ -	\$ -	\$ -	\$ -	\$ -	\$ -	\$ -	0.00%	
50660 - Electric Vehicle Services	\$ 769	\$ 1,540	\$ 43	\$ 1,500	\$ -	\$ -	\$ 1,000	\$ 1,000	0.00%	
52230 - Repairs and Maint- Vehicles	\$ 90	\$ 1,096	\$ -	\$ 2,411	\$ 1,978	\$ -	\$ 1,000	\$ 1,000	0.00%	
53000 - Liability Insurance	\$ 1,896	\$ 1,171	\$ 668	\$ 667	\$ (2,987)	\$ -	\$ 3,210	\$ 3,210	0.00%	
53020 - Unemployment Claims	\$ 60	\$ 36	\$ 10	\$ 9	\$ (82)	\$ -	\$ 53	\$ 53	0.00%	
53060 - General Printing	\$ 3,015	\$ 5,288	\$ 2,272	\$ 6,595	\$ 2,324	\$ -	\$ 20,500	\$ 20,500	0.00%	
53100 - Conferences and Meetings	\$ 150	\$ 831	\$ 934	\$ 1,423	\$ 1,875	\$ -	\$ 2,125	\$ 2,125	0.00%	
53120 - Employee Mileage Expense	\$ -	\$ -	\$ -	\$ -	\$ -	\$ -	\$ 250	\$ 250	0.00%	
53130 - General Association Dues	\$ 1,148	\$ 1,423	\$ 1,754	\$ 2,259	\$ 4,165	\$ -	\$ 2,760	\$ 2,760	0.00%	
Commodities	\$ 8,397	\$ 12,211	\$ 13,341	\$ 14,593	\$ 11,877	\$ 48	\$ 45,349	\$ 45,349	0.11%	
60000 - Office Supplies	\$ 250	\$ 938	\$ 497	\$ 397	\$ 550	\$ -	\$ 600	\$ 600	0.00%	
60010 - Operating Supplies	\$ 6,065	\$ 8,569	\$ 11,314	\$ 13,845	\$ 10,867	\$ 48	\$ 36,299	\$ 36,299	0.13%	
60040 - Postage	\$ 1,804	\$ 2,354	\$ 1,241	\$ -	\$ -	\$ -	\$ 5,500	\$ 5,500	0.00%	
60050 - Books and Subscriptions	\$ -	\$ -	\$ -	\$ -	\$ -	\$ -	\$ 150	\$ 150	0.00%	
60265 - Public Health Commodities - Coronavirus	\$ -	\$ -	\$ -	\$ -	\$ -	\$ -	\$ -	\$ -	0.00%	
63040 - Fuel- Vehicles	\$ 23	\$ 66	\$ -	\$ 43	\$ 157	\$ -	\$ 500	\$ 500	0.00%	
64000 - Telephone	\$ 255	\$ 283	\$ 290	\$ 308	\$ 303	\$ -	\$ 2,300	\$ 2,300	0.00%	
Transfers Out	\$ -	\$ 1,788	\$ 1,864	\$ 1,010	\$ 987	\$ 987	\$ 987	\$ 987	100.00%	
99000 - Transfer To Other Funds	\$ -	\$ -	\$ -	\$ -	\$ -	\$ -	\$ -	\$ -	0.00%	
99001 - Transfer to General Fund 001	\$ -	\$ 1,788	\$ 1,864	\$ 1,010	\$ 987	\$ 987	\$ 987	\$ 987	100.00%	
Contingency and Other	\$ -	\$ -	\$ -	\$ -	\$ -	\$ -	\$ 52,239	\$ 52,239	0.00%	
89000 - Addition to Fund Balance	\$ -	\$ -	\$ -	\$ -	\$ -	\$ -	\$ 52,239	\$ 52,239	0.00%	
651 Enterprise General	\$ 307,464	\$ -	\$ -	\$ -	\$ -	\$ -	\$ -	\$ -	0.00%	
Expenses	\$ 307,464	\$ -	\$ -	\$ -	\$ -	\$ -	\$ -	\$ -	0.00%	
Contractual Services	\$ 293,465	\$ -	\$ -	\$ -	\$ -	\$ -	\$ -	\$ -	0.00%	
50150 - Contractual/Consulting Services	\$ 293,465	\$ -	\$ -	\$ -	\$ -	\$ -	\$ -	\$ -	0.00%	
Capital	\$ 13,999	\$ -	\$ -	\$ -	\$ -	\$ -	\$ -	\$ -	0.00%	
72150 - Buildings- North Campus	\$ 13,999	\$ -	\$ -	\$ -	\$ -	\$ -	\$ -	\$ -	0.00%	
751 Subdivision Review Escrow	\$ -	\$ -	\$ -	\$ -	\$ -	\$ -	\$ 1,488	\$ 1,488	0.00%	
Expenses	\$ -	\$ -	\$ -	\$ -	\$ -	\$ -	\$ 1,488	\$ 1,488	0.00%	
Contractual Services	\$ -	\$ -	\$ -	\$ -	\$ -	\$ -	\$ 1,488	\$ 1,488	0.00%	
50168 - Distribution	\$ -	\$ -	\$ -	\$ -	\$ -	\$ -	\$ 1,488	\$ 1,488	0.00%	
Grand Total	\$ 1,077,219	\$ 804,366	\$ 953,905	\$ 1,020,888	\$ 1,043,548	\$ 81,269	\$ 2,225,775	\$ 2,225,775	3.65%	

Committee Revenue Budget Report - by Account Detail

Through December 31, 2025 (8.3% YTD)







































*2021, 2022, 2023, 2024, 2025 DRAFT** and 2026 Actual Fiscal Year

Department / Fund / Account Classification	2021 Actual Amount*	2022 Actual Amount*	2023 Actual Amount*	2024 Actual Amount*	2025 Actual Amount DRAFT**	2026 Actual Amount	2026 Amended Budget	2026 Adopted Budget	2026 YTD% Actual/Amended Budget	2021 - 2026 Trend
690 Development	\$ 20,181,597	\$ 13,169,433	\$ 11,833,629	\$ 8,460,828	\$ 6,894,049	\$ 1,849,374	\$ 12,003,928	\$ 12,003,928	15.41%	
001 General Fund	\$ 1,918,260	\$ 1,916,910	\$ 2,175,002	\$ 2,050,129	\$ 1,910,789	\$ -	\$ 2,333,050	\$ 2,333,050	0.00%	
Revenue	\$ 1,918,260	\$ 1,916,910	\$ 2,175,002	\$ 2,050,129	\$ 1,910,789	\$ -	\$ 2,333,050	\$ 2,333,050	0.00%	
Other	\$ 3,550	\$ 4,050	\$ 800	\$ 4,300	\$ 5,600	\$ -	\$ 4,000	\$ 4,000	0.00%	
38900 - Miscellaneous Other	\$ 3,550	\$ 4,050	\$ 800	\$ 4,300	\$ 5,600	\$ -	\$ 4,000	\$ 4,000	0.00%	
Charges for Services	\$ 728,224	\$ 718,773	\$ 689,741	\$ 740,738	\$ 561,492	\$ -	\$ 776,000	\$ 776,000	0.00%	
34710 - Cable Franchise Fees	\$ 667,933	\$ 693,248	\$ 638,701	\$ 608,306	\$ 482,077	\$ -	\$ 640,000	\$ 640,000	0.00%	
34720 - Zoning Fees	\$ 25,500	\$ 23,325	\$ 44,040	\$ 52,275	\$ 77,515	\$ -	\$ 60,000	\$ 60,000	0.00%	
34740 - Development/Planning Srv Fees	\$ -	\$ -	\$ -	\$ -	\$ -	\$ -	\$ 100	\$ 100	0.00%	
34750 - Adjudication Hearing Fees	\$ 564	\$ 650	\$ 1,300	\$ 400	\$ 1,900	\$ -	\$ 600	\$ 600	0.00%	
35375 - Vacant Dwelling Fees	\$ -	\$ 150	\$ 150	\$ -	\$ -	\$ -	\$ 300	\$ 300	0.00%	
35380 - Coin Operated Amusement Fee	\$ -	\$ 1,000	\$ 5,550	\$ -	\$ -	\$ -	\$ -	\$ -	0.00%	
35420 - KEEP/C-PACE Admin Fees	\$ 34,227	\$ 400	\$ -	\$ 79,757	\$ -	\$ -	\$ 75,000	\$ 75,000	0.00%	
Licenses and Permits	\$ 1,186,486	\$ 1,192,987	\$ 1,484,460	\$ 1,305,091	\$ 1,343,697	\$ -	\$ 1,552,300	\$ 1,552,300	0.00%	
31300 - Building and Inspection Permits	\$ 1,185,561	\$ 1,190,937	\$ 1,482,510	\$ 1,302,791	\$ 1,341,747	\$ -	\$ 1,550,000	\$ 1,550,000	0.00%	
31320 - Stormwater Permits	\$ 275	\$ -	\$ -	\$ -	\$ -	\$ -	\$ -	\$ -	0.00%	
31380 - Publication Permits	\$ 250	\$ 250	\$ 150	\$ 300	\$ 50	\$ -	\$ 300	\$ 300	0.00%	
31410 - Fireworks Permits	\$ 400	\$ 1,800	\$ 1,800	\$ 2,000	\$ 1,900	\$ -	\$ 2,000	\$ 2,000	0.00%	
Fines	\$ -	\$ 1,100	\$ -	\$ -	\$ -	\$ -	\$ 750	\$ 750	0.00%	
36090 - Adjudication Fines	\$ -	\$ 1,100	\$ -	\$ -	\$ -	\$ -	\$ 750	\$ 750	0.00%	
400 Economic Development	\$ 80,544	\$ 57,781	\$ 161,327	\$ 1,162,587	\$ 1,635,988	\$ 1,838,569	\$ 2,030,534	\$ 2,030,534	90.55%	
Revenue	\$ 80,544	\$ 57,781	\$ 161,327	\$ 1,162,587	\$ 1,635,988	\$ 1,838,569	\$ 2,030,534	\$ 2,030,534	90.55%	
Interest Revenue	\$ 169	\$ (895)	\$ 6,684	\$ 12,917	\$ 22,779	\$ -	\$ 3,531	\$ 3,531	0.00%	
38000 - Investment Income	\$ 169	\$ (895)	\$ 6,684	\$ 12,917	\$ 22,779	\$ -	\$ 3,531	\$ 3,531	0.00%	
Other	\$ -	\$ -	\$ -	\$ -	\$ -	\$ -	\$ 196,628	\$ 196,628	0.00%	
39900 - Fund Balance Utilization	\$ -	\$ -	\$ -	\$ -	\$ -	\$ -	\$ 196,628	\$ 196,628	0.00%	
Reimbursements	\$ -	\$ -	\$ -	\$ 199,307	\$ 24,920	\$ 5,940	\$ -	\$ -	0.00%	
37900 - Miscellaneous Reimbursement	\$ -	\$ -	\$ -	\$ 199,307	\$ 24,920	\$ 5,940	\$ -	\$ -	0.00%	
Transfers In	\$ 80,375	\$ 58,676	\$ 94,643	\$ 780,375	\$ 1,530,375	\$ 1,830,375	\$ 1,830,375	\$ 1,830,375	100.00%	
39000 - Transfer From Other Funds	\$ 80,375	\$ -	\$ -	\$ -	\$ -	\$ -	\$ -	\$ -	0.00%	
39001 - Transfer from General Fund 001	\$ -	\$ -	\$ -	\$ 500,000	\$ 1,250,000	\$ 1,250,000	\$ 1,250,000	\$ 1,250,000	100.00%	
39120 - Transfer from Grand Victoria Casino Elgin Fund 120	\$ -	\$ 58,676	\$ 74,643	\$ 280,375	\$ 280,375	\$ 580,375	\$ 580,375	\$ 580,375	100.00%	
39355 - Transfer from American Rescue Plan Fund 355	\$ -	\$ -	\$ 20,000	\$ -	\$ -	\$ -	\$ -	\$ -	0.00%	
Grants	\$ -	\$ -	\$ 60,000	\$ 169,988	\$ 57,914	\$ 2,254	\$ -	\$ -	0.00%	
32205 - DCEO-RISE Grant	\$ -	\$ -	\$ 60,000	\$ 169,988	\$ 57,914	\$ 2,254	\$ -	\$ -	0.00%	
401 Community Dev Block Program	\$ 2,059,015	\$ 1,770,923	\$ 3,132,039	\$ 1,364,662	\$ 831,572	\$ -	\$ 1,694,188	\$ 1,694,188	0.00%	
Revenue	\$ 2,059,015	\$ 1,770,923	\$ 3,132,039	\$ 1,364,662	\$ 831,572	\$ -	\$ 1,694,188	\$ 1,694,188	0.00%	
Interest Revenue	\$ -	\$ -	\$ -	\$ -	\$ -	\$ -	\$ -	\$ -	0.00%	
38000 - Investment Income	\$ -	\$ -	\$ -	\$ -	\$ -	\$ -	\$ -	\$ -	0.00%	
Other	\$ -	\$ -	\$ -	\$ -	\$ -	\$ -	\$ -	\$ -	0.00%	
38900 - Miscellaneous Other	\$ -	\$ -	\$ -	\$ -	\$ -	\$ -	\$ -	\$ -	0.00%	
39900 - Fund Balance Utilization	\$ -	\$ -	\$ -	\$ -	\$ -	\$ -	\$ -	\$ -	0.00%	
Reimbursements	\$ 671,528	\$ 501,068	\$ 280,123	\$ 633,840	\$ 140,387	\$ -	\$ 427,000	\$ 427,000	0.00%	
37900 - Miscellaneous Reimbursement	\$ 671,528	\$ 501,068	\$ 280,123	\$ 633,840	\$ 140,387	\$ -	\$ 427,000	\$ 427,000	0.00%	
Grants	\$ 1,387,487	\$ 1,269,856	\$ 2,851,916	\$ 730,822	\$ 691,185	\$ -	\$ 1,267,188	\$ 1,267,188	0.00%	
32170 - CDBG Grant	\$ 1,387,487	\$ 1,269,856	\$ 2,851,916	\$ 730,822	\$ 691,185	\$ -	\$ 1,267,188	\$ 1,267,188	0.00%	
402 HOME Program	\$ 515,529	\$ 1,104,913	\$ 1,642,263	\$ 1,446,846	\$ 1,533,112	\$ -	\$ 1,363,988	\$ 1,363,988	0.00%	
Revenue	\$ 515,529	\$ 1,104,913	\$ 1,642,263	\$ 1,446,846	\$ 1,533,112	\$ -	\$ 1,363,988	\$ 1,363,988	0.00%	
Interest Revenue	\$ -	\$ -	\$ -	\$ -	\$ -	\$ -	\$ -	\$ -	0.00%	

Committee Revenue Budget Report - by Account Detail

Through December 31, 2025 (8.3% YTD)
















































*2021, 2022, 2023, 2024, 2025 DRAFT** and 2026 Actual Fiscal Year

Department / Fund / Account Classification	2021 Actual Amount*	2022 Actual Amount*	2023 Actual Amount*	2024 Actual Amount*	2025 Actual Amount DRAFT**	2026 Actual Amount	2026 Amended Budget	2026 Adopted Budget	2026 YTD% Actual/Amended Budget	2021 - 2026 Trend
38000 - Investment Income	\$ -	\$ -	\$ -	\$ -	\$ -	\$ -	\$ -	\$ -	0.00%	
Other	\$ 416,807	\$ 149,950	\$ 172,784	\$ 195,751	\$ 497,553	\$ -	\$ 543,361	\$ 543,361	0.00%	
38900 - Miscellaneous Other	\$ 416,807	\$ 149,950	\$ 172,784	\$ 195,751	\$ 497,553	\$ -	\$ 543,361	\$ 543,361	0.00%	
39900 - Fund Balance Utilization	\$ -	\$ -	\$ -	\$ -	\$ -	\$ -	\$ -	\$ -	0.00%	
Grants	\$ 98,722	\$ 954,963	\$ 1,469,479	\$ 1,251,095	\$ 1,035,560	\$ -	\$ 820,627	\$ 820,627	0.00%	
32160 - HOME Program Grant	\$ 98,722	\$ 954,963	\$ 1,469,479	\$ 1,251,095	\$ 1,035,560	\$ -	\$ 820,627	\$ 820,627	0.00%	
403 Unincorporated Stormwater Mgmt	\$ 20,270	\$ (2,196)	\$ 29,716	\$ 63,119	\$ 39,069	\$ 4,000	\$ 39,240	\$ 39,240	10.19%	
Revenue	\$ 20,270	\$ (2,196)	\$ 29,716	\$ 63,119	\$ 39,069	\$ 4,000	\$ 39,240	\$ 39,240	10.19%	
Interest Revenue	\$ (33)	\$ (2,196)	\$ 8,323	\$ 13,797	\$ 11,859	\$ -	\$ 5,240	\$ 5,240	0.00%	
38000 - Investment Income	\$ (33)	\$ (2,196)	\$ 8,323	\$ 13,797	\$ 11,859	\$ -	\$ 5,240	\$ 5,240	0.00%	
Other	\$ -	\$ -	\$ -	\$ -	\$ -	\$ -	\$ 30,000	\$ 30,000	0.00%	
39900 - Fund Balance Utilization	\$ -	\$ -	\$ -	\$ -	\$ -	\$ -	\$ 30,000	\$ 30,000	0.00%	
Transfers In	\$ -	\$ -	\$ 4,000	\$ 3,928	\$ 4,000	\$ 4,000	\$ 4,000	\$ 4,000	100.00%	
39000 - Transfer From Other Funds	\$ -	\$ -	\$ -	\$ -	\$ -	\$ -	\$ -	\$ -	0.00%	
395314 - Transfer from 45W185 Plank Road SSA SW 54 Fund 5314	\$ -	\$ -	\$ 4,000	\$ 3,928	\$ 4,000	\$ 4,000	\$ 4,000	\$ 4,000	100.00%	
Charges for Services	\$ 20,303	\$ -	\$ 17,394	\$ 45,394	\$ 23,211	\$ -	\$ -	\$ -	0.00%	
34770 - In Lieu of Site Runoff Fees	\$ 20,303	\$ -	\$ 17,394	\$ 45,394	\$ 23,211	\$ -	\$ -	\$ -	0.00%	
405 Cost Share Drainage	\$ 235,209	\$ 155,976	\$ 121,207	\$ 281,349	\$ 30,081	\$ 5,755	\$ 392,519	\$ 392,519	1.47%	
Revenue	\$ 235,209	\$ 155,976	\$ 121,207	\$ 281,349	\$ 30,081	\$ 5,755	\$ 392,519	\$ 392,519	1.47%	
Interest Revenue	\$ 356	\$ (3,560)	\$ 15,887	\$ 20,880	\$ 23,776	\$ -	\$ 13,000	\$ 13,000	0.00%	
38000 - Investment Income	\$ 356	\$ (3,560)	\$ 15,887	\$ 20,880	\$ 23,776	\$ -	\$ 13,000	\$ 13,000	0.00%	
Other	\$ -	\$ 9,836	\$ -	\$ -	\$ -	\$ -	\$ 373,764	\$ 373,764	0.00%	
38900 - Miscellaneous Other	\$ -	\$ 9,836	\$ -	\$ -	\$ -	\$ -	\$ -	\$ -	0.00%	
39900 - Fund Balance Utilization	\$ -	\$ -	\$ -	\$ -	\$ -	\$ -	\$ 373,764	\$ 373,764	0.00%	
Transfers In	\$ 230,513	\$ 149,700	\$ 74,617	\$ 260,469	\$ 6,305	\$ 5,755	\$ 5,755	\$ 5,755	100.00%	
39000 - Transfer From Other Funds	\$ 230,513	\$ -	\$ -	\$ -	\$ -	\$ -	\$ -	\$ -	0.00%	
39001 - Transfer from General Fund 001	\$ -	\$ -	\$ -	\$ 250,000	\$ -	\$ -	\$ -	\$ -	0.00%	
39120 - Transfer from Grand Victoria Casino Elgin Fund 120	\$ -	\$ 149,700	\$ 69,403	\$ 4,555	\$ 4,555	\$ 5,055	\$ 5,055	\$ 5,055	100.00%	
39356 - Transfer from Lost Rev Recoup Fund 356	\$ -	\$ -	\$ -	\$ -	\$ -	\$ -	\$ -	\$ -	0.00%	
395304 - Transfer from Wildwood West SBA SW41 Fund 5304	\$ -	\$ -	\$ 665	\$ 665	\$ -	\$ -	\$ -	\$ -	0.00%	
395312 - Transfer from Tamara Dittman SBA SW 50 Fund 5312	\$ -	\$ -	\$ 1,215	\$ 1,215	\$ 550	\$ -	\$ -	\$ -	0.00%	
395313 - Transfer from Church Molitor SSA SA 52 Fund 5313	\$ -	\$ -	\$ 3,334	\$ 3,334	\$ 500	\$ -	\$ -	\$ -	0.00%	
395315 - Transfer from Boyer Road Special Service Area Fund 5315	\$ -	\$ -	\$ -	\$ 700	\$ 700	\$ 700	\$ 700	\$ 700	100.00%	
Charges for Services	\$ 4,339	\$ -	\$ 30,703	\$ -	\$ -	\$ -	\$ -	\$ -	0.00%	
34760 - Water Resource Cost Share Fees	\$ 4,339	\$ -	\$ 30,703	\$ -	\$ -	\$ -	\$ -	\$ -	0.00%	
406 OCR & Recovery Act Programs	\$ 95,045	\$ 77,685	\$ 15,000	\$ -	\$ -	\$ -	\$ 500,000	\$ 500,000	0.00%	
Revenue	\$ 95,045	\$ 77,685	\$ 15,000	\$ -	\$ -	\$ -	\$ 500,000	\$ 500,000	0.00%	
Interest Revenue	\$ -	\$ -	\$ -	\$ -	\$ -	\$ -	\$ -	\$ -	0.00%	

Committee Revenue Budget Report - by Account Detail

Through December 31, 2025 (8.3% YTD)

*2021, 2022, 2023, 2024, 2025 DRAFT** and 2026 Actual Fiscal Year

Department / Fund / Account Classification	2021 Actual Amount*	2022 Actual Amount*	2023 Actual Amount*	2024 Actual Amount*	2025 Actual Amount DRAFT**	2026 Actual Amount	2026 Amended Budget	2026 Adopted Budget	2026 YTD% Actual/Amended Budget	2021 - 2026 Trend
38000 - Investment Income	\$ -	\$ -	\$ -	\$ -	\$ -	\$ -	\$ -	\$ -	0.00%	
Other	\$ 29,316	\$ -	\$ 15,000	\$ -	\$ -	\$ -	\$ -	\$ -	0.00%	
38900 - Miscellaneous Other	\$ 29,316	\$ -	\$ 15,000	\$ -	\$ -	\$ -	\$ -	\$ -	0.00%	
39900 - Fund Balance Utilization	\$ -	\$ -	\$ -	\$ -	\$ -	\$ -	\$ -	\$ -	0.00%	
Grants	\$ 65,729	\$ 77,685	\$ -	\$ -	\$ -	\$ -	\$ 500,000	\$ 500,000	0.00%	
33665 - NFS Grant	\$ 16,351	\$ -	\$ -	\$ -	\$ -	\$ -	\$ -	\$ -	0.00%	
33897 - St. Charles Housing Trust Fund (Local Grant)	\$ 49,378	\$ 77,685	\$ -	\$ -	\$ -	\$ -	\$ 500,000	\$ 500,000	0.00%	
407 Quality of Kane Grants	\$ (1)	\$ (473)	\$ 2,020	\$ 23,242	\$ 2,873	\$ -	\$ 30,870	\$ 30,870	0.00%	
Revenue	\$ (1)	\$ (473)	\$ 2,020	\$ 23,242	\$ 2,873	\$ -	\$ 30,870	\$ 30,870	0.00%	
Interest Revenue	\$ (1)	\$ (473)	\$ 2,020	\$ 3,242	\$ 2,873	\$ -	\$ 1,413	\$ 1,413	0.00%	
38000 - Investment Income	\$ (1)	\$ (473)	\$ 2,020	\$ 3,242	\$ 2,873	\$ -	\$ 1,413	\$ 1,413	0.00%	
Other	\$ -	\$ -	\$ -	\$ -	\$ -	\$ -	\$ 19,457	\$ 19,457	0.00%	
39900 - Fund Balance Utilization	\$ -	\$ -	\$ -	\$ -	\$ -	\$ -	\$ 19,457	\$ 19,457	0.00%	
Reimbursements	\$ -	\$ -	\$ -	\$ -	\$ -	\$ -	\$ 10,000	\$ 10,000	0.00%	
37900 - Miscellaneous Reimbursement	\$ -	\$ -	\$ -	\$ -	\$ -	\$ -	\$ 10,000	\$ 10,000	0.00%	
Transfers In	\$ -	\$ -	\$ -	\$ 20,000	\$ -	\$ -	\$ -	\$ -	0.00%	
39120 - Transfer from Grand Victoria Casino Elgin Fund 120	\$ -	\$ -	\$ -	\$ 20,000	\$ -	\$ -	\$ -	\$ -	0.00%	
Grants	\$ -	\$ -	\$ -	\$ -	\$ -	\$ -	\$ -	\$ -	0.00%	
33670 - Federal NPS Grant	\$ -	\$ -	\$ -	\$ -	\$ -	\$ -	\$ -	\$ -	0.00%	
408 Neighborhood Stabilization Progr	\$ -	\$ -	\$ 34,680	\$ -	\$ -	\$ -	\$ 87,166	\$ 87,166	0.00%	
Revenue	\$ -	\$ -	\$ 34,680	\$ -	\$ -	\$ -	\$ 87,166	\$ 87,166	0.00%	
Interest Revenue	\$ -	\$ -	\$ -	\$ -	\$ -	\$ -	\$ -	\$ -	0.00%	
38000 - Investment Income	\$ -	\$ -	\$ -	\$ -	\$ -	\$ -	\$ -	\$ -	0.00%	
Other	\$ -	\$ -	\$ -	\$ -	\$ -	\$ -	\$ 87,166	\$ 87,166	0.00%	
39900 - Fund Balance Utilization	\$ -	\$ -	\$ -	\$ -	\$ -	\$ -	\$ 87,166	\$ 87,166	0.00%	
Reimbursements	\$ -	\$ -	\$ 34,680	\$ -	\$ -	\$ -	\$ -	\$ -	0.00%	
37520 - Grant Reimbursement	\$ -	\$ -	\$ 34,680	\$ -	\$ -	\$ -	\$ -	\$ -	0.00%	
Grants	\$ -	\$ -	\$ -	\$ -	\$ -	\$ -	\$ -	\$ -	0.00%	
33580 - Neighborhood Stabilization Grant	\$ -	\$ -	\$ -	\$ -	\$ -	\$ -	\$ -	\$ -	0.00%	
410 Elgin CDBG	\$ 370,109	\$ 474,950	\$ 496,630	\$ 545,772	\$ 407,626	\$ -	\$ -	\$ -	0.00%	
Revenue	\$ 370,109	\$ 474,950	\$ 496,630	\$ 545,772	\$ 407,626	\$ -	\$ -	\$ -	0.00%	
Interest Revenue	\$ -	\$ -	\$ -	\$ -	\$ -	\$ -	\$ -	\$ -	0.00%	
38000 - Investment Income	\$ -	\$ -	\$ -	\$ -	\$ -	\$ -	\$ -	\$ -	0.00%	
Other	\$ -	\$ -	\$ -	\$ -	\$ -	\$ -	\$ -	\$ -	0.00%	
39900 - Fund Balance Utilization	\$ -	\$ -	\$ -	\$ -	\$ -	\$ -	\$ -	\$ -	0.00%	
Grants	\$ 370,109	\$ 474,950	\$ 496,630	\$ 545,772	\$ 407,626	\$ -	\$ -	\$ -	0.00%	
32175 - Elgin CDBG Grant	\$ 370,109	\$ 474,950	\$ 496,630	\$ 545,772	\$ 407,626	\$ -	\$ -	\$ -	0.00%	
411 Emergency Rental Assistance	\$ 14,517,290	\$ 327,508	\$ 13,125	\$ 56,117	\$ 1,299	\$ -	\$ 40,047	\$ 40,047	0.00%	
Revenue	\$ 14,517,290	\$ 327,508	\$ 13,125	\$ 56,117	\$ 1,299	\$ -	\$ 40,047	\$ 40,047	0.00%	
Interest Revenue	\$ 1,548	\$ 3,634	\$ 13,125	\$ 56,117	\$ 1,299	\$ -	\$ 8,474	\$ 8,474	0.00%	
38000 - Investment Income	\$ 1,548	\$ 3,634	\$ 13,125	\$ 56,117	\$ 1,299	\$ -	\$ 8,474	\$ 8,474	0.00%	
Other	\$ -	\$ -	\$ -	\$ -	\$ -	\$ -	\$ 31,573	\$ 31,573	0.00%	
39900 - Fund Balance Utilization	\$ -	\$ -	\$ -	\$ -	\$ -	\$ -	\$ 31,573	\$ 31,573	0.00%	
Grants	\$ 14,515,742	\$ 323,874	\$ -	\$ -	\$ -	\$ -	\$ -	\$ -	0.00%	
32905 - Emergency Rental Assistance Grant	\$ 14,515,742	\$ 323,874	\$ -	\$ -	\$ -	\$ -	\$ -	\$ -	0.00%	
412 Emergency Rental Assistance #2	\$ 718	\$ 6,073,599	\$ 2,845,073	\$ 1,182,364	\$ 218,781	\$ -	\$ 2,554,241	\$ 2,554,241	0.00%	
Revenue	\$ 718	\$ 6,073,599	\$ 2,845,073	\$ 1,182,364	\$ 218,781	\$ -	\$ 2,554,241	\$ 2,554,241	0.00%	

Committee Revenue Budget Report - by Account Detail

Through December 31, 2025 (8.3% YTD)

*2021, 2022, 2023, 2024, 2025 DRAFT** and 2026 Actual Fiscal Year

Department / Fund / Account Classification	2021 Actual Amount*	2022 Actual Amount*	2023 Actual Amount*	2024 Actual Amount*	2025 Actual Amount DRAFT**	2026 Actual Amount	2026 Amended Budget	2026 Adopted Budget	2026 YTD% Actual/Amended Budget	2021 - 2026 Trend
Interest Revenue	\$ 718	\$ 35,445	\$ 139,053	\$ 404,881	\$ 218,781	\$ -	\$ 85,443	\$ 85,443	0.00%	
38000 - Investment Income	\$ 718	\$ 35,445	\$ 139,053	\$ 404,881	\$ 218,781	\$ -	\$ 85,443	\$ 85,443	0.00%	
Other	\$ -	\$ -	\$ -	\$ -	\$ -	\$ -	\$ 2,468,798	\$ 2,468,798	0.00%	
39900 - Fund Balance Utilization	\$ -	\$ -	\$ -	\$ -	\$ -	\$ -	\$ 2,468,798	\$ 2,468,798	0.00%	
Grants	\$ -	\$ 6,038,155	\$ 2,706,020	\$ 777,482	\$ -	\$ -	\$ -	\$ -	0.00%	
32906 - Emergency Assistance Grant #2	\$ -	\$ 6,038,155	\$ 2,706,020	\$ 777,482	\$ -	\$ -	\$ -	\$ -	0.00%	
413 CDBG-CV	\$ -	\$ 925,624	\$ 711,792	\$ 117,599	\$ -	\$ -	\$ 562,103	\$ 562,103	0.00%	
Revenue	\$ -	\$ 925,624	\$ 711,792	\$ 117,599	\$ -	\$ -	\$ 562,103	\$ 562,103	0.00%	
Interest Revenue	\$ -	\$ -	\$ -	\$ -	\$ -	\$ -	\$ -	\$ -	0.00%	
38000 - Investment Income	\$ -	\$ -	\$ -	\$ -	\$ -	\$ -	\$ -	\$ -	0.00%	
Other	\$ -	\$ -	\$ -	\$ -	\$ -	\$ -	\$ -	\$ -	0.00%	
39900 - Fund Balance Utilization	\$ -	\$ -	\$ -	\$ -	\$ -	\$ -	\$ -	\$ -	0.00%	
Grants	\$ -	\$ 925,624	\$ 711,792	\$ 117,599	\$ -	\$ -	\$ 562,103	\$ 562,103	0.00%	
32176 - CDBG-CV Grant (Covid)	\$ -	\$ 925,624	\$ 711,792	\$ 117,599	\$ -	\$ -	\$ 562,103	\$ 562,103	0.00%	
415 Homeless Prevention Program	\$ 324,111	\$ 244,914	\$ 304,572	\$ -	\$ -	\$ -	\$ -	\$ -	0.00%	
Revenue	\$ 324,111	\$ 244,914	\$ 304,572	\$ -	\$ -	\$ -	\$ -	\$ -	0.00%	
Interest Revenue	\$ -	\$ -	\$ -	\$ -	\$ -	\$ -	\$ -	\$ -	0.00%	
38000 - Investment Income	\$ -	\$ -	\$ -	\$ -	\$ -	\$ -	\$ -	\$ -	0.00%	
Grants	\$ 324,111	\$ 244,914	\$ 304,572	\$ -	\$ -	\$ -	\$ -	\$ -	0.00%	
32265 - Homeless Prevention Grant	\$ 102,531	\$ -	\$ -	\$ -	\$ -	\$ -	\$ -	\$ -	0.00%	
32371 - Emergency Solutions Grant - COVID	\$ 221,580	\$ 244,914	\$ 304,572	\$ -	\$ -	\$ -	\$ -	\$ -	0.00%	
32381 - Emergency Solutions Grant IDHS	\$ -	\$ -	\$ -	\$ -	\$ -	\$ -	\$ -	\$ -	0.00%	
425 Blighted Structure Demolition	\$ (0)	\$ 24,634	\$ 21,524	\$ 15,050	\$ 34,505	\$ -	\$ 124,205	\$ 124,205	0.00%	
Revenue	\$ (0)	\$ 24,634	\$ 21,524	\$ 15,050	\$ 34,505	\$ -	\$ 124,205	\$ 124,205	0.00%	
Interest Revenue	\$ (0)	\$ (2,256)	\$ 9,023	\$ 15,050	\$ 8,584	\$ -	\$ 4,943	\$ 4,943	0.00%	
38000 - Investment Income	\$ (0)	\$ (2,256)	\$ 9,023	\$ 15,050	\$ 8,584	\$ -	\$ 4,943	\$ 4,943	0.00%	
Other	\$ -	\$ -	\$ -	\$ -	\$ -	\$ -	\$ (738)	\$ (738)	0.00%	
39900 - Fund Balance Utilization	\$ -	\$ -	\$ -	\$ -	\$ -	\$ -	\$ (738)	\$ (738)	0.00%	
Reimbursements	\$ -	\$ 8,000	\$ 12,501	\$ -	\$ 25,922	\$ -	\$ -	\$ -	0.00%	
37265 - Demolition Reimbursement Revenue	\$ -	\$ 8,000	\$ 12,501	\$ -	\$ 25,922	\$ -	\$ -	\$ -	0.00%	
Grants	\$ -	\$ 18,890	\$ -	\$ -	\$ -	\$ -	\$ 120,000	\$ 120,000	0.00%	
32718 - IHDA Abandoned Property Grant	\$ -	\$ 18,890	\$ -	\$ -	\$ -	\$ -	\$ 120,000	\$ 120,000	0.00%	
435 Growing for Kane	\$ 29,188	\$ 547	\$ 110,951	\$ 133,182	\$ 226,755	\$ -	\$ 238,453	\$ 238,453	0.00%	
Revenue	\$ 29,188	\$ 547	\$ 110,951	\$ 133,182	\$ 226,755	\$ -	\$ 238,453	\$ 238,453	0.00%	
Interest Revenue	\$ 15	\$ (453)	\$ 2,951	\$ 7,781	\$ 6,421	\$ -	\$ 2,119	\$ 2,119	0.00%	
38000 - Investment Income	\$ 15	\$ (453)	\$ 2,951	\$ 7,781	\$ 6,421	\$ -	\$ 2,119	\$ 2,119	0.00%	
Other	\$ 10,000	\$ 1,000	\$ 58,000	\$ 16,550	\$ 25,000	\$ -	\$ 61,000	\$ 61,000	0.00%	
38900 - Miscellaneous Other	\$ 10,000	\$ 1,000	\$ 58,000	\$ 16,550	\$ 25,000	\$ -	\$ 25,000	\$ 25,000	0.00%	
39900 - Fund Balance Utilization	\$ -	\$ -	\$ -	\$ -	\$ -	\$ -	\$ 36,000	\$ 36,000	0.00%	
Transfers In	\$ 7,300	\$ -	\$ 50,000	\$ -	\$ -	\$ -	\$ -	\$ -	0.00%	
39000 - Transfer From Other Funds	\$ 7,300	\$ -	\$ -	\$ -	\$ -	\$ -	\$ -	\$ -	0.00%	
39430 - Transfer from Farmland Preservation Fund 430	\$ -	\$ -	\$ 50,000	\$ -	\$ -	\$ -	\$ -	\$ -	0.00%	
Grants	\$ 11,873	\$ -	\$ -	\$ 108,851	\$ 195,334	\$ -	\$ 175,334	\$ 175,334	0.00%	
32355 - USDA Urban AG Prod Grant	\$ -	\$ -	\$ -	\$ 103,851	\$ 195,334	\$ -	\$ 175,334	\$ 175,334	0.00%	
32379 - USDA Farm to School Grant/JJC Program	\$ 11,873	\$ -	\$ -	\$ -	\$ -	\$ -	\$ -	\$ -	0.00%	
33892 - Farming with Pollinators Grant	\$ -	\$ -	\$ -	\$ 5,000	\$ -	\$ -	\$ -	\$ -	0.00%	
521 Bowes Creek Special Service Area	\$ (0)	\$ (16)	\$ 59	\$ 75	\$ 60	\$ -	\$ 32	\$ 32	0.00%	

Committee Revenue Budget Report - by Account Detail

Through December 31, 2025 (8.3% YTD)

*2021, 2022, 2023, 2024, 2025 DRAFT** and 2026 Actual Fiscal Year

Department / Fund / Account Classification	2021 Actual Amount*	2022 Actual Amount*	2023 Actual Amount*	2024 Actual Amount*	2025 Actual Amount DRAFT**	2026 Actual Amount	2026 Amended Budget	2026 Adopted Budget	2026 YTD% Actual/Amended Budget	2021 - 2026 Trend
Revenue	\$ (0)	\$ (16)	\$ 59	\$ 75	\$ 60	\$ -	\$ 32	\$ 32	0.00%	
Interest Revenue	\$ (0)	\$ (16)	\$ 59	\$ 75	\$ 60	\$ -	\$ 32	\$ 32	0.00%	
38000 - Investment Income	\$ (0)	\$ (16)	\$ 59	\$ 75	\$ 60	\$ -	\$ 32	\$ 32	0.00%	
5300 Sunvale SBA SW 37	\$ (0)	\$ (34)	\$ 127	\$ 160	\$ 129	\$ -	\$ 92	\$ 92	0.00%	
Revenue	\$ (0)	\$ (34)	\$ 127	\$ 160	\$ 129	\$ -	\$ 92	\$ 92	0.00%	
Interest Revenue	\$ (0)	\$ (34)	\$ 127	\$ 160	\$ 129	\$ -	\$ 92	\$ 92	0.00%	
38000 - Investment Income	\$ (0)	\$ (34)	\$ 127	\$ 160	\$ 129	\$ -	\$ 92	\$ 92	0.00%	
5301 Middle Creek SBA SW38	\$ (0)	\$ (27)	\$ 658	\$ 166	\$ 781	\$ -	\$ 73	\$ 73	0.00%	
Revenue	\$ (0)	\$ (27)	\$ 658	\$ 166	\$ 781	\$ -	\$ 73	\$ 73	0.00%	
Interest Revenue	\$ (0)	\$ (27)	\$ 98	\$ 166	\$ 133	\$ -	\$ 73	\$ 73	0.00%	
38000 - Investment Income	\$ (0)	\$ (27)	\$ 98	\$ 166	\$ 133	\$ -	\$ 73	\$ 73	0.00%	
Property Taxes	\$ -	\$ -	\$ 560	\$ -	\$ 648	\$ -	\$ -	\$ -	0.00%	
30000 - Property Taxes	\$ -	\$ -	\$ 560	\$ -	\$ 648	\$ -	\$ -	\$ -	0.00%	
5302 Shirewood Farm SSA SW39	\$ 110	\$ 106	\$ 124	\$ 135	\$ 135	\$ -	\$ 120	\$ 120	0.00%	
Revenue	\$ 110	\$ 106	\$ 124	\$ 135	\$ 135	\$ -	\$ 120	\$ 120	0.00%	
Interest Revenue	\$ (0)	\$ (4)	\$ 13	\$ 25	\$ 25	\$ -	\$ 10	\$ 10	0.00%	
38000 - Investment Income	\$ (0)	\$ (4)	\$ 13	\$ 25	\$ 25	\$ -	\$ 10	\$ 10	0.00%	
Property Taxes	\$ 110	\$ 110	\$ 110	\$ 110	\$ 110	\$ -	\$ 110	\$ 110	0.00%	
30000 - Property Taxes	\$ 110	\$ 110	\$ 110	\$ 110	\$ 110	\$ -	\$ 110	\$ 110	0.00%	
5303 Ogden Gardens SBA SW40	\$ (0)	\$ (84)	\$ 311	\$ 392	\$ 334	\$ -	\$ 226	\$ 226	0.00%	
Revenue	\$ (0)	\$ (84)	\$ 311	\$ 392	\$ 334	\$ -	\$ 226	\$ 226	0.00%	
Interest Revenue	\$ (0)	\$ (84)	\$ 311	\$ 392	\$ 316	\$ -	\$ 226	\$ 226	0.00%	
38000 - Investment Income	\$ (0)	\$ (84)	\$ 311	\$ 392	\$ 316	\$ -	\$ 226	\$ 226	0.00%	
Property Taxes	\$ -	\$ -	\$ -	\$ -	\$ 18	\$ -	\$ -	\$ -	0.00%	
30000 - Property Taxes	\$ -	\$ -	\$ -	\$ -	\$ 18	\$ -	\$ -	\$ -	0.00%	
5304 Wildwood West SBA SW41	\$ 996	\$ 8,936	\$ 1,467	\$ 6,713	\$ 3,933	\$ -	\$ 3,579	\$ 3,579	0.00%	
Revenue	\$ 996	\$ 8,936	\$ 1,467	\$ 6,713	\$ 3,933	\$ -	\$ 3,579	\$ 3,579	0.00%	
Interest Revenue	\$ (4)	\$ (266)	\$ 802	\$ 1,036	\$ 1,039	\$ -	\$ 579	\$ 579	0.00%	
38000 - Investment Income	\$ (4)	\$ (266)	\$ 802	\$ 1,036	\$ 1,039	\$ -	\$ 579	\$ 579	0.00%	
Property Taxes	\$ 1,000	\$ 9,202	\$ 665	\$ 5,677	\$ 2,894	\$ -	\$ 3,000	\$ 3,000	0.00%	
30000 - Property Taxes	\$ 1,000	\$ 9,202	\$ 665	\$ 5,677	\$ 2,894	\$ -	\$ 3,000	\$ 3,000	0.00%	
5306 Cheval DeSelle Venetian SBA SW43	\$ 5,017	\$ 2,077	\$ 2,174	\$ 263	\$ 207	\$ -	\$ 81	\$ 81	0.00%	
Revenue	\$ 5,017	\$ 2,077	\$ 2,174	\$ 263	\$ 207	\$ -	\$ 81	\$ 81	0.00%	
Interest Revenue	\$ 8	\$ 19	\$ 113	\$ 263	\$ 207	\$ -	\$ 81	\$ 81	0.00%	
38000 - Investment Income	\$ 8	\$ 19	\$ 113	\$ 263	\$ 207	\$ -	\$ 81	\$ 81	0.00%	
Other	\$ -	\$ -	\$ -	\$ -	\$ -	\$ -	\$ -	\$ -	0.00%	
39900 - Fund Balance Utilization	\$ -	\$ -	\$ -	\$ -	\$ -	\$ -	\$ -	\$ -	0.00%	
Property Taxes	\$ 5,009	\$ 2,058	\$ 2,061	\$ -	\$ -	\$ -	\$ -	\$ -	0.00%	
30000 - Property Taxes	\$ 5,009	\$ 2,058	\$ 2,061	\$ -	\$ -	\$ -	\$ -	\$ -	0.00%	
5308 Plank Road Estates SBA SW45	\$ 3,155	\$ 1,781	\$ 1,100	\$ 1,759	\$ 1,124	\$ -	\$ 1,634	\$ 1,634	0.00%	
Revenue	\$ 3,155	\$ 1,781	\$ 1,100	\$ 1,759	\$ 1,124	\$ -	\$ 1,634	\$ 1,634	0.00%	
Interest Revenue	\$ 5	\$ 6	\$ 82	\$ 180	\$ 211	\$ -	\$ 59	\$ 59	0.00%	
38000 - Investment Income	\$ 5	\$ 6	\$ 82	\$ 180	\$ 211	\$ -	\$ 59	\$ 59	0.00%	





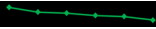
Committee Revenue Budget Report - by Account Detail

Through December 31, 2025 (8.3% YTD)


















































*2021, 2022, 2023, 2024, 2025 DRAFT** and 2026 Actual Fiscal Year

Department / Fund / Account Classification	2021 Actual Amount*	2022 Actual Amount*	2023 Actual Amount*	2024 Actual Amount*	2025 Actual Amount DRAFT**	2026 Actual Amount	2026 Amended Budget	2026 Adopted Budget	2026 YTD% Actual/Amended Budget	2021 - 2026 Trend
Other	\$ -	\$ -	\$ -	\$ -	\$ -	\$ -	\$ -	\$ -	0.00%	
39900 - Fund Balance Utilization	\$ -	\$ -	\$ -	\$ -	\$ -	\$ -	\$ -	\$ -	0.00%	
Property Taxes	\$ 3,150	\$ 1,775	\$ 1,017	\$ 1,578	\$ 913	\$ -	\$ 1,575	\$ 1,575	0.00%	
30000 - Property Taxes	\$ 3,150	\$ 1,775	\$ 1,017	\$ 1,578	\$ 913	\$ -	\$ 1,575	\$ 1,575	0.00%	
5310 Exposition View SBA SW47	\$ 4,148	\$ 589	\$ 533	\$ 590	\$ 588	\$ -	\$ 528	\$ 528	0.00%	
Revenue	\$ 4,148	\$ 589	\$ 533	\$ 590	\$ 588	\$ -	\$ 528	\$ 528	0.00%	
Interest Revenue	\$ 6	\$ 32	\$ 39	\$ 86	\$ 91	\$ -	\$ 28	\$ 28	0.00%	
38000 - Investment Income	\$ 6	\$ 32	\$ 39	\$ 86	\$ 91	\$ -	\$ 28	\$ 28	0.00%	
Other	\$ -	\$ -	\$ -	\$ -	\$ -	\$ -	\$ -	\$ -	0.00%	
39900 - Fund Balance Utilization	\$ -	\$ -	\$ -	\$ -	\$ -	\$ -	\$ -	\$ -	0.00%	
Property Taxes	\$ 4,143	\$ 557	\$ 494	\$ 504	\$ 497	\$ -	\$ 500	\$ 500	0.00%	
30000 - Property Taxes	\$ 4,143	\$ 557	\$ 494	\$ 504	\$ 497	\$ -	\$ 500	\$ 500	0.00%	
5311 Pasadena Drive SBA SW48	\$ 2,884	\$ 2,736	\$ 1,584	\$ 1,366	\$ 6,556	\$ -	\$ 117	\$ 117	0.00%	
Revenue	\$ 2,884	\$ 2,736	\$ 1,584	\$ 1,366	\$ 6,556	\$ -	\$ 117	\$ 117	0.00%	
Interest Revenue	\$ 4	\$ (33)	\$ 170	\$ 66	\$ 110	\$ -	\$ 117	\$ 117	0.00%	
38000 - Investment Income	\$ 4	\$ (33)	\$ 170	\$ 66	\$ 110	\$ -	\$ 117	\$ 117	0.00%	
Other	\$ -	\$ -	\$ -	\$ -	\$ -	\$ -	\$ -	\$ -	0.00%	
39900 - Fund Balance Utilization	\$ -	\$ -	\$ -	\$ -	\$ -	\$ -	\$ -	\$ -	0.00%	
Transfers In	\$ -	\$ -	\$ -	\$ -	\$ 5,144	\$ -	\$ -	\$ -	0.00%	
39622 - Transfer from Recovery Zone Bond Fund 622	\$ -	\$ -	\$ -	\$ -	\$ 5,144	\$ -	\$ -	\$ -	0.00%	
Property Taxes	\$ 2,880	\$ 2,769	\$ 1,414	\$ 1,300	\$ 1,302	\$ -	\$ -	\$ -	0.00%	
30000 - Property Taxes	\$ 2,880	\$ 2,769	\$ 1,414	\$ 1,300	\$ 1,302	\$ -	\$ -	\$ -	0.00%	
5312 Tamara Dittman SBA SW 50	\$ 1	\$ -	\$ 1,230	\$ 1,196	\$ 550	\$ 550	\$ 1,120	\$ 1,120	49.11%	
Revenue	\$ 1	\$ -	\$ 1,230	\$ 1,196	\$ 550	\$ 550	\$ 1,120	\$ 1,120	49.11%	
Interest Revenue	\$ -	\$ -	\$ 15	\$ (19)	\$ -	\$ -	\$ 20	\$ 20	0.00%	
38000 - Investment Income	\$ -	\$ -	\$ 15	\$ (19)	\$ -	\$ -	\$ 20	\$ 20	0.00%	
Transfers In	\$ -	\$ -	\$ -	\$ -	\$ -	\$ 550	\$ 550	\$ 550	100.00%	
39405 - Transfer from Cost Share Drainage Fund 405	\$ -	\$ -	\$ -	\$ -	\$ -	\$ 550	\$ 550	\$ 550	100.00%	
Property Taxes	\$ 1	\$ -	\$ 1,214	\$ 1,214	\$ 550	\$ -	\$ 550	\$ 550	0.00%	
30000 - Property Taxes	\$ 1	\$ -	\$ 1,214	\$ 1,214	\$ 550	\$ -	\$ 550	\$ 550	0.00%	
5313 Church Molitor SSA SA 52	\$ -	\$ 18	\$ 3,352	\$ 3,324	\$ 501	\$ 500	\$ 1,020	\$ 1,020	49.02%	
Revenue	\$ -	\$ 18	\$ 3,352	\$ 3,324	\$ 501	\$ 500	\$ 1,020	\$ 1,020	49.02%	
Interest Revenue	\$ -	\$ 18	\$ 13	\$ (17)	\$ 0	\$ -	\$ 20	\$ 20	0.00%	
38000 - Investment Income	\$ -	\$ 18	\$ 13	\$ (17)	\$ 0	\$ -	\$ 20	\$ 20	0.00%	
Transfers In	\$ -	\$ -	\$ -	\$ -	\$ -	\$ 500	\$ 500	\$ 500	100.00%	
39405 - Transfer from Cost Share Drainage Fund 405	\$ -	\$ -	\$ -	\$ -	\$ -	\$ 500	\$ 500	\$ 500	100.00%	
Property Taxes	\$ -	\$ -	\$ 3,339	\$ 3,341	\$ 501	\$ -	\$ 500	\$ 500	0.00%	
30000 - Property Taxes	\$ -	\$ -	\$ 3,339	\$ 3,341	\$ 501	\$ -	\$ 500	\$ 500	0.00%	
5314 45W185 Plank Road SSA SW 54	\$ -	\$ 56	\$ 3,990	\$ 1,985	\$ 6,000	\$ -	\$ 4,002	\$ 4,002	0.00%	
Revenue	\$ -	\$ 56	\$ 3,990	\$ 1,985	\$ 6,000	\$ -	\$ 4,002	\$ 4,002	0.00%	
Interest Revenue	\$ -	\$ (1)	\$ (16)	\$ (19)	\$ -	\$ -	\$ 2	\$ 2	0.00%	
38000 - Investment Income	\$ -	\$ (1)	\$ (16)	\$ (19)	\$ -	\$ -	\$ 2	\$ 2	0.00%	
Property Taxes	\$ -	\$ 57	\$ 4,006	\$ 2,004	\$ 6,000	\$ -	\$ 4,000	\$ 4,000	0.00%	
30000 - Property Taxes	\$ -	\$ 57	\$ 4,006	\$ 2,004	\$ 6,000	\$ -	\$ 4,000	\$ 4,000	0.00%	
5315 Boyer Road Special Service Area	\$ -	\$ -	\$ -	\$ 688	\$ 700	\$ -	\$ 700	\$ 700	0.00%	
Revenue	\$ -	\$ -	\$ -	\$ 688	\$ 700	\$ -	\$ 700	\$ 700	0.00%	

Committee Revenue Budget Report - by Account Detail
Through December 31, 2025 (8.3% YTD)
*2021, 2022, 2023, 2024, 2025 DRAFT** and 2026 Actual Fiscal Year

Department / Fund / Account Classification	2021 Actual Amount*	2022 Actual Amount*	2023 Actual Amount*	2024 Actual Amount*	2025 Actual Amount DRAFT**	2026 Actual Amount	2026 Amended Budget	2026 Adopted Budget	2026 YTD% Actual/Amended Budget	2021 - 2026 Trend
Interest Revenue	\$ -	\$ -	\$ -	\$ (12)	\$ -	\$ -	\$ -	\$ -	0.00%	
38000 - Investment Income	\$ -	\$ -	\$ -	\$ (12)	\$ -	\$ -	\$ -	\$ -	0.00%	
Property Taxes	\$ -	\$ -	\$ -	\$ 700	\$ 700	\$ -	\$ 700	\$ 700	0.00%	
30000 - Property Taxes	\$ -	\$ -	\$ -	\$ 700	\$ 700	\$ -	\$ 700	\$ 700	0.00%	
Grand Total	\$ 20,181,597	\$ 13,169,433	\$ 11,833,629	\$ 8,460,828	\$ 6,894,049	\$ 1,849,374	\$ 12,003,928	\$ 12,003,928	15.41%	

Committee Expense Budget Report - by Account Detail
Through December 31, 2025 (8.3% YTD, 7.69% Payroll Expense through Pay Period Ending 12/20/2025)
*2021, 2022, 2023, 2024, 2025 DRAFT** and 2026 Actual Fiscal Year

Department / Fund / Account Classification	2021 Actual Amount*	2022 Actual Amount*	2023 Actual Amount*	2024 Actual Amount*	2025 Actual Amount DRAFT**	2026 Actual Amount	2026 Amended Budget	2026 Adopted Budget	2026 YTD% Actual/Amended Budget	2021 - 2026 Trend
690 Development	\$ 19,086,002	\$ 12,479,763	\$ 10,587,785	\$ 6,459,497	\$ 12,374,489	\$ 202,784	\$ 10,844,735	\$ 10,844,735	1.87%	
001 General Fund	\$ 1,125,946	\$ 1,125,284	\$ 1,295,698	\$ 1,300,375	\$ 1,397,685	\$ 56,287	\$ 1,173,857	\$ 1,173,857	4.80%	
Expenses	\$ 1,125,946	\$ 1,125,284	\$ 1,295,698	\$ 1,300,375	\$ 1,397,685	\$ 56,287	\$ 1,173,857	\$ 1,173,857	4.80%	
Personnel Services- Salaries & Wages	\$ 841,583	\$ 853,031	\$ 929,360	\$ 1,191,631	\$ 1,268,803	\$ 54,120	\$ 1,023,125	\$ 1,023,125	5.29%	
40000 - Salaries and Wages	\$ 837,032	\$ 848,365	\$ 922,512	\$ 1,184,566	\$ 1,260,711	\$ 53,728	\$ 1,023,125	\$ 1,023,125	5.25%	
40002 - Non-Union Wage Increase	\$ -	\$ -	\$ -	\$ -	\$ -	\$ -	\$ -	\$ -	0.00%	
40003 - Cost of Living Increase	\$ -	\$ -	\$ -	\$ -	\$ -	\$ -	\$ -	\$ -	0.00%	
40005 - New Position Budget Moved to Contingency	\$ -	\$ -	\$ -	\$ -	\$ -	\$ -	\$ -	\$ -	0.00%	
40007 - Equity Study Adjustments	\$ -	\$ -	\$ -	\$ -	\$ -	\$ -	\$ -	\$ -	0.00%	
40200 - Overtime Salaries	\$ -	\$ 106	\$ 67	\$ 44	\$ 412	\$ 32	\$ -	\$ -	0.00%	
40300 - Employee Per Diem	\$ 4,551	\$ 4,560	\$ 6,780	\$ 7,020	\$ 7,680	\$ 360	\$ -	\$ -	0.00%	
Personnel Services- Employee Benefits	\$ 211,289	\$ 220,398	\$ 244,532	\$ 280,271	\$ -	\$ -	\$ 417,371	\$ 417,371	0.00%	
45000 - Healthcare Contribution	\$ 205,098	\$ 214,343	\$ 238,593	\$ 274,216	\$ -	\$ -	\$ 247,902	\$ 247,902	0.00%	
45010 - Dental Contribution	\$ 6,191	\$ 6,055	\$ 5,938	\$ 6,055	\$ -	\$ -	\$ 6,674	\$ 6,674	0.00%	
45100 - FICA/SS Contribution	\$ -	\$ -	\$ -	\$ -	\$ -	\$ -	\$ 78,167	\$ 78,167	0.00%	
45200 - IMRF Contribution	\$ -	\$ -	\$ -	\$ -	\$ -	\$ -	\$ 66,921	\$ 66,921	0.00%	
53010 - Workers Compensation	\$ -	\$ -	\$ -	\$ -	\$ -	\$ -	\$ 17,707	\$ 17,707	0.00%	
Contractual Services	\$ 32,195	\$ 31,190	\$ 67,019	\$ 49,577	\$ 59,166	\$ 1,399	\$ 71,946	\$ 71,946	1.94%	
50150 - Contractual/Consulting Services	\$ 13,014	\$ 13,146	\$ 30,886	\$ 18,811	\$ 38,320	\$ 1,217	\$ 50,446	\$ 50,446	2.41%	
52130 - Repairs and Maint- Computers	\$ -	\$ -	\$ 877	\$ 877	\$ -	\$ -	\$ -	\$ -	0.00%	
52140 - Repairs and Maint- Copiers	\$ 515	\$ 1,363	\$ 1,739	\$ 1,739	\$ 948	\$ -	\$ 1,000	\$ 1,000	0.00%	
52230 - Repairs and Maint- Vehicles	\$ 3,866	\$ 2,824	\$ 7,562	\$ 8,848	\$ 4,097	\$ -	\$ 5,000	\$ 5,000	0.00%	
53060 - General Printing	\$ -	\$ -	\$ 429	\$ -	\$ -	\$ -	\$ 1,000	\$ 1,000	0.00%	
53070 - Legal Printing	\$ 6,956	\$ 7,069	\$ 12,521	\$ 9,032	\$ 6,136	\$ 182	\$ 4,000	\$ 4,000	4.54%	
53100 - Conferences and Meetings	\$ 1,990	\$ 2,774	\$ 8,115	\$ 5,939	\$ 2,864	\$ -	\$ 2,000	\$ 2,000	0.00%	
53110 - Employee Training	\$ -	\$ -	\$ -	\$ -	\$ -	\$ -	\$ 500	\$ 500	0.00%	
53120 - Employee Mileage Expense	\$ 256	\$ 327	\$ 929	\$ 309	\$ 738	\$ -	\$ 1,500	\$ 1,500	0.00%	
53130 - General Association Dues	\$ 5,598	\$ 3,687	\$ 3,961	\$ 4,022	\$ 6,063	\$ -	\$ 6,000	\$ 6,000	0.00%	
55000 - Miscellaneous Contractual Exp	\$ -	\$ -	\$ -	\$ -	\$ -	\$ -	\$ 500	\$ 500	0.00%	
Commodities	\$ 40,879	\$ 20,665	\$ 54,788	\$ 59,167	\$ 69,715	\$ 769	\$ 78,786	\$ 78,786	0.98%	
60000 - Office Supplies	\$ 2,419	\$ 4,505	\$ 4,081	\$ 9,189	\$ 4,667	\$ 723	\$ 7,000	\$ 7,000	10.32%	
60010 - Operating Supplies	\$ 5,502	\$ 5,859	\$ 5,012	\$ 3,251	\$ 3,316	\$ 46	\$ 5,000	\$ 5,000	0.92%	
60020 - Computer Related Supplies	\$ 563	\$ 248	\$ -	\$ -	\$ -	\$ -	\$ 1,000	\$ 1,000	0.00%	
60050 - Books and Subscriptions	\$ -	\$ -	\$ 10	\$ -	\$ -	\$ -	\$ 500	\$ 500	0.00%	
60060 - Computer Software- Non Capital	\$ 27,918	\$ 297	\$ 34,716	\$ 35,990	\$ 51,777	\$ -	\$ 52,306	\$ 52,306	0.00%	
60070 - Computer Hardware- Non Capital	\$ -	\$ 15	\$ -	\$ -	\$ -	\$ -	\$ 980	\$ 980	0.00%	
63040 - Fuel- Vehicles	\$ 4,477	\$ 9,741	\$ 10,968	\$ 10,736	\$ 9,956	\$ -	\$ 12,000	\$ 12,000	0.00%	
Services	\$ -	\$ -	\$ -	\$ (280,271)	\$ -	\$ -	\$ (417,371)	\$ (417,371)	0.00%	
45005 - Healthcare Contribution Contra Account	\$ -	\$ -	\$ -	\$ (274,216)	\$ -	\$ -	\$ (247,902)	\$ (247,902)	0.00%	
45015 - Dental Insurance Contra Account	\$ -	\$ -	\$ -	\$ (6,055)	\$ -	\$ -	\$ (6,674)	\$ (6,674)	0.00%	
45105 - FICA/SS Contribution Contra Account	\$ -	\$ -	\$ -	\$ -	\$ -	\$ -	\$ (78,167)	\$ (78,167)	0.00%	
45205 - IMRF Contribution Contra Account	\$ -	\$ -	\$ -	\$ -	\$ -	\$ -	\$ (66,921)	\$ (66,921)	0.00%	
53015 - Worker's Comp Contra Account	\$ -	\$ -	\$ -	\$ -	\$ -	\$ -	\$ (17,707)	\$ (17,707)	0.00%	
400 Economic Development	\$ 92,557	\$ 111,664	\$ 268,002	\$ 768,298	\$ 1,483,377	\$ 51,021	\$ 2,030,534	\$ 2,030,534	2.51%	
Expenses	\$ 92,557	\$ 111,664	\$ 268,002	\$ 768,298	\$ 1,483,377	\$ 51,021	\$ 2,030,534	\$ 2,030,534	2.51%	
Personnel Services- Salaries & Wages	\$ 43,200	\$ 44,441	\$ 45,785	\$ 62,190	\$ 69,580	\$ 18,251	\$ 355,813	\$ 355,813	5.13%	
40000 - Salaries and Wages	\$ 43,200	\$ 44,441	\$ 45,785	\$ 62,190	\$ 69,580	\$ 18,251	\$ 355,813	\$ 355,813	5.13%	
40002 - Non-Union Wage Increase	\$ -	\$ -	\$ -	\$ -	\$ -	\$ -	\$ -	\$ -	0.00%	
Personnel Services- Employee Benefits	\$ 19,511	\$ 19,795	\$ 20,576	\$ 22,073	\$ 25,837	\$ 5,255	\$ 117,738	\$ 117,738	4.46%	

Committee Expense Budget Report - by Account Detail
Through December 31, 2025 (8.3% YTD, 7.69% Payroll Expense through Pay Period Ending 12/20/2025)
*2021, 2022, 2023, 2024, 2025 DRAFT** and 2026 Actual Fiscal Year

Department / Fund / Account Classification	2021 Actual Amount*	2022 Actual Amount*	2023 Actual Amount*	2024 Actual Amount*	2025 Actual Amount DRAFT**	2026 Actual Amount	2026 Amended Budget	2026 Adopted Budget	2026 YTD% Actual/Amended Budget	2021 - 2026 Trend
45000 - Healthcare Contribution	\$ 11,148	\$ 12,288	\$ 13,701	\$ 13,483	\$ 15,322	\$ 3,027	\$ 59,289	\$ 59,289	5.11%	
45010 - Dental Contribution	\$ 418	\$ 418	\$ 418	\$ 448	\$ 476	\$ 88	\$ 1,850	\$ 1,850	4.75%	
45100 - FICA/SS Contribution	\$ 3,102	\$ 3,102	\$ 3,241	\$ 4,453	\$ 5,210	\$ 1,174	\$ 27,167	\$ 27,167	4.32%	
45200 - IMRF Contribution	\$ 3,556	\$ 2,754	\$ 2,199	\$ 2,672	\$ 3,710	\$ 966	\$ 23,273	\$ 23,273	4.15%	
53010 - Workers Compensation	\$ 1,288	\$ 1,234	\$ 1,017	\$ 1,017	\$ 1,119	\$ -	\$ 6,159	\$ 6,159	0.00%	
Contractual Services	\$ 14,847	\$ 47,428	\$ 197,272	\$ 681,807	\$ 1,385,783	\$ 27,515	\$ 1,556,583	\$ 1,556,583	1.77%	
50150 - Contractual/Consulting Services	\$ 14,000	\$ 45,813	\$ 195,041	\$ 675,446	\$ 1,360,759	\$ 26,774	\$ 1,527,280	\$ 1,527,280	1.75%	
53000 - Liability Insurance	\$ 821	\$ 1,023	\$ 1,337	\$ 1,337	\$ 2,394	\$ -	\$ 13,272	\$ 13,272	0.00%	
53020 - Unemployment Claims	\$ 26	\$ 31	\$ 19	\$ 19	\$ 33	\$ -	\$ 214	\$ 214	0.00%	
53060 - General Printing	\$ -	\$ -	\$ -	\$ -	\$ 94	\$ -	\$ 500	\$ 500	0.00%	
53100 - Conferences and Meetings	\$ -	\$ 561	\$ 875	\$ 4,826	\$ 3,239	\$ 741	\$ 2,000	\$ 2,000	37.04%	
53120 - Employee Mileage Expense	\$ -	\$ -	\$ -	\$ 179	\$ -	\$ -	\$ 250	\$ 250	0.00%	
53130 - General Association Dues	\$ -	\$ -	\$ -	\$ -	\$ -	\$ -	\$ 6,000	\$ 6,000	0.00%	
55000 - Miscellaneous Contractual Exp	\$ -	\$ -	\$ -	\$ -	\$ 19,264	\$ -	\$ 7,067	\$ 7,067	0.00%	
Commodities	\$ -	\$ -	\$ -	\$ -	\$ -	\$ -	\$ 400	\$ 400	0.00%	
60000 - Office Supplies	\$ -	\$ -	\$ -	\$ -	\$ -	\$ -	\$ 100	\$ 100	0.00%	
60050 - Books and Subscriptions	\$ -	\$ -	\$ -	\$ -	\$ -	\$ -	\$ 200	\$ 200	0.00%	
60290 - Photography Supplies	\$ -	\$ -	\$ -	\$ -	\$ -	\$ -	\$ 100	\$ 100	0.00%	
Transfers Out	\$ 15,000	\$ -	\$ 4,370	\$ 2,228	\$ 2,177	\$ -	\$ -	\$ -	0.00%	
99000 - Transfer To Other Funds	\$ 15,000	\$ -	\$ -	\$ -	\$ -	\$ -	\$ -	\$ -	0.00%	
99001 - Transfer to General Fund 001	\$ -	\$ -	\$ 4,370	\$ 2,228	\$ 2,177	\$ -	\$ -	\$ -	0.00%	
Contingency and Other	\$ -	\$ -	\$ -	\$ -	\$ -	\$ -	\$ -	\$ -	0.00%	
89000 - Addition to Fund Balance	\$ -	\$ -	\$ -	\$ -	\$ -	\$ -	\$ -	\$ -	0.00%	
401 Community Dev Block Program	\$ 1,711,654	\$ 1,770,923	\$ 3,133,563	\$ 1,356,149	\$ 887,530	\$ 20,892	\$ 1,694,188	\$ 1,694,188	1.23%	
Expenses	\$ 1,711,654	\$ 1,770,923	\$ 3,133,563	\$ 1,356,149	\$ 887,530	\$ 20,892	\$ 1,694,188	\$ 1,694,188	1.23%	
Personnel Services- Salaries & Wages	\$ 149,433	\$ 107,746	\$ 129,165	\$ 109,721	\$ 122,436	\$ 13,592	\$ 291,586	\$ 291,586	4.66%	
40000 - Salaries and Wages	\$ 149,433	\$ 107,746	\$ 129,165	\$ 109,721	\$ 122,436	\$ 13,592	\$ 291,586	\$ 291,586	4.66%	
40002 - Non-Union Wage Increase	\$ -	\$ -	\$ -	\$ -	\$ -	\$ -	\$ -	\$ -	0.00%	
40003 - Cost of Living Increase	\$ -	\$ -	\$ -	\$ -	\$ -	\$ -	\$ -	\$ -	0.00%	
Personnel Services- Employee Benefits	\$ 55,023	\$ 33,938	\$ 34,487	\$ 25,618	\$ 36,605	\$ 5,195	\$ 108,438	\$ 108,438	4.79%	
45000 - Healthcare Contribution	\$ 25,982	\$ 15,041	\$ 15,001	\$ 10,506	\$ 19,488	\$ 3,506	\$ 60,011	\$ 60,011	5.84%	
45010 - Dental Contribution	\$ 956	\$ 703	\$ 594	\$ 479	\$ 414	\$ 49	\$ 2,006	\$ 2,006	2.44%	
45100 - FICA/SS Contribution	\$ 11,038	\$ 8,038	\$ 9,555	\$ 8,164	\$ 9,087	\$ 902	\$ 22,294	\$ 22,294	4.05%	
45200 - IMRF Contribution	\$ 12,691	\$ 7,191	\$ 6,532	\$ 4,903	\$ 6,467	\$ 738	\$ 19,076	\$ 19,076	3.87%	
53010 - Workers Compensation	\$ 4,356	\$ 2,964	\$ 2,805	\$ 1,566	\$ 1,149	\$ -	\$ 5,051	\$ 5,051	0.00%	
Contractual Services	\$ 1,479,669	\$ 1,615,018	\$ 2,938,281	\$ 1,181,408	\$ 723,712	\$ -	\$ 1,253,950	\$ 1,253,950	0.00%	
50150 - Contractual/Consulting Services	\$ 625	\$ 10,072	\$ 3,365	\$ -	\$ 3,434	\$ -	\$ 25,000	\$ 25,000	0.00%	
50340 - Software Licensing Cost	\$ 1,211	\$ -	\$ 23	\$ 94	\$ -	\$ -	\$ 514	\$ 514	0.00%	
50350 - Notary Services	\$ -	\$ -	\$ -	\$ 44	\$ -	\$ -	\$ -	\$ -	0.00%	
50590 - Professional Services	\$ 1,605	\$ 64	\$ 157	\$ 79	\$ 58	\$ -	\$ 101	\$ 101	0.00%	
52010 - Janitorial Services	\$ 1,253	\$ 893	\$ 1,058	\$ 754	\$ 373	\$ -	\$ 814	\$ 814	0.00%	
52110 - Repairs and Maint- Buildings	\$ -	\$ 178	\$ 175	\$ 82	\$ 57	\$ -	\$ 231	\$ 231	0.00%	
52140 - Repairs and Maint- Copiers	\$ 131	\$ 77	\$ 114	\$ 71	\$ 80	\$ -	\$ 80	\$ 80	0.00%	
52180 - Building Space Rental	\$ 12,332	\$ 7,981	\$ 9,044	\$ 6,573	\$ 2,973	\$ -	\$ -	\$ -	0.00%	
52230 - Repairs and Maint- Vehicles	\$ 69	\$ 443	\$ 109	\$ 1,069	\$ -	\$ -	\$ 100	\$ 100	0.00%	
53000 - Liability Insurance	\$ 2,777	\$ 2,456	\$ 3,772	\$ 3,412	\$ 3,256	\$ -	\$ 10,877	\$ 10,877	0.00%	
53020 - Unemployment Claims	\$ 88	\$ 74	\$ 52	\$ 55	\$ 44	\$ -	\$ 175	\$ 175	0.00%	
53070 - Legal Printing	\$ 138	\$ -	\$ 222	\$ 35	\$ 564	\$ -	\$ 300	\$ 300	0.00%	
53100 - Conferences and Meetings	\$ 400	\$ 150	\$ 662	\$ 190	\$ 267	\$ -	\$ 650	\$ 650	0.00%	













































Committee Expense Budget Report - by Account Detail
Through December 31, 2025 (8.3% YTD, 7.69% Payroll Expense through Pay Period Ending 12/20/2025)
*2021, 2022, 2023, 2024, 2025 DRAFT** and 2026 Actual Fiscal Year

Department / Fund / Account Classification	2021 Actual Amount*	2022 Actual Amount*	2023 Actual Amount*	2024 Actual Amount*	2025 Actual Amount DRAFT**	2026 Actual Amount	2026 Amended Budget	2026 Adopted Budget	2026 YTD% Actual/Amended Budget	2021 - 2026 Trend
53110 - Employee Training	\$ 375	\$ 2,272	\$ 2,287	\$ 5,490	\$ 7,919	\$ -	\$ 7,500	\$ 7,500	0.00%	
53120 - Employee Mileage Expense	\$ -	\$ 37	\$ 40	\$ -	\$ 45	\$ -	\$ 250	\$ 250	0.00%	
55000 - Miscellaneous Contractual Exp	\$ 1,458,664	\$ 1,590,321	\$ 2,917,202	\$ 1,163,459	\$ 704,643	\$ -	\$ 1,207,358	\$ 1,207,358	0.00%	
Commodities	\$ 5,729	\$ 7,501	\$ 5,374	\$ 6,990	\$ 2,036	\$ 2,105	\$ 3,502	\$ 3,502	60.11%	
60000 - Office Supplies	\$ 958	\$ 428	\$ 1,071	\$ 1,182	\$ 199	\$ -	\$ 100	\$ 100	0.00%	
60010 - Operating Supplies	\$ -	\$ -	\$ -	\$ -	\$ -	\$ -	\$ -	\$ -	0.00%	
60040 - Postage	\$ 84	\$ 4	\$ -	\$ -	\$ 19	\$ -	\$ 100	\$ 100	0.00%	
60050 - Books and Subscriptions	\$ 2,190	\$ 4,380	\$ 2,255	\$ 3,235	\$ -	\$ -	\$ 2,500	\$ 2,500	0.00%	
60070 - Computer Hardware- Non Capital	\$ -	\$ -	\$ -	\$ 1,030	\$ 840	\$ 2,105	\$ -	\$ -	0.00%	
63000 - Utilities- Natural Gas	\$ 120	\$ 142	\$ 164	\$ 79	\$ 69	\$ -	\$ -	\$ -	0.00%	
63010 - Utilities- Electric	\$ 110	\$ 76	\$ 96	\$ 55	\$ 47	\$ -	\$ -	\$ -	0.00%	
63040 - Fuel- Vehicles	\$ 843	\$ 1,187	\$ 500	\$ -	\$ -	\$ -	\$ -	\$ -	0.00%	
64000 - Telephone	\$ 727	\$ 753	\$ 618	\$ 539	\$ 317	\$ -	\$ -	\$ -	0.00%	
64010 - Cellular Phone	\$ 411	\$ 335	\$ 416	\$ 683	\$ 430	\$ -	\$ 629	\$ 629	0.00%	
64020 - Internet	\$ 287	\$ 197	\$ 254	\$ 186	\$ 116	\$ -	\$ 173	\$ 173	0.00%	
Transfers Out	\$ 21,800	\$ 6,721	\$ 26,256	\$ 32,412	\$ 2,741	\$ -	\$ 36,712	\$ 36,712	0.00%	
99000 - Transfer To Other Funds	\$ 21,800	\$ -	\$ -	\$ -	\$ -	\$ -	\$ -	\$ -	0.00%	
99001 - Transfer to General Fund 001	\$ -	\$ 6,721	\$ 4,456	\$ 4,412	\$ 2,741	\$ -	\$ 7,112	\$ 7,112	0.00%	
99404 - Transfer to Homeless Management Info Systems Fund 404	\$ -	\$ -	\$ 21,800	\$ 28,000	\$ -	\$ -	\$ 29,600	\$ 29,600	0.00%	
402 HOME Program	\$ 638,002	\$ 1,104,913	\$ 1,643,274	\$ 1,401,331	\$ 1,590,950	\$ 42,030	\$ 1,363,988	\$ 1,363,988	3.08%	
Expenses	\$ 638,002	\$ 1,104,913	\$ 1,643,274	\$ 1,401,331	\$ 1,590,950	\$ 42,030	\$ 1,363,988	\$ 1,363,988	3.08%	
Personnel Services- Salaries & Wages	\$ 56,468	\$ 77,701	\$ 71,478	\$ 44,701	\$ 31,096	\$ 3,779	\$ 84,902	\$ 84,902	4.45%	
40000 - Salaries and Wages	\$ 56,468	\$ 77,701	\$ 71,478	\$ 44,701	\$ 31,096	\$ 3,779	\$ 84,902	\$ 84,902	4.45%	
40002 - Non-Union Wage Increase	\$ -	\$ -	\$ -	\$ -	\$ -	\$ -	\$ -	\$ -	0.00%	
40003 - Cost of Living Increase	\$ -	\$ -	\$ -	\$ -	\$ -	\$ -	\$ -	\$ -	0.00%	
Personnel Services- Employee Benefits	\$ 14,638	\$ 20,143	\$ 18,752	\$ 9,579	\$ 8,670	\$ 1,713	\$ 33,187	\$ 33,187	5.16%	
45000 - Healthcare Contribution	\$ 3,395	\$ 6,539	\$ 7,973	\$ 3,474	\$ 4,400	\$ 1,248	\$ 19,074	\$ 19,074	6.54%	
45010 - Dental Contribution	\$ 292	\$ 485	\$ 347	\$ 197	\$ 102	\$ 10	\$ 612	\$ 612	1.56%	
45100 - FICA/SS Contribution	\$ 4,258	\$ 5,813	\$ 5,289	\$ 3,337	\$ 2,314	\$ 250	\$ 6,475	\$ 6,475	3.87%	
45200 - IMRF Contribution	\$ 4,883	\$ 5,154	\$ 3,604	\$ 2,002	\$ 1,646	\$ 205	\$ 5,555	\$ 5,555	3.70%	
53010 - Workers Compensation	\$ 1,810	\$ 2,153	\$ 1,539	\$ 569	\$ 207	\$ -	\$ 1,471	\$ 1,471	0.00%	
Contractual Services	\$ 566,468	\$ 1,003,747	\$ 1,549,660	\$ 1,344,890	\$ 1,550,329	\$ 34,434	\$ 1,242,640	\$ 1,242,640	2.77%	
50150 - Contractual/Consulting Services	\$ -	\$ -	\$ -	\$ -	\$ 3,433	\$ -	\$ 50,000	\$ 50,000	0.00%	
50340 - Software Licensing Cost	\$ 191	\$ -	\$ 11	\$ -	\$ -	\$ -	\$ 248	\$ 248	0.00%	
50590 - Professional Services	\$ 450	\$ 47	\$ 88	\$ 28	\$ 15	\$ -	\$ 49	\$ 49	0.00%	
52010 - Janitorial Services	\$ 265	\$ 590	\$ 594	\$ 294	\$ 112	\$ -	\$ 392	\$ 392	0.00%	
52110 - Repairs and Maint- Buildings	\$ -	\$ 110	\$ 110	\$ 26	\$ 12	\$ -	\$ 111	\$ 111	0.00%	
52140 - Repairs and Maint- Copiers	\$ 20	\$ 50	\$ 65	\$ 28	\$ 26	\$ -	\$ 39	\$ 39	0.00%	
52180 - Building Space Rental	\$ 2,556	\$ 5,267	\$ 5,077	\$ 2,345	\$ 648	\$ -	\$ -	\$ -	0.00%	
52230 - Repairs and Maint- Vehicles	\$ -	\$ -	\$ -	\$ -	\$ -	\$ -	\$ -	\$ -	0.00%	
53000 - Liability Insurance	\$ 1,154	\$ 1,784	\$ 2,087	\$ 1,390	\$ 831	\$ -	\$ 3,167	\$ 3,167	0.00%	
53020 - Unemployment Claims	\$ 37	\$ 54	\$ 29	\$ 22	\$ 11	\$ -	\$ 51	\$ 51	0.00%	
53070 - Legal Printing	\$ 84	\$ -	\$ 169	\$ 35	\$ 375	\$ -	\$ 300	\$ 300	0.00%	
53100 - Conferences and Meetings	\$ -	\$ 153	\$ 716	\$ 178	\$ 97	\$ -	\$ 550	\$ 550	0.00%	
53110 - Employee Training	\$ -	\$ 1,722	\$ 1,737	\$ 3,807	\$ 3,490	\$ -	\$ 7,500	\$ 7,500	0.00%	
53120 - Employee Mileage Expense	\$ -	\$ 20	\$ 39	\$ 61	\$ 68	\$ -	\$ -	\$ -	0.00%	
55000 - Miscellaneous Contractual Exp	\$ 561,711	\$ 993,951	\$ 1,538,939	\$ 1,336,675	\$ 1,541,211	\$ 34,434	\$ 1,180,233	\$ 1,180,233	2.92%	
Commodities	\$ 427	\$ 932	\$ 883	\$ 609	\$ 216	\$ 2,105	\$ 501	\$ 501	420.16%	
60000 - Office Supplies	\$ 50	\$ 21	\$ 65	\$ -	\$ -	\$ -	\$ 50	\$ 50	0.00%	

Committee Expense Budget Report - by Account Detail
Through December 31, 2025 (8.3% YTD, 7.69% Payroll Expense through Pay Period Ending 12/20/2025)
***2021, 2022, 2023, 2024, 2025 DRAFT** and 2026 Actual Fiscal Year**

Department / Fund / Account Classification	2021 Actual Amount*	2022 Actual Amount*	2023 Actual Amount*	2024 Actual Amount*	2025 Actual Amount DRAFT**	2026 Actual Amount	2026 Amended Budget	2026 Adopted Budget	2026 YTD% Actual/Amended Budget	2021 - 2026 Trend
60010 - Operating Supplies	\$ -	\$ -	\$ -	\$ -	\$ -	\$ -	\$ -	\$ -	0.00%	
60040 - Postage	\$ -	\$ 21	\$ -	\$ -	\$ -	\$ -	\$ 100	\$ 100	0.00%	
60050 - Books and Subscriptions	\$ -	\$ -	\$ -	\$ -	\$ 80	\$ -	\$ -	\$ -	0.00%	
60070 - Computer Hardware- Non Capital	\$ -	\$ -	\$ -	\$ -	\$ -	\$ 2,105	\$ -	\$ -	0.00%	
63000 - Utilities- Natural Gas	\$ 28	\$ 92	\$ 92	\$ 25	\$ 17	\$ -	\$ -	\$ -	0.00%	
63010 - Utilities- Electric	\$ 22	\$ 53	\$ 53	\$ 20	\$ 11	\$ -	\$ -	\$ -	0.00%	
63040 - Fuel- Vehicles	\$ 8	\$ -	\$ -	\$ -	\$ -	\$ -	\$ -	\$ -	0.00%	
64000 - Telephone	\$ 164	\$ 367	\$ 338	\$ 219	\$ 71	\$ -	\$ -	\$ -	0.00%	
64010 - Cellular Phone	\$ 95	\$ 248	\$ 192	\$ 197	\$ 83	\$ -	\$ 268	\$ 268	0.00%	
64020 - Internet	\$ 60	\$ 129	\$ 143	\$ 68	\$ 33	\$ -	\$ 83	\$ 83	0.00%	
Transfers Out	\$ -	\$ 2,390	\$ 2,501	\$ 1,552	\$ 639	\$ -	\$ 2,758	\$ 2,758	0.00%	
99000 - Transfer To Other Funds	\$ -	\$ -	\$ -	\$ -	\$ -	\$ -	\$ -	\$ -	0.00%	
99001 - Transfer to General Fund 001	\$ -	\$ 2,390	\$ 2,501	\$ 1,552	\$ 639	\$ -	\$ 2,758	\$ 2,758	0.00%	
403 Unincorporated Stormwater Mgmt	\$ -	\$ 2,920	\$ -	\$ -	\$ -	\$ -	\$ 39,240	\$ 39,240	0.00%	
Expenses	\$ -	\$ 2,920	\$ -	\$ -	\$ -	\$ -	\$ 39,240	\$ 39,240	0.00%	
Contractual Services	\$ -	\$ 2,920	\$ -	\$ -	\$ -	\$ -	\$ 30,000	\$ 30,000	0.00%	
50150 - Contractual/Consulting Services	\$ -	\$ 2,920	\$ -	\$ -	\$ -	\$ -	\$ 30,000	\$ 30,000	0.00%	
Capital	\$ -	\$ -	\$ -	\$ -	\$ -	\$ -	\$ -	\$ -	0.00%	
74000 - Land	\$ -	\$ -	\$ -	\$ -	\$ -	\$ -	\$ -	\$ -	0.00%	
Contingency and Other	\$ -	\$ -	\$ -	\$ -	\$ -	\$ -	\$ 9,240	\$ 9,240	0.00%	
89000 - Addition to Fund Balance	\$ -	\$ -	\$ -	\$ -	\$ -	\$ -	\$ 9,240	\$ 9,240	0.00%	
405 Cost Share Drainage	\$ 133,988	\$ 103,401	\$ 100,998	\$ 12,382	\$ 140,830	\$ 16,632	\$ 392,519	\$ 392,519	4.24%	
Expenses	\$ 133,988	\$ 103,401	\$ 100,998	\$ 12,382	\$ 140,830	\$ 16,632	\$ 392,519	\$ 392,519	4.24%	
Contractual Services	\$ 100,436	\$ 84,717	\$ 72,677	\$ 12,131	\$ 139,515	\$ 15,582	\$ 377,629	\$ 377,629	4.13%	
50020 - Special Studies	\$ 475	\$ 1,000	\$ 525	\$ 525	\$ 525	\$ -	\$ 1,000	\$ 1,000	0.00%	
50140 - Engineering Services	\$ 3,285	\$ -	\$ -	\$ -	\$ -	\$ -	\$ 32,414	\$ 32,414	0.00%	
50150 - Contractual/Consulting Services	\$ 95,266	\$ 82,717	\$ 70,937	\$ 7,954	\$ 140,825	\$ 15,582	\$ 143,000	\$ 143,000	10.90%	
50590 - Professional Services	\$ -	\$ -	\$ -	\$ 2,427	\$ (2,300)	\$ -	\$ 200,000	\$ 200,000	0.00%	
53130 - General Association Dues	\$ 1,410	\$ 1,000	\$ 1,215	\$ 1,225	\$ 465	\$ -	\$ 1,215	\$ 1,215	0.00%	
Commodities	\$ 100	\$ 100	\$ 378	\$ 251	\$ 1,315	\$ -	\$ 840	\$ 840	0.00%	
60010 - Operating Supplies	\$ 100	\$ 100	\$ 378	\$ 251	\$ 1,315	\$ -	\$ 840	\$ 840	0.00%	
Transfers Out	\$ -	\$ -	\$ 23,000	\$ -	\$ -	\$ 1,050	\$ 1,050	\$ 1,050	100.00%	
99120 - Transfer to Grand Victoria Casino Elgin Fund 120	\$ -	\$ -	\$ 23,000	\$ -	\$ -	\$ -	\$ -	\$ -	0.00%	
995312 - Transfer To Tamara Dittman SBA SW 50 Fund 5312	\$ -	\$ -	\$ -	\$ -	\$ -	\$ 550	\$ 550	\$ 550	100.00%	
995313 - Transfer To Church Molitor SSA SA 54 Fund 5313	\$ -	\$ -	\$ -	\$ -	\$ -	\$ 500	\$ 500	\$ 500	100.00%	
Capital	\$ 33,452	\$ 18,584	\$ 4,943	\$ -	\$ -	\$ -	\$ -	\$ -	0.00%	
73500 - Other Construction	\$ 33,452	\$ 18,584	\$ 4,943	\$ -	\$ -	\$ -	\$ -	\$ -	0.00%	
Contingency and Other	\$ -	\$ -	\$ -	\$ -	\$ -	\$ -	\$ 13,000	\$ 13,000	0.00%	
89000 - Addition to Fund Balance	\$ -	\$ -	\$ -	\$ -	\$ -	\$ -	\$ 13,000	\$ 13,000	0.00%	
406 OCR & Recovery Act Programs	\$ 97,010	\$ 75,054	\$ (6,355)	\$ 43,779	\$ 236,744	\$ 11,221	\$ 500,000	\$ 500,000	2.24%	
Expenses	\$ 97,010	\$ 75,054	\$ (6,355)	\$ 43,779	\$ 236,744	\$ 11,221	\$ 500,000	\$ 500,000	2.24%	
Personnel Services- Salaries & Wages	\$ 15,669	\$ (2,371)	\$ (16,901)	\$ 11,211	\$ 127,549	\$ 8,202	\$ -	\$ -	0.00%	

Committee Expense Budget Report - by Account Detail
Through December 31, 2025 (8.3% YTD, 7.69% Payroll Expense through Pay Period Ending 12/20/2025)
***2021, 2022, 2023, 2024, 2025 DRAFT** and 2026 Actual Fiscal Year**

Department / Fund / Account Classification	2021 Actual Amount*	2022 Actual Amount*	2023 Actual Amount*	2024 Actual Amount*	2025 Actual Amount DRAFT**	2026 Actual Amount	2026 Amended Budget	2026 Adopted Budget	2026 YTD% Actual/Amended Budget	2021 - 2026 Trend
40000 - Salaries and Wages	\$ 15,669	\$ (2,371)	\$ (16,901)	\$ 11,211	\$ 127,549	\$ 8,202	\$ -	\$ -	0.00%	
40002 - Non-Union Wage Increase	\$ -	\$ -	\$ -	\$ -	\$ -	\$ -	\$ -	\$ -	0.00%	
40003 - Cost of Living Increase	\$ -	\$ -	\$ -	\$ -	\$ -	\$ -	\$ -	\$ -	0.00%	
Personnel Services- Employee Benefits	\$ 3,492	\$ (327)	\$ (3,763)	\$ 2,998	\$ 37,173	\$ 3,019	\$ -	\$ -	0.00%	
45000 - Healthcare Contribution	\$ 367	\$ -	\$ (1,557)	\$ 1,557	\$ 20,603	\$ 1,846	\$ -	\$ -	0.00%	
45010 - Dental Contribution	\$ 55	\$ 18	\$ (55)	\$ 64	\$ 510	\$ 83	\$ -	\$ -	0.00%	
45100 - FICA/SS Contribution	\$ 1,176	\$ (171)	\$ (1,236)	\$ 823	\$ 9,371	\$ 603	\$ -	\$ -	0.00%	
45200 - IMRF Contribution	\$ 1,349	\$ (253)	\$ (942)	\$ 554	\$ 6,688	\$ 487	\$ -	\$ -	0.00%	
53010 - Workers Compensation	\$ 545	\$ 79	\$ 27	\$ -	\$ -	\$ -	\$ -	\$ -	0.00%	
Contractual Services	\$ 77,849	\$ 77,752	\$ 14,310	\$ 29,569	\$ 72,023	\$ -	\$ 500,000	\$ 500,000	0.00%	
53000 - Liability Insurance	\$ 348	\$ 65	\$ 47	\$ -	\$ -	\$ -	\$ -	\$ -	0.00%	
53020 - Unemployment Claims	\$ 11	\$ 2	\$ 1	\$ -	\$ -	\$ -	\$ -	\$ -	0.00%	
55000 - Miscellaneous Contractual Exp	\$ 77,490	\$ 77,685	\$ 14,261	\$ 29,569	\$ 72,023	\$ -	\$ 500,000	\$ 500,000	0.00%	
Commodities	\$ -	\$ -	\$ -	\$ -	\$ -	\$ -	\$ -	\$ -	0.00%	
60010 - Operating Supplies	\$ -	\$ -	\$ -	\$ -	\$ -	\$ -	\$ -	\$ -	0.00%	
Transfers Out	\$ -	\$ -	\$ -	\$ -	\$ -	\$ -	\$ -	\$ -	0.00%	
99001 - Transfer to General Fund 001	\$ -	\$ -	\$ -	\$ -	\$ -	\$ -	\$ -	\$ -	0.00%	
407 Quality of Kane Grants	\$ -	\$ 7,200	\$ 1,000	\$ 472	\$ -	\$ -	\$ 30,870	\$ 30,870	0.00%	
Expenses	\$ -	\$ 7,200	\$ 1,000	\$ 472	\$ -	\$ -	\$ 30,870	\$ 30,870	0.00%	
Contractual Services	\$ -	\$ 7,200	\$ 1,000	\$ 472	\$ -	\$ -	\$ 30,870	\$ 30,870	0.00%	
50150 - Contractual/Consulting Services	\$ -	\$ -	\$ -	\$ 472	\$ -	\$ -	\$ -	\$ -	0.00%	
53100 - Conferences and Meetings	\$ -	\$ 7,200	\$ 1,000	\$ -	\$ -	\$ -	\$ 30,870	\$ 30,870	0.00%	
408 Neighborhood Stabilization Progr	\$ 52	\$ -	\$ -	\$ -	\$ -	\$ -	\$ 87,166	\$ 87,166	0.00%	
Expenses	\$ 52	\$ -	\$ -	\$ -	\$ -	\$ -	\$ 87,166	\$ 87,166	0.00%	
Contractual Services	\$ 52	\$ -	\$ -	\$ -	\$ -	\$ -	\$ 87,166	\$ 87,166	0.00%	
55050 - Grant Services	\$ 52	\$ -	\$ -	\$ -	\$ -	\$ -	\$ 87,166	\$ 87,166	0.00%	
Contingency and Other	\$ -	\$ -	\$ -	\$ -	\$ -	\$ -	\$ -	\$ -	0.00%	
89000 - Addition to Fund Balance	\$ -	\$ -	\$ -	\$ -	\$ -	\$ -	\$ -	\$ -	0.00%	
410 Elgin CDBG	\$ 368,754	\$ 475,720	\$ 496,385	\$ 545,772	\$ 417,531	\$ -	\$ -	\$ -	0.00%	
Expenses	\$ 368,754	\$ 475,720	\$ 496,385	\$ 545,772	\$ 417,531	\$ -	\$ -	\$ -	0.00%	
Personnel Services- Salaries & Wages	\$ 69,541	\$ 61,279	\$ 53,487	\$ 42,621	\$ 29,104	\$ -	\$ -	\$ -	0.00%	
40000 - Salaries and Wages	\$ 69,541	\$ 61,279	\$ 53,487	\$ 42,621	\$ 29,104	\$ -	\$ -	\$ -	0.00%	
40002 - Non-Union Wage Increase	\$ -	\$ -	\$ -	\$ -	\$ -	\$ -	\$ -	\$ -	0.00%	
40003 - Cost of Living Increase	\$ -	\$ -	\$ -	\$ -	\$ -	\$ -	\$ -	\$ -	0.00%	
Personnel Services- Employee Benefits	\$ 22,076	\$ 19,811	\$ 13,624	\$ 9,327	\$ 7,347	\$ -	\$ -	\$ -	0.00%	
45000 - Healthcare Contribution	\$ 7,628	\$ 9,142	\$ 5,514	\$ 3,468	\$ 3,297	\$ -	\$ -	\$ -	0.00%	
45010 - Dental Contribution	\$ 394	\$ 406	\$ 269	\$ 190	\$ 103	\$ -	\$ -	\$ -	0.00%	
45100 - FICA/SS Contribution	\$ 5,294	\$ 4,535	\$ 3,960	\$ 3,181	\$ 2,157	\$ -	\$ -	\$ -	0.00%	
45200 - IMRF Contribution	\$ 6,089	\$ 4,025	\$ 2,689	\$ 1,909	\$ 1,534	\$ -	\$ -	\$ -	0.00%	
53010 - Workers Compensation	\$ 2,671	\$ 1,704	\$ 1,192	\$ 580	\$ 256	\$ -	\$ -	\$ -	0.00%	
Contractual Services	\$ 276,407	\$ 390,758	\$ 427,125	\$ 491,992	\$ 379,799	\$ -	\$ -	\$ -	0.00%	
50150 - Contractual/Consulting Services	\$ -	\$ -	\$ -	\$ -	\$ 3,433	\$ -	\$ -	\$ -	0.00%	
50340 - Software Licensing Cost	\$ 255	\$ -	\$ 5	\$ -	\$ -	\$ -	\$ -	\$ -	0.00%	
50590 - Professional Services	\$ 614	\$ 33	\$ 51	\$ 26	\$ 20	\$ -	\$ -	\$ -	0.00%	

Committee Expense Budget Report - by Account Detail
Through December 31, 2025 (8.3% YTD, 7.69% Payroll Expense through Pay Period Ending 12/20/2025)
*2021, 2022, 2023, 2024, 2025 DRAFT** and 2026 Actual Fiscal Year

Department / Fund / Account Classification	2021 Actual Amount*	2022 Actual Amount*	2023 Actual Amount*	2024 Actual Amount*	2025 Actual Amount DRAFT**	2026 Actual Amount	2026 Amended Budget	2026 Adopted Budget	2026 YTD% Actual/Amended Budget	2021 - 2026 Trend
52010 - Janitorial Services	\$ 422	\$ 500	\$ 348	\$ 240	\$ 113	\$ -	\$ -	\$ -	0.00%	
52110 - Repairs and Maint- Buildings	\$ -	\$ 100	\$ 55	\$ 25	\$ 18	\$ -	\$ -	\$ -	0.00%	
52140 - Repairs and Maint- Copiers	\$ 37	\$ 42	\$ 38	\$ 21	\$ 15	\$ -	\$ -	\$ -	0.00%	
52180 - Building Space Rental	\$ 4,251	\$ 4,480	\$ 2,976	\$ 2,082	\$ 949	\$ -	\$ -	\$ -	0.00%	
52230 - Repairs and Maint- Vehicles	\$ -	\$ -	\$ -	\$ -	\$ -	\$ -	\$ -	\$ -	0.00%	
53000 - Liability Insurance	\$ 1,703	\$ 1,412	\$ 1,562	\$ 1,326	\$ 1,080	\$ -	\$ -	\$ -	0.00%	
53020 - Unemployment Claims	\$ 54	\$ 43	\$ 21	\$ 21	\$ 15	\$ -	\$ -	\$ -	0.00%	
53070 - Legal Printing	\$ 194	\$ -	\$ 102	\$ 35	\$ 45	\$ -	\$ -	\$ -	0.00%	
53100 - Conferences and Meetings	\$ -	\$ -	\$ -	\$ -	\$ -	\$ -	\$ -	\$ -	0.00%	
53120 - Employee Mileage Expense	\$ -	\$ -	\$ 21	\$ -	\$ -	\$ -	\$ -	\$ -	0.00%	
55000 - Miscellaneous Contractual Exp	\$ 268,876	\$ 384,149	\$ 421,947	\$ 488,216	\$ 374,112	\$ -	\$ -	\$ -	0.00%	
Commodities	\$ 730	\$ 736	\$ 683	\$ 470	\$ 295	\$ -	\$ -	\$ -	0.00%	
60000 - Office Supplies	\$ 84	\$ 20	\$ 98	\$ -	\$ -	\$ -	\$ -	\$ -	0.00%	
60010 - Operating Supplies	\$ -	\$ -	\$ -	\$ -	\$ -	\$ -	\$ -	\$ -	0.00%	
60040 - Postage	\$ -	\$ 1	\$ -	\$ 26	\$ -	\$ -	\$ -	\$ -	0.00%	
63000 - Utilities- Natural Gas	\$ 49	\$ 84	\$ 52	\$ 25	\$ 25	\$ -	\$ -	\$ -	0.00%	
63010 - Utilities- Electric	\$ 36	\$ 44	\$ 34	\$ 18	\$ 16	\$ -	\$ -	\$ -	0.00%	
63040 - Fuel- Vehicles	\$ 17	\$ -	\$ -	\$ -	\$ -	\$ -	\$ -	\$ -	0.00%	
64000 - Telephone	\$ 273	\$ 276	\$ 225	\$ 196	\$ 99	\$ -	\$ -	\$ -	0.00%	
64010 - Cellular Phone	\$ 172	\$ 203	\$ 191	\$ 149	\$ 118	\$ -	\$ -	\$ -	0.00%	
64020 - Internet	\$ 99	\$ 108	\$ 84	\$ 57	\$ 37	\$ -	\$ -	\$ -	0.00%	
Transfers Out	\$ -	\$ 3,137	\$ 1,466	\$ 1,362	\$ 985	\$ -	\$ -	\$ -	0.00%	
99000 - Transfer To Other Funds	\$ -	\$ -	\$ -	\$ -	\$ -	\$ -	\$ -	\$ -	0.00%	
99001 - Transfer to General Fund 001	\$ -	\$ 3,137	\$ 1,466	\$ 1,362	\$ 985	\$ -	\$ -	\$ -	0.00%	
411 Emergency Rental Assistance	\$ 14,517,290	\$ 366,666	\$ -	\$ -	\$ -	\$ -	\$ 40,047	\$ 40,047	0.00%	
Expenses	\$ 14,517,290	\$ 366,666	\$ -	\$ -	\$ -	\$ -	\$ 40,047	\$ 40,047	0.00%	
Personnel Services- Salaries & Wages	\$ 18,425	\$ 18,293	\$ -	\$ -	\$ -	\$ -	\$ -	\$ -	0.00%	
40000 - Salaries and Wages	\$ 18,425	\$ 18,293	\$ -	\$ -	\$ -	\$ -	\$ -	\$ -	0.00%	
Personnel Services- Employee Benefits	\$ 3,941	\$ 3,955	\$ -	\$ -	\$ -	\$ -	\$ -	\$ -	0.00%	
45000 - Healthcare Contribution	\$ 825	\$ 778	\$ -	\$ -	\$ -	\$ -	\$ -	\$ -	0.00%	
45010 - Dental Contribution	\$ 86	\$ 67	\$ -	\$ -	\$ -	\$ -	\$ -	\$ -	0.00%	
45100 - FICA/SS Contribution	\$ 1,409	\$ 1,374	\$ -	\$ -	\$ -	\$ -	\$ -	\$ -	0.00%	
45200 - IMRF Contribution	\$ 1,621	\$ 1,224	\$ -	\$ -	\$ -	\$ -	\$ -	\$ -	0.00%	
53010 - Workers Compensation	\$ -	\$ 512	\$ -	\$ -	\$ -	\$ -	\$ -	\$ -	0.00%	
Contractual Services	\$ 14,491,653	\$ 344,222	\$ -	\$ -	\$ -	\$ -	\$ 40,047	\$ 40,047	0.00%	
50130 - Certified Audit Contract	\$ -	\$ 3,925	\$ -	\$ -	\$ -	\$ -	\$ -	\$ -	0.00%	
50340 - Software Licensing Cost	\$ -	\$ -	\$ -	\$ -	\$ -	\$ -	\$ -	\$ -	0.00%	
50590 - Professional Services	\$ 109	\$ 14,906	\$ -	\$ -	\$ -	\$ -	\$ -	\$ -	0.00%	
52010 - Janitorial Services	\$ 71	\$ 105	\$ -	\$ -	\$ -	\$ -	\$ -	\$ -	0.00%	
52110 - Repairs and Maint- Buildings	\$ -	\$ 25	\$ -	\$ -	\$ -	\$ -	\$ -	\$ -	0.00%	
52140 - Repairs and Maint- Copiers	\$ 1	\$ 7	\$ -	\$ -	\$ -	\$ -	\$ -	\$ -	0.00%	
52180 - Building Space Rental	\$ 869	\$ 944	\$ -	\$ -	\$ -	\$ -	\$ -	\$ -	0.00%	
53000 - Liability Insurance	\$ -	\$ 424	\$ -	\$ -	\$ -	\$ -	\$ -	\$ -	0.00%	
53020 - Unemployment Claims	\$ -	\$ 13	\$ -	\$ -	\$ -	\$ -	\$ -	\$ -	0.00%	
53060 - General Printing	\$ -	\$ -	\$ -	\$ -	\$ -	\$ -	\$ -	\$ -	0.00%	
55000 - Miscellaneous Contractual Exp	\$ 14,490,603	\$ 323,874	\$ -	\$ -	\$ -	\$ -	\$ 40,047	\$ 40,047	0.00%	
Commodities	\$ 3,271	\$ 196	\$ -	\$ -	\$ -	\$ -	\$ -	\$ -	0.00%	
60000 - Office Supplies	\$ 5	\$ 4	\$ -	\$ -	\$ -	\$ -	\$ -	\$ -	0.00%	
60040 - Postage	\$ 3,045	\$ -	\$ -	\$ -	\$ -	\$ -	\$ -	\$ -	0.00%	










































Committee Expense Budget Report - by Account Detail
Through December 31, 2025 (8.3% YTD, 7.69% Payroll Expense through Pay Period Ending 12/20/2025)
*2021, 2022, 2023, 2024, 2025 DRAFT** and 2026 Actual Fiscal Year

Department / Fund / Account Classification	2021 Actual Amount*	2022 Actual Amount*	2023 Actual Amount*	2024 Actual Amount*	2025 Actual Amount DRAFT**	2026 Actual Amount	2026 Amended Budget	2026 Adopted Budget	2026 YTD% Actual/Amended Budget	2021 - 2026 Trend
63000 - Utilities- Natural Gas	\$ 12	\$ 16	\$ -	\$ -	\$ -	\$ -	\$ -	\$ -	0.00%	
63010 - Utilities- Electric	\$ 7	\$ 9	\$ -	\$ -	\$ -	\$ -	\$ -	\$ -	0.00%	
64000 - Telephone	\$ 72	\$ 74	\$ -	\$ -	\$ -	\$ -	\$ -	\$ -	0.00%	
64010 - Cellular Phone	\$ 109	\$ 71	\$ -	\$ -	\$ -	\$ -	\$ -	\$ -	0.00%	
64020 - Internet	\$ 21	\$ 22	\$ -	\$ -	\$ -	\$ -	\$ -	\$ -	0.00%	
Contingency and Other	\$ -	\$ -	\$ -	\$ -	\$ -	\$ -	\$ -	\$ -	0.00%	
89000 - Addition to Fund Balance	\$ -	\$ -	\$ -	\$ -	\$ -	\$ -	\$ -	\$ -	0.00%	
412 Emergency Rental Assistance #2	\$ -	\$ 6,038,155	\$ 2,706,020	\$ 778,054	\$ 6,015,285	\$ -	\$ 2,554,241	\$ 2,554,241	0.00%	
Expenses	\$ -	\$ 6,038,155	\$ 2,706,020	\$ 778,054	\$ 6,015,285	\$ -	\$ 2,554,241	\$ 2,554,241	0.00%	
Personnel Services- Salaries & Wages	\$ -	\$ 5,555	\$ 99,505	\$ 193,985	\$ 106,412	\$ -	\$ -	\$ -	0.00%	
40000 - Salaries and Wages	\$ -	\$ 5,555	\$ 99,505	\$ 193,985	\$ 106,412	\$ -	\$ -	\$ -	0.00%	
40003 - Cost of Living Increase	\$ -	\$ -	\$ -	\$ -	\$ -	\$ -	\$ -	\$ -	0.00%	
Personnel Services- Employee Benefits	\$ -	\$ 1,076	\$ 26,671	\$ 54,859	\$ 31,006	\$ -	\$ -	\$ -	0.00%	
45000 - Healthcare Contribution	\$ -	\$ 132	\$ 11,609	\$ 27,465	\$ 15,568	\$ -	\$ -	\$ -	0.00%	
45010 - Dental Contribution	\$ -	\$ 22	\$ 638	\$ 1,146	\$ 592	\$ -	\$ -	\$ -	0.00%	
45100 - FICA/SS Contribution	\$ -	\$ 415	\$ 7,294	\$ 14,282	\$ 7,797	\$ -	\$ -	\$ -	0.00%	
45200 - IMRF Contribution	\$ -	\$ 365	\$ 4,938	\$ 8,582	\$ 5,533	\$ -	\$ -	\$ -	0.00%	
53010 - Workers Compensation	\$ -	\$ 142	\$ 2,192	\$ 3,385	\$ 1,515	\$ -	\$ -	\$ -	0.00%	
Contractual Services	\$ -	\$ 6,030,709	\$ 2,571,586	\$ 509,077	\$ 5,872,033	\$ -	\$ 2,551,338	\$ 2,551,338	0.00%	
50150 - Contractual/Consulting Services	\$ -	\$ -	\$ -	\$ -	\$ -	\$ -	\$ -	\$ -	0.00%	
50340 - Software Licensing Cost	\$ -	\$ -	\$ 980	\$ -	\$ -	\$ -	\$ -	\$ -	0.00%	
50590 - Professional Services	\$ -	\$ 3	\$ 661	\$ 2,042	\$ 64,389	\$ -	\$ -	\$ -	0.00%	
52010 - Janitorial Services	\$ -	\$ 31	\$ 804	\$ 1,764	\$ 532	\$ -	\$ -	\$ -	0.00%	
52110 - Repairs and Maint- Buildings	\$ -	\$ -	\$ 167	\$ 175	\$ 85	\$ -	\$ -	\$ -	0.00%	
52140 - Repairs and Maint- Copiers	\$ -	\$ 6	\$ 105	\$ 160	\$ 108	\$ -	\$ -	\$ -	0.00%	
52180 - Building Space Rental	\$ -	\$ 277	\$ 6,733	\$ 15,108	\$ 4,763	\$ -	\$ -	\$ -	0.00%	
52230 - Repairs and Maint- Vehicles	\$ -	\$ -	\$ -	\$ 2,425	\$ 657	\$ -	\$ -	\$ -	0.00%	
53000 - Liability Insurance	\$ -	\$ 117	\$ 2,906	\$ 6,033	\$ 3,948	\$ -	\$ -	\$ -	0.00%	
53020 - Unemployment Claims	\$ -	\$ 4	\$ 40	\$ 97	\$ 53	\$ -	\$ -	\$ -	0.00%	
53060 - General Printing	\$ -	\$ 3,407	\$ -	\$ -	\$ -	\$ -	\$ -	\$ -	0.00%	
53110 - Employee Training	\$ -	\$ -	\$ -	\$ 763	\$ -	\$ -	\$ -	\$ -	0.00%	
53120 - Employee Mileage Expense	\$ -	\$ -	\$ 1,040	\$ 1,373	\$ 646	\$ -	\$ -	\$ -	0.00%	
55000 - Miscellaneous Contractual Exp	\$ -	\$ 6,026,864	\$ 2,558,150	\$ 479,137	\$ 5,796,851	\$ -	\$ 2,551,338	\$ 2,551,338	0.00%	
Commodities	\$ -	\$ 814	\$ 4,956	\$ 10,245	\$ 1,523	\$ -	\$ -	\$ -	0.00%	
60000 - Office Supplies	\$ -	\$ 752	\$ 379	\$ -	\$ -	\$ -	\$ -	\$ -	0.00%	
60040 - Postage	\$ -	\$ -	\$ -	\$ -	\$ 33	\$ -	\$ -	\$ -	0.00%	
60050 - Books and Subscriptions	\$ -	\$ -	\$ 2,500	\$ 5,833	\$ -	\$ -	\$ -	\$ -	0.00%	
60070 - Computer Hardware- Non Capital	\$ -	\$ -	\$ 749	\$ 1,030	\$ -	\$ -	\$ -	\$ -	0.00%	
63000 - Utilities- Natural Gas	\$ -	\$ 5	\$ 72	\$ 147	\$ 102	\$ -	\$ -	\$ -	0.00%	
63010 - Utilities- Electric	\$ -	\$ 4	\$ 88	\$ 126	\$ 74	\$ -	\$ -	\$ -	0.00%	
63040 - Fuel- Vehicles	\$ -	\$ -	\$ 27	\$ 545	\$ 131	\$ -	\$ -	\$ -	0.00%	
64000 - Telephone	\$ -	\$ 22	\$ 444	\$ 913	\$ 412	\$ -	\$ -	\$ -	0.00%	
64010 - Cellular Phone	\$ -	\$ 24	\$ 509	\$ 1,247	\$ 614	\$ -	\$ -	\$ -	0.00%	
64020 - Internet	\$ -	\$ 8	\$ 189	\$ 404	\$ 157	\$ -	\$ -	\$ -	0.00%	
Transfers Out	\$ -	\$ -	\$ 3,303	\$ 9,887	\$ 4,311	\$ -	\$ 2,903	\$ 2,903	0.00%	
99001 - Transfer to General Fund 001	\$ -	\$ -	\$ 3,303	\$ 9,887	\$ 4,311	\$ -	\$ 2,903	\$ 2,903	0.00%	
Contingency and Other	\$ -	\$ -	\$ -	\$ -	\$ -	\$ -	\$ -	\$ -	0.00%	
89000 - Addition to Fund Balance	\$ -	\$ -	\$ -	\$ -	\$ -	\$ -	\$ -	\$ -	0.00%	

Committee Expense Budget Report - by Account Detail
Through December 31, 2025 (8.3% YTD, 7.69% Payroll Expense through Pay Period Ending 12/20/2025)
*2021, 2022, 2023, 2024, 2025 DRAFT** and 2026 Actual Fiscal Year

Department / Fund / Account Classification	2021 Actual Amount*	2022 Actual Amount*	2023 Actual Amount*	2024 Actual Amount*	2025 Actual Amount DRAFT**	2026 Actual Amount	2026 Amended Budget	2026 Adopted Budget	2026 YTD% Actual/Amended Budget	2021 - 2026 Trend
413 CDBG-CV	\$ -	\$ 925,624	\$ 711,814	\$ 117,599	\$ -	\$ -	\$ 562,103	\$ 562,103	0.00%	
Expenses	\$ -	\$ 925,624	\$ 711,814	\$ 117,599	\$ -	\$ -	\$ 562,103	\$ 562,103	0.00%	
Personnel Services- Salaries & Wages	\$ -	\$ 1,648	\$ 20,148	\$ 28,318	\$ -	\$ -	\$ -	\$ -	0.00%	
40000 - Salaries and Wages	\$ -	\$ 1,648	\$ 20,148	\$ 28,318	\$ -	\$ -	\$ -	\$ -	0.00%	
40002 - Non-Union Wage Increase	\$ -	\$ -	\$ -	\$ -	\$ -	\$ -	\$ -	\$ -	0.00%	
40003 - Cost of Living Increase	\$ -	\$ -	\$ -	\$ -	\$ -	\$ -	\$ -	\$ -	0.00%	
Personnel Services- Employee Benefits	\$ -	\$ 377	\$ 6,618	\$ 8,438	\$ -	\$ -	\$ -	\$ -	0.00%	
45000 - Healthcare Contribution	\$ -	\$ 93	\$ 3,629	\$ 4,454	\$ -	\$ -	\$ -	\$ -	0.00%	
45010 - Dental Contribution	\$ -	\$ 11	\$ 102	\$ 142	\$ -	\$ -	\$ -	\$ -	0.00%	
45100 - FICA/SS Contribution	\$ -	\$ 121	\$ 1,473	\$ 2,085	\$ -	\$ -	\$ -	\$ -	0.00%	
45200 - IMRF Contribution	\$ -	\$ 107	\$ 993	\$ 1,255	\$ -	\$ -	\$ -	\$ -	0.00%	
53010 - Workers Compensation	\$ -	\$ 46	\$ 421	\$ 502	\$ -	\$ -	\$ -	\$ -	0.00%	
Contractual Services	\$ -	\$ 923,577	\$ 683,914	\$ 78,118	\$ -	\$ -	\$ 560,655	\$ 560,655	0.00%	
50340 - Software Licensing Cost	\$ -	\$ -	\$ -	\$ -	\$ -	\$ -	\$ 95	\$ 95	0.00%	
50590 - Professional Services	\$ -	\$ 1	\$ 28	\$ 35	\$ -	\$ -	\$ 19	\$ 19	0.00%	
52010 - Janitorial Services	\$ -	\$ 9	\$ 200	\$ 353	\$ -	\$ -	\$ 151	\$ 151	0.00%	
52110 - Repairs and Maint- Buildings	\$ -	\$ 3	\$ 61	\$ 30	\$ -	\$ -	\$ 43	\$ 43	0.00%	
52140 - Repairs and Maint- Copiers	\$ -	\$ 1	\$ 23	\$ 23	\$ -	\$ -	\$ 15	\$ 15	0.00%	
52180 - Building Space Rental	\$ -	\$ 78	\$ 1,674	\$ 3,069	\$ -	\$ -	\$ 1,158	\$ 1,158	0.00%	
53000 - Liability Insurance	\$ -	\$ 38	\$ 588	\$ 881	\$ -	\$ -	\$ 687	\$ 687	0.00%	
53020 - Unemployment Claims	\$ -	\$ 1	\$ 8	\$ 14	\$ -	\$ -	\$ 9	\$ 9	0.00%	
55000 - Miscellaneous Contractual Exp	\$ -	\$ 923,445	\$ 681,331	\$ 73,713	\$ -	\$ -	\$ 558,478	\$ 558,478	0.00%	
Commodities	\$ -	\$ 23	\$ 314	\$ 628	\$ -	\$ -	\$ 287	\$ 287	0.00%	
60000 - Office Supplies	\$ -	\$ 0	\$ -	\$ -	\$ -	\$ -	\$ -	\$ -	0.00%	
63000 - Utilities- Natural Gas	\$ -	\$ 2	\$ 18	\$ 39	\$ -	\$ -	\$ 17	\$ 17	0.00%	
63010 - Utilities- Electric	\$ -	\$ 0	\$ 23	\$ 28	\$ -	\$ -	\$ 13	\$ 13	0.00%	
64000 - Telephone	\$ -	\$ 8	\$ 91	\$ 185	\$ -	\$ -	\$ 93	\$ 93	0.00%	
64010 - Cellular Phone	\$ -	\$ 10	\$ 136	\$ 274	\$ -	\$ -	\$ 132	\$ 132	0.00%	
64020 - Internet	\$ -	\$ 2	\$ 47	\$ 102	\$ -	\$ -	\$ 32	\$ 32	0.00%	
Transfers Out	\$ -	\$ -	\$ 821	\$ 2,097	\$ -	\$ -	\$ 1,161	\$ 1,161	0.00%	
99001 - Transfer to General Fund 001	\$ -	\$ -	\$ 821	\$ 2,097	\$ -	\$ -	\$ 1,161	\$ 1,161	0.00%	
415 Homeless Prevention Program	\$ 351,324	\$ 335,995	\$ 180,055	\$ -	\$ -	\$ -	\$ -	\$ -	0.00%	
Expenses	\$ 351,324	\$ 335,995	\$ 180,055	\$ -	\$ -	\$ -	\$ -	\$ -	0.00%	
Personnel Services- Salaries & Wages	\$ 88,954	\$ 110,591	\$ 51,106	\$ -	\$ -	\$ -	\$ -	\$ -	0.00%	
40000 - Salaries and Wages	\$ 88,954	\$ 110,591	\$ 51,106	\$ -	\$ -	\$ -	\$ -	\$ -	0.00%	
Personnel Services- Employee Benefits	\$ 31,720	\$ 37,714	\$ 15,734	\$ -	\$ -	\$ -	\$ -	\$ -	0.00%	
45000 - Healthcare Contribution	\$ 14,277	\$ 18,648	\$ 8,048	\$ -	\$ -	\$ -	\$ -	\$ -	0.00%	
45010 - Dental Contribution	\$ 708	\$ 829	\$ 338	\$ -	\$ -	\$ -	\$ -	\$ -	0.00%	
45100 - FICA/SS Contribution	\$ 6,489	\$ 8,003	\$ 3,687	\$ -	\$ -	\$ -	\$ -	\$ -	0.00%	
45200 - IMRF Contribution	\$ 7,457	\$ 7,160	\$ 2,526	\$ -	\$ -	\$ -	\$ -	\$ -	0.00%	
53010 - Workers Compensation	\$ 2,789	\$ 3,073	\$ 1,135	\$ -	\$ -	\$ -	\$ -	\$ -	0.00%	
Contractual Services	\$ 229,215	\$ 175,681	\$ 109,077	\$ -	\$ -	\$ -	\$ -	\$ -	0.00%	
50150 - Contractual/Consulting Services	\$ 857	\$ -	\$ -	\$ -	\$ -	\$ -	\$ -	\$ -	0.00%	
50340 - Software Licensing Cost	\$ -	\$ -	\$ 16	\$ -	\$ -	\$ -	\$ -	\$ -	0.00%	
50590 - Professional Services	\$ 463	\$ 115	\$ 102	\$ -	\$ -	\$ -	\$ -	\$ -	0.00%	
52010 - Janitorial Services	\$ 957	\$ 1,509	\$ 639	\$ -	\$ -	\$ -	\$ -	\$ -	0.00%	
52110 - Repairs and Maint- Buildings	\$ -	\$ 287	\$ 105	\$ -	\$ -	\$ -	\$ -	\$ -	0.00%	
52140 - Repairs and Maint- Copiers	\$ 46	\$ 110	\$ 62	\$ -	\$ -	\$ -	\$ -	\$ -	0.00%	
52180 - Building Space Rental	\$ 9,066	\$ 13,503	\$ 5,498	\$ -	\$ -	\$ -	\$ -	\$ -	0.00%	

Committee Expense Budget Report - by Account Detail
Through December 31, 2025 (8.3% YTD, 7.69% Payroll Expense through Pay Period Ending 12/20/2025)
*2021, 2022, 2023, 2024, 2025 DRAFT** and 2026 Actual Fiscal Year

Department / Fund / Account Classification	2021 Actual Amount*	2022 Actual Amount*	2023 Actual Amount*	2024 Actual Amount*	2025 Actual Amount DRAFT**	2026 Actual Amount	2026 Amended Budget	2026 Adopted Budget	2026 YTD% Actual/Amended Budget	2021 - 2026 Trend
53000 - Liability Insurance	\$ 1,778	\$ 2,546	\$ 1,492	\$ -	\$ -	\$ -	\$ -	\$ -	0.00%	
53020 - Unemployment Claims	\$ 56	\$ 77	\$ 20	\$ -	\$ -	\$ -	\$ -	\$ -	0.00%	
53120 - Employee Mileage Expense	\$ 248	\$ 955	\$ 1,673	\$ -	\$ -	\$ -	\$ -	\$ -	0.00%	
55000 - Miscellaneous Contractual Exp	\$ 215,744	\$ 156,578	\$ 99,470	\$ -	\$ -	\$ -	\$ -	\$ -	0.00%	
Commodities	\$ 1,435	\$ 3,047	\$ 1,423	\$ -	\$ -	\$ -	\$ -	\$ -	0.00%	
60000 - Office Supplies	\$ 47	\$ 234	\$ -	\$ -	\$ -	\$ -	\$ -	\$ -	0.00%	
60010 - Operating Supplies	\$ -	\$ -	\$ -	\$ -	\$ -	\$ -	\$ -	\$ -	0.00%	
63000 - Utilities- Natural Gas	\$ 92	\$ 252	\$ 115	\$ -	\$ -	\$ -	\$ -	\$ -	0.00%	
63010 - Utilities- Electric	\$ 87	\$ 123	\$ 56	\$ -	\$ -	\$ -	\$ -	\$ -	0.00%	
64000 - Telephone	\$ 680	\$ 798	\$ 389	\$ -	\$ -	\$ -	\$ -	\$ -	0.00%	
64010 - Cellular Phone	\$ 321	\$ 1,314	\$ 708	\$ -	\$ -	\$ -	\$ -	\$ -	0.00%	
64020 - Internet	\$ 207	\$ 327	\$ 155	\$ -	\$ -	\$ -	\$ -	\$ -	0.00%	
Transfers Out	\$ -	\$ 8,962	\$ 2,716	\$ -	\$ -	\$ -	\$ -	\$ -	0.00%	
99000 - Transfer To Other Funds	\$ -	\$ -	\$ -	\$ -	\$ -	\$ -	\$ -	\$ -	0.00%	
99001 - Transfer to General Fund 001	\$ -	\$ 8,962	\$ 2,716	\$ -	\$ -	\$ -	\$ -	\$ -	0.00%	
425 Blighted Structure Demolition	\$ 800	\$ 19,140	\$ 22,864	\$ -	\$ -	\$ -	\$ 124,205	\$ 124,205	0.00%	
Expenses	\$ 800	\$ 19,140	\$ 22,864	\$ -	\$ -	\$ -	\$ 124,205	\$ 124,205	0.00%	
Contractual Services	\$ 800	\$ 19,140	\$ 22,864	\$ -	\$ -	\$ -	\$ 124,205	\$ 124,205	0.00%	
50650 - Blighted Structure Demolition	\$ 800	\$ 19,140	\$ 22,864	\$ -	\$ -	\$ -	\$ 124,205	\$ 124,205	0.00%	
435 Growing for Kane	\$ 26,165	\$ 720	\$ 21,954	\$ 122,872	\$ 198,808	\$ -	\$ 238,453	\$ 238,453	0.00%	
Expenses	\$ 26,165	\$ 720	\$ 21,954	\$ 122,872	\$ 198,808	\$ -	\$ 238,453	\$ 238,453	0.00%	
Contractual Services	\$ 15,300	\$ -	\$ 21,954	\$ 122,872	\$ 198,808	\$ -	\$ 237,453	\$ 237,453	0.00%	
50150 - Contractual/Consulting Services	\$ 5,300	\$ -	\$ 13,966	\$ 121,401	\$ 198,264	\$ -	\$ 225,953	\$ 225,953	0.00%	
53100 - Conferences and Meetings	\$ -	\$ -	\$ -	\$ 427	\$ 482	\$ -	\$ 500	\$ 500	0.00%	
55010 - External Grants	\$ 10,000	\$ -	\$ -	\$ -	\$ -	\$ -	\$ 10,000	\$ 10,000	0.00%	
55050 - Grant Services	\$ -	\$ -	\$ 7,988	\$ 1,044	\$ 62	\$ -	\$ 1,000	\$ 1,000	0.00%	
Commodities	\$ 10,865	\$ 720	\$ -	\$ -	\$ -	\$ -	\$ 1,000	\$ 1,000	0.00%	
60000 - Office Supplies	\$ -	\$ -	\$ -	\$ -	\$ -	\$ -	\$ -	\$ -	0.00%	
60010 - Operating Supplies	\$ 730	\$ 678	\$ -	\$ -	\$ -	\$ -	\$ 1,000	\$ 1,000	0.00%	
60510 - Grant Supplies	\$ 10,135	\$ 42	\$ -	\$ -	\$ -	\$ -	\$ -	\$ -	0.00%	
Contingency and Other	\$ -	\$ -	\$ -	\$ -	\$ -	\$ -	\$ -	\$ -	0.00%	
89000 - Addition to Fund Balance	\$ -	\$ -	\$ -	\$ -	\$ -	\$ -	\$ -	\$ -	0.00%	
521 Bowes Creek Special Service Area	\$ -	\$ -	\$ -	\$ -	\$ -	\$ -	\$ 32	\$ 32	0.00%	
Expenses	\$ -	\$ -	\$ -	\$ -	\$ -	\$ -	\$ 32	\$ 32	0.00%	
Contingency and Other	\$ -	\$ -	\$ -	\$ -	\$ -	\$ -	\$ 32	\$ 32	0.00%	
89000 - Addition to Fund Balance	\$ -	\$ -	\$ -	\$ -	\$ -	\$ -	\$ 32	\$ 32	0.00%	
5300 Sunvale SBA SW 37	\$ -	\$ -	\$ -	\$ -	\$ -	\$ -	\$ 92	\$ 92	0.00%	
Expenses	\$ -	\$ -	\$ -	\$ -	\$ -	\$ -	\$ 92	\$ 92	0.00%	
Contractual Services	\$ -	\$ -	\$ -	\$ -	\$ -	\$ -	\$ 92	\$ 92	0.00%	
52290 - Repairs and Maint- Stormwater	\$ -	\$ -	\$ -	\$ -	\$ -	\$ -	\$ 92	\$ 92	0.00%	
5301 Middle Creek SBA SW38	\$ -	\$ -	\$ -	\$ -	\$ -	\$ -	\$ 73	\$ 73	0.00%	

Committee Expense Budget Report - by Account Detail
Through December 31, 2025 (8.3% YTD, 7.69% Payroll Expense through Pay Period Ending 12/20/2025)
*2021, 2022, 2023, 2024, 2025 DRAFT** and 2026 Actual Fiscal Year

Department / Fund / Account Classification	2021 Actual Amount*	2022 Actual Amount*	2023 Actual Amount*	2024 Actual Amount*	2025 Actual Amount DRAFT**	2026 Actual Amount	2026 Amended Budget	2026 Adopted Budget	2026 YTD% Actual/Amended Budget	2021 - 2026 Trend
Expenses	\$ -	\$ -	\$ -	\$ -	\$ -	\$ -	\$ 73	\$ 73	0.00%	
Contractual Services	\$ -	\$ -	\$ -	\$ -	\$ -	\$ -	\$ 73	\$ 73	0.00%	
52290 - Repairs and Maint- Stormwater	\$ -	\$ -	\$ -	\$ -	\$ -	\$ -	\$ 73	\$ 73	0.00%	
5302 Shirewood Farm SSA SW39	\$ -	\$ -	\$ -	\$ -	\$ -	\$ -	\$ 120	\$ 120	0.00%	
Expenses	\$ -	\$ -	\$ -	\$ -	\$ -	\$ -	\$ 120	\$ 120	0.00%	
Contractual Services	\$ -	\$ -	\$ -	\$ -	\$ -	\$ -	\$ 120	\$ 120	0.00%	
52290 - Repairs and Maint- Stormwater	\$ -	\$ -	\$ -	\$ -	\$ -	\$ -	\$ 120	\$ 120	0.00%	
5303 Ogden Gardens SBA SW40	\$ -	\$ -	\$ -	\$ -	\$ -	\$ -	\$ 226	\$ 226	0.00%	
Expenses	\$ -	\$ -	\$ -	\$ -	\$ -	\$ -	\$ 226	\$ 226	0.00%	
Contingency and Other	\$ -	\$ -	\$ -	\$ -	\$ -	\$ -	\$ 226	\$ 226	0.00%	
89000 - Addition to Fund Balance	\$ -	\$ -	\$ -	\$ -	\$ -	\$ -	\$ 226	\$ 226	0.00%	
5304 Wildwood West SBA SW41	\$ 7,760	\$ 1,450	\$ 1,390	\$ 665	\$ -	\$ -	\$ 3,579	\$ 3,579	0.00%	
Expenses	\$ 7,760	\$ 1,450	\$ 1,390	\$ 665	\$ -	\$ -	\$ 3,579	\$ 3,579	0.00%	
Contractual Services	\$ 7,760	\$ 1,450	\$ 725	\$ -	\$ -	\$ -	\$ -	\$ -	0.00%	
52290 - Repairs and Maint- Stormwater	\$ 7,760	\$ 1,450	\$ 725	\$ -	\$ -	\$ -	\$ -	\$ -	0.00%	
Transfers Out	\$ -	\$ -	\$ 665	\$ 665	\$ -	\$ -	\$ -	\$ -	0.00%	
99000 - Transfer To Other Funds	\$ -	\$ -	\$ -	\$ -	\$ -	\$ -	\$ -	\$ -	0.00%	
99405 - Transfer to Cost Share Drainage Fund 405	\$ -	\$ -	\$ 665	\$ 665	\$ -	\$ -	\$ -	\$ -	0.00%	
Contingency and Other	\$ -	\$ -	\$ -	\$ -	\$ -	\$ -	\$ 3,579	\$ 3,579	0.00%	
89000 - Addition to Fund Balance	\$ -	\$ -	\$ -	\$ -	\$ -	\$ -	\$ 3,579	\$ 3,579	0.00%	
5306 Cheval DeSelle Venetian SBA SW43	\$ 5,200	\$ 5,282	\$ -	\$ -	\$ -	\$ -	\$ 81	\$ 81	0.00%	
Expenses	\$ 5,200	\$ 5,282	\$ -	\$ -	\$ -	\$ -	\$ 81	\$ 81	0.00%	
Contractual Services	\$ -	\$ -	\$ -	\$ -	\$ -	\$ -	\$ -	\$ -	0.00%	
52290 - Repairs and Maint- Stormwater	\$ -	\$ -	\$ -	\$ -	\$ -	\$ -	\$ -	\$ -	0.00%	
Transfers Out	\$ 5,200	\$ 5,282	\$ -	\$ -	\$ -	\$ -	\$ -	\$ -	0.00%	
99000 - Transfer To Other Funds	\$ 5,200	\$ -	\$ -	\$ -	\$ -	\$ -	\$ -	\$ -	0.00%	
99622 - Transfer to Recovery Zone Bond Debt Service Fund 622	\$ -	\$ 5,282	\$ -	\$ -	\$ -	\$ -	\$ -	\$ -	0.00%	
Contingency and Other	\$ -	\$ -	\$ -	\$ -	\$ -	\$ -	\$ 81	\$ 81	0.00%	
89000 - Addition to Fund Balance	\$ -	\$ -	\$ -	\$ -	\$ -	\$ -	\$ 81	\$ 81	0.00%	
5308 Plank Road Estates SBA SW45	\$ 3,230	\$ 3,281	\$ -	\$ -	\$ -	\$ -	\$ 1,634	\$ 1,634	0.00%	
Expenses	\$ 3,230	\$ 3,281	\$ -	\$ -	\$ -	\$ -	\$ 1,634	\$ 1,634	0.00%	
Contractual Services	\$ -	\$ -	\$ -	\$ -	\$ -	\$ -	\$ 1,575	\$ 1,575	0.00%	
52290 - Repairs and Maint- Stormwater	\$ -	\$ -	\$ -	\$ -	\$ -	\$ -	\$ 1,575	\$ 1,575	0.00%	
Transfers Out	\$ 3,230	\$ 3,281	\$ -	\$ -	\$ -	\$ -	\$ -	\$ -	0.00%	
99000 - Transfer To Other Funds	\$ 3,230	\$ -	\$ -	\$ -	\$ -	\$ -	\$ -	\$ -	0.00%	
99622 - Transfer to Recovery Zone Bond Debt Service Fund 622	\$ -	\$ 3,281	\$ -	\$ -	\$ -	\$ -	\$ -	\$ -	0.00%	
Contingency and Other	\$ -	\$ -	\$ -	\$ -	\$ -	\$ -	\$ 59	\$ 59	0.00%	
89000 - Addition to Fund Balance	\$ -	\$ -	\$ -	\$ -	\$ -	\$ -	\$ 59	\$ 59	0.00%	
5310 Exposition View SBA SW47	\$ 3,777	\$ 3,838	\$ -	\$ -	\$ -	\$ -	\$ 528	\$ 528	0.00%	
Expenses	\$ 3,777	\$ 3,838	\$ -	\$ -	\$ -	\$ -	\$ 528	\$ 528	0.00%	
Contractual Services	\$ -	\$ -	\$ -	\$ -	\$ -	\$ -	\$ 500	\$ 500	0.00%	
52290 - Repairs and Maint- Stormwater	\$ -	\$ -	\$ -	\$ -	\$ -	\$ -	\$ 500	\$ 500	0.00%	

Committee Expense Budget Report - by Account Detail
Through December 31, 2025 (8.3% YTD, 7.69% Payroll Expense through Pay Period Ending 12/20/2025)
*2021, 2022, 2023, 2024, 2025 DRAFT** and 2026 Actual Fiscal Year

Department / Fund / Account Classification	2021 Actual Amount*	2022 Actual Amount*	2023 Actual Amount*	2024 Actual Amount*	2025 Actual Amount DRAFT**	2026 Actual Amount	2026 Amended Budget	2026 Adopted Budget	2026 YTD% Actual/Amended Budget	2021 - 2026 Trend
Transfers Out	\$ 3,777	\$ 3,838	\$ -	\$ -	\$ -	\$ -	\$ -	\$ -	0.00%	
99000 - Transfer To Other Funds	\$ 3,777	\$ -	\$ -	\$ -	\$ -	\$ -	\$ -	\$ -	0.00%	
99622 - Transfer to Recovery Zone Bond Debt Service Fund 622	\$ -	\$ 3,838	\$ -	\$ -	\$ -	\$ -	\$ -	\$ -	0.00%	
Contingency and Other	\$ -	\$ -	\$ -	\$ -	\$ -	\$ -	\$ 28	\$ 28	0.00%	
89000 - Addition to Fund Balance	\$ -	\$ -	\$ -	\$ -	\$ -	\$ -	\$ 28	\$ 28	0.00%	
5311 Pasadena Drive SBA SW48	\$ 2,493	\$ 2,532	\$ 2,572	\$ 2,572	\$ -	\$ -	\$ 117	\$ 117	0.00%	
Expenses	\$ 2,493	\$ 2,532	\$ 2,572	\$ 2,572	\$ -	\$ -	\$ 117	\$ 117	0.00%	
Contractual Services	\$ -	\$ -	\$ -	\$ -	\$ -	\$ -	\$ -	\$ -	0.00%	
52290 - Repairs and Maint- Stormwater	\$ -	\$ -	\$ -	\$ -	\$ -	\$ -	\$ -	\$ -	0.00%	
Transfers Out	\$ 2,493	\$ 2,532	\$ 2,572	\$ 2,572	\$ -	\$ -	\$ -	\$ -	0.00%	
99000 - Transfer To Other Funds	\$ 2,493	\$ -	\$ -	\$ -	\$ -	\$ -	\$ -	\$ -	0.00%	
99622 - Transfer to Recovery Zone Bond Debt Service Fund 622	\$ -	\$ 2,532	\$ 2,572	\$ 2,572	\$ -	\$ -	\$ -	\$ -	0.00%	
Contingency and Other	\$ -	\$ -	\$ -	\$ -	\$ -	\$ -	\$ 117	\$ 117	0.00%	
89000 - Addition to Fund Balance	\$ -	\$ -	\$ -	\$ -	\$ -	\$ -	\$ 117	\$ 117	0.00%	
5312 Tamara Dittman SBA SW 50	\$ -	\$ -	\$ 1,215	\$ 1,215	\$ 550	\$ -	\$ 1,120	\$ 1,120	0.00%	
Expenses	\$ -	\$ -	\$ 1,215	\$ 1,215	\$ 550	\$ -	\$ 1,120	\$ 1,120	0.00%	
Transfers Out	\$ -	\$ -	\$ 1,215	\$ 1,215	\$ 550	\$ -	\$ -	\$ -	0.00%	
99000 - Transfer To Other Funds	\$ -	\$ -	\$ -	\$ -	\$ -	\$ -	\$ -	\$ -	0.00%	
99405 - Transfer to Cost Share Drainage Fund 405	\$ -	\$ -	\$ 1,215	\$ 1,215	\$ 550	\$ -	\$ -	\$ -	0.00%	
Contingency and Other	\$ -	\$ -	\$ -	\$ -	\$ -	\$ -	\$ 1,120	\$ 1,120	0.00%	
89000 - Addition to Fund Balance	\$ -	\$ -	\$ -	\$ -	\$ -	\$ -	\$ 1,120	\$ 1,120	0.00%	
5313 Church Molitor SSA SA 52	\$ -	\$ -	\$ 3,334	\$ 3,334	\$ 500	\$ -	\$ 1,020	\$ 1,020	0.00%	
Expenses	\$ -	\$ -	\$ 3,334	\$ 3,334	\$ 500	\$ -	\$ 1,020	\$ 1,020	0.00%	
Transfers Out	\$ -	\$ -	\$ 3,334	\$ 3,334	\$ 500	\$ -	\$ -	\$ -	0.00%	
99000 - Transfer To Other Funds	\$ -	\$ -	\$ -	\$ -	\$ -	\$ -	\$ -	\$ -	0.00%	
99405 - Transfer to Cost Share Drainage Fund 405	\$ -	\$ -	\$ 3,334	\$ 3,334	\$ 500	\$ -	\$ -	\$ -	0.00%	
Contingency and Other	\$ -	\$ -	\$ -	\$ -	\$ -	\$ -	\$ 1,020	\$ 1,020	0.00%	
89000 - Addition to Fund Balance	\$ -	\$ -	\$ -	\$ -	\$ -	\$ -	\$ 1,020	\$ 1,020	0.00%	
5314 45W185 Plank Road SSA SW 54	\$ -	\$ -	\$ 4,000	\$ 3,928	\$ 4,000	\$ 4,000	\$ 4,002	\$ 4,002	99.95%	
Expenses	\$ -	\$ -	\$ 4,000	\$ 3,928	\$ 4,000	\$ 4,000	\$ 4,002	\$ 4,002	99.95%	
Transfers Out	\$ -	\$ -	\$ 4,000	\$ 3,928	\$ 4,000	\$ 4,000	\$ 4,000	\$ 4,000	100.00%	
99000 - Transfer To Other Funds	\$ -	\$ -	\$ -	\$ -	\$ -	\$ -	\$ -	\$ -	0.00%	
99403 - Transfer to Unincorporated Stormwater Mgmt Fund 403	\$ -	\$ -	\$ 4,000	\$ 3,928	\$ 4,000	\$ 4,000	\$ 4,000	\$ 4,000	100.00%	
Contingency and Other	\$ -	\$ -	\$ -	\$ -	\$ -	\$ -	\$ 2	\$ 2	0.00%	
89000 - Addition to Fund Balance	\$ -	\$ -	\$ -	\$ -	\$ -	\$ -	\$ 2	\$ 2	0.00%	
5315 Boyer Road Special Service Area	\$ -	\$ -	\$ -	\$ 700	\$ 700	\$ 700	\$ 700	\$ 700	100.00%	
Expenses	\$ -	\$ -	\$ -	\$ 700	\$ 700	\$ 700	\$ 700	\$ 700	100.00%	
Transfers Out	\$ -	\$ -	\$ -	\$ 700	\$ 700	\$ 700	\$ 700	\$ 700	100.00%	
99405 - Transfer to Cost Share Drainage Fund 405	\$ -	\$ -	\$ -	\$ 700	\$ 700	\$ 700	\$ 700	\$ 700	100.00%	
Grand Total	\$ 19,086,002	\$ 12,479,763	\$ 10,587,785	\$ 6,459,497	\$ 12,374,489	\$ 202,784	\$ 10,844,735	\$ 10,844,735	1.87%	

STATE OF ILLINOIS)
COUNTY OF KANE) SS.

ZONING PETITION NO. TMP-26-097

PETITION # 4676 PETITIONER: TRI-COUNTY SOLAR LLC

Petition #: 4676

Committee Flow: Development Committee, Kane County Board

Contact: Natalie Zine, Building & Zoning Division Manager P: 630-232-3494 | E: zinenatalie@kanecountyl.gov

Petitioner: Tri-County Solar LLC

Location: Approximately 41 acres of property located west of IL Route 25, north of Stearns Road, in St Charles Township, Kane County, Illinois (PIN: 09-01-200-017).

Proposed: A Special Use Permit in the F-Farming Zoning District to allow for the development of a Commercial Solar Energy Facility.

2040 Plan: Proposed Open Space

Objectors: Area residents

Recommendations:

Regional Planning Comm.: N/A

Zoning Board: Approval w/ Stipulations (4 - 0)

Development Committee: TBD

Summary:



RESOLUTION / ORDINANCE EXECUTIVE SUMMARY ADDENDUM

Title

Petition No. 4676

Committee Flow:

Development Committee, Executive Committee, County Board

Contact:

Natalie Zine, Building & Zoning Division Manager
P: 630-232-3494 E: zinenatalie@kanecountyil.gov

Budget Information:

Was this item budgeted? N/A	Appropriation Amount: \$N/A
If not budgeted, explain funding source: N/A	
Was this item passed through the appropriate committee? N/A	

Summary:

A Special Use Permit in the F-Farming Zoning District to allow for the development of a Commercial Solar Energy Facility on approximately 41 acres of property located west of IL Route 25, north of Stearns Road, in St Charles Township, Kane County, Illinois (PIN: 09-01-200-017).

Zoning Petition No. 4676

Tri-County Solar LLC

Development Committee

Tuesday, January 20, 2026 at 10:30am

Kane County Board District – 12 Bill Roth



KANE COUNTY, ILLINOIS

ESTABLISHED JANUARY 16, 1836

Petition Summary

Applicant

Tri-County Solar LLC
(Owned by GSI Development Corp.)

Property Owner

TRI COUNTY LANDFILL CO

Action Requested

A Special Use Permit in the F-Farming Zoning District to allow for the development of a Commercial Solar Energy Facility.

Subject Property

Approximately 41 acres of property located west of IL Route 25, north of Stearns Road, in St Charles Township, Kane County, Illinois (PIN: 09-01-200-017).

County Board District 12 Bill Roth

Notice

A Notice Letter was sent to all adjacent property owners within 250' of the subject property on December 18, 2025. Notice was published in the Daily Herald newspaper on December 20, 2025. And a public hearing sign was posted on the subject property on December 18, 2025.

In addition to adjacent property owners, notice of this Petition was also sent to Kane County staff, Kane County Forest Preserve, St. Charles Township Supervisor and Township Highway Commissioner, the Village of South Elgin, the Village of Bartlett, the Village of Wayne, KDOT, School District 303, the St. Charles Park District, and the South Elgin Fire Countryside District.

Application Documents

An application requesting the Special Use was received by the County on November 21, 2025. All received application documents for Petition 4676 are available for review on the [Pending Zoning Petitions](#) page of the Kane County Website.

[4676 01 Kane County Zoning Application \(11-18-2025\).pdf](#)

[4676 02 Standards of a Special Use Permit Worksheet \(11-11-2025\).pdf](#)

[4676 03 Project Narrative \(11-25-2025\)V2.pdf](#)

[4676 04 Purchase Contract \(11-12-2025\).pdf](#)

[4676 05 Plat of Survey-ALTA Land Title Survey \(10-28-2025\).pdf](#)

[4676 06 Solar Equipment Manufacturer Specs.pdf](#)

[4676 07 Noise Analysis \(10-14-2025\).pdf](#)

[4676 08 Decommissioning Plan \(10-17-2025\).pdf](#)

[4676 11 Traffic Study \(11-11-2025\).pdf](#)

[4676 12 Glare Study \(10-14-2025\).pdf](#)

[4676 13 Legal Description.pdf](#)

[4676 15 Certification of Notice to Adjacent Property Owners.pdf](#)

[4676 16 Copy of Notice Letter from Petitioner.pdf](#)

[4676 17 Geometric Site Plan \(11-25-2025\)V2.pdf](#)

[4676 18 Landscape & Screening Plan V2 \(12-17-2025\).pdf](#)

[4676 20.1 EcoCat Report & Consultation Letter \(08-29-2025\).pdf](#)

[4676 20.2 Blanding Turtle Plan \(10-02-2025\).pdf](#)

[4676 20.3 Pollinator Friendly Habitat Plan \(11-20-2025\).pdf](#)

[4676 21 SHPO Letter \(10-30-25\).pdf](#)

[4676 22 NRI Report \(09-26-2025\).pdf](#)

[4676 23.1 USFWS Letter \(09-30-2025\).pdf](#)

[4676 23.2 Protected Species Screening \(09-30-2025\).pdf](#)

[4676 24 US Army Corp Letter of No Objection JPA Application \(10-21-2025\).pdf](#)

[4676 25 Executed AIMA Agreement \(10-02-2025\).pdf](#)

[4676 26 Avoidance of Protected Lands Map \(11-10-2025\).pdf](#)

[4676 27 Roadway Jurisdiction Approval Letter \(11-20-2025\).pdf](#)

[4676 28 Structural Engineer's Certificate \(11-18-2025\).pdf](#)

[4676 29 FEMA 100-Year Floodplain Map \(04-17-2024\).pdf](#)

[4676 30 Level 1 Wetland Investigation \(08-25-2025\).pdf](#)

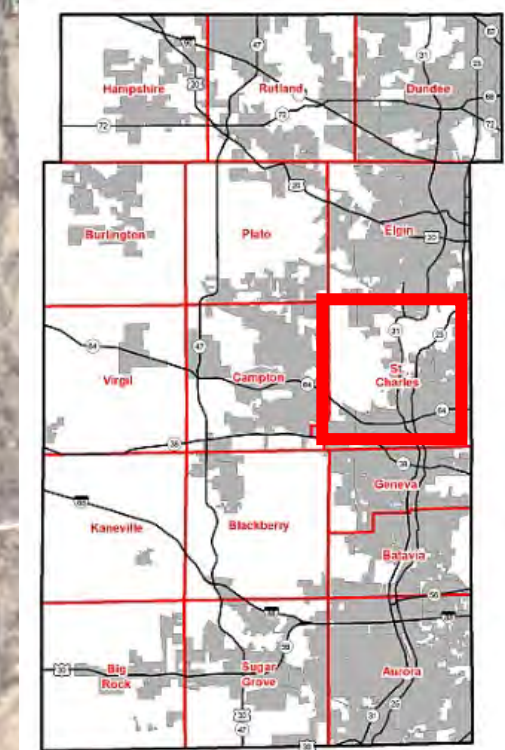
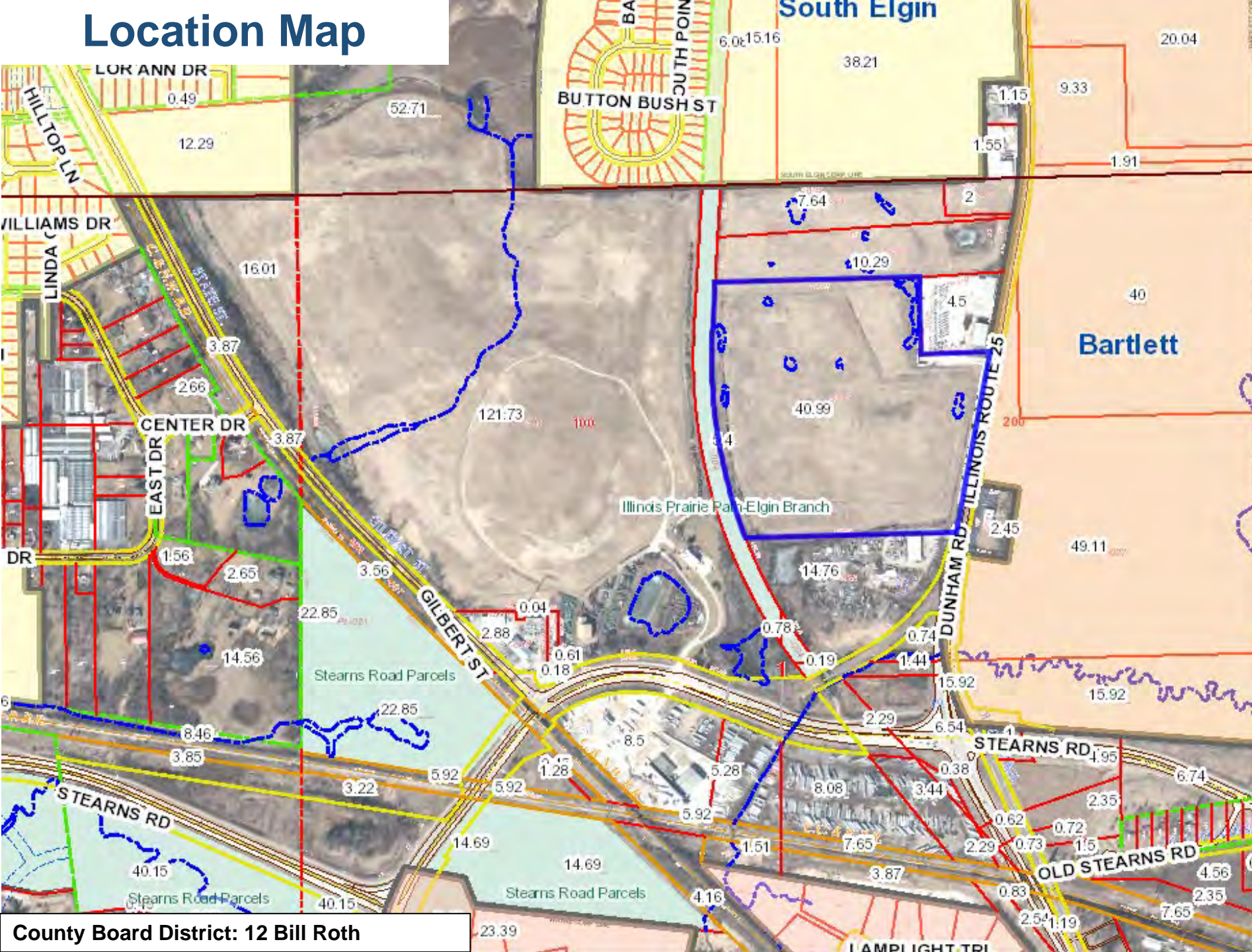
[4676 31 Topographical Map \(04-17-2024\).pdf](#)

[4676 32 Preliminary Farmland Drain Tile Investigation \(11-12-2025\).pdf](#)

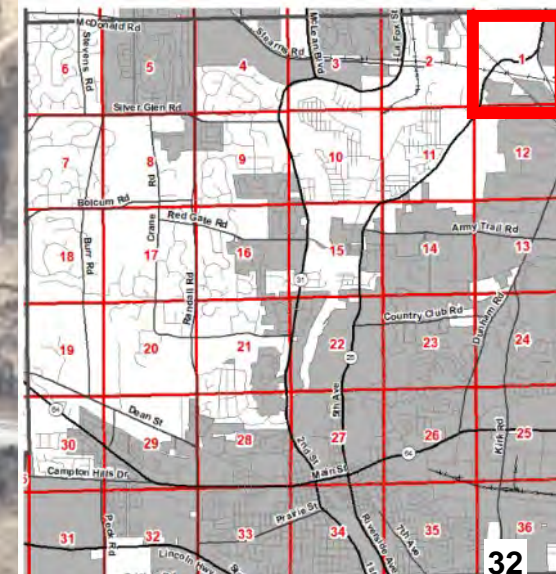
[4676 33 Preliminary Stormwater Management Report \(11-18-2025\).pdf](#)

[4676 34 Phase 1 Environmental Assessment \(04-04-2025\).pdf](#)

Location Map



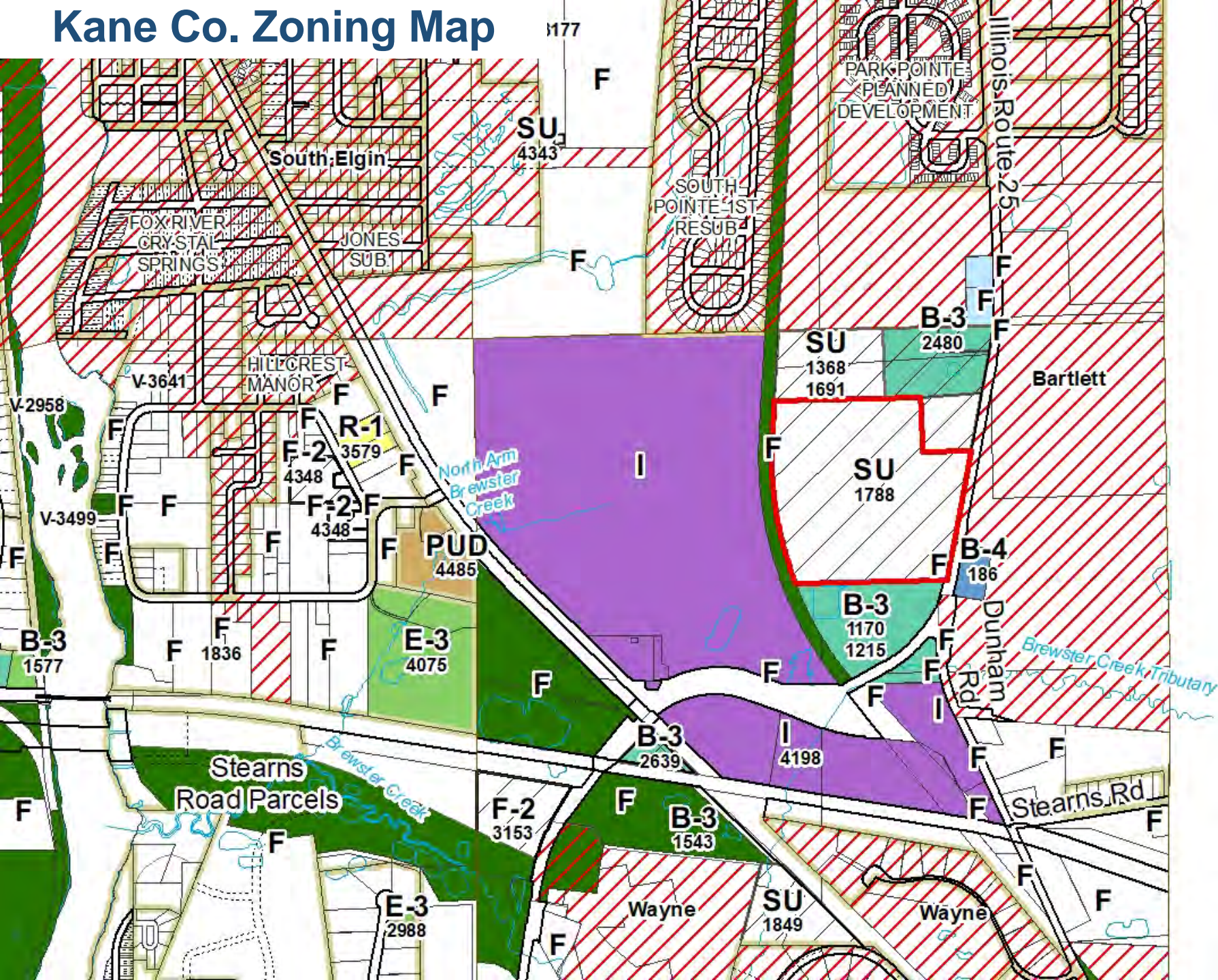
Kane County – St Charles TWP



TWP Section 01



Kane Co. Zoning Map



Zoning Legend

- A-1
- B-1
- B-2
- B-3
- B-4
- B-5
- CO
- CU
- E-1
- E-2
- E-2A
- E-3
- F
- F-1
- F-2
- I
- ISU
- LI
- PUD
- R-1
- R-2
- R-3
- R-4
- R-5
- R-6
- R-7
- R-8
- R-9
- RB
- SU

0 487.5 975 1,950 2,925 34 Feet

2040 Conceptual Land Use Strategy

West Side of Route 25, north of Sterns Rd. – St. Charles Twp. –
Petition #4676

Land Use Strategy Area: Sustainable Urban Area

Note: a small portion of the
southwestern corner of the site
area falls within the Critical
Growth Area

Core Themes

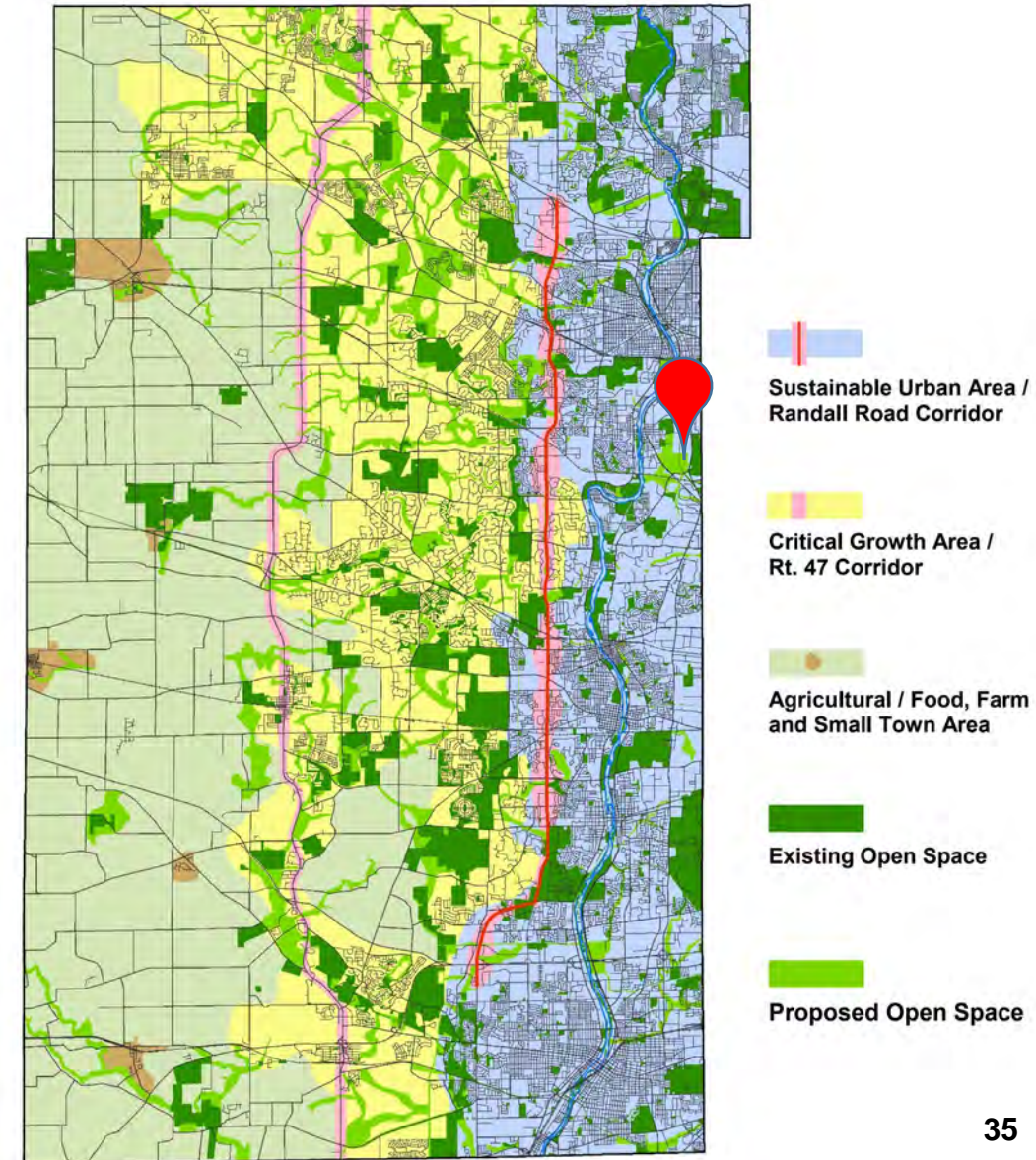
1. This area encompasses the communities and neighborhoods along the Fox River which exhibit traditional grid patterns of streets and blocks
2. The urban centers within this strategy area are experiencing reinvestment and revitalization as evidenced by redevelopment efforts, beautification projects, new public buildings, festivals, public art, and other activities / improvements

The Conceptual Land Use Strategy Map:

A general land use map that divides the county into 3 major geographic areas, each with unique land resources, development patterns, and planning opportunities.

2040 CONCEPTUAL LAND USE STRATEGY MAP

Adopted October 12, 2010



2040 Land Use Analysis

West Side of Route 25, north of Sterns Rd. – St. Charles Twp. –
Petition #4676

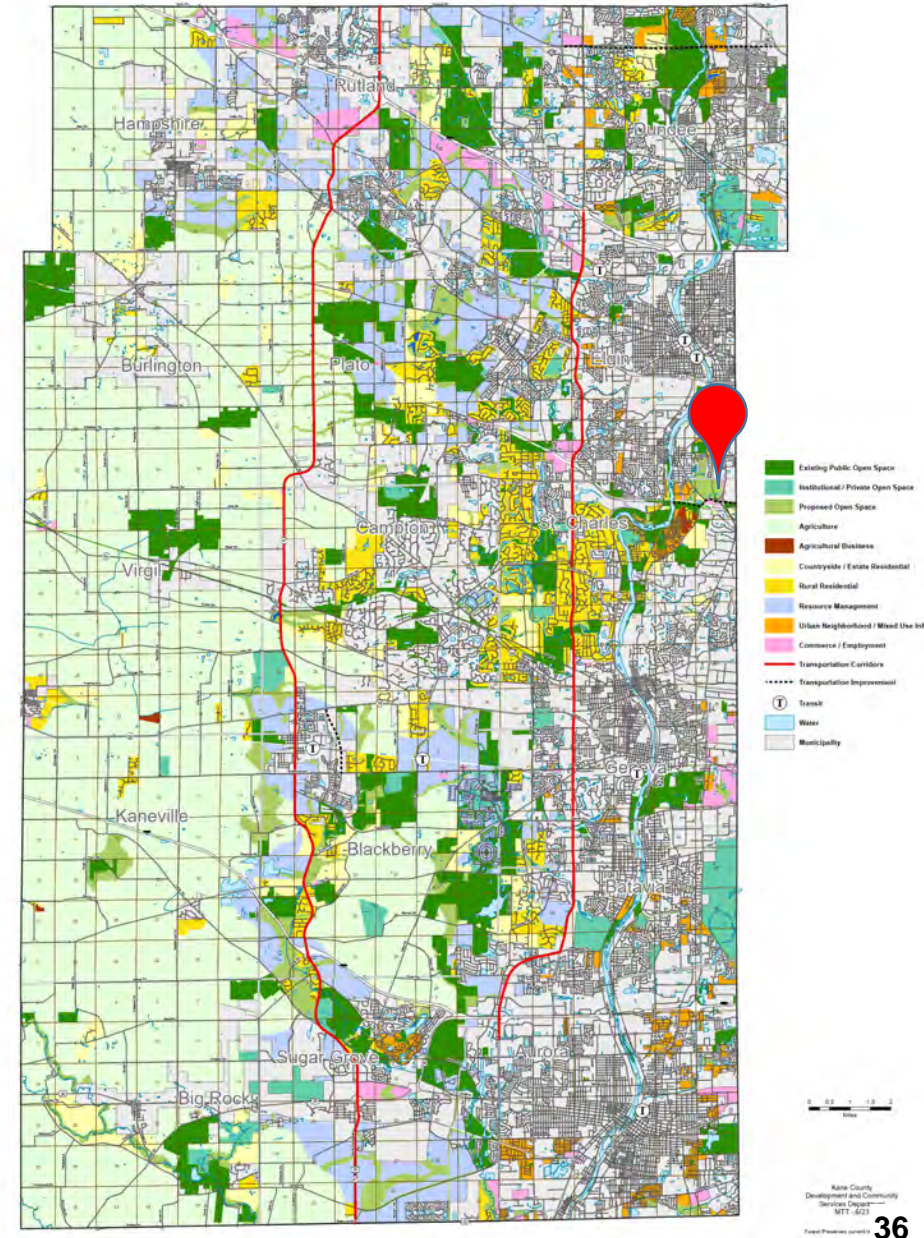
2040 Planned Use: Proposed Open Space

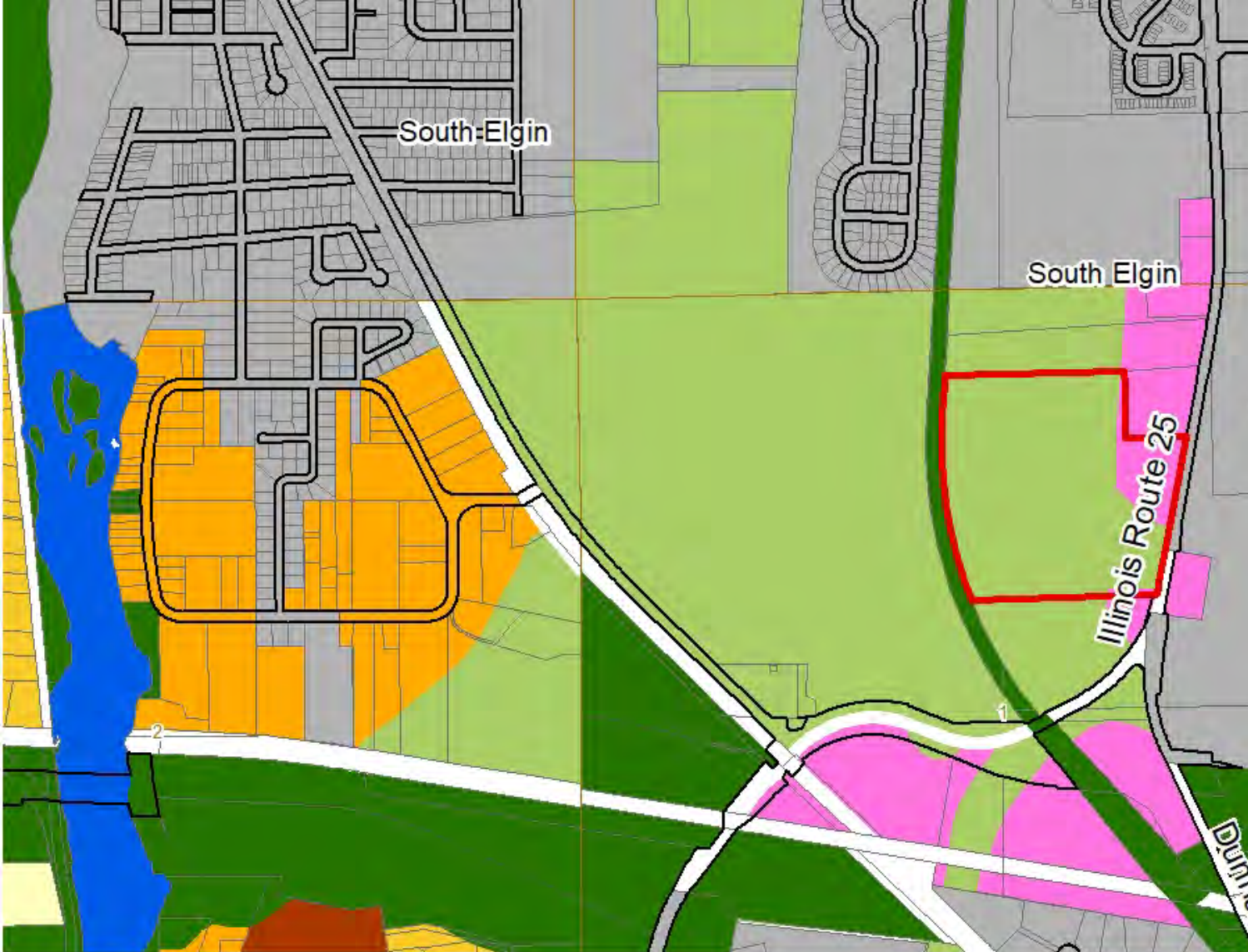
Characteristics of Areas Planned for Proposed Open Space

- This category includes areas recommended for both public and private open space and green infrastructure uses
- The areas indicated could become either major additions to existing public open space and green infrastructure or remain private and still serve as linear connections between large areas of open space
- The 2040 Land Use Map indicates areas for potential future open space and green infrastructure in the form of large tracts, linear greenways, and recreational areas

Note: A roughly 3.5 acre area of this site (~42 acres total) falls within the **Commerce / Employment** area of the 2040 Land Use Map. The suitability of commercial uses within this area will depend on the trend and character of the adjacent land uses, availability of infrastructure and the economic development needs of the local community

2040 LAND USE





Analysis

- The Kane County 2040 Plan recognizes solar power as an emerging source of renewable energy, but does not specify whether it is more or less suitable for particular land use areas.
- **Given that the site is the location of a capped landfill, it would only allow for conversion to a limited set of appropriate uses. Such sites present challenges for development given the need for venting systems to release methane gas and settling waste.**
- The Proposed Open Space category is intended primarily to define areas of green infrastructure capable of providing ecosystem functions. Such areas may remain private or someday be added to the public open space network.

2040 Land Use

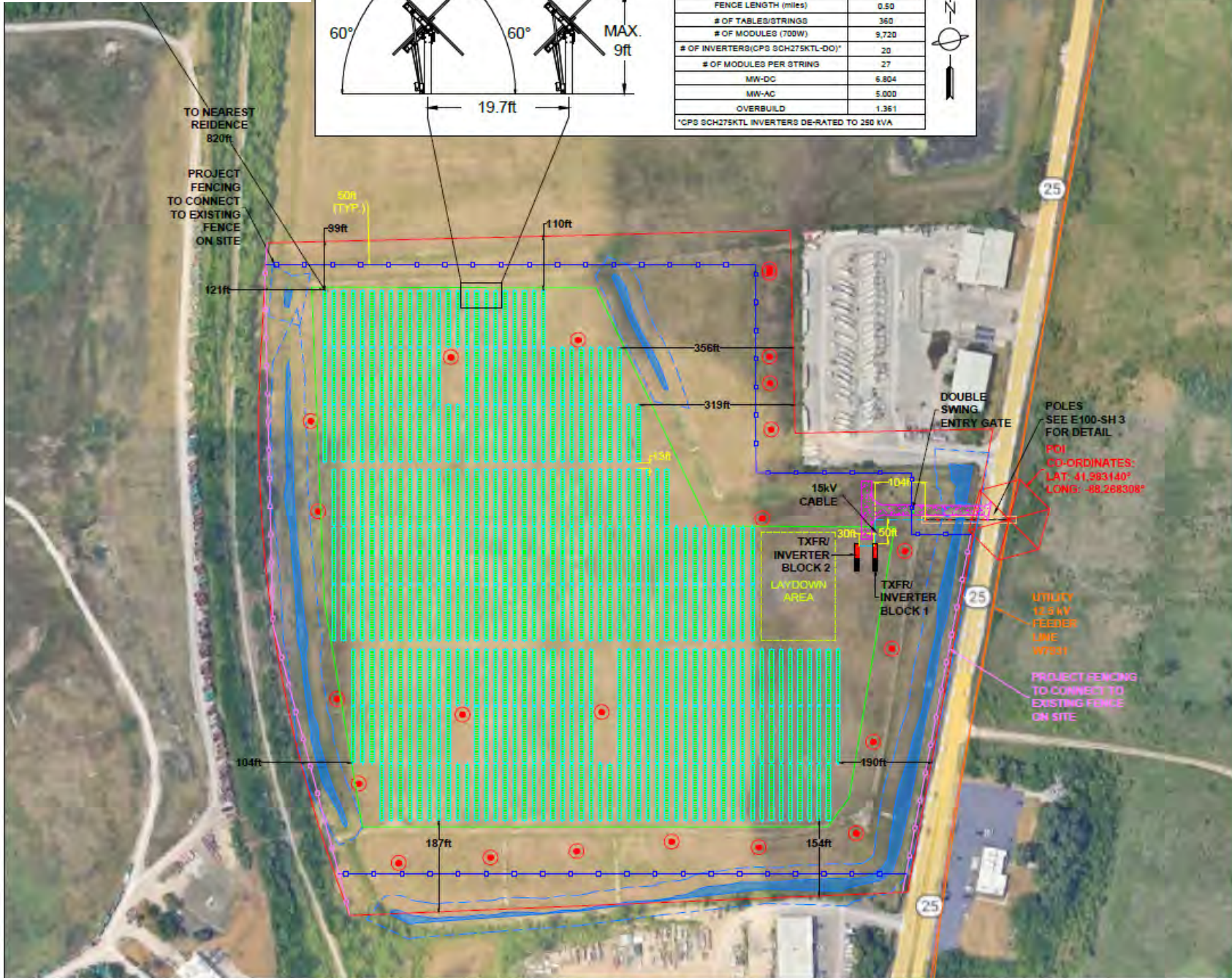


Municipalities

The Villages of Wayne, Bartlett, and South Elgin all reviewed the proposed solar facility; none of the Villages had any objections to the project.

The Village of South Elgin also stated that, “[they] are generally supportive of the proposed land use. We believe a community solar farm facility is an appropriate use of the property, particularly given its location and surrounding land uses.”

Proposed Site Plan



# OF INVERTERS(CPS SCH275KTL-DO)	20
# OF MODULES PER STRING	27
MW-DC	6,804
MW-AC	5,000
OVERBUILD	1.361

*CPS SCH275KTL INVERTERS DE-RATED TO 250 kVA

TO NEAREST REIDENCE 820ft

PROJECT FENCING TO CONNECT TO EXISTING FENCE ON SITE

50ft (TYP.)

99ft

121ft

19.7ft

9ft

110ft

356ft

319ft

13ft

104ft

187ft

154ft

190ft

DOUBLE SWING ENTRY GATE

POLES SEE E100-SH 3 FOR DETAIL

POI CO-ORDINATES
LAT: 41.983140°
LONG: -88.268340°

15kV CABLE

TXFR/ INVERTER BLOCK 2

TXFR/ INVERTER BLOCK 1

UTILITY 12.5 kV FEEDER LINE W/3PH

PROJECT FENCING TO CONNECT TO EXISTING FENCE ON SITE

25

40

# OF INVERTERS(CPS SCH275KTL-DO)	20
# OF MODULES PER STRING	27
MW-DC	6,804
MW-AC	5,000
OVERBUILD	1.361

*CPS SCH275KTL INVERTERS DE-RATED TO 250 kVA

TO NEAREST REIDENCE 820ft

PROJECT FENCING TO CONNECT TO EXISTING FENCE ON SITE

50ft (TYP.)

99ft

121ft

110ft

19.7ft

9ft

356ft

319ft

13ft

104ft

187ft

154ft

190ft

DOUBLE SWING ENTRY GATE

POLES SEE E100-SH 3 FOR DETAIL

POI CO-ORDINATES
LAT: 41.983140°
LONG: -88.268340°

15kV CABLE

TXFR/ INVERTER BLOCK 2

TXFR/ INVERTER BLOCK 1

UTILITY 12.5 kV FEEDER LINE W/3PH

PROJECT FENCING TO CONNECT TO EXISTING FENCE ON SITE

25

25

25

40

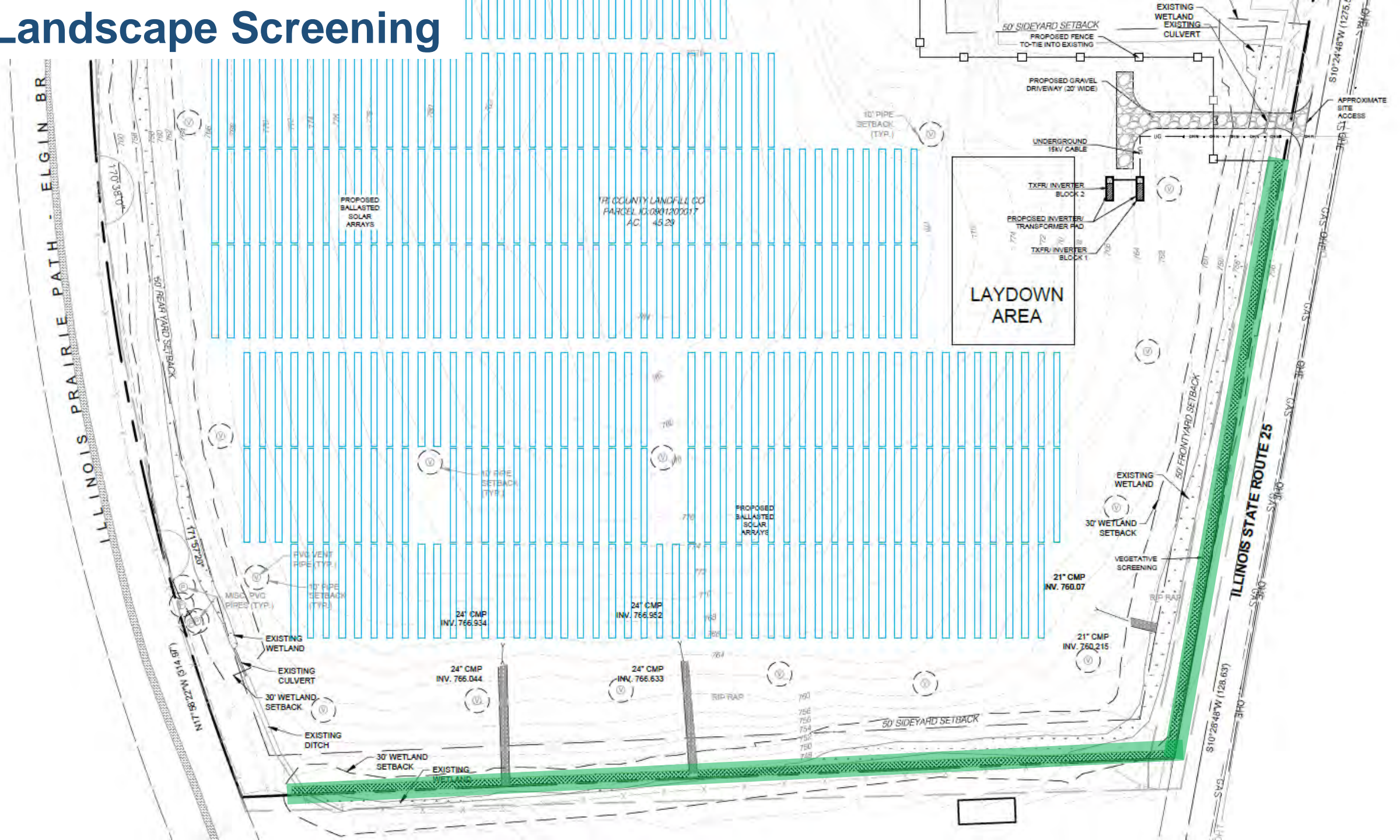
-
- | | |
|----------------------------------|-------|
| # OF INVERTERS(CPS SCH275KTL-DO) | 20 |
| # OF MODULES PER STRING | 27 |
| MW-DC | 6,804 |
| MW-AC | 5,000 |
| OVERBUILD | 1.361 |
- *CPS SCH275KTL INVERTERS DE-RATED TO 250 kVA
- TO NEAREST REIDENCE 820ft
- PROJECT FENCING TO CONNECT TO EXISTING FENCE ON SITE
- 50ft (TYP.)
- 99ft
- 121ft
- 110ft
- 19.7ft
- 9ft
- 356ft
- 319ft
- 13ft
- 104ft
- 187ft
- 154ft
- 190ft
- DOUBLE SWING ENTRY GATE
- POLES SEE E100-SH 3 FOR DETAIL
- POI CO-ORDINATES
LAT: 41.983140°
LONG: -88.268340°
- 15kV CABLE
- TXFR/ INVERTER BLOCK 2
- TXFR/ INVERTER BLOCK 1
- UTILITY 12.5 kV FEEDER LINE W/3PH
- PROJECT FENCING TO CONNECT TO EXISTING FENCE ON SITE
- 25
- 25
- 25
- 40

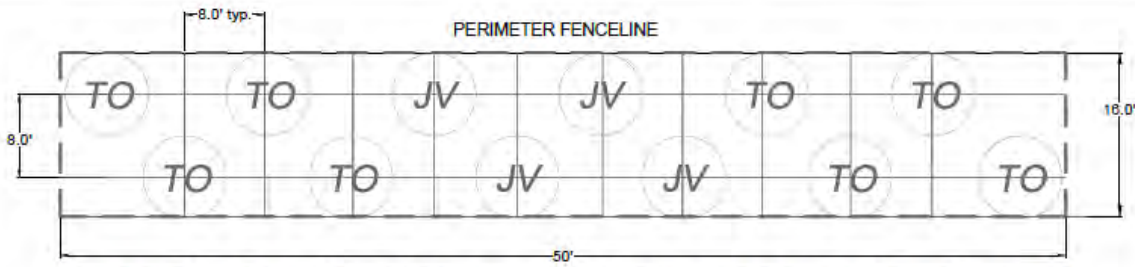
Landscape Screening

- A vegetative screen shall be provided for any part of the Commercial Solar Energy Facility that is visible to Non-participating Residence(s).
- The landscaping screen shall be located between the required fencing and the property line of the participating parcel upon which the facility sits.
- The vegetative screening shall include a continuous line of native evergreen foliage and/or native shrubs and/or native trees and/or any existing wooded area and/or plantings of tall native grasses and other native flowering plants.



Landscape Screening





LANDSCAPE SCREENING PLANTING DETAIL

NOTES:

N.T.S.

- SHRUB AND TREE LOCATIONS SHALL BE STAKED OUT AND APPROVED PRIOR TO PLANTING. SEE PLANTING DETAILS, NOTES AND SCHEDULES FOR EACH LANDSCAPE SCREENING BUFFER
- PLACEMENT OF LANDSCAPE SCREENING BUFFERS SHALL BE LOCATED AT THE OUTER EDGE OF THE PERIMETER FENCE TO ENHANCE SCREENING EFFORTS AND AVOID SHADING CONCERNS - SOME FIELD ADJUSTMENTS FOR STAKED LOCATIONS MAY BE NECESSARY.

LEGEND: LANDSCAPE SCREENING BUFFER

SYMBOL	BOTANICAL NAME/ COMMON PLANT NAME	SIZE	ROOT	MATURE HEIGHT	
TO	THUJA OCCIDENTALIS NORTHERN WHITE CEDAR	6'-7' HT.	B&B	30'-40' HT.	OR APPROVED EQUAL
JV	JUNIPERUS VIRGINIANA EASTERN RED CEDAR	6'-7' HT.	B&B	40'-60' HT.	OR APPROVED EQUAL

PLAN IDENTIFICATION: LS-1

N.T.S.

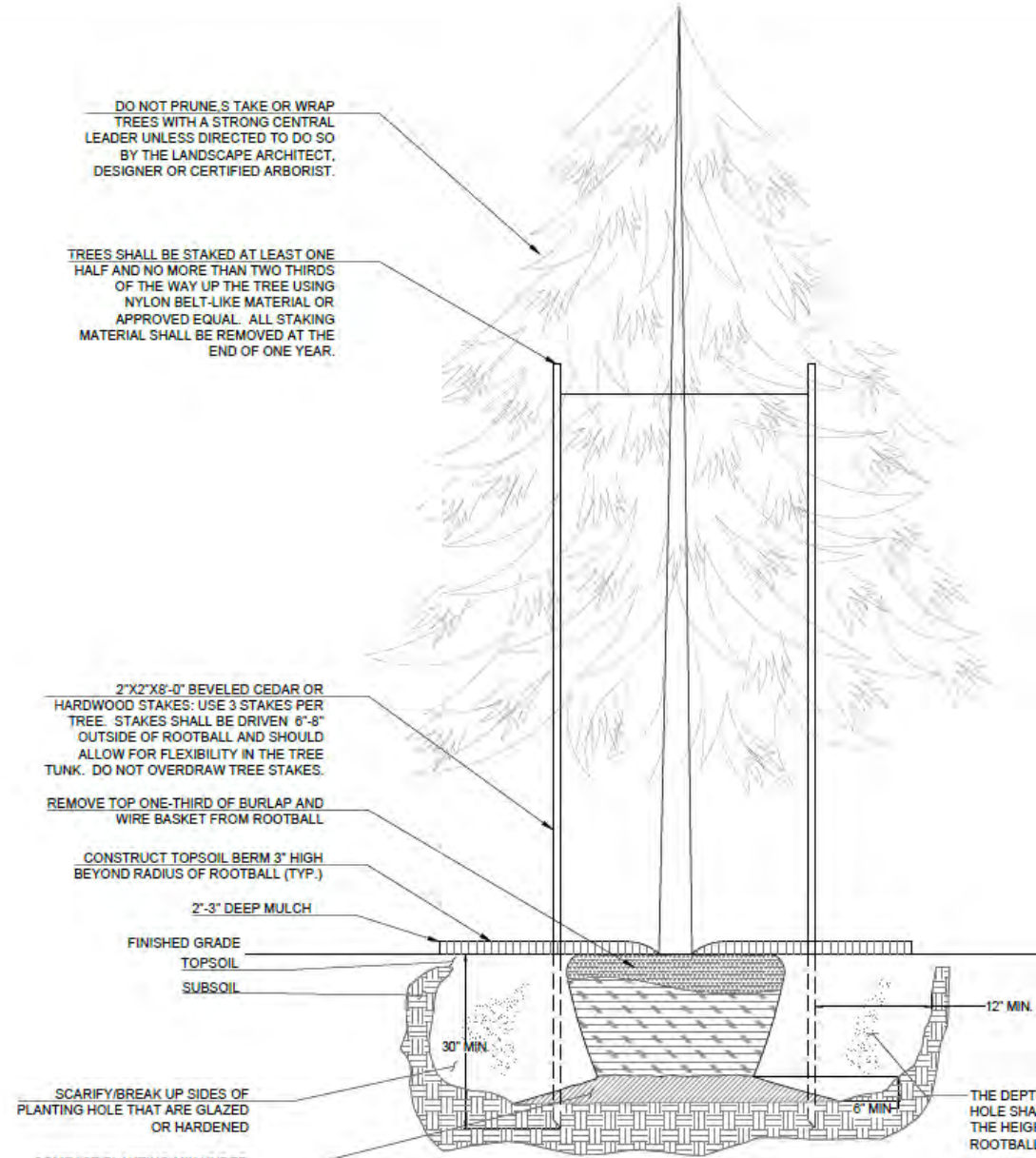
NOTES:

KEEP THE ROTOS OF BARE ROOT STOCK MOIST AT ALL TIMES PRIOR TO PLANTING. THE BALL OF BALLED AND BURLAPPED (B&B) STOCK AND THE SOIL OF CONTAINER GROWN STOCK SHALL BE KEPT MOIST BUT NOT SATURATED PRIOR TO PLANTING.

ALL BARE ROOT, CONTAINER GROWN AND BALLED AND BURLAPPED (B&B) PLANTING STOCK SHALL MEET THE MINIMUM ROOT SYSTEM SPREAD CRITERIA AS ESTABLISHED IN CONSTRUCTION SPECIFICATION "101-DIGGING, TRANSPORTING, PLANTING AND ESTABLISHMENT OF TREES, SHRUBS AND VINES."

ALL PLANT MATERIALS SHALL BE DORMANT AT THE TIME THEY ARE PLANTED. PLANTING DATES AND PROCEDURES SHALL CONFORM TO THOSE ESTABLISHED BY CONSTRUCTION SPECIFICATION "101-DIGGING, TRANSPORTING, PLANTING AND ESTABLISHMENT OF TREES, SHRUBS AND VINES."

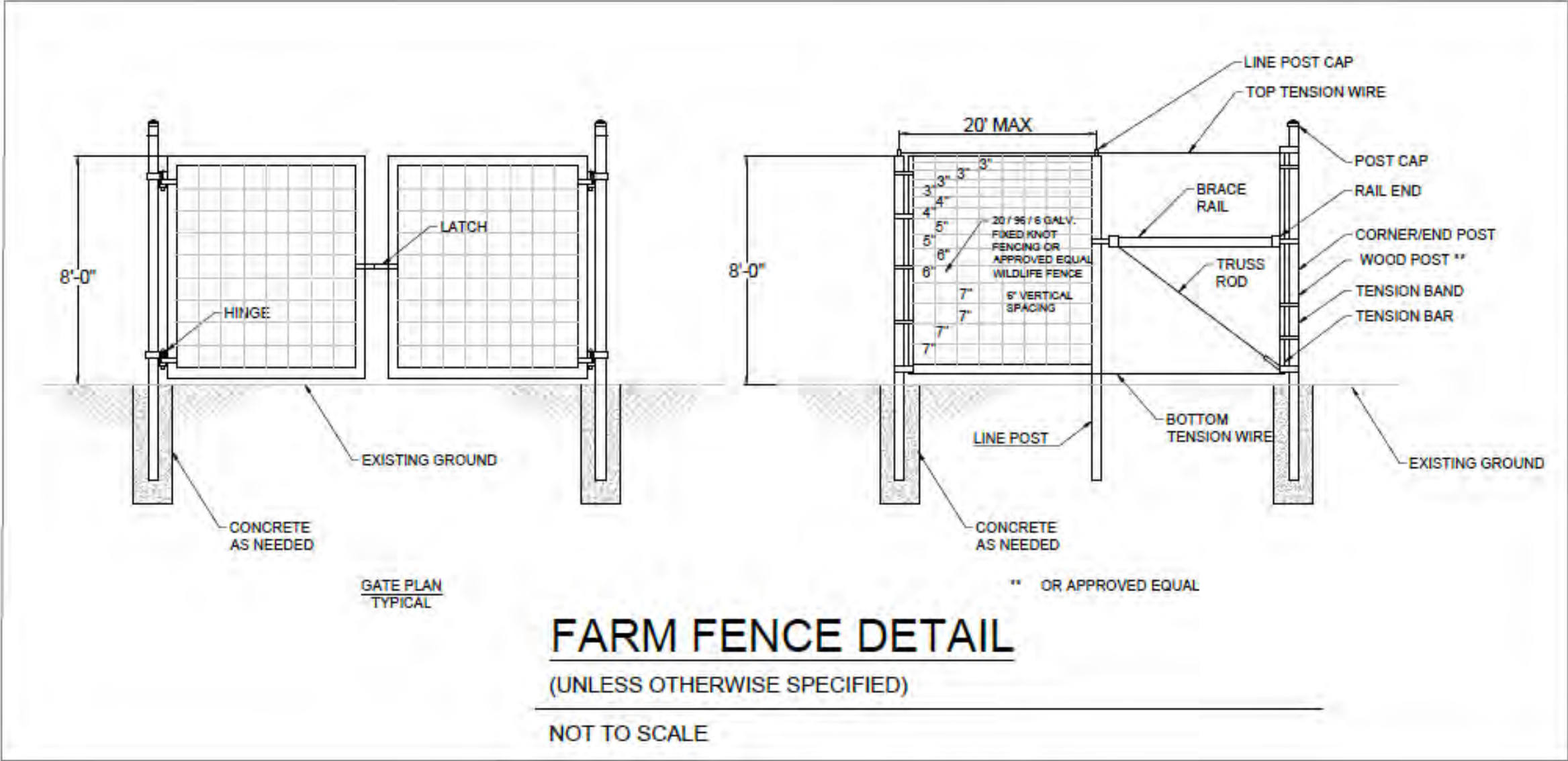
ALL PLANTINGS SHALL BE MULCHED UNLESS SPECIFIED OTHERWISE IN A LANDSCAPING OR PLANTING PLAN FOLLOWING THE CRITERIA IN PRACTICE STANDARD "MULCHING 805". MULCHING MATERIALS SHALL MEET THE MINIMUM REQUIREMENTS AS LISTEN IN MATERIAL SPECIFICATIONS "592 GEOTEXTILE", "800 PAPER" AND PLASTIC NETTING", "801 JUTE NETTING", "802 EXCELSIOR BLANKETS", AND "803 STRAW BLANKETS."





Fence Detail

Fencing: A fence of at least eight (8) feet and not more than twenty-five (25) feet in height shall enclose and secure the Commercial Solar Energy Facility.



Water Resources

The Water Resources department reviewed the Zoning Petition and provides the following comments:

As a former landfill site, this brownfield will have been capped with compacted clay. The site is already considered 100 percent impervious and draining into a Stormwater Detention system.

The Stormwater Facilities will need to be evaluated to ensure appropriate capacity. There will need to be an analysis of the appropriateness of any infiltration practices given the historical use of the site.

The peak discharge from the site will also need to be modeled to ensure no increase in the peak discharge from the site.

The site is proposing a native seed mix. The site should be pre-vegetated prior to the installation of the panels to minimize erosion issues.

Solar sites in Kane County are typically required to have BMPs at the downstream end of the development; because this is a brownfield site, Fee-in-Lieu of this BMP practice may be evaluated and considered, as well as alternative BMP measures.

The proposed solar development for this site includes panels that will not involve any penetrating construction work. As such, the Department of Environmental and Water Resources finds the proposed use appropriate for this site.

Water Resources

The Water Resources department recommends the following stipulations for approval:

1. Water Resources will require a stormwater permit for this development. All submittals must be prepared by Professional Engineer licensed in the State of Illinois.
2. An engineer's report will be required. The engineer's report must demonstrate that the peak flow for the site with the proposed development is not increased, stormwater detention may be required for the development to ensure this. Any required Stormwater Detention Management will require a viable outfall and may require off-site work.
3. A calculation for disconnected impervious area, created by the panels, will be required. A Best Management Practice will be required to encourage infiltration or evapotranspiration of runoff within the site. Fee in lieu of the BMP may be considered for this site, as outlined in the Stormwater Ordinance.
4. The configuration of the solar panels shall be evaluated to identify any potential erosion concerns. Particular attention shall be given to erosion risks at the drip edges of the panels and in sloped areas. Appropriate best management practices must be implemented to mitigate these risks. BMPs may include, but are not limited to, pre-seeding or pre-vegetation of the site prior to panel installation to establish ground cover and reduce soil displacement.
5. A study of all infrastructure will be required, including drain tiles, monitoring wells and gas vents. The site plan will need to ensure the protection of this infrastructure.
6. 80% vegetative coverage for the native plantings will be a requirement for the site.
7. A Wetland Delineation will be required. The Wetland Delineation shall meet the requirements of the Ordinance as described in Article VII Section 9-169 Requirements for a Wetland Delineation. Any Wetland Impacts must be mitigated.
8. Any Floodplain, Wetland, Compensatory Storage, BMPs and Stormwater Management must be placed in a Conservation or Drainage Easement.

Transportation

- The **Kane County Department of Transportation (KDOT)** reviewed this Petition and provided that, “The Petitioner shall obtain temporary and final access permits from the Illinois Department of Transportation.”

Environmental Health

- The **Kane County Health Department** reviewed this Petition and provided no comments regarding the proposed use or site plan.

Fire Protection

- The **South Elgin & Countryside Fire District** reviewed the proposed project and provided the following comments:
 - A formal site plan along with construction documents will be required to initiate a construction permit with the Fire District prior to the start of any construction activities.
 - Plan reviews will be conducted focusing on emergency access, clear pathways, setbacks, electrical safety, ensuring fire department access and safe operations.
 - Plan reviews may require changes to the project which could affect zoning
 - The South Elgin and Countryside Fire Protection District is not opposed to this project

EcoCAT Report

Illinois Department of Natural Resources (IDNR)

The natural resource review provided by the EcoCAT identified protected resources that may be in the vicinity of the proposed action. The IDNR has evaluated the project information and concluded that due to the project scope and proximity to protected resources, the Department recommends a number of best management practices be taken to avoid adversely impacting protected natural areas in the vicinity of the project.

Stipulation: “The development shall comply with all recommendations outlined in the Illinois Department of Natural Resources (IDNR) letter dated August 29, 2025, included in the Zoning Petition submittal.”

NRI Report

Kane-DuPage Soil & Water Conservation District (SWCD)

The Natural Resources Inventory (NRI) Report from the Kane-DuPage Soil & Water Conservation District (SWCD) provided detailed property information, however this property does not have a LESA score because it is not original farmland.

Additional Reviews/Analysis

- **United States Fish & Wildlife Service (USFWS) Section 7 Consultation**

- Letter from the USFWS indicated that there are no critical habitats within the project area under this office's jurisdiction. It also suggests that for projects other than major Federal construction activities, a biological evaluation similar to a Biological Assessment be prepared to determine whether the project may affect listed or proposed species and/or designated or proposed critical habitat.

- **United States Army Corps of Engineers (USACE)**

- Letter from the US ACE states that the subject activity may be performed without further authorization from their office provided that the activity complies with their terms and conditions.

- **Illinois Nature Preserves Commission (INPC)**

- The solar facility will avoid all protected lands.

- **Illinois Department of Agriculture (IDOA)**

- Executed AIMA Agreement was received.

- **Illinois State Historic Preservation Office (IL SHPO)**

- Determined that no significant historic, architectural, or archaeological resources will be affected within the proposed project area.

Recommended Stipulations of Approval

1. Water Resources will require a stormwater permit for this development. All submittals must be prepared by Professional Engineer licensed in the State of Illinois.
2. An engineer's report will be required. The engineer's report must demonstrate that the peak flow for the site with the proposed development is not increased, stormwater detention may be required for the development to ensure this. Any required Stormwater Detention Management will require a viable outfall and may require off-site work.
3. A calculation for disconnected impervious area, created by the panels, will be required. A Best Management Practice will be required to encourage infiltration or evapotranspiration of runoff within the site. Fee in lieu of the BMP may be considered for this site, as outlined in the Stormwater Ordinance.
4. The configuration of the solar panels shall be evaluated to identify any potential erosion concerns. Particular attention shall be given to erosion risks at the drip edges of the panels and in sloped areas. Appropriate best management practices must be implemented to mitigate these risks. BMPs may include, but are not limited to, pre-seeding or pre-vegetation of the site prior to panel installation to establish ground cover and reduce soil displacement.
5. A study of all infrastructure will be required, including drain tiles, monitoring wells and gas vents. The site plan will need to ensure the protection of this infrastructure.
6. 80% vegetative coverage for the native plantings will be a requirement for the site.
7. A Wetland Delineation will be required. The Wetland Delineation shall meet the requirements of the Ordinance as described in Article VII Section 9-169 Requirements for a Wetland Delineation. Any Wetland Impacts must be mitigated.
8. Any Floodplain, Wetland, Compensatory Storage, BMPs and Stormwater Management must be placed in a Conservation or Drainage Easement.
9. All required access permits shall be obtained from the Kane County Division of Transportation.
10. Vegetative screening consistent with the Kane County Zoning Ordinance shall be provided for any part of the commercial solar energy facility that is visible to non-participating residence(s) and shall include at minimum a continuous line of evergreen trees with a minimum planting height of 5 feet and a maximum separation distance of 15 feet on center.
11. The development shall comply with all recommendations outlined in the Illinois Department of Natural Resources (IDNR) letter dated August 29, 2025, included in the Zoning Petition submittal.

Special Use Standards / ZBA Findings

Section 25-4-8-2 of the Kane County Zoning Ordinance provides Standards for Special Use Permits; responses to these Standards have been provided by the Petitioner with their Zoning Application. **The Zoning Board of Appeals shall not recommend approval of a special use unless it finds:**

- A. That the establishment, maintenance or operation of the special use will not be unreasonably detrimental to or endanger the public health, safety, morals, comfort or general welfare;
- B. That the special use will not be injurious to the use and enjoyment of other property in the immediate vicinity for the purposes already permitted, nor substantially diminish and impair property values within the neighborhood;
- C. That the establishment of the special use will not impede the normal and orderly development and improvement of surrounding property for uses permitted in the district;
- D. That adequate utility, access roads, drainage and/or other necessary facilities have been or are being provided;
- E. That adequate measures have been or will be taken to provide ingress and egress so designed as to minimize traffic congestion in the public streets and roads;
- F. That the special use shall in all other respects conform to the applicable regulations of the district in which it is located, except as such regulations may in each instance be modified by the county board pursuant to the recommendations of the zoning board of appeals.

Zoning Board of Appeals Summary

The ZBA considered this zoning petition at a public hearing on **Tuesday, January 6, 2026.**

Staff received no written objections to the Zoning Petition.

Some members of the public were present at the public hearing to give testimony in opposition to the petition. Testimony in favor of the project was heard from the petitioner.

The ZBA established their Findings of Fact (provided in the packet) and voted to adopt them.

The ZBA voted to recommend APPROVAL of Zoning Petition 4676 with the recommended stipulations; the motion passed 4 – 0 with 4 absent.

Zoning Entitlement Process

Regional Planning Commission:	N/A
Zoning Board of Appeals:	January 6, 2026
Development Committee:	January 20, 2026
Kane County Board:	February 10, 2026

Petition 4676 will be considered by the **Development Committee** at its meeting currently scheduled for **10:30 a.m., Tuesday, January 20, 2026** in the County Board Meeting Room, Building A, 2nd Floor, of the Kane County Government Center, 719 S. Batavia Ave., Geneva, Illinois. Persons in favor of or in opposition to this petition who wish to speak before the Development Committee should register to speak by submitting a Request to Speak Form on the Kane County website no later than 12:00pm on the day prior to the meeting.

Petition 4676 will be considered by the full **Kane County Board** at its meeting currently set for **9:45 a.m., Tuesday, February 10, 2026** in the County Board Meeting Room, Building A, 2nd Floor, of the Kane County Government Center, 719 S. Batavia Ave., Geneva, Illinois. Persons in favor of or in opposition to this petition who wish to speak before the Development Committee should register to speak by submitting a Request to Speak Form on the Kane County website no later than 12:00pm on the day prior to the meeting.

Tri-County Solar LLC

Community Solar Project



Greenwood Sustainable Infrastructure

Who We Are:

Greenwood Sustainable Infrastructure (GSI) – renewable energy subsidiary of Libra Group.

- Developer, owner, & operator of solar + storage projects across North America
- Expertise across the full lifecycle: origination → financing → construction → long-term operations
- 388 MW built across 71 renewable projects
- 2.4 GW pipeline



Greenwood Sustainable Infrastructure

Current Operating Portfolio

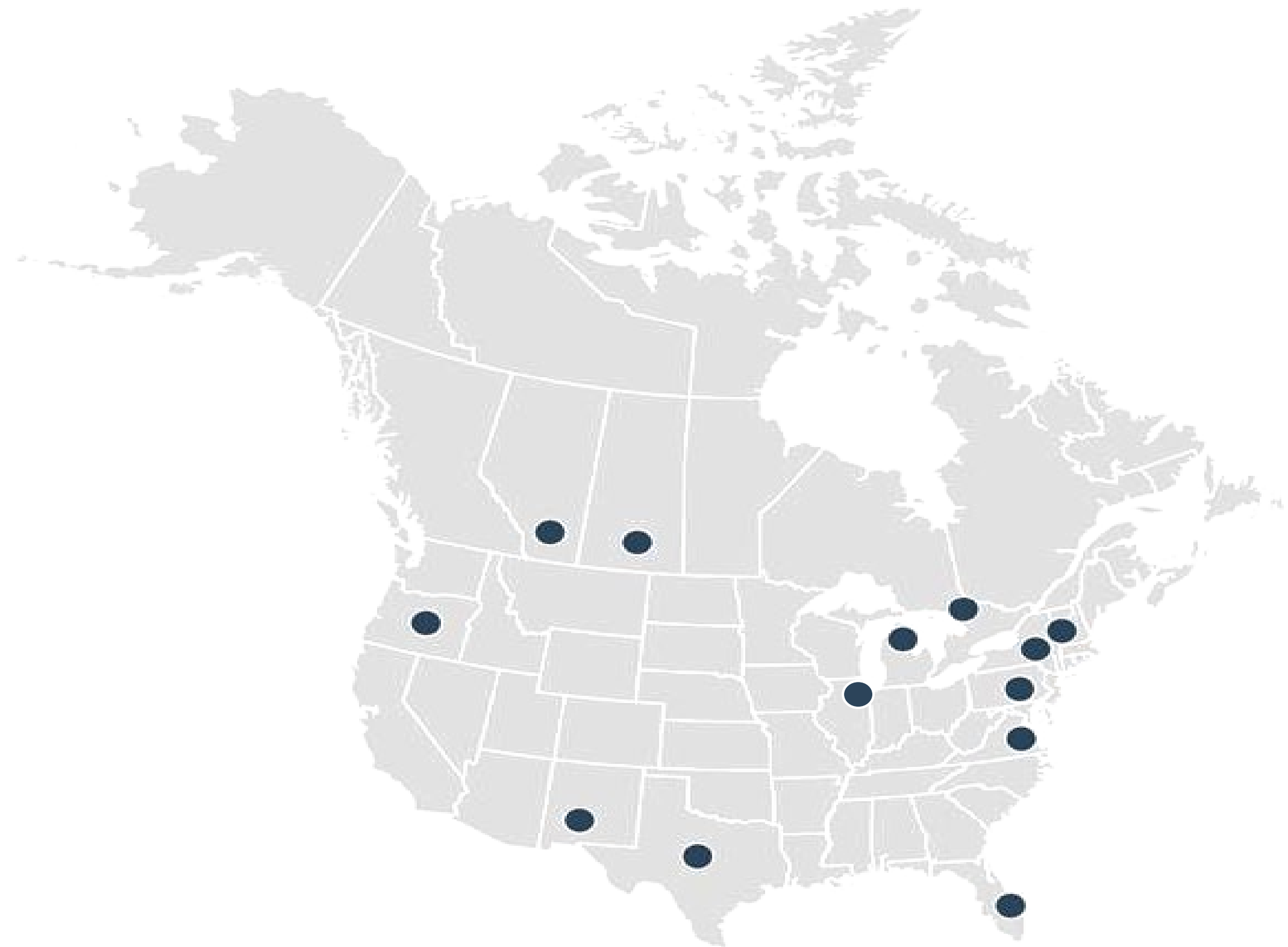
Solar & Biomass

- 17 Assets
- 60 MW-dc
- 5 States

Professional Experience

Solar, Wind, Storage, CHP

- 71 Assets
- Over 388 MW-dc
- 13 States / 2 Provinces



Greenwood Sustainable Infrastructure

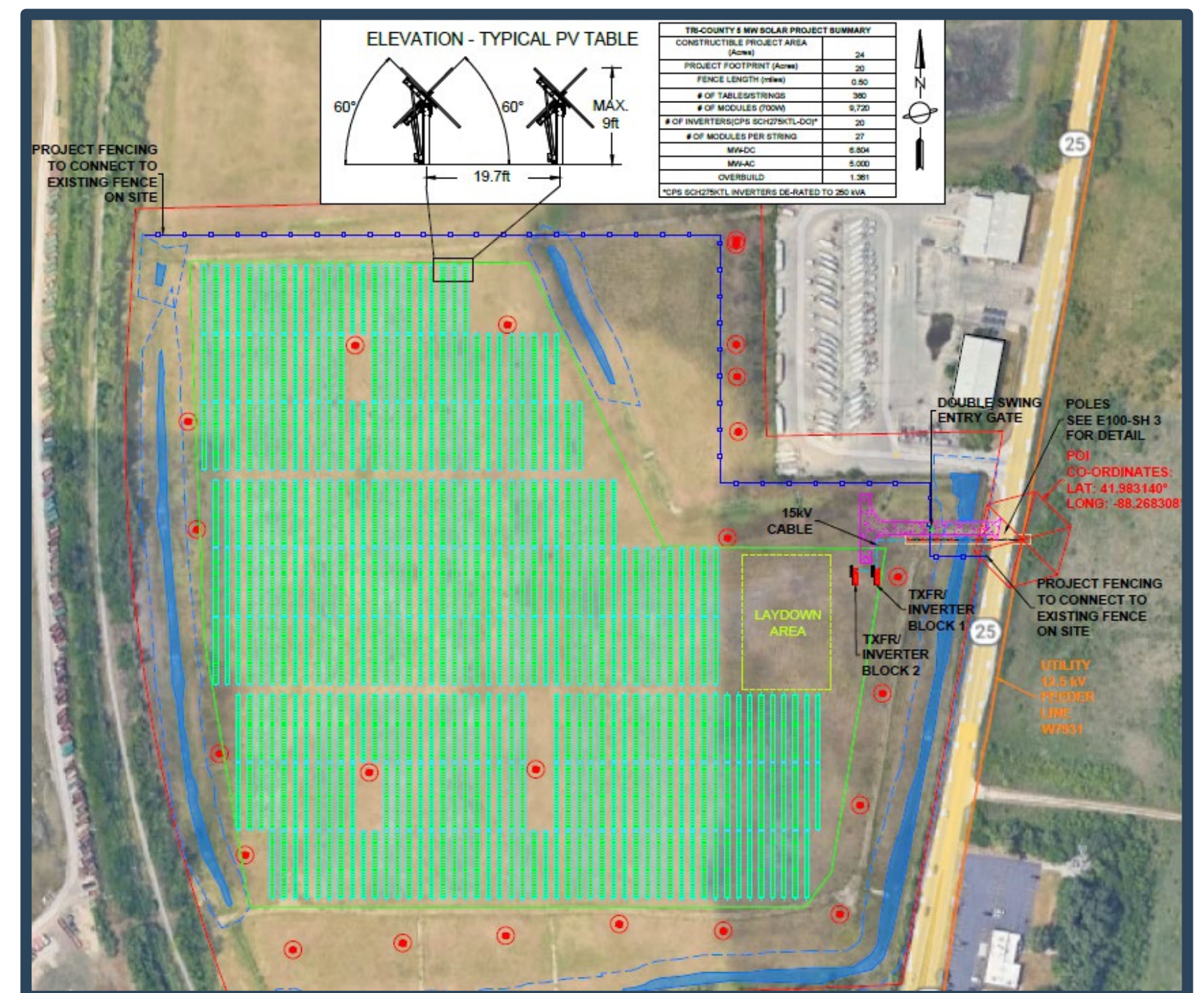
Illinois Portfolio Overview

	Bundy Solar LLC	Hayes Solar LLC	Panther Solar LLC	Minooka Solar LLC	Tri-County Solar
Proposed Size (MW-ac)	5 MW	4 MW	5 MW	5 MW	5 MW
Address	State Hwy 3, Grafton	Part of Sec 11 off Road 500E, Mattoon	1020 North Oak Rd, Rochester	Vacant Land, Canal Rd, Minooka	7N904 IL Route 25, Elgin
County	Jersey	Coles	Sangamon	Will	Kane
Utility	Ameren	Ameren	Ameren	ComEd	ComEd
Agreement with Utility	IA Executed	IA Executed	Est. Dec. 2025	IA Executed	IA Executed
IL Shines REC Award	Awarded June 2025	Awarded June 2025	Awarded June 2024	To Be Awarded 2026	To be Awarded 2026
Permitting Status	Approved Building Permit pending	Approved Building Permit pending	Approved Building Permit pending	Approved Building Permit pending	In Progress

Project Overview

Tri-County Solar is a 5 MW-AC community solar project proposed on the Tri-County Landfill

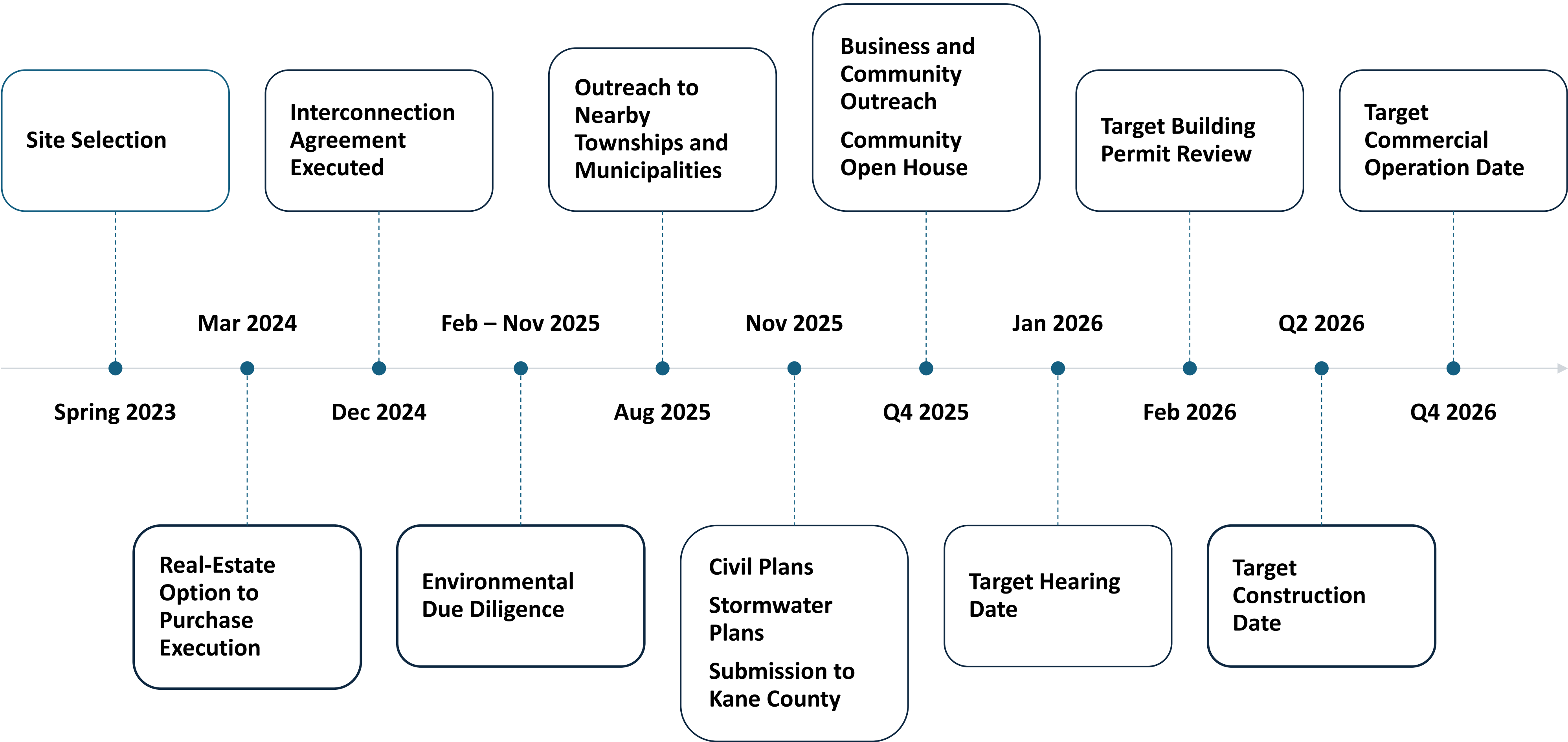
- Converts a closed unusable landfill into a productive brightfield solar project.
- This EPA Superfund Site has been deemed ready for solar reuse.
- Solar use is also encouraged under Illinois Shines' Built Environment category as a CERCLA brownfield.
- No ground penetration — fully ballasted system, to protect the landfill.
- Collaboration underway with Waste Management (site operator) and the landowner.



Site Layout

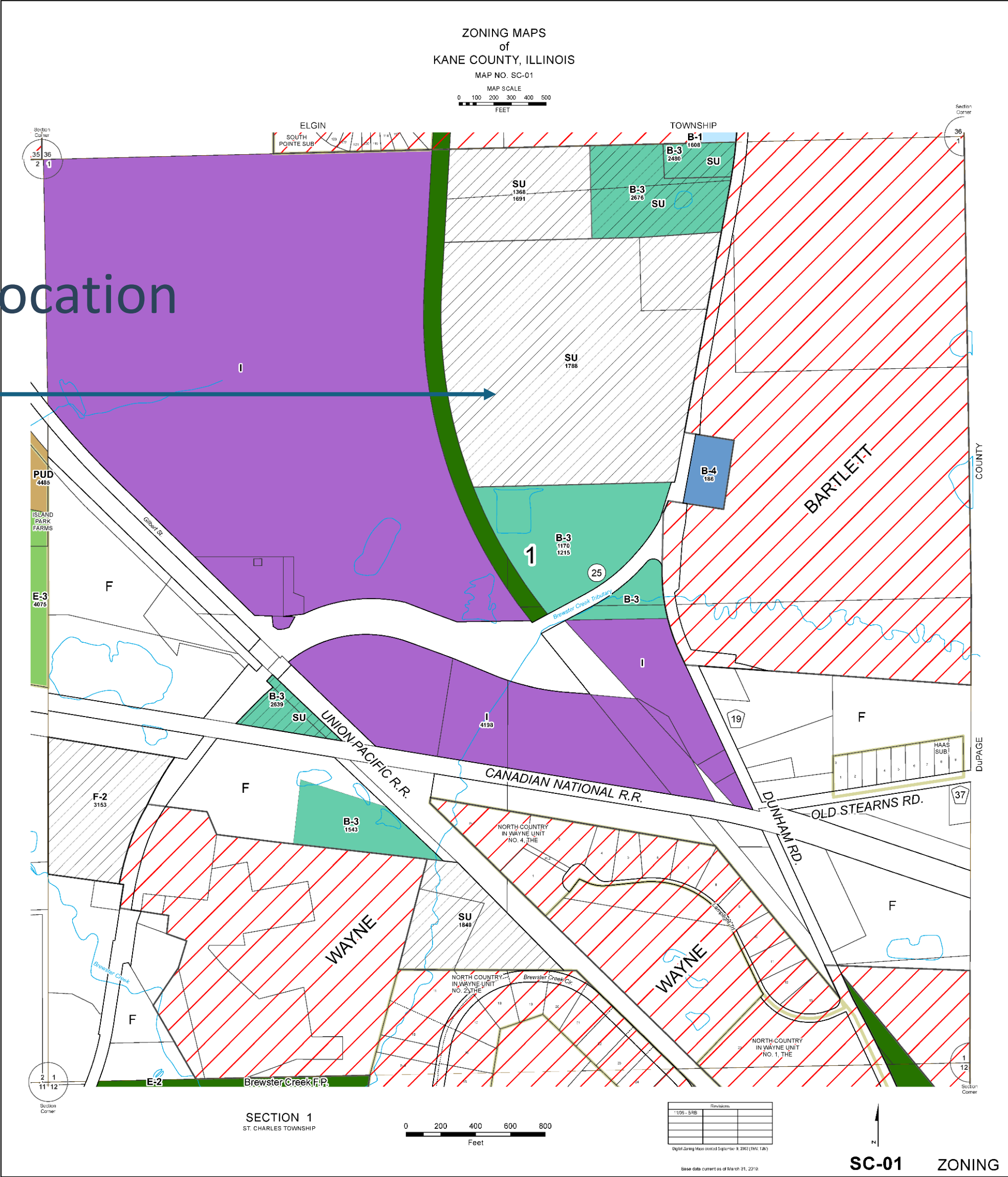


Project Timeline



Current Zoning Map

Proposed Project Location



Kane County, Illinois
Building and Zoning Division
Mark D. Vankerhoff, AIA
Zoning Enforcing Officer
Kane County
Government Center
719 S. Batavia Ave.
Bldg. A, 4th Floor
Geneva, IL 60134
Phone: 630.232.3492

ZONING LEGEND	
F	
F-1	
F-2	
E-1	
E-2	
E-2A	
E-3	
R-1	
R-2	
R-3	
R-4	
R-5	
R-6	
R-7	
R-8	
R-9	
RB	
B-1	
B-2	
B-3	
B-4	
B-5	
B-6	
LI	
I	
PUD	
A-1	
A-2	
SU	
Incorporated	
Forest Preserve	



What is a Brownfield?


Brownfields are properties, like landfills, that currently have hazardous substances, pollution, or contamination. These sites come with **land use restrictions** and require ongoing remediation.

Since, after waste is dumped, landfills become brownfields, they require complicated permitting and can go **un-used for decades**.

Tri-County has gone through over **25 years of remediation**, and the EPA has deemed it ready for solar reuse.



Why at the Landfill?



- The USEPA has determined that this site cannot be used for agricultural, residential, commercial, or business development.
- Preserves farmland by developing solar on a closed landfill, instead of the standard solar location, on agricultural lands.
- As a Superfund Site this is the only productive use of the site that is possible with returning the site to its original condition at the end of us.
- Allows the community to have economic benefits without having visible panels.



Construction Considerations

We have completed thorough **due diligence**, making sure no construction activity will impact the **integrity** of the landfill or environment. This planning has included:

- Using a ballasted system, to prevent any impact to the integrity of the landfill cap.
- Putting up perimeter fencing to mitigating impact to wildlife.
- Limiting site grading, to reduce wildlife impact.
- Waiting to construct until receiving all approvals, environmental studies, and detailed engineering designs.



Pollinator Friendly Habitat Plan



- Tri-County's primary landscaping goal is to establish permanent pollinator friendly vegetation throughout the site.
- The site will plant 100% native species.
- Native mix planned for this array was selected for ecological appropriateness to the soil, moisture and site conditions.
- Low-maintenance vegetation that won't require fertilizer, amended soils, or irrigation on site.
- Native grasses, forbs, and pollinators.

Common Yarrow



Butterfly Milkweed



Creeping Red Fescue



Great Blue Lobelia




Wildlife Conservation


The Pollinator Friendly Habitat Plan will help candidate species, including:



**Rusty Patch
Bumble Bee**



**Monarch
Butterfly**




**Western Regal
Fritillary Butterfly**



Blanding Turtle Conservation Plan

The project proactively developed a conservation plan including:



- Pre-construction training on identification, behavior, habitat awareness, and no-contact protocols.
- Specialized Construction Monitors, trained and involved in site decisions and operations.
- Temporary fencing, daily visual inspections, and stop-work procedures with IDNR notification.
- Any open holes will be secured or filled to prevent wildlife entrapment.

Risk has been mitigated by using all IDNR's recommendations.





COUNTY OF KANE

DEVELOPMENT & COMMUNITY SERVICES DEPARTMENT

Kane County Government Center
719 S. Batavia Ave, Geneva, IL 60134 - Building A | (630) 232-3485

ZONING PETITION SUMMARY

MTG DATE: January 20, 2026

TO: Kane County Development Committee

FROM: Natalie Zine, *Building & Zoning Division Manager*
P: 630-232-3494 | E: zinenatalie@kanecountyil.gov

SUBJECT: **Zoning Petition No. 4676 "Tri-County Solar LLC"**

GENERAL INFORMATION

APPLICANT

Tri-County Solar LLC (Owned by GSI Development Corp.)

PROPERTY OWNER

TRI COUNTY LANDFILL CO

REQUESTED ACTION

A Special Use Permit in the F-Farming Zoning District to allow for the development of a Commercial Solar Energy Facility.

SUBJECT PROPERTY

Approximately 41 acres of property located west of IL Route 25, north of Stearns Road, in St Charles Township, Kane County, Illinois (PIN: 09-01-200-017).

This property is also commonly known as the Tri-County Landfill in Elgin, IL, a former site now part of a US EPA Superfund site (Tri-County Landfill Co./Waste Management). It is no longer an active landfill; parts of the site have been redeveloped for commercial use while remaining contamination is monitored under EPA Superfund oversight.

KANE COUNTY BOARD DISTRICT

12 Bill Roth

PROJECT DESCRIPTION

Tri-County Solar LLC proposes to develop the Tri-County Solar facility, a 5 MW-AC community solar project utilizing approximately 25.5 acres of land within a 40-acre fenced area. The Tri-County Solar community solar project will be contained within one parcel of land, 09-01-200-017, located at the federally classified Superfund Site. We entered an option to purchase agreement with the landowner, TRI COUNTY LANDFILL COMPANY INC., to lease the parcel for solar access. See 'Project Narrative' for more information.

SUBMITTAL DOCUMENTS

An application requesting the Special Use was received by the County on November 21, 2025. All received application documents for Petition 4676 are available for review on the [Pending Zoning Petitions](#) page of the Kane County Website. See also "Exhibit A" Zoning Petition No. 4676 Submittal Documents attached.

PUBLIC NOTICE

A Notice Letter was sent to all adjacent property owners within 250' of the subject property on December 18, 2025. Notice was published in the Daily Herald newspaper on December 20, 2025. And a public hearing sign was posted on the subject property on December 18, 2025. In addition to adjacent property owners, notice of this Petition was also sent to Kane County staff, Kane County Forest Preserve, St. Charles Township Supervisor and Township Highway Commissioner, the Village of South Elgin, the Village of Bartlett, the Village of Wayne, KDOT, School District 303, the St. Charles Park District, and the South Elgin Fire Countryside District.



COUNTY OF KANE

DEVELOPMENT & COMMUNITY SERVICES DEPARTMENT

Kane County Government Center
719 S. Batavia Ave, Geneva, IL 60134 - Building A | (630) 232-3485

REVIEW & ANALYSIS

ZONING

The subject property is currently zoned F-Farming District with an existing Special Use Permit for the former landfill. It is bordered to the north by Special Use zoning (vacant land and a cement transport company); to the east by the Village of Bartlett (James Pate Philip State Park); to the south by B-3 Business District (Everlast Blacktop & TRANSTRAD Inc); and to the west by the Illinois Prairie Path Elgin Branch and then I-Industrial District (Waste Management of Illinois Inc.).

Section 25-8-1-2 of the Kane County Zoning Ordinance provides that "Solar Utility" is a Special Use in the F-Farming District; Section 25-5-4-9 of the Zoning Ordinance stipulates the rules and regulations for Commercial Solar Facilities.

Per Section 25-5-4-9, the site plan for a commercial solar energy facility must meet the following criteria:

1. Occupied residential dwellings on nonparticipating properties shall be located no less than one hundred fifty (150) feet to the nearest point on the outside wall of the structure.
2. Boundary lines of participating property: none.
3. Boundary lines of nonparticipating property: fifty (50) feet to the nearest point on the property line of the nonparticipating property.
4. Public road rights-of-way: fifty (50) feet to the nearest edge of the public road right-of-way.
5. No component of a solar panel, cell or modules may exceed twenty (20) feet in height above the ground at full tilt.
6. Vegetative screening shall be provided for any part of the Commercial Solar Energy Facility that is visible to Non-participating Residence(s).
7. Landscaping screening shall be located between the required fencing and the property line of the participating parcel upon which the facility sits.
8. The vegetative screening shall include a continuous line of native evergreen foliage and/or native shrubs and/or native trees and/or any existing wooded area and/or plantings of tall native grasses and other native flowering plants.
9. A fence shall be installed around the perimeter of the facility area with a minimum height of eight (8) feet and not more than twenty-five (25) feet.

FUTURE LAND USE

The Kane County 2040 Plan recognizes solar power as an emerging source of renewable energy, but does not specify whether it is more or less suitable for particular land use areas.

The proposed solar facility falls primarily within the Proposed Open Space designation of the Kane County 2040 Land Use Map, with roughly 3.5-acres of the site in the Commerce/Employment designation. The Proposed Open Space category includes areas recommended for both public and private open space and green infrastructure uses; the areas indicated could become either major additions to existing public open space and green infrastructure or remain private and still serve as linear connections between large areas of open space. The suitability of commercial uses within this area will depend on the trend and character of the adjacent land uses, availability of infrastructure and the economic development needs of the local community.

Given that the site is the location of a capped landfill, it would only allow for conversion to a limited set of appropriate uses. Such sites present challenges for development given the need for venting systems to release methane gas and settling waste. The Proposed Open Space category is intended primarily to define areas of green infrastructure capable of providing ecosystem functions. Such areas may remain private or someday be added to the public open space network.

MUNICIPALITIES

The Villages of Wayne, Bartlett, and South Elgin all reviewed the proposed solar facility; none of the Villages had any objections to the project. The Village of South Elgin also stated that, "[they] are generally supportive of the proposed land use. We believe a community solar farm facility is an appropriate use of the property, particularly given its location and surrounding land uses."



COUNTY OF KANE

DEVELOPMENT & COMMUNITY SERVICES DEPARTMENT

Kane County Government Center
719 S. Batavia Ave, Geneva, IL 60134 - Building A | (630) 232-3485

WATER RESOURCES

The Water Resources department reviewed the Zoning Petition and provides the following comments: As a former landfill site, this brownfield will have been capped with compacted clay. The site is already considered 100 percent impervious and draining into a Stormwater Detention system. The Stormwater Facilities will need to be evaluated to ensure appropriate capacity. There will need to be an analysis of the appropriateness of any infiltration practices given the historical use of the site. The peak discharge from the site will also need to be modeled to ensure no increase in the peak discharge from the site. The site is proposing a native seed mix. The site should be pre-vegetated prior to the installation of the panels to minimize erosion issues. Solar sites in Kane County are typically required to have BMPs at the downstream end of the development; because this is a brownfield site, Fee-in-Lieu of this BMP practice may be evaluated and considered, as well as alternative BMP measures. The proposed solar development for this site includes panels that will not involve any penetrating construction work. As such, the Department of Environmental and Water Resources finds the proposed use appropriate for this site.

The Water Resources department recommends the following eight (8) Stipulations of Approval:

1. Water Resources will require a stormwater permit for this development. All submittals must be prepared by Professional Engineer licensed in the State of Illinois.
2. An engineer's report will be required. The engineer's report must demonstrate that the peak flow for the site with the proposed development is not increased, stormwater detention may be required for the development to ensure this. Any required Stormwater Detention Management will require a viable outfall and may require off-site work.
3. A calculation for disconnected impervious area, created by the panels, will be required. A Best Management Practice will be required to encourage infiltration or evapotranspiration of runoff within the site. Fee in lieu of the BMP may be considered for this site, as outlined in the Stormwater Ordinance.
4. The configuration of the solar panels shall be evaluated to identify any potential erosion concerns. Particular attention shall be given to erosion risks at the drip edges of the panels and in sloped areas. Appropriate best management practices must be implemented to mitigate these risks. BMPs may include, but are not limited to, pre-seeding or pre-vegetation of the site prior to panel installation to establish ground cover and reduce soil displacement.
5. A study of all infrastructure will be required, including drain tiles, monitoring wells and gas vents. The site plan will need to ensure the protection of this infrastructure.
6. 80% vegetative coverage for the native plantings will be a requirement for the site.
7. A Wetland Delineation will be required. The Wetland Delineation shall meet the requirements of the Ordinance as described in Article VII Section 9-169 Requirements for a Wetland Delineation. Any Wetland Impacts must be mitigated.
8. Any Floodplain, Wetland, Compensatory Storage, BMPs and Stormwater Management must be placed in a Conservation or Drainage Easement.

TRANSPORTATION

The Kane County Department of Transportation (KDOT) reviewed this Petition and provided that, "The Petitioner shall obtain temporary and final access permits from the Illinois Department of Transportation."

ENVIRONMENTAL HEALTH

The Kane County Health Department provided no comments.

FIRE PROTECTION DISTRICT

The South Elgin & Countryside Fire District reviewed the proposed project and provided the following comments:

- A formal site plan along with construction documents will be required to initiate a construction permit with the Fire District prior to the start of any construction activities.
- Plan reviews will be conducted focusing on emergency access, clear pathways, setbacks, electrical safety, ensuring fire department access and safe operations.
- Plan reviews may require changes to the project which could affect zoning
- The South Elgin and Countryside Fire Protection District is not opposed to this project



COUNTY OF KANE

DEVELOPMENT & COMMUNITY SERVICES DEPARTMENT

Kane County Government Center
719 S. Batavia Ave, Geneva, IL 60134 - Building A | (630) 232-3485

ADDITIONAL REPORTS & ANALYSIS

Results and recommendations from the Illinois Department of Natural Resources (IDNR) obtained through the **Ecological Compliance Assessment Tool (EcoCAT)** – *Due to the project scope and proximity to protected resources the Department recommends the following actions be taken to avoid adversely impacting protected natural areas in the vicinity of the project:*

Brewster Creek Fen INAI Site, DeSanto's Brewster Creek INAI Site, Pratts Wayne Woods INAI Site, South Elgin Sedge Meadow INAI Site, Brewster Creek Fen Nature Preserve

The Department has determined adverse impacts to these sites are unlikely.

Tri-County Wetland INAI Site, Tri-County Wetland Land and Water Reserve, & James "Pate" Philp State Park

EcoCAT indicates this project is adjacent to James "Pate" Philp State Park and in the vicinity of Tri-County Wetland INAI Site and Tri-County Wetland Land and Water Reserve. The Department has the following recommendations to avoid impacts to these sites:

- No equipment should be stored within right-of-way.
- Parking and staging in areas adjacent to the State Park should also be avoided.
- Fencing and signage clearly delineating the boundaries of the State Park should be installed to ensure no disturbances occur within the State Park.
- Areas of exposed soil should be re-seeded with a local genotype seed, approved IDOT seed mix, or non-invasive cover crop.
- Strict adherence to soil erosion and sediment control BMPs to prevent impacts to the State Park.
- Good housekeeping practices should be implemented and maintained during and after construction to prevent trash and other debris from inadvertently blowing or washing into nearby natural areas.
- Any required night lighting should follow International Dark-Sky Association's (IDA)
- Five Principles for Responsible Outdoor Lighting to minimize the effect of light pollution on wildlife: Five Principles for Responsible Outdoor Lighting | DarkSky International
- All equipment should be power washed off-site to remove exotic/invasive seed or propagules.
- All equipment, including but not limited to boots, tools, equipment, tires, and treads, should be cleaned of all debris prior to entry of the project area in order to avoid spreading of exotic or invasive plant seeds into the State Park.
- Should any herbicide use be required for construction or operation, wind speed and direction should be carefully monitored, in order to avoid herbicide drift into the State Park.
- The applicant should also be aware that any IDNR or INPC conservation land is likely to be managed with prescribed burns to the site boundary. The applicant should consider these potential management activities when siting this facility near conservation lands.
- The Department strongly recommends that the project proponent establish pollinator friendly habitat as groundcover wherever feasible. Solar Site Pollinator Establishment Guidelines can be found here: <https://dnr.illinois.gov/conservation/pollinatorscorecard.html>
- The site should be de-compacted before planting.
- Long term management of the site should be planned for prior to development to ensure successful native pollinator habitat establishment and prevent the spread of invasive species throughout the lifetime of this project. An experienced ecological management consultant should be hired to assist with long-term management.
- Required fencing, excluding areas near or adjacent to public access areas, should have a 6- inch gap along the bottom to prevent the restriction of wildlife movement. Woven wire or a suitable habitat wildlife friendly fence should be used. Barbed wire should be avoided.

Black-crowned Night Heron, Common Gallinule, Franklin's Ground Squirrel, Green-fruited Bur-reed, Least Bittern, Osprey, Short-eared Owl, & Yellow-headed Blackbird

The Department has determined that adverse impacts to these species are unlikely.

Blanding's Turtles

EcoCAT has indicated records for the state-listed Blanding's Turtle in vicinity of the project area. The Department recommends:



COUNTY OF KANE

DEVELOPMENT & COMMUNITY SERVICES DEPARTMENT

Kane County Government Center
719 S. Batavia Ave, Geneva, IL 60134 - Building A | (630) 232-3485

- Work on the project occurs during the turtle's inactive season from approximately November 1st to March 1st. If work must occur during the active season:
- Educate personnel working on site about the Blanding's Turtle. Post photos of juvenile and adult Blanding's Turtles at a central location. State-listed species may not be handled without the appropriate permits pursuant to the Illinois Endangered Species Protection Act.
- Install exclusionary silt fence by the end of March and maintain it through October (if needed) to prevent turtles from entering the construction area. Conduct daily inspections during construction to ensure that exclusionary fencing is properly installed (dug into the ground) and to check if turtles are present.
- Cover trenches at the end of each workday. Before starting each workday, trenches and excavations should be routinely inspected to ensure no turtles (or other amphibians and reptiles) have become trapped within them.
- If Blanding's turtles are encountered, crews should stop work immediately, allow the turtle to move out of the way and contact IDNR at (217) 785-5500.

Given the above recommendations are adopted the Department has determined that impacts to these protected resources are unlikely. The Department has determined impacts to other protected resources in the vicinity of the project location are also unlikely.

Resource Preservation Review from the **Illinois State Historic Preservation Office (SHPO)** – Determined that no significant historic, architectural, or archaeological resources will be affected within the proposed project area.

Natural Resources Inventory (NRI) Report from the Kane-DuPage Soil & Water Conservation District (SWCD) – This property does not have a LESA score because it is not original farmland.

Results of any **United States Fish and Wildlife Service's** Information for Planning and Consulting environmental review – Letter from the USFWS indicated that there are no critical habitats within the project area under this office's jurisdiction. It also suggests that for projects other than major Federal construction activities, a biological evaluation similar to a Biological Assessment be prepared to determine whether the project may affect listed or proposed species and/or designated or proposed critical habitat.

The U.S. Army Corps of Engineers Chicago District – Letter from the US ACE states that the subject activity may be performed without further authorization from their office provided that the activity complies with their terms and conditions.

Documentation demonstrating avoidance of protected lands as identified by IDNR and the Illinois **Nature Preserve Commission (INPC)** – The solar facility will avoid all protected lands.

Executed **Agricultural Impact Mitigation Agreement (AIMA)** with the Illinois Department of Agriculture was received with the Petitioner's application.

Copies of each of the complete reports listed above are provided on the Kane County website under the applicable petition number on the [Pending Zoning Petitions](#) page for further review.

PUBLIC COMMENT

Copies of any submitted public comments will be uploaded to the Kane County website under the applicable petition number on the [Pending Zoning Petitions](#) page.



COUNTY OF KANE

DEVELOPMENT & COMMUNITY SERVICES DEPARTMENT

Kane County Government Center
719 S. Batavia Ave, Geneva, IL 60134 - Building A | (630) 232-3485

RECOMMENDED STIPULATIONS

Should the Zoning Board of Appeals make a motion to recommend approval of this zoning request, staff recommends the following stipulations:

1. Water Resources will require a stormwater permit for this development. All submittals must be prepared by Professional Engineer licensed in the State of Illinois.
2. An engineer's report will be required. The engineer's report must demonstrate that the peak flow for the site with the proposed development is not increased, stormwater detention may be required for the development to ensure this. Any required Stormwater Detention Management will require a viable outfall and may require off-site work.
3. A calculation for disconnected impervious area, created by the panels, will be required. A Best Management Practice will be required to encourage infiltration or evapotranspiration of runoff within the site. Fee in lieu of the BMP may be considered for this site, as outlined in the Stormwater Ordinance.
4. The configuration of the solar panels shall be evaluated to identify any potential erosion concerns. Particular attention shall be given to erosion risks at the drip edges of the panels and in sloped areas. Appropriate best management practices must be implemented to mitigate these risks. BMPs may include, but are not limited to, pre-seeding or pre-vegetation of the site prior to panel installation to establish ground cover and reduce soil displacement.
5. A study of all infrastructure will be required, including drain tiles, monitoring wells and gas vents. The site plan will need to ensure the protection of this infrastructure.
6. 80% vegetative coverage for the native plantings will be a requirement for the site.
7. A Wetland Delineation will be required. The Wetland Delineation shall meet the requirements of the Ordinance as described in Article VII Section 9-169 Requirements for a Wetland Delineation. Any Wetland Impacts must be mitigated.
8. Any Floodplain, Wetland, Compensatory Storage, BMPs and Stormwater Management must be placed in a Conservation or Drainage Easement.
9. All required access permits shall be obtained from the Kane County Division of Transportation.
10. Vegetative screening consistent with the Kane County Zoning Ordinance shall be provided for any part of the commercial solar energy facility that is visible to non-participating residence(s) and shall include at minimum a continuous line of evergreen trees with a minimum planting height of 5 feet and a maximum separation distance of 15 feet on center.
11. The development shall comply with all recommendations outlined in the Illinois Department of Natural Resources (IDNR) letter dated August 29, 2025, included in the Zoning Petition submittal.



COUNTY OF KANE

DEVELOPMENT & COMMUNITY SERVICES DEPARTMENT

Kane County Government Center
719 S. Batavia Ave, Geneva, IL 60134 - Building A | (630) 232-3485

ZONING STANDARDS

Section 25-4-8-2 of the Kane County Zoning Ordinance provides Standards for Special Use Permits; responses to these Standards have been provided by the Petitioner with their Zoning Application. The Zoning Board of Appeals shall not recommend approval of a special use unless it finds:

- A. That the establishment, maintenance or operation of the special use will not be unreasonably detrimental to or endanger the public health, safety, morals, comfort or general welfare;
- B. That the special use will not be injurious to the use and enjoyment of other property in the immediate vicinity for the purposes already permitted, nor substantially diminish and impair property values within the neighborhood;
- C. That the establishment of the special use will not impede the normal and orderly development and improvement of surrounding property for uses permitted in the district;
- D. That adequate utility, access roads, drainage and/or other necessary facilities have been or are being provided;
- E. That adequate measures have been or will be taken to provide ingress and egress so designed as to minimize traffic congestion in the public streets and roads;
- F. That the special use shall in all other respects conform to the applicable regulations of the district in which it is located, except as such regulations may in each instance be modified by the county board pursuant to the recommendations of the zoning board of appeals.

The Petitioner's responses to the Standards of a Special Use are available for review on the [Pending Zoning Petitions](#) page of the Kane County website.

ZONING BOARD OF APPEALS SUMMARY

The ZBA considered this zoning petition at a public hearing on Tuesday, January 6, 2026. Staff received no written objections to the Zoning Petition. Some members of the public were present at the public hearing to give testimony in opposition to the petition. Testimony in favor of the project was heard from the petitioner. The ZBA established their Findings of Fact (provided in the packet) and voted to adopt them. **The ZBA voted to recommend APPROVAL of Zoning Petition 4676 with the recommended stipulations; the motion passed 4 – 0 with 4 absent.**

NEXT STEPS

Petition 4676 will be considered by the **Development Committee** at its meeting currently scheduled for **10:30 a.m., Tuesday, January 20, 2026** in the County Board Meeting Room, Building A, 2nd Floor, of the Kane County Government Center, 719 S. Batavia Ave., Geneva, Illinois. Persons in favor of or in opposition to this petition who wish to speak before the Development Committee should register to speak by submitting a [Request to Speak Form](#) on the Kane County website no later than 12:00pm on the day prior to the meeting.

Petition 4676 will be considered by the full **Kane County Board** at its meeting currently set for **9:45 a.m., Tuesday, February 10, 2026** in the County Board Meeting Room, Building A, 2nd Floor, of the Kane County Government Center, 719 S. Batavia Ave., Geneva, Illinois. Persons in favor of or in opposition to this petition who wish to speak before the Development Committee should register to speak by submitting a [Request to Speak Form](#) on the Kane County website no later than 12:00pm on the day prior to the meeting.

ATTACHMENTS

- Exhibit A - Zoning Petition No. 4676 Submittal Documents



COUNTY OF KANE

DEVELOPMENT & COMMUNITY SERVICES DEPARTMENT

Kane County Government Center
719 S. Batavia Ave, Geneva, IL 60134 - Building A | (630) 232-3485

"Exhibit A" Zoning Petition No. 4676 Submittal Documents

[4676 01 Kane County Zoning Application \(11-18-2025\).pdf](#)

[4676 02 Standards of a Special Use Permit Worksheet \(11-11-2025\).pdf](#)

[4676 03 Project Narrative \(11-25-2025\)V2.pdf](#)

[4676 04 Purchase Contract \(11-12-2025\).pdf](#)

[4676 05 Plat of Survey-ALTA Land Title Survey \(10-28-2025\).pdf](#)

[4676 06 Solar Equipment Manufacturer Specs.pdf](#)

[4676 07 Noise Analysis \(10-14-2025\).pdf](#)

[4676 08 Decommissioning Plan \(10-17-2025\).pdf](#)

[4676 11 Traffic Study \(11-11-2025\).pdf](#)

[4676 12 Glare Study \(10-14-2025\).pdf](#)

[4676 13 Legal Description.pdf](#)

[4676 15 Certification of Notice to Adjacent Property Owners.pdf](#)

[4676 16 Copy of Notice Letter from Petitioner.pdf](#)

[4676 17 Geometric Site Plan \(11-25-2025\)V2.pdf](#)

[4676 18 Landscape & Screening Plan V2 \(12-17-2025\).pdf](#)

[4676 20.1 EcoCat Report & Consultation Letter \(08-29-2025\).pdf](#)

[4676 20.2 Blanding Turtle Plan \(10-02-2025\).pdf](#)

[4676 20.3 Pollinator Friendly Habitat Plan \(11-20-2025\).pdf](#)

[4676 21 SHPO Letter \(10-30-25\).pdf](#)

[4676 22 NRI Report \(09-26-2025\).pdf](#)

[4676 23.1 USFWS Letter \(09-30-2025\).pdf](#)

[4676 23.2 Protected Species Screening \(09-30-2025\).pdf](#)

[4676 24 US Army Corp Letter of No Objection JPA Application \(10-21-2025\).pdf](#)

[4676 25 Executed AIMA Agreement \(10-02-2025\).pdf](#)

[4676 26 Avoidance of Protected Lands Map \(11-10-2025\).pdf](#)

[4676 27 Roadway Jurisdiction Approval Letter \(11-20-2025\).pdf](#)

[4676 28 Structural Engineer's Certificate \(11-18-2025\).pdf](#)

[4676 29 FEMA 100-Year Floodplain Map \(04-17-2024\).pdf](#)

[4676 30 Level 1 Wetland Investigation \(08-25-2025\).pdf](#)

[4676 31 Topographical Map \(04-17-2024\).pdf](#)

[4676 32 Preliminary Farmland Drain Tile Investigation \(11-12-2025\).pdf](#)

[4676 33 Preliminary Stormwater Management Report \(11-18-2025\).pdf](#)

[4676 34 Phase 1 Environmental Assessment \(04-04-2025\).pdf](#)



ZONING BOARD OF APPEALS SUP FINDINGS OF FACT

GENERAL PETITION INFORMATION

ZONING PETITION NO.

PUBLIC HEARING DATE

PETITIONER NAME

REQUESTED ACTION

SUBJECT PROPERTY

STANDARDS OF A SPECIAL USE (ZONING CODE SECTION 25-4-8-2)

Special Uses, as defined by the Zoning Ordinance, shall be considered at a public hearing before the Zoning Board of Appeals (ZBA). The ZBA shall make a recommendation to the County Board based on their Findings of Fact in regards to the Standards of a Special Use. The ZBA shall not recommend approval of a Special Use Permit unless it finds the following the statements to be true and accurate.

The Zoning Board of Appeals reviewed the petition, reports, testimony and public comments received during the public hearing on the date listed above. The following are the Board's Findings of Facts for each of the six requirements specified in the Ordinance:

A. The establishment, maintenance or operation of the special use will not be unreasonably detrimental to or endanger the public health, safety, morals, comfort or general welfare.

ZBA Vote: _____ Aris _____ Armstrong _____ Lake _____ Natkins _____ Schultz _____ Stoffa _____ Wilson

B. The special use will not be injurious to the use and enjoyment of other property in the immediate vicinity for the purposes already permitted, nor substantially diminish and impair property values within the neighborhood.

ZBA Vote: _____ Aris _____ Armstrong _____ Lake _____ Natkins _____ Schultz _____ Stoffa _____ Wilson

C. The establishment of the special use will not impede the normal and orderly development and improvement of surrounding property for uses permitted in the district.

ZBA Vote: _____ Aris _____ Armstrong _____ Lake _____ Natkins _____ Schultz _____ Stoffa _____ Wilson

D. Adequate utility, access roads, drainage and/or other necessary facilities have been or are being provided.

ZBA Vote: _____ Aris _____ Armstrong _____ Lake _____ Natkins _____ Schultz _____ Stoffa _____ Wilson

E. Adequate measures have been or will be taken to provide ingress and egress so designed as to minimize traffic congestion in the public streets and roads.

ZBA Vote: _____ Aris _____ Armstrong _____ Lake _____ Natkins _____ Schultz _____ Stoffa _____ Wilson

F. The special use shall in all other respects conform to the applicable regulations of the district in which it is located, except as such regulations may in each instance be modified by the county board pursuant to the recommendations of the zoning board of appeals.

ZBA Vote: _____ Aris _____ Armstrong _____ Lake _____ Natkins _____ Schultz _____ Stoffa _____ Wilson

ZONING BOARD OF APPEALS (ZBA) ADOPTED FINDINGS OF FACT

A motion was made to adopt the above as an accurate representation of the Findings of Fact of the majority of the Zoning Board of Appeals in respect to the subject Zoning Petition.

Roll Call of the ZBA:

(circle one)

1. Tracy Aris	<u>Aye</u>	Nay	Abstain	Not Present
2. Martell Armstrong	Aye	Nay	Abstain	<u>Not Present</u>
3. Mary Lake	Aye	Nay	Abstain	<u>Not Present</u>
4. Burt Natkins	<u>Aye</u>	Nay	Abstain	Not Present
5. David Schultz	<u>Aye</u>	Nay	Abstain	Not Present
FALK				
6. Michael Steffa	<u>Aye</u>	Nay	Abstain	Not Present
7. William Wilson	Aye	Nay	Abstain	<u>Not Present</u>

The motion PASSED by a vote of 4 to 0, with 0 Abstention(s) and 3 Absent.

On this 6th day of JANUARY, 2026.

We hereby certify that the above is an accurate representation of the Findings of Fact of the majority of the Zoning Board of Appeals in respect to the Zoning Petition listed above.

[Handwritten signatures of board members]

1.6.2026
Date
1/6/2026
Date
1/6/2026
Date
6 January 2026
Date

Date

Date



ZONING BOARD OF APPEALS RECOMMENDATION

ZONING BOARD OF APPEALS (ZBA) RECOMMENDATION TO THE KANE COUNTY BOARD

The Kane County Zoning Board of Appeals, at a public hearing on January 6, 2026, duly heard the testimony of the petitioner and others in connection with the Zoning Petition No. 4676 "Tri-County Solar LLC".

A motion was made by Burt Natkins and seconded by Marc Falk to recommend APPROVAL of Zoning Petition No. 4676, by Tri-County Solar LLC, requesting a Special Use Permit in the F-Farming Zoning District to allow for the development of a Commercial Solar Energy Facility on property located west of IL Route 25, north of Stearns Road, in St Charles Township, Kane County, Illinois (PIN: 09-01-200-017), including the submittal documents listed in "Exhibit A" attached, and with the following recommended Stipulations of Approval:

1. Water Resources will require a stormwater permit for this development. All submittals must be prepared by Professional Engineer licensed in the State of Illinois.
2. An engineer's report will be required. The engineer's report must demonstrate that the peak flow for the site with the proposed development is not increased, stormwater detention may be required for the development to ensure this. Any required Stormwater Detention Management will require a viable outfall and may require off-site work.
3. A calculation for disconnected impervious area, created by the panels, will be required. A Best Management Practice will be required to encourage infiltration or evapotranspiration of runoff within the site. Fee in lieu of the BMP may be considered for this site, as outlined in the Stormwater Ordinance.
4. The configuration of the solar panels shall be evaluated to identify any potential erosion concerns. Particular attention shall be given to erosion risks at the drip edges of the panels and in sloped areas. Appropriate best management practices must be implemented to mitigate these risks. BMPs may include, but are not limited to, pre-seeding or pre-vegetation of the site prior to panel installation to establish ground cover and reduce soil displacement.
5. A study of all infrastructure will be required, including drain tiles, monitoring wells and gas vents. The site plan will need to ensure the protection of this infrastructure.
6. 80% vegetative coverage for the native plantings will be a requirement for the site.
7. A Wetland Delineation will be required. The Wetland Delineation shall meet the requirements of the Ordinance as described in Article VII Section 9-169 Requirements for a Wetland Delineation. Any Wetland Impacts must be mitigated.
8. Any Floodplain, Wetland, Compensatory Storage, BMPs and Stormwater Management must be placed in a Conservation or Drainage Easement.
9. All required access permits shall be obtained from the Kane County Division of Transportation.
10. Vegetative screening consistent with the Kane County Zoning Ordinance shall be provided for any part of the commercial solar energy facility that is visible to non-participating residence(s) and shall include at minimum a continuous line of evergreen trees with a minimum planting height of 5 feet and a maximum separation distance of 15 feet on center.
11. The development shall comply with all recommendations outlined in the Illinois Department of Natural Resources (IDNR) letter dated August 29, 2025, included in the Zoning Petition submittal.

KANE COUNTY ZONING BOARD OF APPEALS

Roll Call of the ZBA:

1. Tracy Aris	<u>Aye</u>	Nay	Abstain	Not Present
2. Martell Armstrong	Aye	Nay	Abstain	<u>Not Present</u>
3. Mary Lake	Aye	Nay	Abstain	<u>Not Present</u>
4. Burt Natkins	<u>Aye</u>	Nay	Abstain	Not Present
5. David Schultz	<u>Aye</u>	Nay	Abstain	Not Present
6. Michael Stoffa	Aye	Nay	Abstain	<u>Not Present</u>
7. William Wilson	Aye	Nay	Abstain	<u>Not Present</u>
8. Marc Falk (Alternate)	<u>Aye</u>	Nay	Abstain	Not Present

The motion PASSED by a vote of 4 to 0 with 0 abstention(s) and 4 absent.

On this 6th day of January, 2026.

Kane County Government Center, Building A, 719 S. Batavia Ave., Geneva, IL

“Exhibit A”
Zoning Petition No. 4676 Submittal Documents

[4676 01 Kane County Zoning Application \(11-18-2025\).pdf](#)

[4676 02 Standards of a Special Use Permit Worksheet \(11-11-2025\).pdf](#)

[4676 03 Project Narrative \(11-25-2025\)V2.pdf](#)

[4676 04 Purchase Contract \(11-12-2025\).pdf](#)

[4676 05 Plat of Survey-ALTA Land Title Survey \(10-28-2025\).pdf](#)

[4676 06 Solar Equipment Manufacturer Specs.pdf](#)

[4676 07 Noise Analysis \(10-14-2025\).pdf](#)

[4676 08 Decommissioning Plan \(10-17-2025\).pdf](#)

[4676 11 Traffic Study \(11-11-2025\).pdf](#)

[4676 12 Glare Study \(10-14-2025\).pdf](#)

[4676 13 Legal Description.pdf](#)

[4676 15 Certification of Notice to Adjacent Property Owners.pdf](#)

[4676 16 Copy of Notice Letter from Petitioner.pdf](#)

[4676 17 Geometric Site Plan \(11-25-2025\)V2.pdf](#)

[4676 18 Landscape & Screening Plan V2 \(12-17-2025\).pdf](#)

[4676 20.1 EcoCat Report & Consultation Letter \(08-29-2025\).pdf](#)

[4676 20.2 Blanding Turtle Plan \(10-02-2025\).pdf](#)

[4676 20.3 Pollinator Friendly Habitat Plan \(11-20-2025\).pdf](#)

[4676 21 SHPO Letter \(10-30-25\).pdf](#)

[4676 22 NRI Report \(09-26-2025\).pdf](#)

[4676 23.1 USFWS Letter \(09-30-2025\).pdf](#)

[4676 23.2 Protected Species Screening \(09-30-2025\).pdf](#)

[4676 24 US Army Corp Letter of No Objection JPA Application \(10-21-2025\).pdf](#)

[4676 25 Executed AIMA Agreement \(10-02-2025\).pdf](#)

[4676 26 Avoidance of Protected Lands Map \(11-10-2025\).pdf](#)

[4676 27 Roadway Jurisdiction Approval Letter \(11-20-2025\).pdf](#)

[4676 28 Structural Engineer's Certificate \(11-18-2025\).pdf](#)

[4676 29 FEMA 100-Year Floodplain Map \(04-17-2024\).pdf](#)

[4676 30 Level 1 Wetland Investigation \(08-25-2025\).pdf](#)

[4676 31 Topographical Map \(04-17-2024\).pdf](#)

[4676 32 Preliminary Farmland Drain Tile Investigation \(11-12-2025\).pdf](#)

[4676 33 Preliminary Stormwater Management Report \(11-18-2025\).pdf](#)

[4676 34 Phase 1 Environmental Assessment \(04-04-2025\).pdf](#)

STATE OF ILLINOIS
COUNTY OF KANE

PETITION NO. 4676
ORDINANCE AMENDING THE
ZONING ORDINANCE OF KANE COUNTY, ILLINOIS

BE IT ORDAINED by the County Board of Kane County, Illinois, as follows:

- 1) That a Special Use Permit for a Commercial Solar Energy Facility be granted on the following described property:

THAT PART OF THE NORTH HALF OF SECTION 1, TOWNSHIP 40 NORTH, RANGE 8 EAST OF THE 3RD PRINCIPAL MERIDIAN, DESCRIBED AS FOLLOWS: COMMENCING AT THE NORTH EAST CORNER OF SAID SECTION 1; THENCE WEST ALONG THE NORTH LINE OF SAID SECTION 1285.25 FEET TO THE EXTENDED TANGENT CENTER LINE FROM THE SOUTH OF THE CONCRETE PAVEMENT ON STATE HIGHWAY NO. 25; THENCE SOUTHWESTERLY ALONG SAID CENTER LINE AND SAID LINE EXTENDED 2088.0 FEET; THENCE WESTERLY ALONG A LINE MAKING AN ANGLE OF 102°49' MEASURED FROM NORTH EAST TO NORTH TO WEST, WITH SAID DESCRIBED CENTER LINE AND EXTENDED CENTER LINE 10.9 FEET TO A POINT IN THE CENTER OF THE CONCRETE PAVEMENT; THENCE CONTINUING WEST ALONG SAID LAST DESCRIBED LINE EXTENDED (BEING ALSO THE NORTH LINE OF A 10.06 ACRES PARCEL OF LAND CONVEYED TO CLAIRMARIE VANEK BY DEED DATED MARCH 25, 1959 AND RECORDED APRIL 6, 1959 IN BOOK 1954, PAGE 319 AS DOCUMENT 886279) 1094.7 FEET TO A POINT ON THE EASTERLY RIGHT OF WAY LINE OF THE CHICAGO, AURORA AND ELGIN RAILWAY; THENCE NORTHWESTERLY ALONG THE SAID EASTERLY RIGHT OF WAY LINE OF RAILWAY ON A CURVE TO THE RIGHT HAVING A RADIUS OF 2814.93 FEET A DISTANCE OF 148.82 FEET FOR THE POINT OF BEGINNING; THENCE EAST ON A LINE PARALLEL TO AND 140.0 FEET NORTH OF, AS MEASURED AT RIGHT ANGLES, TO THE SAID NORTH LINE OF SAID VANEK 10.06 ACRE PARCEL OF LAND, A DISTANCE OF 1188.07 FEET TO THE SAID CENTER OF THE CONCRETE PAVEMENT OF STATE HIGHWAY NO. 25; THENCE NORTHEASTERLY ALONG SAID CENTER LINE TO A LINE DRAWN PARALLEL WITH AND 532.62 FEET SOUTH OF, MEASURED AT RIGHT ANGLES, THE NORTH LINE OF SECTION 1; THENCE WEST ALONG SAID PARALLEL LINE TO THE EASTERLY LINE OF THE AFORESAID RIGHT OF WAY OF THE CHICAGO, AURORA AND ELGIN RAILWAY; THENCE SOUTHERLY ALONG SAID EASTERLY LINE TO THE POINT OF BEGINNING IN THE TOWNSHIP OF ST. CHARLES, KANE COUNTY, ILLINOIS.

The subject property is commonly known as the property west of IL Route 25, north of Stearns Road, in St Charles Township, Kane County, Illinois (PIN: 09-01-200-017).

- 2) That the Special Use Permit be granted subject to the following stipulations:

1. Water Resources will require a stormwater permit for this development. All submittals must be prepared by Professional Engineer licensed in the State of Illinois.
2. An engineer's report will be required. The engineer's report must demonstrate that the peak flow for the site with the proposed development is not increased, stormwater detention may be required for the development to ensure this. Any required Stormwater Detention Management will require a viable outfall and may require off-site work.
3. A calculation for disconnected impervious area, created by the panels, will be required. A Best Management Practice will be required to encourage infiltration or evapotranspiration of runoff within the site. Fee in lieu of the BMP may be considered for this site, as outlined in the Stormwater Ordinance.
4. The configuration of the solar panels shall be evaluated to identify any potential erosion concerns. Particular attention shall be given to erosion risks at the drip edges of the panels and in sloped areas. Appropriate best management practices must be implemented to mitigate these risks. BMPs may include, but are not limited to, pre-seeding or pre-vegetation of the site prior to panel installation to establish ground cover and reduce soil displacement.
5. A study of all infrastructure will be required, including drain tiles, monitoring wells and gas vents. The site plan will need to ensure the protection of this infrastructure.
6. 80% vegetative coverage for the native plantings will be a requirement for the site.
7. A Wetland Delineation will be required. The Wetland Delineation shall meet the requirements of the Ordinance as described in Article VII Section 9-169 Requirements for a Wetland Delineation. Any Wetland Impacts must be mitigated.

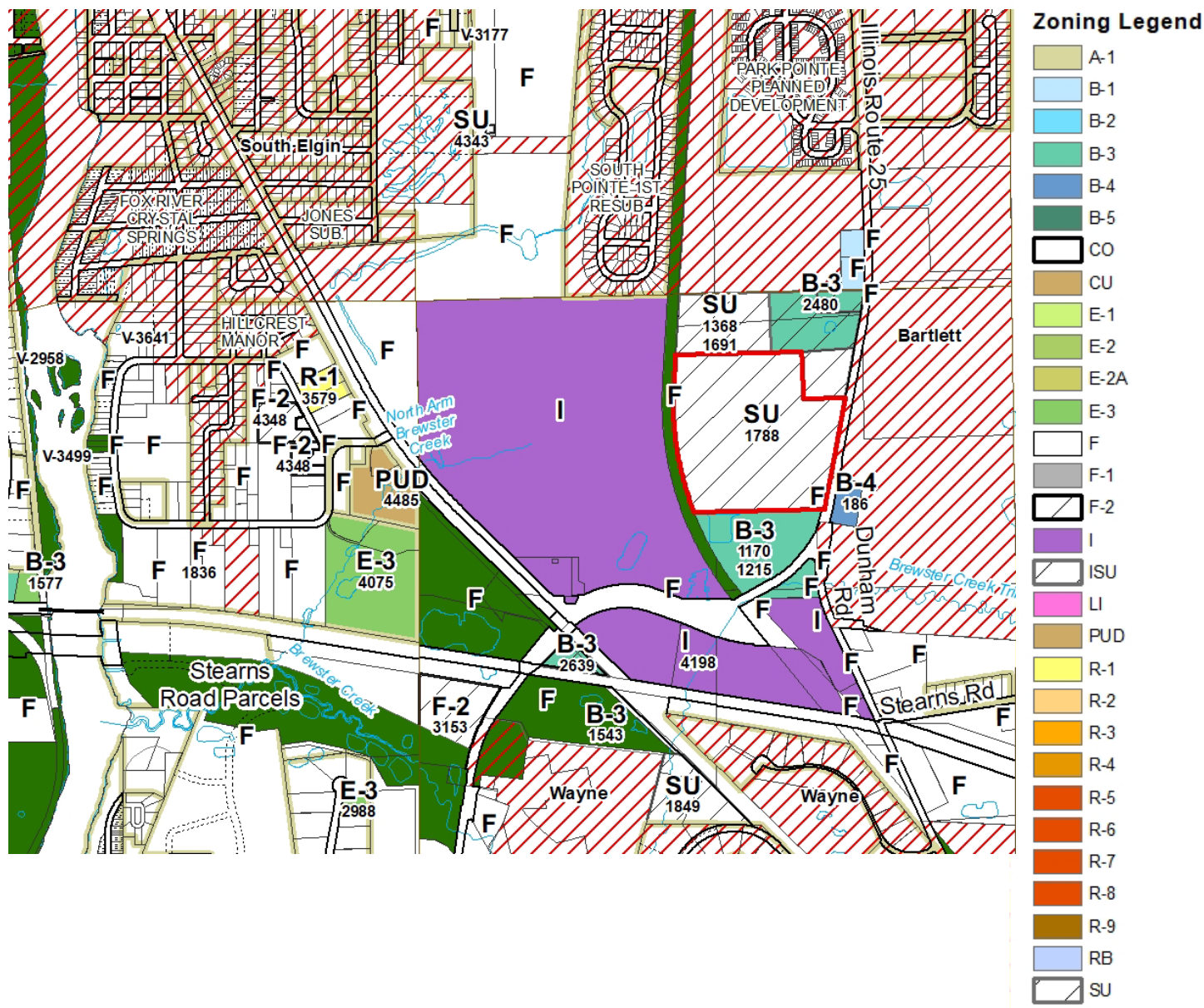
8. Any Floodplain, Wetland, Compensatory Storage, BMPs and Stormwater Management must be placed in a Conservation or Drainage Easement.
 9. All required access permits shall be obtained from the Kane County Division of Transportation.
 10. Vegetative screening consistent with the Kane County Zoning Ordinance shall be provided for any part of the commercial solar energy facility that is visible to non-participating residence(s) and shall include at minimum a continuous line of evergreen trees with a minimum planting height of 5 feet and a maximum separation distance of 15 feet on center.
 11. The development shall comply with all recommendations outlined in the Illinois Department of Natural Resources (IDNR) letter dated August 29, 2025, included in the Zoning Petition submittal.
-
- 3) That the zoning maps of Kane County, Illinois be amended accordingly.
 - 4) This ordinance shall be in full force and effect from and after its passage and approved as provided by law.

Passed by the Kane County Board on February 10, 2026

John A. Cunningham
Clerk, County Board
Kane County, Illinois
Vote:

Corinne Pierog
Chairman, County Board
Kane County, Illinois

A Special Use Permit in the F-Farming Zoning District to allow for the development of a Commercial Solar Energy Facility on approximately 41 acres of property located west of IL Route 25, north of Stearns Road, in St Charles Township, Kane County, Illinois (PIN: 09-01-200-017).



STATE OF ILLINOIS)
COUNTY OF KANE) SS.

REPORT NO. TMP-26-085

MONTHLY REPORT



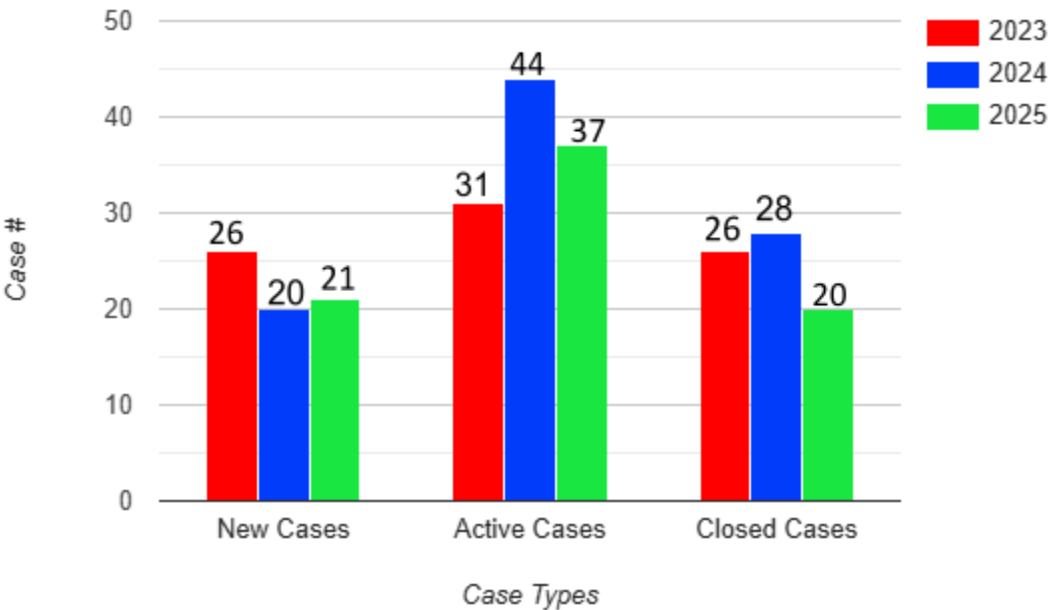
Kane County
Property Code Enforcement Division
Statistical Monthly Report - December 2025

Monthly Data - December 2025

New Cases	Closed	Active as of December 31, 2025	Adjudication
21	20	37	2

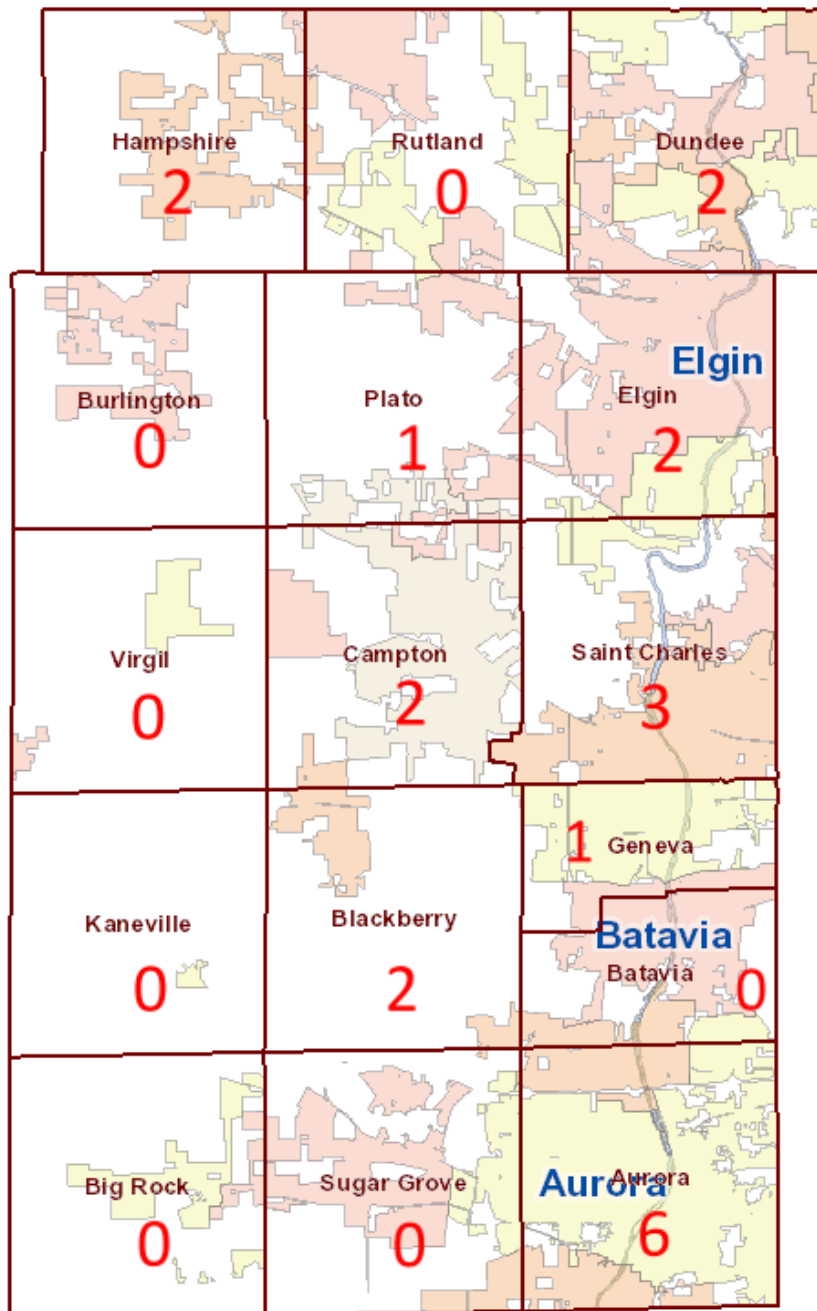
December 2025 Overview :

December 2023 / 2024 / 2025



New Cases by County District - December 2025					
District 1	3	District 9	2	District 17	0
District 2	0	District 10	0	District 18	4
District 3	1	District 11	1	District 19	1
District 4	0	District 12	0	District 20	0
District 5	0	District 13	0	District 21	0
District 6	0	District 14	4	District 22	0
District 7	1	District 15	1	District 23	2
District 8	1	District 16	0	District 24	0

New Cases by Township - December 2025



Year to Date Overview January 2023 - December 2025

2023/2024/2025 Month Comparison									
January 2023		8	February 2023		9	March 2023		27	
January 2024	New Cases	14	February 2024	New Cases	50	March 2024	New Cases	23	
January 2025		16	February 2025		27	March 2025		32	
January 2023		8	February 2023		9	March 2023		9	
January 2024	Active Cases	34	February 2024	Active Cases	50	March 2024	Active Cases	44	
January 2025		43	February 2025		54	March 2025		55	
January 2023		0	February 2023		0	March 2023		18	
January 2024	Closed Cases	14	February 2024	Closed Cases	33	March 2024	Closed Cases	31	
January 2025		17	February 2025		17	March 2025		27	
January 2023		0	February 2023		0	March 2023		0	
January 2024	Adjudication	3	February 2024	Adjudication	0	March 2024	Adjudication	0	
January 2025		1	February 2025		2	March 2025		2	
January 2023	Total Caseload	8	February 2023	Total Caseload	9	March 2023	Total Caseload	27	
January 2024		46	February 2024		100	March 2024		63	
January 2025		59	February 2025		81	March 2025		87	
April 2023		40	May 2023		48	June 2023		50	
April 2024	New Cases	39	May 2024	New Cases	51	June 2024	New Cases	29	
April 2025		57	May 2025		49	June 2025		23	
April 2023		39	May 2023		19	June 2023		57	
April 2024	Active Cases	52	May 2024	Active Cases	49	June 2024	Active Cases	40	
April 2025		72	May 2025		70	June 2025		56	
April 2023		23	May 2023		29	June 2023		54	
April 2024	Closed Cases	32	May 2024	Closed Cases	49	June 2024	Closed Cases	39	
April 2025		43	May 2025		48	June 2025		33	
April 2023		0	May 2023		0	June 2023		2	
April 2024	Adjudication	0	May 2024	Adjudication	1	June 2024	Adjudication	0	
April 2025		2	May 2025		4	June 2025		0	
April 2023	Total Caseload	79	May 2023	Total Caseload	67	June 2023	Total Caseload	107	
April 2024		91	May 2024		100	June 2024		69	
April 2025		127	May 2025		119	June 2025		79	

Year to Date Overview January 2023 - December 2025

July 2023		21	August 2023		50	September 2023		41
July 2024	New Cases	40	August 2024	New Cases	37	September 2024	New Cases	33
July 2025		49	August 2025		32	September 2025		24
July 2023		50	August 2023		46	September 2023		44
July 2024	Active Cases	50	August 2024	Active Cases	45	September 2024	Active Cases	43
July 2025		73	August 2025		71	September 2025		57
July 2023		28	August 2023		53	September 2023		44
July 2024	Closed Cases	33	August 2024	Closed Cases	36	September 2024	Closed Cases	37
July 2025		33	August 2025		30	September 2025		28
July 2023		3	August 2023		2	September 2023		1
July 2024	Adjudication	4	August 2024	Adjudication	2	September 2024	Adjudication	2
July 2025		4	August 2025		4	September 2025		5
July 2023		71	August 2023		96	September 2023		85
July 2024	Total Caseload	90	August 2024	Total Caseload	82	September 2024	Total Caseload	76
July 2025		122	August 2025		103	September 2025		81
October 2023		29	November 2023		31	December 2023		26
October 2024	New Cases	30	November 2024	New Cases	40	December 2024	New Cases	20
October 2025		20	November 2025		16	December 2025		21
October 2023		29	November 2023		33	December 2023		31
October 2024	Active Cases	40	November 2024	Active Cases	56	December 2024	Active Cases	44
October 2025		50	November 2025		40	December 2025		37
October 2023		40	November 2023		30	December 2023		26
October 2024	Closed Cases	33	November 2024	Closed Cases	24	December 2024	Closed Cases	28
October 2025		23	November 2025		34	December 2025		20
October 2023		3	November 2023		1	December 2023		1
October 2024	Adjudication	1	November 2024	Adjudication	2	December 2024	Adjudication	2
October 2025		2	November 2025		3	December 2025		2
October 2023		58	November 2023		64	December 2023		57
October 2024	Total Caseload	70	November 2024	Total Caseload	96	December 2024	Total Caseload	64
October 2025		70	November 2025		56	December 2025		56

Spanish Translation Assistance	Inspections	Letters	In-Person
Health Department	0	0	0
Water Resources	3	0	0
Building Permit Department	0	0	8



End of December 2025
Kane County
Property Code Enforcement
Statistical Monthly Report

STATE OF ILLINOIS)
COUNTY OF KANE) SS.

PRESENTATION/DISCUSSION NO. TMP-26-096

MONTHLY REPORT

Kane County Development & Community Services Department

Planning & Special Projects Division Monthly Report – January 2026

In addition to regular ongoing activities, the following are highlights of regional land, agriculture and other Planning Division projects of the past month grouped by category.

DEVELOPMENT & COMMUNITY SERVICES DEPT. PROJECTS USING ARPA FUNDS

Fabulous Fox! Water Trail Promotion and Infrastructure Project (\$1,240,000)

Gilmore Marketing Concepts, Inc. continues to provide marketing services for the Fabulous Fox! Water Trail including managing the “Where the Fox Goes” website and Facebook page. They have also developed the “Log 250 for America Challenge.” Interested participants sign-up to record their activities including paddling, biking, hiking, rolling, walking, skiing or running along and/or on the Fox River. 75 miles earns an enamel pin, 125 miles earns a t-shirt and 250 miles earns a medal.

Kane County Manufacturing Recovery and Sustainability (\$1,040,000)

Partner: IMEC

The Kane County portion of the Lighthouse Program is now complete. Phase II of the program is continuing with the Kane County Economic Development Corporation and will allow for more Kane County manufacturers to participate. Applications for companies for Phase II are now closed.

Kane County Tourism Recovery and Promotion (\$1,588,000)

Partners: Elgin and Aurora Convention and Visitor Bureaus

The Aurora Area CVB and the Elgin Area CVB continue their work on the Kane County promotional campaign.

Economic Development Strategy and Organization for Kane County (\$3,000,000 – Revenue Recoupment)

Team: Planning Division Staff and Economic Development Consultant

Internal work continues to prepare for the launch of the Kane County Economic Development Corporation (KCEDC.) The last meeting of the Kane County Economic Development Corporation Founding Board was held in mid-December.

Kane County Food and Farm Resiliency Grant Program (\$863,000)

In January, Planning Division staff assisted a grower participant in the Food and Farm Resiliency Grant Program complete their registration in SAM.gov as required for ARPA fund reporting purposes. All farmers have now received their requested reimbursement payments through the grant program.

ENERGY AND ENVIRONMENTAL

Fabulous Fox! National Water Trail

Karen Miller, Illinois co-chair for the Fabulous Fox! Water Trail, hosted the monthly Core Development Team meeting on January 6th to discuss updates to the Water Trail and implementation of the National Park Service National Water Trails Best Management Practices.

Fox River Ecosystem Partnership

On January 14th, Karen Miller, member of the Executive Committee, participated in the Annual Meeting to elect officers, learn about 2025 in review and discuss planning and goals for the next five years.

FOOD AND AGRICULTURE

Soil Health Impact Assessment

Sarahy Castro and Matt Tansley participated in project meetings on December 11th and January 7th with New Venture Advisors, the consulting team for the ongoing Soil Health Impact Assessment. The team discussed alternative data sources for modeling the economic benefits to farmers that adopt soil health management strategies.

Growing for Kane

On December 22nd and January 2nd Matt Tansley attended interdepartmental staff meetings providing technical guidance to farmers looking to develop or expand production operations in Kane County. Matt shared some available resources with the farmers to assist them in reaching a wider market as their operations scale up.

COMMUNITY AND HOUSING DEVELOPMENT ACTIVITIES

Grand Victoria Riverboat Fund

The application cycle for the 2026 Grand Victoria Riverboat Fund externals (open to non-profits and units of local government serving Kane County) is now open.

GIS & MAPPING

Completed and Ongoing GIS / Mapping Projects

Catherine McKenna has been working with Austin Powell to effectively estimate the population of unincorporated Kane County.

Passed by the Kane County Board on February 10, 2026.

John A. Cunningham, MBA, JD, JD
Clerk, County Board
Kane County, Illinois

Corinne M. Pierog MA, MBA
Chairman, County Board
Kane County, Illinois

Vote:



RESOLUTION / ORDINANCE EXECUTIVE SUMMARY ADDENDUM

Title

A RESOLUTION APPROVING A SUBSTANTIAL AMENDMENT TO THE PROGRAM YEAR 2024 ANNUAL ACTION PLAN (COMMUNITY DEVELOPMENT BLOCK GRANT)

Committee Flow:

Development Committee, Executive Committee, County Board

Contact:

Chris Dall, 331.312.9231

Budget Information:

Was this item budgeted? Pending	Appropriation Amount: \$282,430.00 not to exceed
If not budgeted, explain funding source: Community Development Block Grant (CDBG)	
Was this item passed through the appropriate committee? Yes	

Summary:

The attached resolution authorizes a substantial amendment to the Program Year 2024 Annual Action Plan to allocate an amount not to exceed \$282,430 in unobligated Community Development Block Grant (CDBG) funds to support shelter operations at the Lazarus House homeless shelter, an eligible CDBG activity. This amendment is consistent with the goals and objectives of the Kane County 2020–2024 Consolidated Plan, including Objective #4: Homeless Services.

AMENDMENT TO ANNUAL ACTION PLAN FOR PROGRAM YEAR 2024

I. Introduction

Kane County Development & Community Services proposes a substantial amendment to the 2024 Annual Action Plan funded with Community Development Block Grant (CDBG) funds due to an emergent community need. The proposed amendment includes the allocation of unobligated CDBG funds to a new eligible activity. This notice summarizes the proposed amendment and the process followed in accordance with HUD requirements and the Kane-Elgin Consortium's Citizen Participation Plan.

II. Summary of the Amendment

The proposed amendment to the 2024 Annual Action Plan consists of the following substantial amendment:

1. An amount **not to exceed \$282,430** in unobligated PY 2024 CDBG funds will be allocated to shelter operations for the Lazarus House homeless shelter.

This proposed amendment is consistent with the goals and objectives of the Kane County **2020–2024 Consolidated Plan**, including:

- **Objective #4: Homeless Services** — The Homeless Services objective associated with this amendment reflects an eligible activity focused on **shelter services and operations**, rather than activities related to implementation of the homeless response system.

III. Citizen Participation

The Kane-Elgin Consortium's Citizen Participation Plan establishes the criteria for determining when changes to planned or actual activities constitute a **substantial amendment** to the Annual Action Plan. A substantial amendment is defined as either of the following:

- A. A change in the use of funds from one eligible activity to another that exceeds **\$100,000**; or
- B. The addition of a new eligible activity in an amount greater than **\$100,000**.

The changes described in this notice meet these criteria and therefore constitute a substantial amendment to the Kane County Annual Action Plan for Program Year 2024.

In accordance with the Citizen Participation Plan, notice of this substantial amendment has been published, and the public is provided a **thirty-day public comment period**, during which written comments may be submitted. In addition, a public hearing will be held.

The public comment period will begin on **Thursday, January 8, 2026**, and conclude on **Friday, February 6, 2026**.

A public hearing regarding the proposed substantial amendment will be held on:

Monday, February 9, 2026

11:00 a.m.

Kane County Development & Community Services

719 S. Batavia Avenue, 4th Floor

Geneva, IL 60134

A legal notice regarding the public comment period and public hearing was published in the *Daily Herald* on **Thursday, January 8, 2026**.

Written comments or questions regarding this amendment may be directed to:

Chris Dall

Kane County Development & Community Services

719 S. Batavia Avenue

Geneva, IL 60134

Email: dallchristopher@kanecountyil.gov

SS.

RESOLUTION NO. TMP-26-090

100



RESOLUTION / ORDINANCE EXECUTIVE SUMMARY ADDENDUM

Title

Approving a Contract Extension with GMCI for the Continued Marketing of the Fabulous Fox! National Water Trail

Committee Flow:

Development Committee, Executive Committee, County Board

Contact:

Chris Toth, 630-232-3491

Budget Information:

Was this item budgeted? Yes	Appropriation Amount: \$100,000
If not budgeted, explain funding source: N/A	
Was this item passed through the appropriate committee? Yes	

Summary:

Extending a contract with GMCI to provide marketing services for the Fabulous Fox! National Water Trail for one year. This is the second one year extension.

COUNTY OF KANE
Purchasing Department
KANE COUNTY GOVERNMENT CENTER

719 S. Batavia Avenue, Bldg. A.
Geneva, Illinois 60134

Telephone: (630) 208-3803
Fax: (630) 208-5107



December 15, 2025

OPTION YEAR
CONTRACT SYNOPSIS

Requesting Department:	Kane County Development & Community Services Department
Procurement Name:	RFQ 22-020 - Marketing of Fabulous Fox! Water Trail
Awarded Vendor:	Gilmore Marketing Concepts, Inc. dba GMCI Creative

PURPOSE:

Seeking approval of a one (1) year contract extension for marketing services for the Fabulous Fox! Water trail and agritourism in Kane County

The previous contract was competitively solicited and awarded by the County Board on November 14, 2023, per Res. No. 23-442, to Gilmore Marketing Concepts, Inc. dba GMCI. The agreement with GMCI indicated it can be mutually extended annually for two additional one-year renewal periods; this was previously extended per Res. No. 25-050 for the first option year. This is the second and final option year available.

The County requests a contract extension as allowed per RFQ 22-020, the vendor accepts and offers to extend the current services for another one (1) year. The fees, service terms and conditions are to remain the same as outlined in the existing agreement.

Staff recommend approval of the one-year contract extension pending approval by the Committee and the Kane County Board.

The new contract extension is effective upon execution by the Kane County Board Chairman.

Submitted By:

Danielle Hoffman

Buyer
Kane County Purchasing Department

cc: Bid file

County of Kane
PURCHASING DEPARTMENT
KANE COUNTY GOVERNMENT CENTER

719 S. Batavia Ave., Bldg. A
Geneva, IL 60137



Phone: (630) 232-5929
Fax: (630) 208-5107

Extension of Contract 22-020 for Marketing of Fabulous Fox

This RIDER entered into and made effective the date of its final execution ("Effective Date") by and between County of Kane and Gilmore Marketing Concepts, Inc. dba GMCI Creative ("GMCI"), is part of and is to be attached to original RFQ 22-020, which includes the following:

1. Resolution No. 26-### approving of the one-year extension
2. GMCI acceptance letter, dated December 12, 2025
3. Contract for Professional Services entered into and made effective on February 20, 2024, per Resolution No. 23-442

(The above contract items and other supporting documents will be made available upon request.)

The County hereby requests and GMCI mutually agree to the one (1) year extension of current contract to provide marketing services for the Fabulous Fox! Water Trail. The professional fees, service terms and conditions are to remain the same. This is the final one (1) year extension of the original contract. The parties hereto mutually agree that this final extension shall expire one (1) year after the Effective Date.

The parties hereto mutually agree to the renewal of the aforesaid Contract of which this RIDER is made part of, is and shall be and remain in full force and effect in accordance with all the terms, pricing and conditions thereof, only as in this RIDER specifically provided.

Kim Gilmore
GMCI Creative
Elgin, IL

Date

Corinne Pierog MA, MBA
Chairman, County Board
Kane County, Illinois

Date



1595 Weld Rd.
Suite 6
Elgin, IL 60123

December 12, 2025
Kane County Purchasing Department
719 S. Batavia Ave.
Geneva, IL 60134

Subject: Confirmation of one-year contract extension **RFQ # 22-020**

To Whom it May Concern,

Gilmore Marketing Concepts, Inc. (dba: GMCI Creative) is pleased to confirm acceptance of the one-year contract extension of the Fabulous Fox! National Water Trail marketing and communications plan and execution under RFQ#22-020, originally awarded by the County of Kane.

All costs, service scope, terms and conditions shall remain unchanged and consistent with those outlined in the original executed agreement and any applicable amendments.

We value our continued partnership with Kane County and remain committed to providing dynamic and engaging marketing in compliance with contract expectations.

Sincerely,

Kim Gilmore

847.931.1511
www.gmcicreative.com

*Working to rid the world of bad design...
one job at a time.*

COUNTY OF KANE

Corinne M. Pierog MA, MBA
Kane County Board Chairman



Kane County Government Center
719 South Batavia Avenue
Geneva, IL 60134
P: (630) 232-5931
CPierog@kanecoboard.org
www.countyofkane.org

DOCUMENT VET SHEET

For
Corinne Pierog
Chairman, Kane County Board

Name of Document: RFQ 22-020 Marketing of The Fabulous Fox Water Trail

Resolution No.: 23-442

Submitted by: Tony Sperkowski

Dept. Head Signature & Date: *M. Ull* 2/16/2024
(Subject Matter Sign-off)

Date Submitted: 2/20/2024

Legal Review of Contract
Terms (Atty. Sign-off): *SA* 2/15/24

Approved by:
(Legality)

Steven Ford
(Print Name)

SA
(Signature)

2/15/2024
(Date)

Post on Web: Yes ☐ No ☒ Atty. Initials SRF

Comments: The Kane County Development Department requires the award of RFQ 23-442 for Marketing of The Fabulous Fox Water Trail Services to the most responsive responsible vendor with the highest evaluation scores. Attached is the pertinent documentation.

Chairman signed: Yes ☒ No ☐ Date 2/21/24

Document returned to: Julia Thavong - Development
(Name/Department)

x 85347

CONTRACT FOR PROFESSIONAL SERVICES

Agreement for Marketing of the Fabulous Fox! Water Trail Segment in Kane County

This agreement is entered into this 20 day of February, 2024, and will be effective as of the date of final execution of this contract, between the COUNTY OF KANE with offices at 719 S. Batavia Avenue, Geneva, Illinois 60134 (the "**County**"), a body corporate and politic existing under the laws of the State of Illinois and a unit of local government under §1 of Article VII of the Illinois Constitution (Ill. Const., Art. VII, §1), and Gilmore Marketing Concepts, Inc. (DBA GMCI Creative), with offices located at 1595 Weld Road, Suite 6, Elgin, Illinois 60123 (the "**Consultant**"). For and in consideration of the mutual promises set forth herein, the parties agree as follows:

§ 1. Purpose of agreement

The County hereby retains the Consultant to assist with plan for marketing the Fabulous Fox! Water Trail segment in Kane County.

§ 2. Scope of services

The services to be provided by the Consultant (the "**Work**"), are set forth in **Exhibit 1**.

§ 3. Term of this agreement

The term of this agreement will commence as of the date hereof and continue through October 31, 2025, beyond which the contract can be mutually extended annually for 2 (two) additional 1 (one) year renewal periods based on the professional fees established in Exhibit 2.

§ 4. Relationship of parties

The Consultant will serve as the County's professional service consultant in the performance of the Work. The relationship between the parties is that of a buyer and seller of professional services and as such the Consultant is an independent contractor of the County in the performance of the Work and it is understood that the parties have not entered into any joint venture or partnership. The Consultant is not an employee or the agent of the County for any purpose.

§ 5. Compensation

- (a) The County will pay the Consultant an amount not to exceed as noted in **Exhibit 2** for which the Consultant will fully complete the Work. The Consultant will submit to the County an itemized monthly invoice reflecting the work completed within the preceding calendar month and the time spent thereon. The monthly invoice will also include a summary of all previous invoices up to, and including, the invoice for the current month. The Work will be billed at the hourly rates set forth in **Exhibit 2**. The County will pay each such invoice within 45 days of its receipt.

§ 6. Terms and conditions

- (a) The Director of the Kane County Development & Community Services Department (The "**Director**"), or his written designee, shall act as the County's representative (the "**Client**") with respect to the Work and shall transmit to and receive from the Consultant information with respect to the Work. The Consultant shall coordinate all work through the Client and shall report results of all work directly to the Client.
- (b) The Director may, by written order, make changes in specific work items if such changes are within the scope of services set forth in **Exhibit 1**. If any such change is not within the scope

of services, the Consultant will so notify the Director and will submit a proposed change order reflecting an increase (or decrease) in the work. Hourly rates for additional work will be those set forth in **Exhibit 2**. No such change order will be effective to modify this agreement unless it has first been reduced to writing and approved by all undersigned parties.

- (c) The County may, anytime and without cause, upon notice to the Consultant terminate this agreement before completion of the Work. Upon termination, the Consultant will cease all work under this agreement and will turn over to the County all information, records, documents, data, property, publications or other material theretofore received from the County under or resulting from this agreement, all of which is the property of the County. The Consultant will submit a final invoice for all work done through the date of termination which will be paid within 45 days of its receipt. In the event of termination, only actual time spent and expenses incurred in the performance of the Work prior to termination will be compensated. The County will have no liability for lost profits, overhead or other consequential or incidental damages. In the event of termination, the County will be free to abandon the work or retain another consultant to complete the Work.
- (d) The obligations of the County under this agreement are contingent upon the prior appropriation of funds by the Kane County Board if applicable.
- (e) The Consultant will maintain books, records, documents, time sheets and other evidence pertinent to its performance of the Work according to generally accepted accounting principles and practices consistently applied. The County or its authorized representatives will have access to time sheets and billing data related to the Work performed under this agreement.

§ 7. Ownership of Documents and Confidentiality

The documentation for this engagement, including the work papers, is the property of the County of Kane.

§ 8. Responsibility of Consultant

The Consultant shall perform the Work in accordance with generally accepted and currently recognized practices and principles applicable to the performance thereof and in a manner consistent with that level of care and skill ordinarily exercised by professionals currently performing such work in the same locality under similar conditions. The Consultant represents and warrants that it has thoroughly reviewed the Work; that it is thoroughly familiar with the field of knowledge bearing upon the performance of the Work; that it has any licenses, permits or approvals necessary or appropriate to perform the Work; and that it can produce the Work within the term of this agreement and for the compensation stated herein.

§ 9. Indemnity and Release

The Consultant shall indemnify, defend (with counsel reasonably satisfactory to those parties to be defended), and hold the County, its elected officials, the Committee, the Director, and their respective agents and employees, harmless from any and all claims, demands, liabilities, damages, loss, cost or expense for or on account of any injury or damage which may arise solely as a result of the willful misconduct or fraudulent behavior of the Consultant, its subcontractors, and their respective employees and agents, in performing the Work. Except as to professional liability, such indemnification shall not be limited by reason of the enumeration of any insurance coverage herein provided.

The terms of this section shall apply to any claims of any kind, including but limited to contract, tort, or negligence of any party, including the County or Gilmore Marketing Concepts, Inc. (DBA GMCI Creative).

In the unlikely event that differences concerning Gilmore Marketing Concepts, Inc. (DBA GMCI Creative) services or fees should arise that are not resolved by mutual agreement, to facilitate judicial resolution and save time and expense of both parties, the County and Gilmore Marketing Concepts, Inc. (DBA GMCI Creative) agree not to demand a trial by jury in any action, proceeding, or counterclaims arising out of or relating to our services and fees for this engagement. Our services shall be evaluated solely on our substantial conformance with the terms expressly set forth herein, including all applicable professional standards.

Neither this agreement, nor any claim, rights nor licenses granted hereunder may be assigned, delegated, or subcontracted by either party without the written consent of the other party. Either party may assign and transfer this agreement to any successor that acquires all or substantially all of the business or assets of such party by way of merger, consolidation, other business reorganization, or the sale of interest or assets, provided that the party notifies the other party in writing of such assignment and the successor agrees in writing to be bound by the terms and conditions of this agreement.

§ 10. Insurance

The Consultant will obtain prior to the commencement of the Work and will maintain for a minimum of 3 years following completion of the Work the insurance coverage requested in the Proposal.

Prior to commencement of the Work, the Consultant will furnish the County with a certificate of insurance evidencing the coverage specified in the Proposal, which names the County as an additional insured on all policies except Workmen's Compensation and Professional Liability, and provides that the County will receive not less than 30 days' prior written notice of any cancellation of or material change in the policy.

- (A) **Professional Liability policy to cover all claims arising out of the Consultant's operations or premises, Sub-consultant's operation or premises, anyone directly employed by the Consultant or Sub-consultant, and the Consultant's obligation of indemnification under this Contract.**

i.	Limits:	
	Aggregate	\$2,000,000

§ 11. Equal Employment Opportunity

The equal employment opportunity clause required by the in all bid specifications therefore furnished by the County to all Vendors, contractors and subcontractors.

The County of Kane, State of Illinois, represents that it and the employing agencies responsible to it, conform to the following:

We do not discriminate against any employee or applicant for employment because of race, creed, color, age, disability, religion, sex, national origin/ancestry, sexual orientation, marital status, veteran status, political affiliation, pregnancy, or any other legally protected status. We will take whatever action is necessary to ensure that applicants and employees are treated appropriately regarding all terms and conditions of employment. We will post in conspicuous places, available

To employees and applicants for employment, notices setting forth the provisions of this nondiscrimination clause.

We will, in all solicitations or advertisements for employees placed by or on behalf of the employing agencies, state that all qualified applicants will receive consideration for employment without regard to race, color, religion, national origin, ancestry, age, sex, marital status, military status, sexual orientation, pregnancy or unfavorable discharge from military service. (Ordinance No. Res. No. 82-90, 6-10-80; Res. No. 81-79, 6-9-81; Res. No. 82-90, 6-8-82; Res. No. 05-303, 9-23-05). State law references—Illinois Human Rights Act, 775ILCS 5/1-101 et seq.

§ 12. No subcontracts

The Consultant will be held responsible for the performance of the Work. No part of the Work may be the subject of a subcontract between the Consultant and any other person without the prior written consent of the Director.

§ 13. Notice

Any notice, invoice, certification or communication required or permitted hereunder shall be sufficiently given if served personally, sent *via* fax, or sent by first class mail, postage prepaid to:

Kane County Government Center

Mark VanKerkhoff

Kane County Development Dept.

719 S. Batavia Avenue

Geneva, IL 60134

VanKerkhoffMark@KaneCountyIL.gov

Company Name

Kim Gilmore

Gilmore Marketing Concepts, Inc.

(DBA GMCI Creative)

1595 Weld Road, Suite 6

Elgin, IL 60123

kimgilmore@gmcicreative.com

Notice *via* email shall be effective as of the date and time set forth on the email produced by the sending email. Notice by first class mail shall be effective four days after mailing.


§ 14. Miscellaneous

- (a) This agreement constitutes the entire agreement between the parties and supersedes any prior agreement relating to the subject matter hereof. This agreement may be modified or amended only by a duly authorized written instrument executed by the parties hereto.
- (b) The agreement shall be governed by and construed in accordance with the laws of the State of Illinois. Any action brought under or which relates to this agreement shall be brought in Kane County, Illinois.
- (c) This agreement shall be binding upon and shall inure to the benefit of the parties and their successors and assigns, provided, however, that neither party may assign this agreement without the prior written consent of the other.
- (d) The waiver by one party of any breach of this agreement or the failure of one party to enforce at any time, or for any period of time, any of the provisions hereof, shall be limited to the particular instance and shall not be deemed to be a waiver of any future breach or a waiver of any provision of this agreement.

- (e) Nothing in this agreement shall be construed as creating any personal liability on the part of any officer, employee or agent of any public body that may be a party to this agreement, nor shall it be construed as giving any rights or benefits under this agreement to anyone other than the parties hereto.
- (f) All exhibits referred to in this agreement are attached and by this reference incorporated herein as though fully set forth.
- (g) This agreement may be executed in any number of counterparts, all such counterparts taken together constituting but one and the same agreement.

County of Kane

Consultant Name


Corinne M. Pierog, MA, MBA
Kane County Board Chairman

Kim Gilmore

Kim Gilmore
Owner

February 20, 2024

Date

Date

EXHIBIT 1

SCOPE OF SERVICES MARKETING THE FABULOUS FOX! WATER TRAIL

Scope of Work—\$200,000 August 1, 2023 through December 31, 2024

The scope of work GMCI Creative will initiate includes new creative ads and dynamic tag lines to bring people to the Fox River in Kane County to enjoy the many adventures along the river and stay the night in our local hotels.

AD CREATION—

The ads GMCI Created are bright and vibrant, showing the new FF!WT trail designation signage that Kane County created this past year, we created a set of tag lines, headlines and follow through copy that is easy to understand and informative. The “_____ where the Fox Goes – through Kane County” tag line will follow all print and digital advertising. We will create digital and traditional print ads, geofence and display ads to match this look. The tag line will be used with dozens of words and images. Stay, Bike, Wander, Follow, Explore, Hike, Paddle, Dine, Play, Learn, Relax, Celebrate, Fish, Book, Watch, Visit, Run, Race, Plant, Clean, Understand, Research, Travel, See and more. Photography will be taken along the River to go with these tag lines. Images of people fishing, picnicking, dining in restaurants, paddling, bike riding, staying in a hotel, getting married, having parties, running races, planting sustainable plants, and more will be staged with local residents all along the Fox River in Kane County. The ads will also have the mile marker of the place the photos were taken on the trail designation signage to help people interested in the ads know where to visit on the river.

Ad creation will also include this custom photography up and down the County along the Fox River.

BRANDING

Using the FF!WT’s current 2 paddles logo, GMCI will create a full set of brand standards with CMYK, RGB and web colors specified. These brand standards will make sure the logo is available in all digital formats for usage in all digital and print mediums. The brand designs our marketing consultants presented uses a pallet of colors they will standardize into the brand recommendations with all color formulas.

PUBLIC RELATIONS

GMCI will coordinate with radio, television, newspapers, and magazines on a local and regional level to pitch stories and news information about the FF!WT in Kane County. These public relations stories will be collaborative with the local CVB’s for cross marketing of the Trail and other area tourist hot spots, hotels and stays. When the Trail becomes a Nationally Designated Water Trail, GMCI will assist with an invited PR event with Kane County Officials announcing the news at a designated launch site. This PR event will come with a branded digital package of information, photos, and videos for each of the press agents attending along with information on local stays near the new National Water Trail.

DIGITAL MARKETING

GMCI will coordinate digital marketing methods such as back-end website search engine optimization (SEO), search engine marketing (SEM), and content marketing on the current website and the Kane County landing page. The FF!WT website does not have any back-end SEO or geotags to get the site indexed with a better score for Google searches. The current website is not web 2.0 responsive and as mobile friendly as it should be for the best UX/UI. GMCI will update all of this and will create inbound and outbound links to collaborative groups, park districts, forest preserves and municipalities for additional SEO power.

GMCI will create 3-4 short Trail videos with local guides and influencers showing perspective Trail paddlers how to find a local launch, how to launch a kayak, where to rent a kayak, how to use a portage area etc. These short 1 minute or less videos will run on a branded YouTube channel, Kane social channels and partner social spaces. They will also be imbedded in local drip marketing such as Kane County Connects newsletters and Park District program pages.

CURRENT WEBSITE

GMCI will create a Kane County landing page will have an easy-to-read Water Safety Guide for new paddlers. This downloadable and mobile friendly guide will have easy to read steps and illustrations to let new paddlers know how to safely navigate the trail. Summit respondents wanted to make sure Trail users felt safe on the River and knew how to stay safe while paddling, this tool will help users learn correct water safety. On these current website pages, we will offer small clickable outbound links to local hotels for overnight stays. We will create this Kane County landing page attached to the current website set the brand tone moving forward. This landing page will include custom videos and photography taken by GMCI.

GMCI will create this Kane County landing page ahead of the FF!WT home page that all ads can land on to decipher Kane County's marketing and count all links on to the page through analytics tracking. We will add event trackers in Google analytics to see where people click and create the best-case UI/UX design. Different landing pages will be created per ad depending on the mile marker ad users click on. This landing page set up will be turn-key for use in other FF!WT Counties.

Google analytics will be followed and analyzed to create the best targeted digital ads. GMCI will create more in-depth Google Analytics tracking with conversions, events and dimensions programmed for analysis.

DRIP MARKETING

In the summer months the Trail will have a monthly short newsletter and video email that goes to people that sign up on the Trail's website. This eblast will give tips on paddling, fishing, canoeing, or new amenity highlights on shore including places to eat and stay. Each month will also highlight a local guide or outfitter to help people connect to the river. Each newsletter will be turned into a blog on the main website for added SEO.

DIGITAL DISPLAY ADVERTISING

GMCI Creative will produce the digital display marketing creative pieces in many forms.

- Online social ads campaign
- Online digital display ads campaign
- Online OTT and Geofence display ads campaign

Included in this digital display advertising will be influencer marketing, content automation, campaign marketing, data-driven marketing, organic social media marketing, social media optimization, e-mail direct marketing, and display advertising.

MULTI-LINGUAL MARKETING

GMCI will create multi-lingual marketing of the Trail through local Hispanic newspapers and digital channels.

AUDIO/VIDEO PRODUCTION, ANIMATION, AND DIGITAL DESIGN

GMCI will create 6-8 influencer videos, grass roots social campaigns, video display ads and how to videos, all custom made to move the FF!WT brand forward in Kane County.

SOCIAL MEDIA

GMCI will film and produce Facebook, Instagram stories, YouTube and Tic Tok videos and more for the brand to get their information in front of tourists and locals wanting to visit.

VIDEO DISPLAY ADS

The video display ads in search engines are very powerful and convert at a higher rate than any other type of PPC marketing. GMCI will create video ads for FF!WT to hit Kane County's target market directly where tourists search.

CULTURE AND INFLUENCER VIDEOS

Highlighting launch and paddle education experiences through local paddle influencers is a cutting-edge way to get in front of a large group of in a very quick way. GMCI will create 3-4 of these paddle education pieces.

TESTIMONIALS

Video testimonials are an amazing way to have happy paddlers toot FF!WT's horn. GMCI will create 3-6 quick, 15 second testimonial videos for social media, or longer story-based videos for websites and events. All these help customers know the FF!WT brand and feel comfortable visiting and using the Fox River.

CUSTOM PHOTOGRAPHY AND VIDEOGRAPHY

GMCI will create custom photography up and down the Fox Valley in Kane County that would correlate with the River Mile signs and latitude and longitude on the ads. We want the viewer to envision themselves in the space. These images will be highly filtered for radiant sunlight and emotional feel. These tourist videos will be used across all platforms.

TRACKER APP/ LOYALTY POINTS

GMCI will begin research on a FF!WT app that avid paddlers and beginner alike can track their excursions, find a hotel or grab a bite to eat. This app can link to Apple or Fitbit trackers and can track loyalty points. Many times, apps are easier to use on the fly as they do not require as much bandwidth and cellular availability. All maps and itineraries along the Water Trail can be incorporated into the app.

COLLABORATION WITH CONVENTION AND VISITORS' BUREAUS, FOREST PRESERVES, PARK DISTRICTS, CHAMBERS OF COMMERCE, MUNICIPALITIES AND LOCAL ORGANIZATIONS.

- GMCI will Create digital and print ads with empty space to add individual organization's logo, website, and information at the bottom of the ad.
- GMCI will create co-op advertising with matching Kane County dollars for local hotels, restaurants, and shops. If a local hotel wants to run a special for their overnight stays, Kane County will match dollars by half for ads that also promote the River and the FF!WT.
- GMCI will create a link to the CVB that has jurisdiction over each highlighted mile marker area. Use the saying "Want to go beyond the Fox? Visit the local CVB for more fun things to do and places to stay in Kane County"
- GMCI will create 15-20 social posts following the branding of the new ads. We will give these to the CVB's to post on their social spaces throughout the year.
- GMCI will update all FF!WT brochures for CVB to imprint their information or logo on the bottom.
- GMCI will make all CVB logos on FF!WT website clickable to their pages.
- GMCI will create a link for each launch area on the FF!WT website to have a clickable link to the local CVB that has jurisdiction on the launch area.
- GMCI will share all images the FF!WT produces and uses on their website with the local CVB's so the images can be used on the CVB's websites to keep brand and image recognition consistent. For example, if we have nice new photos of a launch in Aurora, we will share those images with the Aurora CVB to use on their site to highlight the launch as well.
- GMCI will collaborate on the ad words the CVB's use so as not to compete for the same digital spend.
- GMCI will host bi-annual meeting with the CVB's to discuss ad buys and collaborate on matching dollars ads.
- GMCI will share the launch instruction/ portage instruction videos as they are made so the CVB's can put them on their sites and social spaces with links to the FF!WT Kane County Landing page.

We have come up with a detailed budget \$200,000. There is a detailed media mix of digital, geofence, search engine, social media, and OTT advertising for 2023. As well as display network billboards, bus tails, display print ads and point of sale marketing. This budget also includes public relations events and sponsorships of charity runs along the river, river fests, and other events adjoining the river to promote the FF!WT in Kane County. We have also budgeted for content marketing including "how to launch" videos for each launch point, portage etc. Landing pages for easy mobile access for those already on the river, and influencer and culture videos to bring in new friends of the Fox. This document also includes print and local radio advertising, email newsletters for collaborative sharing, blogs, search engine optimization and website back-end updates for easy Google searches. We have created this spread sheet budget detailing exactly which month pieces will begin, how long they will run and how much will be spent monthly. We have created a diverse media mix across all platforms

\$200,000.00 Budget (August 2023- December 2024)

Regional and Local Digital advertising

Digital advertising	\$33,600.00
Geofence advertising	\$6,000.00
Search engine advertising	\$16,000.00
Social media advertising	\$16,000.00
OTT advertising	\$9,000.00

Display Marketing

Billboards	\$30,000.00
Bus tails	\$15,000.00
Display print ads	\$3000.00
Point of sale ads	\$3000.00

Public Relations

Public events	\$1000.00
Sponsorships	\$7500.00
Press Releases	\$1000.00
County Events	\$2000.00

Content Marketing

Launch videos	\$21,000.00
Landing page	\$2400.00
Influencer videos	\$3000.00
Culture videos	\$3000.00

Online

Blogs	\$2500.00
Website updates	\$6000.00
SEO	\$4000.00
Email newsletter	\$900.00

Other source advertising

Print brochure	\$2500.00
Radio	\$8000.00
Premium items	\$3600.00

(See detailed budget spreadsheet)

Performance measures:

Kane County will work with GMCI Creative through the Trello online project management software for full transparency and direct concise communication. All marketing campaigns and media buys are planned through Trello months in advance with monthly spend assessments and end of month reassessments. All content is collaborative, pitched and created well in advance of any ad spend. All links, landing/web pages, copy, imagery, sales funnels, audience targets, multi-channel markets and ROI targets are recommended, planned, designed, and approved through online project management software that all parties can access. Each week all campaigns are reassessed through Agency Analytics and reported out of Google Data Studio. Reports can be pulled directly by Kane County, or GMCI can send weekly and monthly ad spend and ROI reports. All parties will meet at least once a month to discuss costs, changes, response rate and A&B testing on all ads, paid and organic. All landing pages, websites, digital ads and geofence ads will be tracked with a full suite of Google Analytics embedded in the code.

Our base digital advertising will target the 0-100-mile radius of the Fox River Valley in Kane County. We will run both Spanish and English ads in these geotargeted campaigns. The ads will specifically be targeted with the tag lines specified and targeted keywords enlisted.

EXHIBIT 2

(Fees and Hourly Rates)

See attached Fees and Rate Schedule

Director	\$150.00 hr.
Marketing or social media Manager, Web Programmer, Graphic Artist, Videographer	\$75.00 hr.
Copy writer, PR, Media Buyer Market Analyst, Web Designer	\$50.00 hr.
Assistant, Intern	\$20.00 hr.

Hourly Rates Per Level Plus Job Description

Director/Coordinator

Participation and coordination of marketing calls as needed. Dissemination of marketing strategies and branding to local team. Coordination with mid-level staff on all aspects of work.
\$150.00 per hour

On or Off-site Event Coordinator/ Public Relations Director

Works with the Director/Coordinator and the client to plan and organize all marketing, outreach, advertising, PR messaging. Coordinates with on-site staff, the client, vendors or media, social media staff, photographers, PR and reporters for seamless events. Handles 24-7 crisis situation public relations. Can perform multiple staff duties to cut costs on multiple levels of staff.
\$75.00 per hour

Marketing Social Media Manager

Cover all events required to document on social channels. Coordinate any social media coverage through the client and the designated media plan. Curates' additional social media through research and coordination with Public Relations Assistant and client Coordinators. Compiles reports, and tweaks needs for better response with each post campaign. Does not include cost of social media ad placements. Can perform multiple staff duties to cut costs on multiple levels of staff.
\$75.00 per hour

Public Relations Assistant

Works with the Public Relations Director to disseminate PR to media outlets. Finds additional PR opportunities for the client and coordinates any events with Event Coordinator. Hosts media at property for events if needed. Handles any adverse media with the client and Director/Coordinator. Can perform multiple staff duties to cut costs on multiple levels of staff.

\$50.00 per hour

Copy Writer

Produces engaging copy for different advertising channels such as social media, web and print. Research keywords, proofreading and finalizing all copy through the Public Relations Director.

\$50.00 per hour

Graphic Artist

Produces engaging design to follow brand standards and direction of marketing plans. Produces high quality designs at the discretion of the Director/Coordinator.

\$75.00 per hour

Web Programmer

Works directly with the client and the Director/Coordinator for website updates improvements, and additional pages.

\$75.00 per hour

Web Designer

Makes website updates and design changes as directed by Web Programmer and Director/Coordinator.

\$50.00 per hour

Videographer

Planning, filming, and editing videos for social media, online and paid advertising. Works directly with the Social Media Manager and Director/Coordinator.

\$75.00 per hour

Marketing & Social Media Assistants

Assists with social media posting, scheduling, monitoring, and reports.

\$20.00 per hour

Media Buyer and Social Media Ads Expert

Estimates, budgets, data analyzes and books all media.

\$50.00 per hour

Marketing Data Analyst

Collects and analyzes data on ongoing marketing programs, competition, research, buying habits, preferences and more.

\$50.00 per hour

Exhibit 1

SCOPE OF SERVICES

MARKETING THE FABULOUS FOX! WATER TRAIL

Scope of Work—\$100,000 January 1, 2026, through December 31, 2026

The scope of work GMCI Creative will initiate includes new creative ads and dynamic tag lines to bring people to the Fox River in Kane County to enjoy the many adventures along the river and stay the night in our local hotels. This includes a new campaign highlighting America's 205th anniversary with the Log 250 for America's 205th on the Fabulous Fox! National Water Trail.

AD CREATION—

The ads GMCI Created are bright and vibrant, showing the FF!WT trail designation signage that Kane County created, we created a set of tag lines, headlines and follow through copy that is easy to understand and informative. The “_____ where the Fox Goes – through Kane County” tag line will follow all print and digital advertising. We will create digital and traditional print ads, geofence and display ads to match this look. The tag line will be used with dozens of words and images. Stay, Bike, Wander, Follow, Explore, Hike, Paddle, Dine, Play, Learn, Relax, Celebrate, Fish, Book, Watch, Visit, Run, Race, Plant, Clean, Understand, Research, Travel, See and more. Photography will be taken along the River to go with these tag lines. Images of people fishing, picnicking, dining in restaurants, paddling, bike riding, staying in a hotel, getting married, having parties, running races, planting sustainable plants, and more will be staged with local residents all along the Fox River in Kane County. These ads will be run throughout the county and beyond for awareness and hotel night stays.

Ad creation will also include this custom photography up and down the County along the Fox River.

Log 250 for America's 205th

In 2026, the United States will celebrate its **250th anniversary**—a historic milestone honoring the nation's journey since 1776. As part of the nationwide **America 250 Initiative**, the **Fabulous Fox! National Water Trail** will host a year-long challenge that connects this national celebration to local adventure, health, and community engagement.

The “**Log 250 for America's 250**” Challenge invites participants to **HIKE, BIKE, RUN, WALK, ROLL, or PADDLE 250 miles in 2026** along the National Trail in Kane County, Illinois. Participants

can log their miles throughout the year while exploring the scenic beauty and diverse communities of the **Fabulous Fox! National Water Trail**, a designated National Water Trail recognized for its recreational and ecological value.

This campaign celebrates **America's semiquincentennial** through outdoor exploration, fitness, and unity—encouraging people of all ages and abilities to make their miles part of history. At the end of their 250-mile journey, participants earn a **custom decorative medal**, and a T-shirt symbolizing achievement and connection to this once-in-a-lifetime celebration.

PUBLIC RELATIONS

GMCI will coordinate with radio, television, newspapers, and magazines on a local and regional level to pitch stories and news information about the FF!WT in Kane County. These public relations stories will be collaborative with the local CVB's for cross marketing of the Trail and other area tourist hot spots, hotels and stays. When the Trail becomes a Nationally Designated Water Trail, GMCI will assist with an invited PR event with Kane County Officials announcing the news at a designated launch site. This PR event will come with a branded digital package of information, photos, and videos for each of the press agents attending along with information on local stays near the new National Water Trail.

DIGITAL MARKETING

GMCI will coordinate digital marketing methods such as back-end website search engine optimization (SEO), search engine marketing (SEM), and content marketing on the current website and the Kane County landing page. GMCI will continue creating and updating inbound and outbound links to collaborative groups, park districts, forest preserves and municipalities for additional SEO power.

GMCI will create 3-4 short Trail videos with local guides and influencers showing perspective Trail paddlers how to find a local launch, how to launch a kayak, where to rent a kayak, how to use a portage area etc. These short 1 minute or less videos will run on a branded YouTube channel, Kane social channels and partner social spaces. They will also be imbedded in local drip marketing such as Kane County Connects newsletters and Park District program pages.

CURRENT WEBSITE

GMCI maintains and updates the current wherethefoxgoes.com website with regular backups, content updates, uptime and security monitoring, malware scanning, performance optimization and landing page additions for Log 250 campaign.

Google analytics will be followed and analyzed to create the best targeted digital ads. GMCI will create more in-depth Google Analytics tracking with conversions, events and dimensions programmed for analysis.

DRIP MARKETING

In the summer months the Trail will have a monthly short newsletter and video email that goes to people that sign up on the Trail's website. This eblast will give tips on paddling, fishing, canoeing, or new amenity highlights on shore including places to eat and stay. Each month will also highlight a local guide or outfitter to help people connect to the river. Each newsletter will be turned into a blog on the main website for added SEO.

DIGITAL DISPLAY ADVERTISING

GMCI Creative will produce the digital display marketing creative pieces in many forms.

- Online social ads campaign
- Online digital display ads campaign
- Online OTT and Geofence display ads campaign

Included in this digital display advertising will be influencer marketing, content automation, campaign marketing, data-driven marketing, organic social media marketing, social media optimization, e-mail direct marketing, and display advertising.

MULTILINGUAL MARKETING

GMCI will create multi-lingual marketing of the Trail through local Hispanic newspapers and digital channels.

AUDIO/VIDEO PRODUCTION, ANIMATION, AND DIGITAL DESIGN

GMCI will create influencer videos, grass roots social campaigns, video display ads and how to videos, all custom made to move the FF!WT brand forward in Kane County.

SOCIAL MEDIA

GMCI will film and produce Facebook, Instagram stories, YouTube and Tic Tok videos and more for the brand to get their information in front of tourists and locals wanting to visit.

VIDEO DISPLAY ADS

The video display ads in search engines are very powerful and convert at a higher rate than any other type of PPC marketing. GMCI will create video ads for FF!WT to hit Kane County's target market directly where tourists search.

CULTURE AND INFLUENCER VIDEOS

Highlighting launch and paddle education experiences through local paddle influencers is a cutting-edge way to get in front of a large group of in a very quick way. GMCI will create 3-4 of these paddle education pieces.

CUSTOM PHOTOGRAPHY AND VIDEOGRAPHY

GMCI will create custom photography up and down the Fox Valley in Kane County that would correlate with the River Mile signs and latitude and longitude on the ads. We want the viewer to envision themselves in the space. These images will be highly filtered for radiant sunlight and emotional feel. These tourist videos will be used across all platforms.

COLLABORATION WITH CONVENTION AND VISITORS' BUREAUS, FOREST PRESERVES, PARK DISTRICTS, CHAMBERS OF COMMERCE, MUNICIPALITIES AND LOCAL ORGANIZATIONS.

Deliverables

Advertising & Promotional Assets:

- **Digital Ads:** Display banners, social media ads (Facebook, Instagram, TikTok, Compass Networks, Google), retargeting.
- **Website Landing Page:** Central hub for sign-ups, mile logging, maps, and leaderboard tracking using runsignup.com. <https://runsignup.com/Race/IL/KaneCounty/Log250>
- **Print Collateral:** Posters and rack cards for tourism display centers, and partner businesses.
- **Broadcast Media:**
 - Radio spots (15–30 seconds) promoting the challenge and community involvement, as well as awareness campaigns for the FF!WT.
 - Television commercials featuring stunning trail footage, user testimonials, and patriotic music.

- **Public Relations:** Press releases, media kits, and feature stories for regional and national outlets.
- **Merchandise:** Custom medals, T-shirts, pins, stickers, and over river banners.
- **Email & Social Campaigns:** Monthly milestone check-ins, participant highlights, and leaderboard updates.

We have come up with a detailed budget \$100,000 or if grant funds are awarded, \$200,000. There is a detailed media mix of digital, geofence, search engine, social media, and OTT advertising for 2026. As well as display network billboards, bus tails, display print ads and point of sale marketing. This budget also includes public relations events and sponsorships of charity runs along the river, river fests, and other events adjoining the river to promote the FF!WT in Kane County. We have also budgeted for content marketing including “how to launch” videos for each launch point, portage etc. Landing pages for easy mobile access for those already on the river, and influencer and culture videos to bring in new friends of the Fox. This document also includes print and local radio advertising, email newsletters for collaborative sharing, blogs, search engine optimization and website back-end updates for easy Google searches. We have created this spread sheet budget detailing exactly which month pieces will begin, how long they will run and how much will be spent monthly. We have created a diverse media mix across all platforms

\$100,000 budget

Spreadsheet of budgets attached.

Performance measures:

Kane County will work with GMCI Creative through the Trello online project management software for full transparency and direct concise communication. All marketing campaigns and media buys are planned through Trello months in advance with monthly spend assessments and end of month reassessments. All content is collaborative, pitched and created well in advance of any ad spend. All links, landing/web pages, copy, imagery, sales funnels, audience targets, multi-channel markets and ROI targets are recommended, planned, designed, and approved through online project management software that all parties can access. Each week all campaigns are reassessed through Agency Analytics and reported out of Google Data Studio. Reports can be

pulled directly by Kane County, or GMCI can send weekly and monthly ad spend and ROI reports. All parties will meet at least once a month to discuss costs, changes, response rate and A&B testing on all ads, paid and organic. All landing pages, websites, digital ads and geofence ads will be tracked with a full suite of Google Analytics embedded in the code.

Our base digital advertising will target the 0–100-mile radius of the Fox River Valley in Kane County. We will run both Spanish and English ads in these geotargeted campaigns. The ads will specifically be targeted with the tag lines specified and targeted keywords enlisted.

FFIWT MARKETING BUDGET 2026

CATEGORY	Q1							Q1 actual	Q2							Q2 actual	JUL	JUL	AUG
	JAN	JAN	FEB	FEB	MAR	MAR	Q1 TOTALS		APR	APR	MAY	MAY	JUN	JUN	Q2 TOTALS				
Regional & Local Digital Advertising																			
Digital Advertising		\$ 500.00		\$ 500.00		\$ 500.00	\$ 1,500.00		\$ 1,000.00	\$ 500.00	\$ 1,000.00	\$ 500.00	\$ 1,000.00	\$ 500.00	\$ 4,500.00		\$ 1,000.00	\$ 500.00	\$ 1,000.00
Geofence Advertising																			
Search Engine Advertising																			
Social media Advertising		\$ 500.00		\$ 500.00		\$ 500.00	\$ 1,500.00		\$ 500.00	\$ 500.00	\$ 500.00	\$ 500.00	\$ 500.00	\$ 500.00	\$ 3,000.00		\$ 500.00	\$ 500.00	\$ 500.00
OTT advertising																			
Display Marketing																			
Billboards																			
Bus bills																			
Display print ads					\$ 3,200.00		\$ 3,200.00												
POP																			
Public Relations																			
Public Events																			
Sponsorships (some number as 2024)																			
Press Releases																			
Social Media monthly updates/posts/managemet	\$ 250.00	\$ 250.00	\$ 250.00	\$ 250.00	\$ 250.00	\$ 250.00	\$ 1,500.00		\$ 250.00	\$ 250.00	\$ 250.00	\$ 250.00	\$ 250.00	\$ 250.00	\$ 1,500.00		\$ 250.00	\$ 250.00	\$ 250.00
Content Marketing																			
Videos		\$ 1,000.00			\$ 1,000.00		\$ 2,000.00												
Landing Page		\$ 2,500.00		\$ 1,000.00		\$ 1,000.00	\$ 4,500.00		\$ 1,000.00		\$ 1,000.00		\$ 1,000.00		\$ 3,000.00		\$ 1,000.00		\$ 1,000.00
Influencer Videos																			
Culture Videos																			
Online																			
Blog																			
Website maintenance, SEO & updates	\$ 1,000.00	\$ 500.00	\$ 1,000.00	\$ 500.00	\$ 1,000.00	\$ 500.00	\$ 4,500.00		\$ 1,000.00	\$ 500.00	\$ 1,000.00	\$ 500.00	\$ 1,000.00	\$ 500.00	\$ 4,500.00		\$ 1,000.00	\$ 500.00	\$ 1,000.00
SEO, design updates & ad creation	\$ 1,000.00			\$ 1,000.00		\$ 1,000.00	\$ 3,000.00		\$ 500.00	\$ 500.00	\$ 500.00	\$ 500.00	\$ 500.00	\$ 500.00	\$ 3,000.00		\$ 500.00	\$ 500.00	\$ 500.00
Maintenance & Subscription for Run Sign Up		\$ 2,500.00		\$ 500.00		\$ 500.00	\$ 3,500.00			\$ 500.00					\$ 500.00	\$ 1,500.00		\$ 500.00	
Email Newsletter		\$ 300.00					\$ 300.00		\$ 300.00						\$ 300.00		\$ 300.00		
Other Source Advertising																			
Print-		\$ 3,000.00					\$ 3,000.00												
Radio																			
Other																			
Premiums—FFIWT																			
Premiums—tshirts, pins and medals		\$ 5,500.00					\$ 5,500.00												
Marketing research and recommendations		\$ 2,500.00	\$ 1,000.00	\$ 1,000.00	\$ 1,000.00	\$ 1,000.00	\$ 6,500.00		\$ 1,000.00	\$ 500.00	\$ 1,000.00	\$ 500.00	\$ 1,000.00	\$ 500.00	\$ 4,500.00		\$ 1,000.00	\$ 500.00	\$ 1,000.00
Emergency funds left over budget																			
TOTALS							\$ 40,500.00								\$ 25,800.00				

Key

America 250 budgets

FFIWT Regular budget

Totals

[illegible]

STATE OF ILLINOIS)

SS.

COUNTY OF KANE)

PRESENTATION/DISCUSSION NO. TMP-26-011

LAND/CASH ANNUAL REPORT 2025

COUNTY OF KANE

KANE COUNTY DEPARTMENT OF ENVIRONMENTAL & WATER RESOURCES



Jodie L. Wollnik, P.E., CFM
Director

County Government Center
719 Batavia Avenue
Geneva, IL 60134
Phone: (630) 232-3497
Fax: (630) 208-3837
e-mail: WollnikJodie@co.kane.il.us
website: <http://www.co.kane.il.us>

MEMORANDUM

To: Kane County Land/Cash Subcommittee & Kane County Development Committee
From: Jodie L. Wollnik, Plat Officer
CC: File
Date: January 20, 2026
Re: Subdivision Ordinance Land/Cash Annual Review For 2025

One new Subdivision was completed in the last year:

Oehler Subdivision – one new single-family parcel was created. School District 300 received \$5,906.25, and Dundee Township Park District received \$5,985.00, from this subdivision.

Three new Residential homes met their obligation for Land/Cash through the building permit process:

Schools that benefited from the process:

Central District 301	\$ 910.00
Kaneland District 302	\$ 504.00
Batavia District 101	\$5,379.00

Parks that benefited from the process:

Burlington Park District	\$1,755.00
Kane County Forest Preserve	\$1,600.00
Batavia Park District	\$3,040.00

One single-family residence sought relief from the Land/Cash Ordinance:

Relief was granted by the Development Committee October 21, 2025. This was based on discovery that the amount of Land/Cash due, was less than what the parcel was currently paying in taxes.

Action Requested:

Place 2025 Annual Report on file.

STATE OF ILLINOIS)
COUNTY OF KANE) SS.

RESOLUTION NO. TMP-26-094

**AUTHORIZING FUNDING FOR THE VILLAGE OF BIG ROCK ROUTE 30
STORM SEWER PROJECT UNDER THE COST-SHARE DRAINAGE
PROGRAM AND FEE IN LIEU OF DETENTION FUNDING**

WHEREAS, the Village of Big Rock lacks modern drainage facilities to convey stormwater to Welch Creek and has historic flooding that impacts businesses, residents and farmers; and

WHEREAS, in 2018, a watershed study was completed in connection with the Dauberman Road project to assess the drainage issues in the Village of Big Rock that identified storm drainage options that would improve the drainage within the Village along Route 30; and

WHEREAS, in 2020, the Village of Big Rock applied for and received a DCEO Infrastructure Grant from the State of Illinois in the amount of \$1,966,593 for the construction of the drainage improvements along Rt 30 in the Village of Big Rock with the Village and Big Rock Township contributing \$225,000 towards the engineering; and

WHEREAS, in December of 2025, after significant permitting delays and resulting impact of inflation of prices, the Village bid the project and bids were received on January 9, 2026 with Performance Construction being the lowest qualified contractor with a bid amount of \$2,235,867.00; and

WHEREAS, the Village qualifies under the Cost-Share Drainage program as well as the Fee In Lieu fund for the regional detention facility that is constructed as part of the project and funds are available and were budgeted in the FY2026 budget.

NOW, THEREFORE, BE IT RESOLVED that the Kane County Board is directed to provide funding in the amount of \$330,000.00 to the Village of Big Rock for the Rt 30 Storm Sewer project and increase the FY 2026 budget to include a total of \$100,000 from Fee In Lieu Fund 403 with the remaining funding from Cost-Share Fund 405.

+ \$70,000.00	Fund Balance Utilization	403.690.000.39900
-(\$70,000.00)	Contractual/Consulting Services	403.690.713.50150

Passed by the Kane County Board on February 10, 2026.

John A. Cunningham, MBA, JD, JD
Clerk, County Board
Kane County, Illinois

Corinne M. Pierog MA, MBA
Chairman, County Board
Kane County, Illinois

Vote:



RESOLUTION / ORDINANCE EXECUTIVE SUMMARY ADDENDUM

Title

Authorizing Funding for the Village of Big Rock Route 30 Storm Sewer Project Under the Cost-Share Drainage Program and Fee in Lieu of Detention Funding

Committee Flow:

Development Committee, Finance and Budget Committee, Executive Committee, County Board

Contact:

Jodie Wollnik, 630.232.3499

Budget Information:

Was this item budgeted? Yes	Appropriation Amount: \$330,000
If not budgeted, explain funding source: N/A	
Was this item passed through the appropriate committee? Yes	

Summary:

The attached Resolution provides funding for a critical storm sewer project in the Village of Big Rock. The Village, in addition to funding the original engineering, will be contracting to fund the construction administration portion of the project. Due to permitting delays, inflation over the past few years increased the construction budget. Kane County approved \$330,000 in the FY2026 budget to provide funding under the Cost-Share Drainage and Fee in Lieu of Detention funds. The Resolution requests a budget adjustment to utilize more Fee in Lieu funding and less Cost-Share Drainage funding. The Fee in Lieu total funding would increase from \$30,000 to \$100,000 and the Cost-Share funding decreased from \$300,000 to \$230,000.



NOTICE TO CONTRACTORS BULLETIN

SPRINGFIELD, IL 62764

Thursday, December 4,
2025

BULLETIN NO.25 - 49

This bulletin is issued weekly by the Bureau of Local Roads and Streets. It may be viewed or downloaded via the Illinois Department of Transportation's Internet Website at <https://idot.illinois.gov/> under Doing Business, Procurements, Construction Services, Bulletins tab, Contractors Bulletin.

You may also receive it automatically once per week via email. Prepare an email to the IDOT subscription server by using the following email address and with the information as noted below:

1. Send blank e-mail message to: subscribe-dot-localroadsbulletin@lists.illinois.gov. (do not type anything into the subject or body area; just send as is)
2. A confirmation e-mail will be sent to you.
3. Click on the first link provided in the confirmation email you received.
4. You will now receive another email confirming that you have been subscribed.

PREQUALIFICATION OF BIDDERS. Proposals requiring prequalification of bidders will be issued only to those contractors who are qualified with the Department of Transportation. Prequalification forms may be secured from the Engineer of Construction, Administration Building, 2300 South Dirksen Parkway, Springfield, IL 62764.

PLANS AND PROPOSALS. Unless otherwise noted, plans and proposals may be obtained at the office of the local agency advertising for bids. The plans and proposals are each a call for bids containing all requirements governing the letting and performance of the particular contract including but not limited to any applicable requirements for the payment of prevailing rates of wages for labor are required by law. Any questions regarding individual plans and proposals should be directed to the local agency advertising for bids or the appropriate district office of local roads and streets.

PROPOSALS "NOT FOR BIDDING". Contract proposals marked "Not for Bidding" may be issued to companies furnishing materials and equipment to contractors.

NONDISCRIMINATION REQUIREMENTS. All bidders are hereby notified that the counties and municipalities having work, or procurement of materials advertised in the bulletin are required to affirmatively insure that the contract, entered into pursuant to this advertisement, will be awarded to the lowest responsible bidder without discrimination on the grounds of race, color, sex or national origin.

RESPONSIBLE BIDDER REQUIREMENTS. All bidders are hereby notified that any proposal requiring work to be performed by a contractor requires the prime and subcontractors to participate in an approved training program UNLESS FEDERAL FUNDS are involved. All bidders must complete BLR12325 (if required) and return with the bidders' proposals. If BLR12325 is not completed, the bid will not be read.

PART I

SEE PREVIOUS BULLETINS for details of the following improvements which are scheduled for letting on the dates below.

	County/city	Section #	Letting Date	Letting Time
District: 1				
	Lake	19-00132-05-CH	12/9/2025	10:00AM
	Lake	21-00110-15-BT	12/9/2025	10:00AM
	Will	22-00048-05-BR	12/17/2025	09:30AM
	Will	26-00000-02-GM	12/17/2025	09:30AM
District: 2	No Advertisements in previous bulletin			
District: 3	No Advertisements in previous bulletin			
District: 4	No Advertisements in previous bulletin			
District: 5	No Advertisements in previous bulletin			
District: 6	No Advertisements in previous bulletin			
District: 7	No Advertisements in previous bulletin			
District: 8	No Advertisements in previous bulletin			
District: 9	No Advertisements in previous bulletin			

PART II

The following notices for lettings to be held at the Office of the SUPERINTENDENT OF HIGHWAYS, COUNTY ENGINEER, COUNTY CLERK OR MUNICIPAL CLERK at the times and places shown below are appearing in this bulletin for the first time. Plans and proposals for these improvements may be secured at the office of the awarding agency.

District: 1 Cook, DuPage, Kane, Lake, McHenry, Will

City/County	Section No.	Time	Date	Location of Letting
Big Rock	N/A ### Non-MFT	10:00AM	1/9/2026	47W 911 6th St, Big Rock, IL 60511

Description: CONSTRUCTION OF 36"-48" CONCRETE STORM SEWER TO PROVIDE DRAINAGE RELIEF FOR THE VILLAGE. THE IMPROVEMENTS WILL ALSO INCLUDE NECESSARY SHOULDER AND DRIVEWAY REPLACEMENT, PARKWAY RESTORATION, AND WITH A PERPENDICULAR STORM SEWER CROSSING ALONG US ROUTE 30 WITH PATCHING

Project Location: US Route 30, 1000 ft east of Jefferson Avenue to Welch Creek

Proposal Available: Email Jacob Thede at jthede@bla-inc.com and a link for the plans and project documents will be provided.

Proposal Fee: \$0.00

INVITATION TO BID

The Village of Big Rock, Illinois is soliciting sealed bids for the

US Route 30 Storm Sewer Project

Project: The work shall consist of approximately 2,179 linear feet of 48" concrete storm sewer to provide drainage relief for the Village. The improvements will also include necessary shoulder and driveway replacement, parkway restoration, and with a perpendicular storm sewer crossing along US Route 30 with patching. Bid Alternatives A & B are included in the plans and bid documents for an additional approximately 794 linear feet of 36" storm sewer and 2,947 linear feet of 48" storm sewer along with the associated work for installation. The project includes all incidental and collateral work necessary to complete the improvements as shown in the plans and described herein.

Sealed bids will be received until **10:00 AM**, on **Friday, January 9, 2026**, in the office of Village of Big Rock, 405 Madison Avenue, at which time they will be publicly opened and read aloud. It is the responsibility of the bidder to meet all requirements of the bid documents.

Plans, Project Specifications and complete bid documents may be obtained by email at jthede@bla-inc.com, beginning **Thursday, December 4, 2025**.

No bid shall be withdrawn after opening of bids without consent of the Village of Big Rock for a period of ninety (90) days after the scheduled time of opening bids.

Bidders are advised of the following requirements of this contract: 1) Illinois Prevailing Wage; 2) Adherence to Public Act 30 ILCS 559/20-1 et seq of Illinois Works Job Program Act.; 3) Adherence to Public Act 30 ILCS 575/0.01 et seq of Business Enterprise Program for Minorities, Females, and Persons with Disabilities Act.; 4) Adherence to Public Act 30 ILCS 570/0.01 et seq of Employment of Illinois Workers on Public Works Act. Bidders shall also be fully compliant with the project requirements and provisions for the Illinois Department of Commerce and Economic Opportunity (DCEO) Grant #22-921003 and the Illinois Works Apprenticeship Initiative. More details on specific DECO requirements can be found within the bid documents.

Prequalification of Bidders in accordance with the applicable parts of IDOT Bureau of Local Roads and Streets Recurring Special Provision "Bidding Requirements and Conditions for Contract Proposals" (Check Sheet LRS 6) will be required of all bidders on this proposal.

The Board of Trustees of the Village of Big Rock reserves the right to reject any and all bids or to waive any technicalities, discrepancies, or information in the bids. The Village of Big Rock does not discriminate in admission, access to, treatment, or employment in its programs and activities.

General questions regarding this Invitation to Bid shall be directed to Jacob Thede, P.E., at jthede@BLA-inc.com or 630-438-6400. All detailed questions concerning the actual bid specifications are to be forwarded in writing via email to: jthede@BLA-inc.com no less than five business days prior to the scheduled bid opening date.

Dated December 4, 2025