Kane County

KC Finance and Budget Committee

Agenda

Government Center
719 S. Batavia Ave., Bldg. A
Geneva, IL 60134

LENERT, Sanchez, Juby, Lewis, Surges, Tepe, ex-officios Roth (County Vice Chair) and Pierog (County Chair)

Wednesday, October 29, 2025 **9:00 AM** **County Board Room**

2025 Committee Goals

- Insure a balanced budget and adequate cash flow for County operations

---

1. Call To Order

2. Roll Call

3. Remote Attendance Requests

4. Approval of Minutes: September 24, 2025 & October 21, 2025

5. Public Comment

6. Treasurer's Report (C. Lauzen)

A. Monthly Report

7. Auditor's Report (P. Wegman)

A. Monthly Report

B. **Resolution:** Approving the Kane County Per Diem Meal Rates for Calendar Year 2026

C. **Resolution:** Approving September 2025 Claims Paid

8. Finance Director's Report (K. Hopkinson)

A. Monthly Finance Reports

9. New Business

A. **Resolution:** Adopting a Tax Levy for the General Fund

B. **Resolution:** Adopting a Tax Levy for the Insurance Liability Fund

C. **Resolution:** Adopting a Tax Levy for the Illinois Municipal Retirement Fund

D. **Resolution:** Adopting a Tax Levy for the Social Security Fund

E. **Resolution:** Adopting a Tax Levy for the County Highway Fund

F. **Resolution:** Adopting a Tax Levy for the County Bridge Fund

G. **Resolution:** Adopting a Tax Levy for the County Highway Matching Fund

H. **Resolution:** Adopting a Tax Levy for the Kane County Health Fund

I. **Resolution:** Adopting a Tax Levy for the Veterans' Commission Fund

J. **Resolution:** Adopting a Tax Levy for the Shirewood Farm Special Service Area

K. **Resolution:** Adopting a Tax Levy for the Mill Creek Special Service Area

L. **Resolution:** Adopting a Tax Levy for the Wildwood West Special Billing Area

M. **Resolution:** Adopting a Tax Levy for the Plank Road Estates Special Billing Area

N. **Resolution:** Adopting a Tax Levy for the Exposition View Special Billing Area

O. **Resolution:** Adopting a Tax Levy for the Tamara Dittman Special Billing Area

P. **Resolution:** Adopting a Tax Levy for the Church Molitor Special Service Area

Q. **Resolution:** Adopting a Tax Levy for the 45W185 Plank Road Special Service Area

R. **Resolution:** Adopting a Tax Levy for the Boyer Road Special Service Area

S. **Resolution:** Adopting a Tax Levy for the Crane Road Estates Special Billing Area

T. **Resolution:** Authorizing a Budget Adjustment for Public Defender's FY2026 Budget

U. **Resolution:** Authorizing a Budget Adjustment for Court Services FY2026 Budget

V. **Resolution:** Authorizing a Budget Adjustment for Judiciary's FY2026 Budget

W. **Resolution:** Authorizing EyeMed Vision Care as Kane County's Vision Insurance Plan Provider for 2026

X. **Resolution:** Authorizing Approval of Ortho/Oblique Imagery

Y. **Resolution:** Authorizing Funding and Purchase of a Rapid DNA Instrument and Database Capability for the Kane County Forensics Lab and Related Budget Adjustment

Z. **Resolution:** Authorizing Receipt of the Child Protection Data Courts Grant

AA. **Resolution:** Accepting the ComEd Powering Safe Communities Program Grant

AB. **Resolution:** Authorizing a Memorandum of Understanding Between Kane County and the Conservation Foundation for the ‘New Trees for New Homeowners’ Nicor Charitable Giving Grant

AC. **Resolution:** Authorizing Execution of Collective Bargaining Agreement for Kane County Division of Transportation

10. Old Business

11. Reports Placed On File

12. Committee Chairman's Comments

13. Executive Session (if needed)

14. Adjournment

STATE OF ILLINOIS)
SS.
COUNTY OF KANE)

REPORT NO. TMP-25-1315

MONTHLY REPORT

COUNTY OF KANE
OFFICE OF THE TREASURER
Geneva, Illinois 60134
Phone: (630) 232-3565
Fax: (630) 208-7549

To: **Finance Committee**

From: **Christopher J. Lauzen, CPA, MBA**

Date: **October 29, 2025**

Subject: **Monthly Report of Investments and Deposits**

Attached is the September Treasurer Report of investments and deposits of county monies as of the first business day of October 2025, published pursuant to the provisions of Illinois Compiled Statutes, Chapter 55, Section 5/3-11007.

As you have already seen, we are making adjustments to improve the format of these reports for eventual, easier more understandable consumption of this financial information.

Very Sincerely,

Christopher J. Lauzen, CPA, MBA
Kane County Treasurer

9/30/2025

ACCOUNT ASSETS	ACTUAL-BOOK VALUE	CURRENT MARKET VALUE	INTEREST EARNINGS REC'D IN CURRENT MONTH
FDIC Savings/Checking Accounts	102,159,071.79	102,159,071.79	377,901.96
Investments (2)	306,579,614.76	311,543,979.72	1,248,164.79
The Illinois Funds Managed Asset Acct	13,142,171.45	13,142,171.45	40,754.50
Illinois Portfolio, IIIT Class	75,951.18	75,951.18	263.67
Subtotal Investments	**319,797,737.39**	**324,762,102.35**	**1,289,182.96**
GRAND TOTAL TREASURER	**421,956,809.18**	**426,921,174.14**	**1,667,084.92**
GRAND TOTAL COLLECTOR (Next Page)	41,070,936.35	41,070,936.35	624,576.53
GRAND TOTAL TRANSACTION (Next Page)	516,260.27	516,260.27	8,888.75
TOTAL DEMAND AND INVESTMENTS	**463,544,005.80**	**468,508,370.76**	**2,300,550.20**

	Actual Book Ending Balance 09/30/25	Current Market Value	Interest
(1) Vectors	246,784,551.49	250,575,311.43	1,031,960.76
PFMAM (Core Account, Long-Term)	59,795,063.27	60,968,668.29	216,204.03
Total - Investments (2)	306,579,614.76	311,543,979.72	1,248,164.79
Total Treasurer Accounts (other page)	101,366,140.90		375,620.11
Total Bond Proceeds (other page)	792,930.89		2,281.85
FDIC Savings Checking Accounts (above)	102,159,071.79		377,901.96

(1) US Bank issued a Corrected Statement adjusting prior month's interest as originally reported from $525,859.08 to $660,234.08 as reflected in September's monthly interest.

THE MONTHLY REPORT OF THE KANE COUNTY ILLINOIS TREASURER
FOR THE PERIOD ENDING, SEPTEMBER 30, 2025

FUND NAME	DESCRIPTION	ENDING BALANCE 09/30/25	INTEREST
American Bank & Trust	Public Fund Checking	10,000.00	-
American Eagle Bank	Small Business Account	10,000.00	-
Associated Bank	Public Funds Analyzed ECR Checking	11,978.78	-
CIBC	Public Funds MM	58,275.13	441.88
St. Charles Bank	Government Checking	20,044.42	-
Chase	Collector Disbursement	914,671.84	2,321.36
First American Bank	Public Funds	20,186.04	186.04
First Federal	Checking Account	20,000.00	-
First Secure	Checking Account	10,000.00	-
JP Morgan Chase	Commercial Checking	38,943,066.93	516,180.70
	Electronic Payments	965,702.65	105,312.24
KCT Credit Union	Premium Member	21,772.66	11.23
Old Second Natl Bank	Checking Account	15,114.82	-
Prairie Community Bank	Checking Account	10,003.31	3.31
Resource Bank	Public Funds NIB	20,119.77	119.77
TBK Bank	Public Funds MM	20,000.00	-
TOTAL COLLECTOR ACCOUNTS		**41,070,936.35**	**624,576.53**
American Bank & Trust	General Fund MM	1,062,508.22	3,250.46
Associated Bank	Public Funds MM Advantage	29,854.85	93.85
CIBC	Public Funds Now MM	1,395.97	2.87
St. Charles Bank	Business MM	8,538,771.96	33,004.24
Chase	General Fund MM	2,226,925.29	14,607.99
	Checking Account	2,207,654.55	5,182.30
	Checking Account	79,567.75	714.74
	Wires Clearing Account	1.00	-
	Longmeadow Tolls	4,429,197.97	12,746.10
Byline Bank	Public MMDA	69,187,802.42	257,002.41
Old National Bank	Public Super Ckg Interest	13,602,460.92	49,015.15
Subtotal		**101,366,140.90**	**375,620.11**
Transaction Accounts			
Chase	Unclaimed Funds	276,341.71	336.40
Chase Outstanding Checks	Payroll	51,372.40	1,865.55
Chase Outstanding Checks	Accounts Payable Clearing	188,546.16	6,686.80
Subtotal Transaction Accounts		**516,260.27**	**8,888.75**
TOTAL TREASURER ACCOUNTS		**101,882,401.17**	**384,508.86**
Chase Longmeadow Construction Fund	Premium Yield MM	4,291.61	12.35
Chase Multi Use Facility Bond	Premium Yield MM	788,639.28	2,269.50
TOTAL BOND PROCEEDS ACCOUNTS		**792,930.89**	**2,281.85**
TOTAL DEMAND BALANCE		**143,746,268.41**	**1,011,367.24**
Investments (2)		306,579,614.76	1,248,164.79
The Illinois Funds Managed Asset Acct		13,142,171.45	40,754.50
Illinois Portfolio IIIT Class		75,951.18	263.67
TOTAL INVESTMENT & MANAGED ASSET BALANCE		**319,797,737.39**	**1,289,182.96**
TOTAL DEMAND & INVESTMENT BALANCES		**463,544,005.80**	**2,300,550.20**

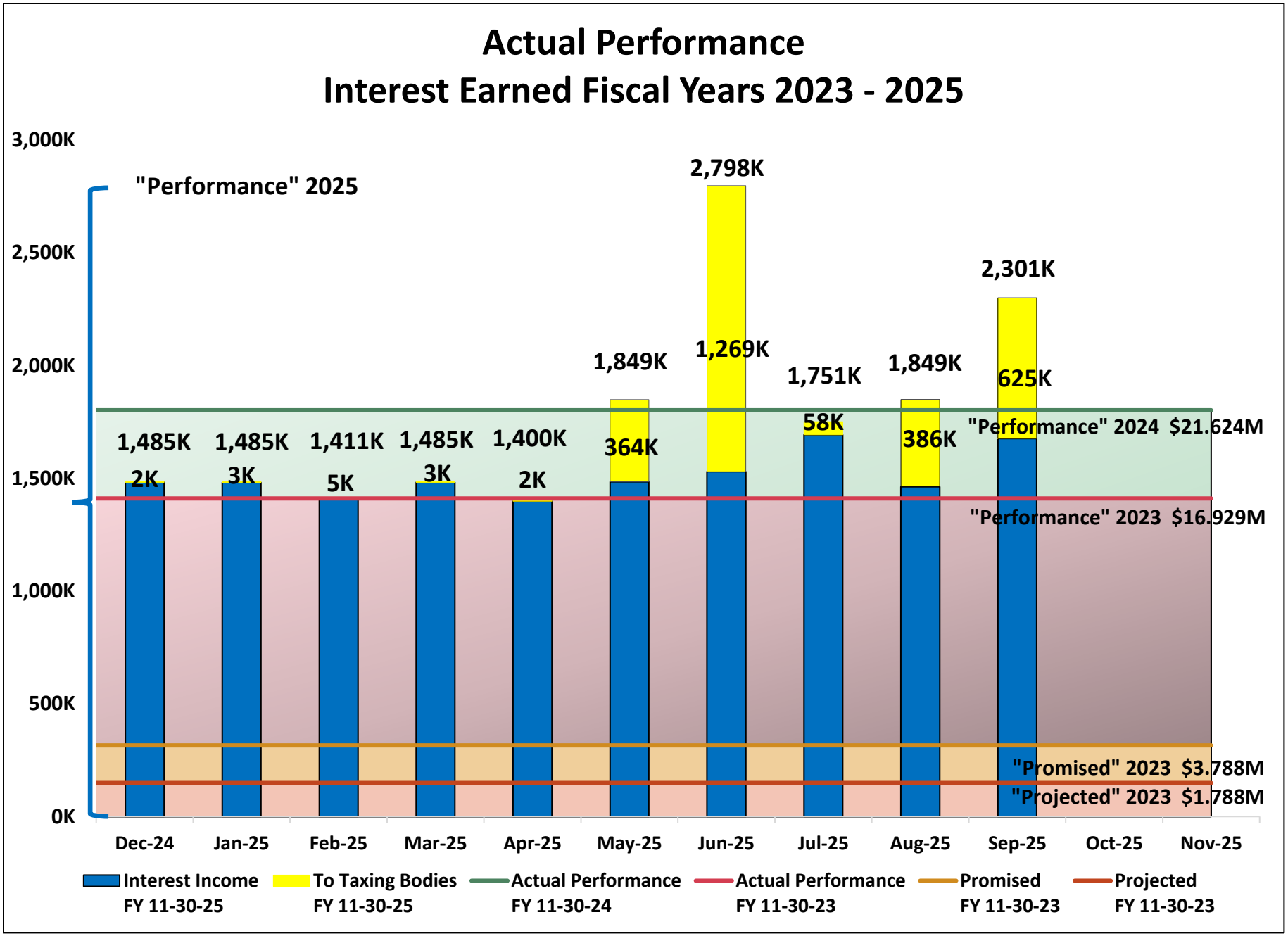
Actual Performance
Interest Earned Fiscal Years 2023 - 2025
3,000K
2,500K
2,000K
1,500K
1,000K
500K
0K
"Performance" 2025
1,485K
2K
1,485K
3K
1,411K
5K
1,485K
3K
1,400K
2K
1,849K
364K
2,798K
1,269K
1,751K
58K
1,849K
386K
2,301K
625K
"Performance" 2024 $21.624M
"Performance" 2023 $16.929M
"Promised" 2023 $3.788M
"Projected" 2023 $1.788M
Dec-24
Jan-25
Feb-25
Mar-25
Apr-25
May-25
Jun-25
Jul-25
Aug-25
Sep-25
Oct-25
Nov-25
Interest Income FY 11-30-25
To Taxing Bodies FY 11-30-25
Actual Performance FY 11-30-24
Actual Performance FY 11-30-23
Promised FY 11-30-23
Projected FY 11-30-23

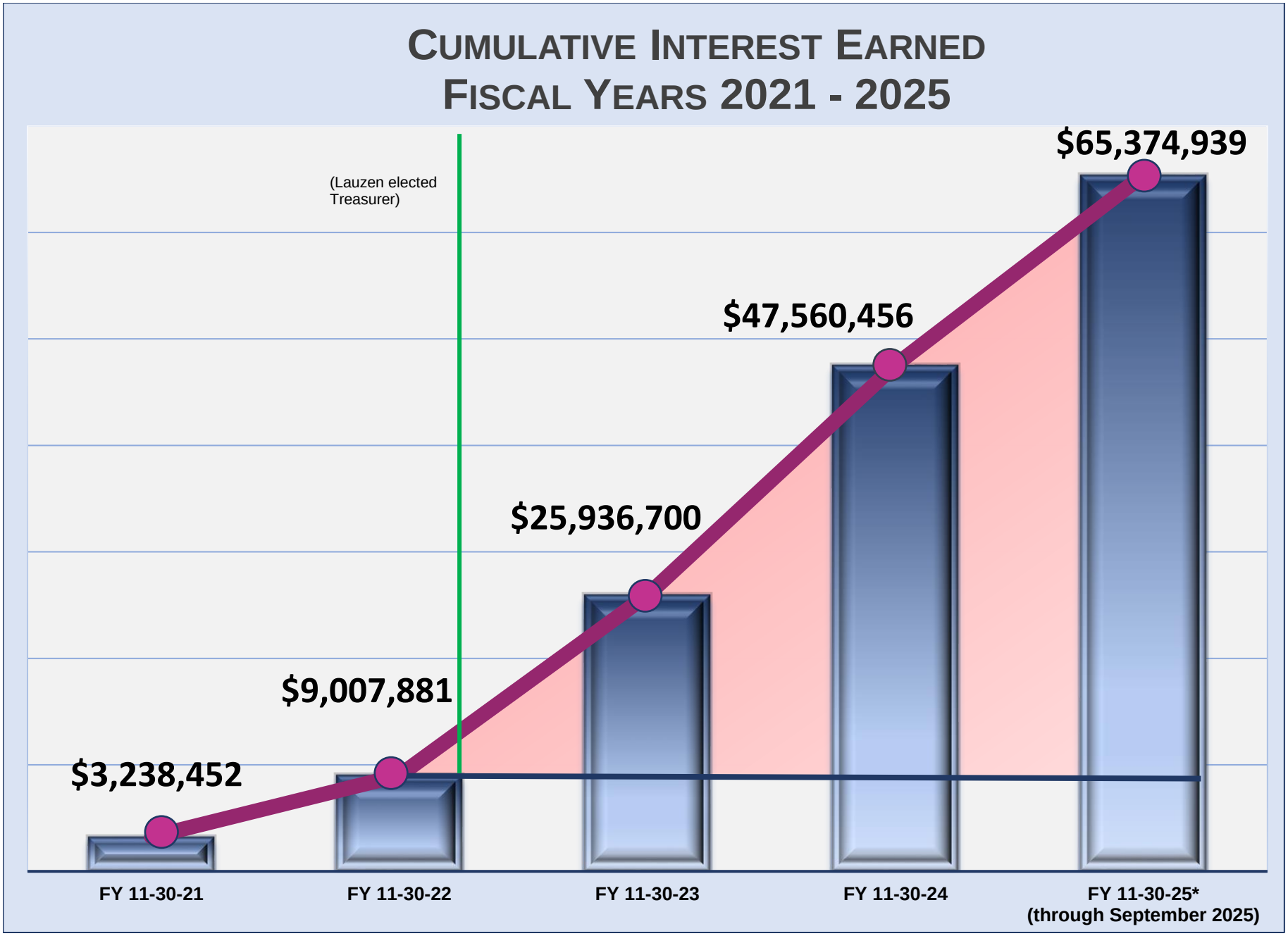
CUMULATIVE INTEREST EARNED
FISCAL YEARS 2021 - 2025
(Lauzen elected Treasurer)
$3,238,452
$9,007,881
$25,936,700
$47,560,456
$65,374,939
FY 11-30-21
FY 11-30-22
FY 11-30-23
FY 11-30-24
FY 11-30-25*
(through September 2025)

Interest Earned
Fiscal Years 2021 - 2025

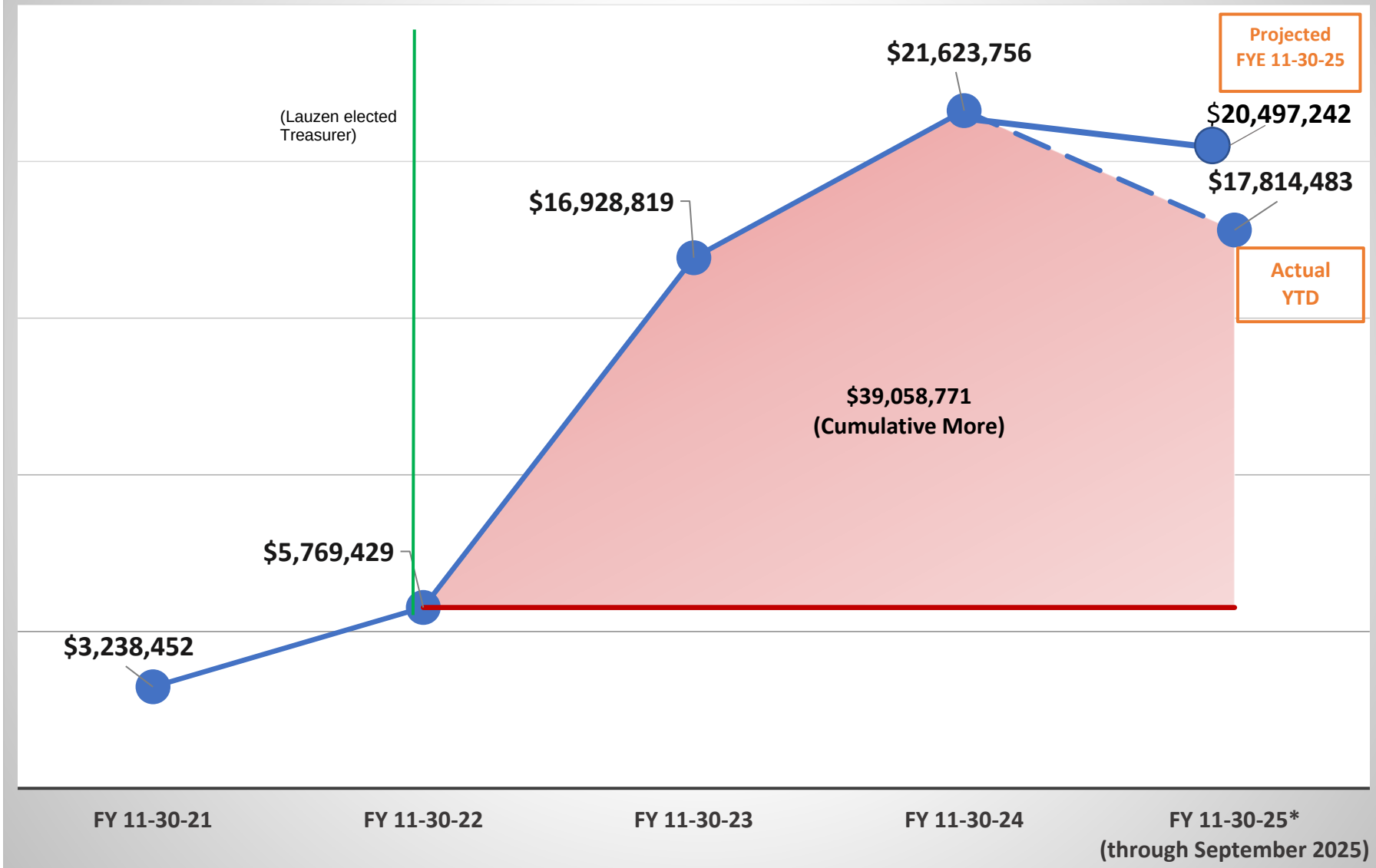

Kane County Weighted Average Demand & Investment Yield

Kane County Treasurer

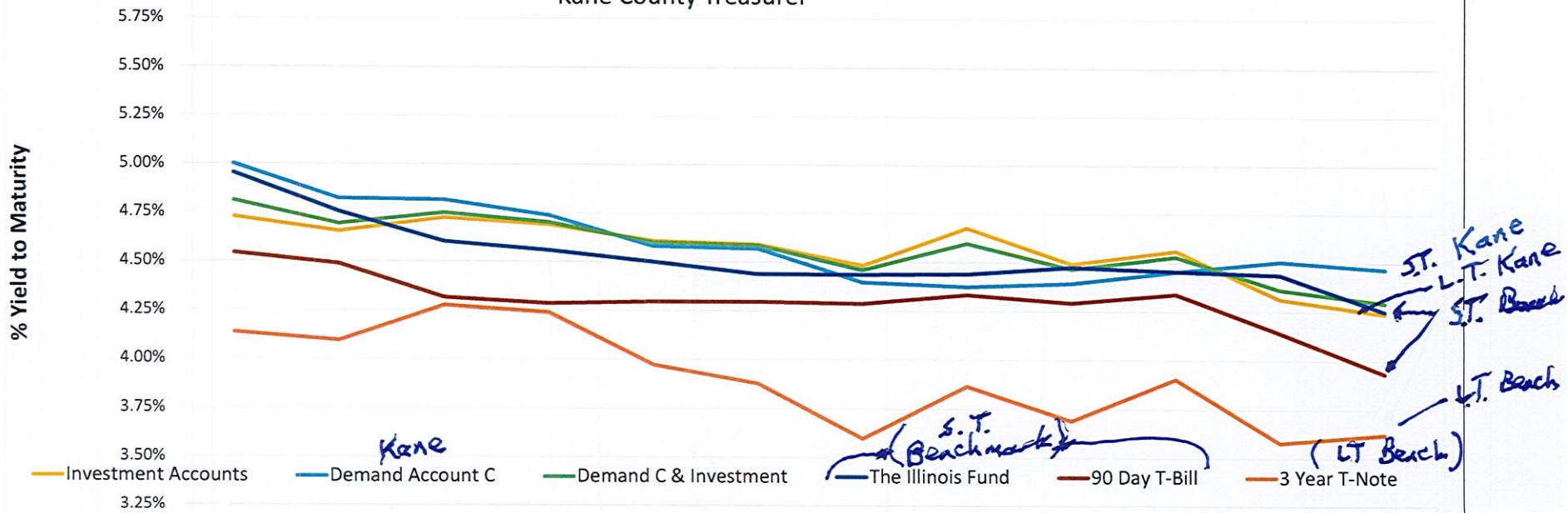

	Oct-24	Nov-24	Dec-24	Jan-25	Feb-25	Mar-25	Apr-25	May-25	Jun-25	Jul-25	Aug-25	Sep-25
	10/31/2024	11/30/2024	12/31/2024	1/31/2025	2/28/2025	3/31/2025	4/30/2025	5/31/2025	6/30/2025	7/31/2025	8/31/2025	9/30/2025
Investment Accounts	4.73%	4.65%	4.72%	4.69%	4.60%	4.59%	4.48%	4.67%	4.49%	4.56%	4.31%	4.24% ✓
Demand Account C	5.00%	4.82%	4.81%	4.74%	4.58%	4.57%	4.40%	4.38%	4.39%	4.45%	4.50%	4.46%
Demand C & Investment	4.81%	4.69%	4.75%	4.70%	4.60%	4.58%	4.46%	4.59%	4.46%	4.53%	4.36%	4.29%
The Illinois Fund	4.95%	4.75%	4.60%	4.56%	4.50%	4.44%	4.43%	4.44%	4.48%	4.45%	4.44%	4.25%
90 Day T-Bill	4.54%	4.49%	4.31%	4.28%	4.29%	4.29%	4.29%	4.33%	4.29%	4.34%	4.14%	3.93%
3 Year T-Note	4.14%	4.09%	4.28%	4.24%	3.97%	3.88%	3.60%	3.87%	3.69%	3.90%	3.58%	3.62% ✓

(S.T.)

.3% Better

x $144 MM

$ 432,000 more

4.46
4.16
.3 %

(L.T)

.8% Better

x $320MM

$ 2,560,000 more

(T) x $3 MM over Benchmarks.

(+)

Kane County - Portfolio Analysis - 9-30-2025 - Summary

Kane County	9/30/2025								
Account Name	Avg. Coupon	MWA Cost	Total Cost	MWA Price	Total Market Value	% Market	Unrealized Gain/Loss	Yield	Duration
Vectors	4.26	99.47	246,784,551	100.30	250,575,426	80%	2,054,244	4.29	2.73
PFMAM	4.02	98.93	59,795,063	100.15	60,968,670	20%	742,485	4.03	2.21
Total	4.21	99.37	306,579,615	100.27	311,544,096	100%	2,796,729	4.24	2.62
Sector	Avg. Coupon	MWA Cost	Total Cost	MWA Price	Total Market Value	% Market	Unrealized Gain/Loss	Yield	Duration
Cash		100.00	317,127	100.00	320,045	0%	-	4.02	0.12
US Treasury	3.80	99.60	128,975,158	100.39	131,232,582	42%	1,012,971	3.71	2.43
Corporate	4.42	99.87	20,565,088	100.88	21,010,476	7%	209,840	3.98	1.71
Foreign Corporate	5.07	99.97	3,783,765	101.63	3,897,394	1%	62,678	3.92	1.48
Agency	1.33	98.05	14,124,945	98.44	14,241,541	5%	73,278	3.85	0.65
Taxable Muni	2.55	100.94	8,893,396	99.45	8,830,015	3%	(122,780)	3.90	0.63
Mortgage Backed Security	4.99	99.07	129,920,137	100.26	132,012,042	42%	1,560,741	4.88	3.35
Total	4.21	99.37	306,579,615	100.27	311,544,096	100%	2,796,729	4.24	2.62

Vectors									
Sector	Avg. Coupon	MWA Cost	Total Cost	MWA Price	Total Market Value	% Market	Unrealized Gain/Loss	Yield	Duration
Cash		100.00	63,504	100.00	65,847	0%	-	4.02	0.12
US Treasury ✓	3.81	99.60	124,325,461	100.41	126,509,451	50% ✓	993,365	3.71	2.40 ✓
Corporate			-		-	0%	-		
Foreign Corporate			-		-	0%	-		
Agency	1.41	97.83	12,724,690	98.36	12,851,452	5%	85,603	3.83	0.69
Taxable Muni	2.43	101.00	8,418,396	99.29	8,336,975	3%	(133,145)	3.90	0.47
Mortgage Backed Security	5.31	99.40	101,252,501	100.48	102,811,700	41% ✓	1,108,421	5.09	3.57
Total	4.26	99.47	246,784,551	100.30	250,575,426	100%	2,054,244	4.29	2.73

PFMAM									
Sector	Avg. Coupon	MWA Cost	Total Cost	MWA Price	Total Market Value	% Market	Unrealized Gain/Loss	Yield	Duration
Cash		100.00	253,623	100.00	254,198	0%	-	4.02	0.12
US Treasury	3.61	99.47	4,649,698	99.89	4,723,131	8%	19,606	3.71	3.29
Corporate	4.42	99.87	20,565,088	100.88	21,010,476	34% ✓	209,840	3.98	1.71 ✓
Foreign Corporate	5.07	99.97	3,783,765	101.63	3,897,394	6%	62,678	3.92	1.48
Agency	0.63	100.02	1,400,255	99.14	1,390,088	2%	(12,325)	4.00	0.26
Taxable Muni	4.60	100.00	475,000	102.18	493,041	1%	10,366	3.96	3.31
Mortgage Backed Security	3.84	97.94	28,667,635	99.49	29,200,342	48% ✓	452,320	4.13	2.58
Total	4.02	98.93	59,795,063	100.15	60,968,670	100%	742,485	4.03	2.21

"Harvest" Capital Gains? ("Bird in Hand..." Anticipate LT rates (+ inflation) to drag up ST rates in 6-12 months?

Kane County - Portfolio Analysis - 9-30-2025 - Total

Cusip	Name	Coupon	Maturity	Principal Cost	Current Face	USB Price - 9/30/2025	USB - Total Market Value & Accrued	Yield To Worst	Eff. Duration	Purchase Date
3133ENUZ1	FEDERAL FARM CREDIT BANK	3.09	10/20/2025	500,000	500,000	99.94	506,585	4.20	0.06	4/27/2022
3130ARRQ6	FEDERAL HOME LOAN BANK	3.25	10/29/2025	1,000,000	1,000,000	99.93	1,013,022	4.07	0.08	4/25/2022
64971Q7K3	NYC TRANSTNL FIN-TXBL	3.75	11/1/2025	1,001,612	1,000,000	99.96	1,015,185	4.20	0.09	1/11/2021
31846V567	FIRST AM GOVT OBLIG-Z			253,623	253,623	100.00	254,198	4.02	0.12	9/5/2025
31846V567	FIRST AM GOVT OBLIG-Z			63,504	63,504	100.00	65,847	4.02	0.12	9/5/2025
44244CXP7	HOUSTON TX UTL SYS-C	1.95	11/15/2025	428,984	430,000	99.77	432,156	3.81	0.12	5/5/2021
483854HU2	KANE COOK & DU PAGE C	0.70	12/15/2025	869,481	875,000	99.35	871,151	3.82	0.21	1/25/2021
484062LY8	KANE CO ETC CMNTY CLG	1.00	12/15/2025	939,192	945,000	99.43	942,349	3.77	0.21	2/3/2021
3135G06Q1	FANNIE MAE	0.64	12/30/2025	1,200,255	1,200,000	99.17	1,191,921	4.01	0.25	12/23/2020
3130AKN85	FEDERAL HOME LOAN BANK	0.55	1/20/2026	200,000	200,000	98.98	198,167	3.94	0.30	1/19/2021
91282CJV4	US TREASURY N/B	4.25	1/31/2026	9,004,488	9,005,000	100.07	9,075,782	4.01	0.33	11/29/2024
419791YT9	HI ST-TXB-DX-BABS	5.33	2/1/2026	1,116,342	1,045,000	100.42	1,058,662	4.03	0.33	7/27/2022
3130AKXQ4	FEDERAL HOME LOAN BANK	0.60	2/12/2026	1,000,000	1,000,000	98.77	988,487	4.01	0.36	2/8/2021
09088RU20	BIRMINGHAM -TXBL -REF	2.00	3/1/2026	396,505	400,000	99.21	397,495	3.92	0.41	1/6/2022
3133EMSK9	FEDERAL FARM CREDIT BANK	0.84	3/2/2026	1,455,925	1,500,000	98.75	1,482,310	3.84	0.42	2/24/2021
3133EMUK6	FEDERAL FARM CREDIT BANK	1.05	3/25/2026	1,200,000	1,200,000	98.62	1,183,590	3.95	0.48	3/25/2021
3130ALTT1	FEDERAL HOME LOAN BANK	1.01	3/30/2026	640,367	700,000	98.59	690,143	3.89	0.49	3/30/2021
3130ALMV3	FEDERAL HOME LOAN BANK	1.00	3/30/2026	500,000	500,000	98.59	492,954	3.88	0.49	3/25/2021
91282CGV7	US TREASURY N/B	3.75	4/15/2026	10,075,833	10,100,000	99.96	10,270,342	3.83	0.52	10/18/2024
544445ZN2	LOS ANGELES ARPT-F	2.04	5/15/2026	249,895	250,000	98.89	249,139	3.86	0.61	3/1/2022
38151LAG5	GOLDMAN SACHS BANK USA	5.41	5/21/2027	200,000	200,000	100.77	205,446	4.18	0.62	5/15/2024
59163PKJ1	METRO OR-TXBL	3.25	6/1/2026	597,267	550,000	99.68	554,198	3.73	0.65	6/9/2021
20772KNX3	CONNECTICUT -TXBL -A	1.12	6/1/2026	240,678	250,000	98.20	246,426	3.88	0.65	6/15/2022
20772KJY6	CONNECTICUT ST-A-TXBL	2.35	7/1/2026	928,335	925,000	98.87	919,991	3.88	0.73	2/9/2022
3130AMZN5	FEDERAL HOME LOAN BANK	1.50	6/30/2026	912,600	1,000,000	98.66	989,740	3.66	0.73	6/30/2021
68583RDA7	OR CMNTY CLG DT-TXBL	1.15	6/30/2026	90,951	90,000	98.05	88,504	3.81	0.73	9/21/2021
158855EW2	CHANDLER-REV-REF-TXBL	1.39	7/1/2026	237,000	240,000	98.25	236,641	3.76	0.74	2/1/2022
64966SEM4	NTC-TXBL-REF-D-PREREF	1.22	8/1/2026	101,679	105,000	97.75	102,845	3.98	0.82	6/3/2022
64966SEX0	NYC-TXBL-REF-D-UNREFD	1.22	8/1/2026	867,471	895,000	97.86	877,697	3.84	0.82	6/3/2022
3133EMZ88	FEDERAL FARM CREDIT BANK	0.83	8/10/2026	991,375	1,100,000	97.56	1,074,420	3.74	0.84	8/10/2021
3133EM3T7	FEDERAL FARM CREDIT BANK	0.87	9/1/2026	1,250,423	1,250,000	97.41	1,218,506	3.76	0.90	9/1/2021
46647PCP9	JPMORGAN CHASE & CO	1.47	9/22/2027	457,006	475,000	97.48	463,200	4.13	0.95	4/15/2025
21688AAY8	COOPERAT RABOBANK UA/NY	5.50	10/5/2026	753,178	755,000	101.58	787,200	3.90	0.96	10/31/2023
61690U8G8	MORGAN STANLEY BANK NA	4.45	10/15/2027	1,619,941	1,620,000	100.24	1,657,091	4.21	0.99	10/16/2024
3133ENBK5	FEDERAL FARM CREDIT BANK	1.14	10/20/2026	499,000	500,000	97.45	489,789	3.63	1.03	10/20/2021
025816CM9	AMERICAN EXPRESS CO	1.65	11/4/2026	433,503	450,000	97.50	441,795	4.00	1.06	6/18/2024
91282CJK8	US TREASURY N/B	4.63	11/15/2026	3,293,837	3,270,000	100.97	3,358,942	3.73	1.07	6/20/2025
17325FBL1	CITIBANK NA	4.88	11/19/2027	1,600,000	1,600,000	100.78	1,641,070	4.16	1.08	11/12/2024
38145GAH3	GOLDMAN SACHS GROUP INC	3.50	11/16/2026	519,387	530,000	99.35	533,506	4.09	1.08	5/10/2024
3130APWE1	FEDERAL HOME LOAN BANK	1.50	11/25/2026	1,000,000	1,000,000	97.52	980,460	3.72	1.12	11/19/2021
3137BVZ82	FHMS K063 A2	3.43	1/25/2027	1,741,324	1,760,000	99.36	1,753,820	3.82	1.13	5/18/2023
3137FREE7	FHMS KJ28 A2	2.31	10/25/2027	631,128	651,267	97.76	637,905	4.04	1.22	1/8/2024
90261AAD4	UBS AG STAMFORD CT	4.86	1/10/2028	260,000	260,000	100.85	265,048	4.17	1.22	1/6/2025
91282CJT9	US TREASURY N/B	4.00	1/15/2027	13,916,400	13,940,000	100.38	14,110,462	3.70	1.24	1/30/2024
06051GGF0	BANK OF AMERICA CORP	3.82	1/20/2028	443,624	450,000	99.54	451,301	4.19	1.25	4/15/2025
3133ENLZ1	FEDERAL FARM CREDIT BANK	1.78	1/26/2027	1,200,000	1,200,000	97.53	1,174,181	3.71	1.28	1/26/2022
912828Z78	US TREASURY N/B	1.50	1/31/2027	338,916	350,000	97.17	340,987	3.69	1.30	3/12/2025
06406RAB3	BANK OF NY MELLON CORP	3.44	2/7/2028	442,382	450,000	99.32	449,254	3.96	1.30	4/15/2025
857477CL5	STATE STREET CORP	4.99	3/18/2027	509,815	510,000	101.54	518,768	3.84	1.33	3/13/2024
440452AK6	HORMEL FOODS CORP	4.80	3/30/2027	517,263	515,000	101.12	520,857	3.98	1.35	8/8/2024
3130AQYG2	FEDERAL HOME LOAN BANK	2.50	2/25/2027	575,000	575,000	98.41	567,266	3.68	1.36	3/4/2022
64966MWN5	NEW YORK-E-2-TXBL	3.55	3/1/2027	353,005	345,000	99.57	344,537	3.86	1.37	8/1/2022
21688ABD3	COOPERAT RABOBANK UA/NY	5.04	3/5/2027	750,000	750,000	101.57	764,536	3.90	1.37	2/27/2024
05565ECH6	BMW US CAPITAL LLC	4.90	4/2/2027	429,744	430,000	101.24	445,813	4.04	1.41	3/25/2024
3137F1G44	FHMS K065 A2	3.24	4/25/2027	1,037,185	1,055,000	98.94	1,046,668	3.86	1.42	6/8/2023
10373QAZ3	BP CAP MARKETS AMERICA	3.59	4/14/2027	514,879	525,000	99.46	530,909	3.95	1.46	5/15/2024
14913UAL4	CATERPILLAR FINL SERVICE	5.00	5/14/2027	759,550	760,000	101.74	787,647	3.88	1.52	5/7/2024
637639AN5	NATIONAL SECS CLEARING	4.35	5/20/2027	249,818	250,000	100.70	255,705	3.90	1.55	5/13/2025
91282CNE7	US TREASURY N/B	3.88	5/31/2027	1,250,044	1,250,000	100.35	1,270,540	3.66	1.58	7/21/2025
63253QAJ3	NATIONAL AUSTRALIA BK/NY	5.09	6/11/2027	1,550,587	1,550,000	101.93	1,604,070	3.89	1.59	6/3/2024
24422EXR5	JOHN DEERE CAPITAL CORP	4.90	6/11/2027	524,633	525,000	101.63	541,439	3.89	1.60	6/6/2024
09290DAH4	BLACKROCK FUNDING INC	4.60	7/26/2027	1,040,103	1,040,000	101.33	1,062,480	3.80	1.65	7/17/2024
02665WFK2	AMERICAN HONDA FINANCE	4.90	7/9/2027	714,839	715,000	101.41	733,083	4.06	1.67	7/8/2024
3137H9MM8	FHMS KJ43 A1	4.38	12/25/2028	707,704	711,282	100.34	716,259	4.06	1.77	1/2/2024
00440KAA1	ACCENTURE CAPITAL INC	3.90	10/4/2027	149,871	150,000	100.11	153,034	3.84	1.81	10/1/2024
91282CLL3	US TREASURY N/B	3.38	9/15/2027	12,255,145	12,315,000	99.54	12,276,598	3.62	1.88	10/1/2024
89236TMS1	TOYOTA MOTOR CREDIT CORP	4.35	10/8/2027	815,022	815,000	100.85	838,948	3.91	1.88	10/7/2024
3137FCJK1	FHMS K070 A2	3.30	11/25/2027	1,089,528	1,125,000	98.73	1,113,787	3.87	1.93	7/1/2024
3137F7T21	FHR 5050 XA	1.00	7/15/2039	613,322	669,362	92.98	622,937	4.55	1.97	7/19/2024
58769JAZ0	MERCEDES-BENZ FIN NA	4.90	11/15/2027	799,377	800,000	101.59	827,537	4.11	1.97	11/12/2024
3136AY2H5	FNA 2017-M14 A2	2.90	11/25/2027	426,673	437,088	97.61	427,652	3.98	1.97	5/1/2025

Kane County - Portfolio Analysis - 9-30-2025 - Total

Cusip	Name	Coupon	Maturity	Principal Cost	Current Face	USB Price - 9/30/2025	USB - Total Market Value & Accrued	Yield To Worst	Eff. Duration	Purchase Date
3137FTFX0	FHMS K109 A1	1.04	10/25/2029	356,755	390,768	94.11	368,073	3.95	2.03	4/19/2024
91282CAU5	US TREASURY N/B	0.50	10/31/2027	2,355,162	2,500,000	93.81	2,350,356	3.61	2.03	5/15/2023
3137F66V4	FHR 5042 DA	1.00	5/15/2041	627,007	678,003	93.30	633,163	4.17	2.10	7/19/2024
63743HFW7	NATIONAL RURAL UTIL COOP	4.75	2/7/2028	214,926	215,000	101.47	219,701	4.06	2.12	2/4/2025
713448GA0	PEPSICO INC	4.45	2/7/2028	502,503	500,000	101.39	510,293	3.80	2.13	3/5/2025
532457CU0	ELI LILLY & CO	4.55	2/12/2028	914,536	910,000	101.49	929,204	3.86	2.14	2/10/2025
3137F7TC9	FHR 5050 XL	1.00	7/15/2036	732,884	796,120	92.28	735,309	4.59	2.14	7/16/2024
3137HBC69	FHMS KJ48 A1	4.86	5/25/2028	778,066	778,069	101.66	794,166	4.00	2.16	12/6/2023
17275RBW1	CISCO SYSTEMS INC	4.55	2/24/2028	462,670	460,000	101.54	469,226	3.85	2.17	3/5/2025
427866BK3	HERSHEY COMPANY	4.55	2/24/2028	453,175	450,000	101.59	459,246	3.83	2.17	3/5/2025
166756BB1	CHEVRON USA INC	4.48	2/26/2028	803,882	800,000	101.40	814,649	3.84	2.18	3/5/2025
571676AX3	MARS INC	4.60	3/1/2028	580,579	580,000	101.22	589,317	4.05	2.19	3/5/2025
478160DH4	JOHNSON & JOHNSON	4.55	3/1/2028	907,865	900,000	101.98	921,233	3.66	2.20	3/5/2025
91282CGH8	US TREASURY N/B	3.50	1/31/2028	3,746,651	3,770,000	99.73	3,782,203	3.62	2.21	5/19/2023
49177JAF9	KENVUE INC	5.05	3/22/2028	321,722	315,000	102.17	322,221	4.09	2.24	6/27/2025
9128283W8	US TREASURY N/B	2.75	2/15/2028	2,249,183	2,300,000	98.02	2,262,538	3.63	2.27	8/29/2024
20271RAV2	COMMONWEALTH BK AUSTR NY	4.42	3/14/2028	470,000	470,000	101.18	476,542	3.91	2.31	3/6/2025
05565ECW3	BMW US CAPITAL LLC	4.75	3/21/2028	339,909	340,000	101.46	345,413	4.12	2.31	3/17/2025
17252MAR1	CINTAS CORPORATION NO. 2	4.20	5/1/2028	359,604	360,000	100.43	367,802	4.02	2.32	4/28/2025
231021AY2	CUMMINS INC	4.25	5/9/2028	29,982	30,000	100.75	30,728	3.93	2.34	5/6/2025
91282CBP5	US TREASURY N/B	1.13	2/29/2028	2,340,446	2,500,000	94.30	2,359,833	3.61	2.35	8/1/2024
637639AK1	NATIONAL SECS CLEARING	5.00	5/30/2028	423,719	415,000	102.49	432,300	3.98	2.37	6/26/2025
3137F8ZU0	FHMS K123 A1	0.93	6/25/2030	968,222	1,076,691	92.71	998,994	4.03	2.38	4/8/2024
3136B2HA3	FNA 2018-M10 A2	3.47	7/25/2028	466,918	474,122	98.61	468,833	3.94	2.39	5/1/2025
90327QDA4	USAA CAPITAL CORP	4.38	6/1/2028	169,715	170,000	100.93	174,043	3.99	2.39	5/29/2025
009158BN5	AIR PRODUCTS & CHEMICALS	4.30	6/11/2028	250,119	250,000	100.91	255,547	3.93	2.42	7/25/2025
032654BD6	ANALOG DEVICES INC	4.25	6/15/2028	324,684	325,000	100.70	331,304	3.97	2.43	6/12/2025
40428HR95	HSBC USA INC	4.65	6/3/2028	450,032	450,000	101.41	463,222	4.08	2.46	5/28/2025
9128284N7	US TREASURY N/B	2.88	5/15/2028	929,219	950,000	98.13	942,542	3.63	2.47	5/19/2023
36179Y2M5	G2 MA9780	6.00	7/20/2054	6,921,259	6,863,918	101.96	7,033,045	5.13	2.54	7/10/2024
544647KY5	LOS ANGELES UNIF SD-B	4.42	7/1/2028	140,000	140,000	101.56	144,555	3.82	2.55	4/24/2025
3136BQDE6	FNA 2023-M6 A2	4.19	7/25/2028	969,728	1,002,599	100.19	1,007,987	4.04	2.55	10/30/2023
91282CHK0	US TREASURY N/B	4.00	6/30/2028	10,989,408	11,000,000	100.98	11,219,106	3.62	2.56	6/21/2024
3137HAMH6	FHMS K506 A2	4.65	8/25/2028	991,331	1,000,000	101.57	1,019,585	3.97	2.57	9/7/2023
3137HAQ74	FHMS K508 A2	4.74	8/25/2028	972,087	985,000	101.93	1,007,921	3.93	2.59	10/11/2023
3137HAMS2	FHMS K507 A2	4.80	9/25/2028	992,857	1,000,000	101.99	1,023,850	3.98	2.62	9/20/2023
63743HFZ0	NATIONAL RURAL UTIL COOP	4.15	8/25/2028	199,784	200,000	100.27	201,370	4.05	2.63	8/19/2025
3137F72N4	FHMS K120 A1	0.89	7/25/2030	849,755	949,703	91.97	874,138	3.98	2.65	3/26/2024
3137HAST4	FHMS K509 A2	4.85	9/25/2028	730,544	745,000	102.30	765,116	3.93	2.67	10/25/2023
36179X5H5	G2 MA8948	5.50	6/20/2053	1,012,603	1,012,603	101.27	1,030,105	4.96	2.69	6/26/2023
3137HB3D4	FHMS K510 A2	5.07	10/25/2028	369,334	370,000	102.70	381,564	4.01	2.70	11/14/2023
91282CHX2	US TREASURY N/B	4.38	8/31/2028	3,617,500	3,600,000	102.04	3,686,748	3.63	2.71	11/1/2024
3137HB3G7	FHMS K511 A2	4.86	10/25/2028	1,156,373	1,155,000	102.28	1,185,954	3.97	2.73	11/28/2023
36179YKS2	G2 MA9305	5.50	11/20/2053	4,605,607	4,600,013	101.50	4,690,004	4.88	2.74	1/24/2024
3137HBCF9	FHMS K512 A2	5.00	11/25/2028	508,014	505,000	102.57	520,078	4.01	2.75	12/11/2023
437076DH2	HOME DEPOT INC	3.75	9/15/2028	114,926	115,000	99.64	114,777	3.88	2.77	9/8/2025
3137HBLV4	FHMS K514 A2	4.57	12/25/2028	1,038,349	1,050,000	101.46	1,069,373	3.99	2.82	6/3/2024
36179YS62	G2 MA9541	5.50	3/20/2054	11,981,508	12,054,621	101.05	12,236,807	5.07	2.83	3/20/2024
3137HBFY5	FHMS K513 A2	4.72	12/25/2028	573,729	570,000	101.89	583,040	4.01	2.87	1/10/2024
36179Y5L4	G2 MA9851	5.50	8/20/2054	7,244,941	7,283,138	100.93	7,384,544	5.14	2.98	12/30/2024
36180AAF0	G2 MA9906	5.50	9/20/2054	6,838,325	6,796,997	100.87	6,886,944	5.17	3.01	9/18/2024
91282CDL2	US TREASURY N/B	1.50	11/30/2028	1,673,134	1,800,000	93.64	1,694,540	3.65	3.03	1/2/2024
3137HCKQ4	FHMS K519 AS	4.83	3/25/2029	1,046,811	1,046,811	99.88	1,046,279	4.87	3.07	4/9/2024
3137HCTM4	FHMS K521 AS	4.87	3/25/2029	1,022,889	1,022,889	99.81	1,021,802	4.93	3.09	5/8/2024
3137FLMV3	FHMS K090 A2	3.42	2/25/2029	584,584	600,000	98.38	591,973	3.90	3.10	4/1/2025
91282CDP3	US TREASURY N/B	1.38	12/31/2028	881,786	950,000	93.11	887,808	3.64	3.12	2/1/2024
3618N5C64	G2 MB0092	5.50	12/20/2054	16,703,165	16,705,707	100.88	16,929,452	5.18	3.13	2/21/2025
3137HDJJ0	FHMS K522 A2	4.80	5/25/2029	1,008,454	1,008,457	102.35	1,035,561	4.01	3.13	6/5/2024
3137HDJW1	FHMS K523 AS	4.90	4/25/2029	1,049,090	1,049,090	100.16	1,051,674	4.85	3.14	6/18/2024
64972JUJ5	NYC TRANSITIONAL-I-2	4.62	5/1/2029	165,000	165,000	102.13	171,101	3.97	3.22	5/15/2025
91282CKT7	US TREASURY N/B	4.50	5/31/2029	11,084,181	11,000,000	102.81	11,474,902	3.67	3.32	6/3/2024
3137HBPF5	FHMS KJ49 A1	5.01	9/25/2030	707,118	707,134	102.68	729,057	4.17	3.37	2/22/2024
3137HFF59	FHMS K527 A2	4.62	7/25/2029	719,612	710,000	101.91	726,315	4.01	3.39	8/13/2024
3137HDXL9	FHMS K526 A2	4.54	7/25/2029	941,750	935,000	101.69	954,379	4.01	3.40	8/7/2024
3137HH6C0	FHMS K529 A2	4.79	9/25/2029	640,150	630,000	102.54	648,542	4.03	3.51	10/8/2024
36179XLJ3	G2 MA8429	5.50	11/20/2052	914,092	919,416	101.01	932,925	5.20	3.58	2/22/2024
91282CFT3	US TREASURY N/B	4.00	10/31/2029	9,035,835	9,015,000	101.13	9,267,322	3.70	3.68	12/2/2024
3136B4GL6	FNR 2019-13 CA	3.50	4/25/2049	734,013	773,097	96.47	748,070	4.41	3.75	1/18/2024
91282CFY2	US TREASURY N/B	3.88	11/30/2029	9,487,264	9,495,000	100.65	9,679,892	3.71	3.77	1/14/2025
3137HKPG3	FHMS K537 AS	4.87	1/25/2030	415,000	415,000	99.94	415,086	4.89	3.80	3/11/2025
91282CGB1	US TREASURY N/B	3.88	12/31/2029	2,595,381	2,650,000	100.64	2,693,079	3.71	3.85	1/2/2025

Kane County - Portfolio Analysis - 9-30-2025 - Total

Cusip	Name	Coupon	Maturity	Principal Cost	Current Face	USB Price - 9/30/2025	USB - Total Market Value & Accrued	Yield To Worst	Eff. Duration	Purchase Date
91282CMG3	US TREASURY N/B	4.25	1/31/2030	14,794,608	14,700,000	102.12	15,116,456	3.72	3.91	1/28/2025
64972JUK2	NYC TRANSITIONAL-I-2	4.72	5/1/2030	170,000	170,000	102.75	177,385	4.06	4.03	5/15/2025
91282CGZ8	US TREASURY N/B	3.50	4/30/2030	979,239	1,000,000	99.04	1,005,117	3.73	4.14	6/2/2025
36179X5G7	G2 MA8947	5.00	6/20/2053	12,857,442	13,067,683	99.96	13,117,297	5.00	4.14	6/26/2023
91282CHF1	US TREASURY N/B	3.75	5/31/2030	598,954	600,000	100.07	608,002	3.73	4.19	7/1/2025
3137HMCK4	FHMS K545 A2	4.29	7/25/2030	469,348	470,000	100.80	475,436	4.07	4.23	7/29/2025
91282CNK3	US TREASURY N/B	3.88	6/30/2030	1,482,546	1,475,000	100.61	1,498,486	3.73	4.27	9/2/2025
36179YU51	G2 MA9604	5.00	4/20/2054	7,263,283	7,312,737	99.57	7,311,908	5.09	4.30	8/12/2024
36180AAE3	G2 MA9905	5.00	9/20/2054	4,970,190	4,954,015	99.57	4,953,453	5.09	4.44	9/18/2024
36180AB93	G2 MA9964	5.00	10/20/2054	3,310,740	3,346,217	99.57	3,345,771	5.09	4.48	10/18/2024
3618N5C56	G2 MB0091	5.00	12/20/2054	16,629,346	16,959,503	99.58	16,959,447	5.09	4.54	2/21/2025
	Total	4.21		306,579,615	308,656,246	100.27	311,544,096	4.24	2.62	

Kane County - Portfolio Analysis - 9-30-2025 - Vectors

Cusip	Name	Coupon	Maturity	Principal Cost	Current Face	USB Price - 9/30/2025	USB - Total Market Value & Accrued	Yield To Worst	Eff. Duration	Purchase Date
3133ENUZ1	FEDERAL FARM CREDIT BANK	3.09	10/20/2025	500,000	500,000	99.94	506,585	4.20	0.06	4/27/2022
3130ARRQ6	FEDERAL HOME LOAN BANK	3.25	10/29/2025	1,000,000	1,000,000	99.93	1,013,022	4.07	0.08	4/25/2022
64971Q7K3	NYC TRANSTNL FIN-TXBL	3.75	11/1/2025	1,001,612	1,000,000	99.96	1,015,185	4.20	0.09	1/11/2021
31846V567	FIRST AM GOVT OBLIG-Z			63,504	63,504	100.00	65,847	4.02	0.12	9/5/2025
44244CXP7	HOUSTON TX UTL SYS-C	1.95	11/15/2025	428,984	430,000	99.77	432,156	3.81	0.12	5/5/2021
483854HU2	KANE COOK & DU PAGE C	0.70	12/15/2025	869,481	875,000	99.35	871,151	3.82	0.21	1/25/2021
484062LY8	KANE CO ETC CMNTY CLG	1.00	12/15/2025	939,192	945,000	99.43	942,349	3.77	0.21	2/3/2021
91282CJV4	US TREASURY N/B	4.25	1/31/2026	9,004,488	9,005,000	100.07	9,075,782	4.01	0.33	11/29/2024
419791YT9	HI ST-TXB-DX-BABS	5.33	2/1/2026	1,116,342	1,045,000	100.42	1,058,662	4.03	0.33	7/27/2022
3130AKXQ4	FEDERAL HOME LOAN BANK	0.60	2/12/2026	1,000,000	1,000,000	98.77	988,487	4.01	0.36	2/8/2021
09088RU20	BIRMINGHAM -TXBL -REF	2.00	3/1/2026	396,505	400,000	99.21	397,495	3.92	0.41	1/6/2022
3133EMSK9	FEDERAL FARM CREDIT BANK	0.84	3/2/2026	1,455,925	1,500,000	98.75	1,482,310	3.84	0.42	2/24/2021
3133EMUK6	FEDERAL FARM CREDIT BANK	1.05	3/25/2026	1,200,000	1,200,000	98.62	1,183,590	3.95	0.48	3/25/2021
3130ALTT1	FEDERAL HOME LOAN BANK	1.01	3/30/2026	640,367	700,000	98.59	690,143	3.89	0.49	3/30/2021
3130ALMV3	FEDERAL HOME LOAN BANK	1.00	3/30/2026	500,000	500,000	98.59	492,954	3.88	0.49	3/25/2021
91282CGV7	US TREASURY N/B	3.75	4/15/2026	10,075,833	10,100,000	99.96	10,270,342	3.83	0.52	10/18/2024
544445ZN2	LOS ANGELES ARPT-F	2.04	5/15/2026	249,895	250,000	98.89	249,139	3.86	0.61	3/1/2022
59163PKJ1	METRO OR-TXBL	3.25	6/1/2026	597,267	550,000	99.68	554,198	3.73	0.65	6/9/2021
20772KNX3	CONNECTICUT -TXBL -A	1.12	6/1/2026	240,678	250,000	98.20	246,426	3.88	0.65	6/15/2022
20772KJY6	CONNECTICUT ST-A-TXBL	2.35	7/1/2026	928,335	925,000	98.87	919,991	3.88	0.73	2/9/2022
3130AMZN5	FEDERAL HOME LOAN BANK	1.50	6/30/2026	912,600	1,000,000	98.66	989,740	3.66	0.73	6/30/2021
68583RDA7	OR CMNTY CLG DT-TXBL	1.15	6/30/2026	90,951	90,000	98.05	88,504	3.81	0.73	9/21/2021
158855EW2	CHANDLER-REV-REF-TXBL	1.39	7/1/2026	237,000	240,000	98.25	236,641	3.76	0.74	2/1/2022
64966SEM4	NTC-TXBL-REF-D-PREREF	1.22	8/1/2026	101,679	105,000	97.75	102,845	3.98	0.82	6/3/2022
64966SEX0	NYC-TXBL-REF-D-UNREFD	1.22	8/1/2026	867,471	895,000	97.86	877,697	3.84	0.82	6/3/2022
3133EMZ88	FEDERAL FARM CREDIT BANK	0.83	8/10/2026	991,375	1,100,000	97.56	1,074,420	3.74	0.84	8/10/2021
3133EM3T7	FEDERAL FARM CREDIT BANK	0.87	9/1/2026	1,250,423	1,250,000	97.41	1,218,506	3.76	0.90	9/1/2021
3133ENBK5	FEDERAL FARM CREDIT BANK	1.14	10/20/2026	499,000	500,000	97.45	489,789	3.63	1.03	10/20/2021
91282CJK8	US TREASURY N/B	4.63	11/15/2026	3,293,837	3,270,000	100.97	3,358,942	3.73	1.07	6/20/2025
3130APWE1	FEDERAL HOME LOAN BANK	1.50	11/25/2026	1,000,000	1,000,000	97.52	980,460	3.72	1.12	11/19/2021
91282CJT9	US TREASURY N/B	4.00	1/15/2027	13,916,400	13,940,000	100.38	14,110,462	3.70	1.24	1/30/2024
3133ENLZ1	FEDERAL FARM CREDIT BANK	1.78	1/26/2027	1,200,000	1,200,000	97.53	1,174,181	3.71	1.28	1/26/2022
3130AQYG2	FEDERAL HOME LOAN BANK	2.50	2/25/2027	575,000	575,000	98.41	567,266	3.68	1.36	3/4/2022
64966MWN5	NEW YORK-E-2-TXBL	3.55	3/1/2027	353,005	345,000	99.57	344,537	3.86	1.37	8/1/2022
91282CLL3	US TREASURY N/B	3.38	9/15/2027	12,255,145	12,315,000	99.54	12,276,598	3.62	1.88	10/1/2024
91282CAU5	US TREASURY N/B	0.50	10/31/2027	2,355,162	2,500,000	93.81	2,350,356	3.61	2.03	5/15/2023
91282CGH8	US TREASURY N/B	3.50	1/31/2028	3,746,651	3,770,000	99.73	3,782,203	3.62	2.21	5/19/2023
9128283W8	US TREASURY N/B	2.75	2/15/2028	2,249,183	2,300,000	98.02	2,262,538	3.63	2.27	8/29/2024
91282CBP5	US TREASURY N/B	1.13	2/29/2028	2,340,446	2,500,000	94.30	2,359,833	3.61	2.35	8/1/2024
9128284N7	US TREASURY N/B	2.88	5/15/2028	929,219	950,000	98.13	942,542	3.63	2.47	5/19/2023
36179Y2M5	G2 MA9780	6.00	7/20/2054	6,921,259	6,863,918	101.96	7,033,045	5.13	2.54	7/10/2024
91282CHK0	US TREASURY N/B	4.00	6/30/2028	10,989,408	11,000,000	100.98	11,219,106	3.62	2.56	6/21/2024
36179X5H5	G2 MA8948	5.50	6/20/2053	1,012,603	1,012,603	101.27	1,030,105	4.96	2.69	6/26/2023
91282CHX2	US TREASURY N/B	4.38	8/31/2028	3,617,500	3,600,000	102.04	3,686,748	3.63	2.71	11/1/2024
36179YKS2	G2 MA9305	5.50	11/20/2053	4,605,607	4,600,013	101.50	4,690,004	4.88	2.74	1/24/2024
36179YS62	G2 MA9541	5.50	3/20/2054	11,981,508	12,054,621	101.05	12,236,807	5.07	2.83	3/20/2024
36179Y5L4	G2 MA9851	5.50	8/20/2054	7,244,941	7,283,138	100.93	7,384,544	5.14	2.98	12/30/2024
36180AAF0	G2 MA9906	5.50	9/20/2054	6,838,325	6,796,997	100.87	6,886,944	5.17	3.01	9/18/2024
91282CDL2	US TREASURY N/B	1.50	11/30/2028	1,673,134	1,800,000	93.64	1,694,540	3.65	3.03	1/2/2024
91282CDP3	US TREASURY N/B	1.38	12/31/2028	881,786	950,000	93.11	887,808	3.64	3.12	2/1/2024
3618N5C64	G2 MB0092	5.50	12/20/2054	16,703,165	16,705,707	100.88	16,929,452	5.18	3.13	2/21/2025
91282CKT7	US TREASURY N/B	4.50	5/31/2029	11,084,181	11,000,000	102.81	11,474,902	3.67	3.32	6/3/2024
36179XLJ3	G2 MA8429	5.50	11/20/2052	914,092	919,416	101.01	932,925	5.20	3.58	2/22/2024
91282CFT3	US TREASURY N/B	4.00	10/31/2029	9,035,835	9,015,000	101.13	9,267,322	3.70	3.68	12/2/2024
91282CFY2	US TREASURY N/B	3.88	11/30/2029	9,487,264	9,495,000	100.65	9,679,892	3.71	3.77	1/14/2025
91282CGB1	US TREASURY N/B	3.88	12/31/2029	2,595,381	2,650,000	100.64	2,693,079	3.71	3.85	1/2/2025
91282CMG3	US TREASURY N/B	4.25	1/31/2030	14,794,608	14,700,000	102.12	15,116,456	3.72	3.91	1/28/2025
36179X5G7	G2 MA8947	5.00	6/20/2053	12,857,442	13,067,683	99.96	13,117,297	5.00	4.14	6/26/2023
36179YU51	G2 MA9604	5.00	4/20/2054	7,263,283	7,312,737	99.57	7,311,908	5.09	4.30	8/12/2024
36180AAE3	G2 MA9905	5.00	9/20/2054	4,970,190	4,954,015	99.57	4,953,453	5.09	4.44	9/18/2024
36180AB93	G2 MA9964	5.00	10/20/2054	3,310,740	3,346,217	99.57	3,345,771	5.09	4.48	10/18/2024
3618N5C56	G2 MB0091	5.00	12/20/2054	16,629,346	16,959,503	99.58	16,959,447	5.09	4.54	2/21/2025
	Total	4.26		246,784,551	248,170,071	100.30	250,575,426	4.29	2.73	

Cusip	Name	Coupon	Maturity	Principal Cost	Current Face	USB Price - 9/30/2025	USB - Total Market Value & Accrued	Yield To Worst	Eff. Duration	Purchase Date
31846V567	FIRST AM GOVT OBLIG-Z			253,623	253,623	100.00	254,198	4.02	0.12	9/5/2025
3135G06Q1	FANNIE MAE	0.64	12/30/2025	1,200,255	1,200,000	99.17	1,191,921	4.01	0.25	12/23/2020
3130AKN85	FEDERAL HOME LOAN BANK	0.55	1/20/2026	200,000	200,000	98.98	198,167	3.94	0.30	1/19/2021
38151LAG5	GOLDMAN SACHS BANK USA	5.41	5/21/2027	200,000	200,000	100.77	205,446	4.18	0.62	5/15/2024
46647PCP9	JPMORGAN CHASE & CO	1.47	9/22/2027	457,006	475,000	97.48	463,200	4.13	0.95	4/15/2025
21688AAY8	COOPERAT RABOBANK UA/NY	5.50	10/5/2026	753,178	755,000	101.58	787,200	3.90	0.96	10/31/2023
61690U8G8	MORGAN STANLEY BANK NA	4.45	10/15/2027	1,619,941	1,620,000	100.24	1,657,091	4.21	0.99	10/16/2024
025816CM9	AMERICAN EXPRESS CO	1.65	11/4/2026	433,503	450,000	97.50	441,795	4.00	1.06	6/18/2024
17325FBL1	CITIBANK NA	4.88	11/19/2027	1,600,000	1,600,000	100.78	1,641,070	4.16	1.08	11/12/2024
38145GAH3	GOLDMAN SACHS GROUP INC	3.50	11/16/2026	519,387	530,000	99.35	533,506	4.09	1.08	5/10/2024
3137BVZ82	FHMS K063 A2	3.43	1/25/2027	1,741,324	1,760,000	99.36	1,753,820	3.82	1.13	5/18/2023
3137FREE7	FHMS KJ28 A2	2.31	10/25/2027	631,128	651,267	97.76	637,905	4.04	1.22	1/8/2024
90261AAD4	UBS AG STAMFORD CT	4.86	1/10/2028	260,000	260,000	100.85	265,048	4.17	1.22	1/6/2025
06051GGF0	BANK OF AMERICA CORP	3.82	1/20/2028	443,624	450,000	99.54	451,301	4.19	1.25	4/15/2025
912828Z78	US TREASURY N/B	1.50	1/31/2027	338,916	350,000	97.17	340,987	3.69	1.30	3/12/2025
06406RAB3	BANK OF NY MELLON CORP	3.44	2/7/2028	442,382	450,000	99.32	449,254	3.96	1.30	4/15/2025
857477CL5	STATE STREET CORP	4.99	3/18/2027	509,815	510,000	101.54	518,768	3.84	1.33	3/13/2024
440452AK6	HORMEL FOODS CORP	4.80	3/30/2027	517,263	515,000	101.12	520,857	3.98	1.35	8/8/2024
21688ABD3	COOPERAT RABOBANK UA/NY	5.04	3/5/2027	750,000	750,000	101.57	764,536	3.90	1.37	2/27/2024
05565ECH6	BMW US CAPITAL LLC	4.90	4/2/2027	429,744	430,000	101.24	445,813	4.04	1.41	3/25/2024
3137F1G44	FHMS K065 A2	3.24	4/25/2027	1,037,185	1,055,000	98.94	1,046,668	3.86	1.42	6/8/2023
10373QAZ3	BP CAP MARKETS AMERICA	3.59	4/14/2027	514,879	525,000	99.46	530,909	3.95	1.46	5/15/2024
14913UAL4	CATERPILLAR FINL SERVICE	5.00	5/14/2027	759,550	760,000	101.74	787,647	3.88	1.52	5/7/2024
637639AN5	NATIONAL SECS CLEARING	4.35	5/20/2027	249,818	250,000	100.70	255,705	3.90	1.55	5/13/2025
91282CNE7	US TREASURY N/B	3.88	5/31/2027	1,250,044	1,250,000	100.35	1,270,540	3.66	1.58	7/21/2025
63253QAJ3	NATIONAL AUSTRALIA BK/NY	5.09	6/11/2027	1,550,587	1,550,000	101.93	1,604,070	3.89	1.59	6/3/2024
24422EXR5	JOHN DEERE CAPITAL CORP	4.90	6/11/2027	524,633	525,000	101.63	541,439	3.89	1.60	6/6/2024
09290DAH4	BLACKROCK FUNDING INC	4.60	7/26/2027	1,040,103	1,040,000	101.33	1,062,480	3.80	1.65	7/17/2024
02665WFK2	AMERICAN HONDA FINANCE	4.90	7/9/2027	714,839	715,000	101.41	733,083	4.06	1.67	7/8/2024
3137H9MM8	FHMS KJ43 A1	4.38	12/25/2028	707,704	711,282	100.34	716,259	4.06	1.77	1/2/2024
00440KAA1	ACCENTURE CAPITAL INC	3.90	10/4/2027	149,871	150,000	100.11	153,034	3.84	1.81	10/1/2024
89236TMS1	TOYOTA MOTOR CREDIT CORP	4.35	10/8/2027	815,022	815,000	100.85	838,948	3.91	1.88	10/7/2024
3137FCJK1	FHMS K070 A2	3.30	11/25/2027	1,089,528	1,125,000	98.73	1,113,787	3.87	1.93	7/1/2024
3137F7T21	FHR 5050 XA	1.00	7/15/2039	613,322	669,362	92.98	622,937	4.55	1.97	7/19/2024
58769JAZ0	MERCEDES-BENZ FIN NA	4.90	11/15/2027	799,377	800,000	101.59	827,537	4.11	1.97	11/12/2024
3136AY2H5	FNA 2017-M14 A2	2.90	11/25/2027	426,673	437,088	97.61	427,652	3.98	1.97	5/1/2025
3137FTFX0	FHMS K109 A1	1.04	10/25/2029	356,755	390,768	94.11	368,073	3.95	2.03	4/19/2024
3137F66V4	FHR 5042 DA	1.00	5/15/2041	627,007	678,003	93.30	633,163	4.17	2.10	7/19/2024
63743HFW7	NATIONAL RURAL UTIL COOP	4.75	2/7/2028	214,926	215,000	101.47	219,701	4.06	2.12	2/4/2025
713448GA0	PEPSICO INC	4.45	2/7/2028	502,503	500,000	101.39	510,293	3.80	2.13	3/5/2025
532457CU0	ELI LILLY & CO	4.55	2/12/2028	914,536	910,000	101.49	929,204	3.86	2.14	2/10/2025
3137F7TC9	FHR 5050 XL	1.00	7/15/2036	732,884	796,120	92.28	735,309	4.59	2.14	7/16/2024
3137HBC69	FHMS KJ48 A1	4.86	5/25/2028	778,066	778,069	101.66	794,166	4.00	2.16	12/6/2023
17275RBW1	CISCO SYSTEMS INC	4.55	2/24/2028	462,670	460,000	101.54	469,226	3.85	2.17	3/5/2025
427866BK3	HERSHEY COMPANY	4.55	2/24/2028	453,175	450,000	101.59	459,246	3.83	2.17	3/5/2025
166756BB1	CHEVRON USA INC	4.48	2/26/2028	803,882	800,000	101.40	814,649	3.84	2.18	3/5/2025
571676AX3	MARS INC	4.60	3/1/2028	580,579	580,000	101.22	589,317	4.05	2.19	3/5/2025
478160DH4	JOHNSON & JOHNSON	4.55	3/1/2028	907,865	900,000	101.98	921,233	3.66	2.20	3/5/2025
49177JAF9	KENVUE INC	5.05	3/22/2028	321,722	315,000	102.17	322,221	4.09	2.24	6/27/2025
20271RAV2	COMMONWEALTH BK AUSTR NY	4.42	3/14/2028	470,000	470,000	101.18	476,542	3.91	2.31	3/6/2025
05565ECW3	BMW US CAPITAL LLC	4.75	3/21/2028	339,909	340,000	101.46	345,413	4.12	2.31	3/17/2025
17252MAR1	CINTAS CORPORATION NO. 2	4.20	5/1/2028	359,604	360,000	100.43	367,802	4.02	2.32	4/28/2025
231021AY2	CUMMINS INC	4.25	5/9/2028	29,982	30,000	100.75	30,728	3.93	2.34	5/6/2025
637639AK1	NATIONAL SECS CLEARING	5.00	5/30/2028	423,719	415,000	102.49	432,300	3.98	2.37	6/26/2025
3137F8ZU0	FHMS K123 A1	0.93	6/25/2030	968,222	1,076,691	92.71	998,994	4.03	2.38	4/8/2024
3136B2HA3	FNA 2018-M10 A2	3.47	7/25/2028	466,918	474,122	98.61	468,833	3.94	2.39	5/1/2025
90327QDA4	USAA CAPITAL CORP	4.38	6/1/2028	169,715	170,000	100.93	174,043	3.99	2.39	5/29/2025
009158BN5	AIR PRODUCTS & CHEMICALS	4.30	6/11/2028	250,119	250,000	100.91	255,547	3.93	2.42	7/25/2025
032654BD6	ANALOG DEVICES INC	4.25	6/15/2028	324,684	325,000	100.70	331,304	3.97	2.43	6/12/2025
40428HR95	HSBC USA INC	4.65	6/3/2028	450,032	450,000	101.41	463,222	4.08	2.46	5/28/2025
544647KY5	LOS ANGELES UNIF SD-B	4.42	7/1/2028	140,000	140,000	101.56	144,555	3.82	2.55	4/24/2025
3136BQDE6	FNA 2023-M6 A2	4.19	7/25/2028	969,728	1,002,599	100.19	1,007,987	4.04	2.55	10/30/2023
3137HAMH6	FHMS K506 A2	4.65	8/25/2028	991,331	1,000,000	101.57	1,019,585	3.97	2.57	9/7/2023
3137HAQ74	FHMS K508 A2	4.74	8/25/2028	972,087	985,000	101.93	1,007,921	3.93	2.59	10/11/2023
3137HAMS2	FHMS K507 A2	4.80	9/25/2028	992,857	1,000,000	101.99	1,023,850	3.98	2.62	9/20/2023
63743HFZ0	NATIONAL RURAL UTIL COOP	4.15	8/25/2028	199,784	200,000	100.27	201,370	4.05	2.63	8/19/2025
3137F72N4	FHMS K120 A1	0.89	7/25/2030	849,755	949,703	91.97	874,138	3.98	2.65	3/26/2024
3137HAST4	FHMS K509 A2	4.85	9/25/2028	730,544	745,000	102.30	765,116	3.93	2.67	10/25/2023
3137HB3D4	FHMS K510 A2	5.07	10/25/2028	369,334	370,000	102.70	381,564	4.01	2.70	11/14/2023
3137HB3G7	FHMS K511 A2	4.86	10/25/2028	1,156,373	1,155,000	102.28	1,185,954	3.97	2.73	11/28/2023
3137HBCF9	FHMS K512 A2	5.00	11/25/2028	508,014	505,000	102.57	520,078	4.01	2.75	12/11/2023

Kane County - Portfolio Analysis - 9-30-2025 - PFMAM

Cusip	Name	Coupon	Maturity	Principal Cost	Current Face	USB Price - 9/30/2025	USB - Total Market Value & Accrued	Yield To Worst	Eff. Duration	Purchase Date
437076DH2	HOME DEPOT INC	3.75	9/15/2028	114,926	115,000	99.64	114,777	3.88	2.77	9/8/2025
3137HBLV4	FHMS K514 A2	4.57	12/25/2028	1,038,349	1,050,000	101.46	1,069,373	3.99	2.82	6/3/2024
3137HBFY5	FHMS K513 A2	4.72	12/25/2028	573,729	570,000	101.89	583,040	4.01	2.87	1/10/2024
3137HCKQ4	FHMS K519 AS	4.83	3/25/2029	1,046,811	1,046,811	99.88	1,046,279	4.87	3.07	4/9/2024
3137HCTM4	FHMS K521 AS	4.87	3/25/2029	1,022,889	1,022,889	99.81	1,021,802	4.93	3.09	5/8/2024
3137FLMV3	FHMS K090 A2	3.42	2/25/2029	584,584	600,000	98.38	591,973	3.90	3.10	4/1/2025
3137HDJJ0	FHMS K522 A2	4.80	5/25/2029	1,008,454	1,008,457	102.35	1,035,561	4.01	3.13	6/5/2024
3137HDJW1	FHMS K523 AS	4.90	4/25/2029	1,049,090	1,049,090	100.16	1,051,674	4.85	3.14	6/18/2024
64972JUJ5	NYC TRANSITIONAL-I-2	4.62	5/1/2029	165,000	165,000	102.13	171,101	3.97	3.22	5/15/2025
3137HBPF5	FHMS KJ49 A1	5.01	9/25/2030	707,118	707,134	102.68	729,057	4.17	3.37	2/22/2024
3137HFF59	FHMS K527 A2	4.62	7/25/2029	719,612	710,000	101.91	726,315	4.01	3.39	8/13/2024
3137HDXL9	FHMS K526 A2	4.54	7/25/2029	941,750	935,000	101.69	954,379	4.01	3.40	8/7/2024
3137HH6C0	FHMS K529 A2	4.79	9/25/2029	640,150	630,000	102.54	648,542	4.03	3.51	10/8/2024
3136B4GL6	FNR 2019-13 CA	3.50	4/25/2049	734,013	773,097	96.47	748,070	4.41	3.75	1/18/2024
3137HKPG3	FHMS K537 AS	4.87	1/25/2030	415,000	415,000	99.94	415,086	4.89	3.80	3/11/2025
64972JUK2	NYC TRANSITIONAL-I-2	4.72	5/1/2030	170,000	170,000	102.75	177,385	4.06	4.03	5/15/2025
91282CGZ8	US TREASURY N/B	3.50	4/30/2030	979,239	1,000,000	99.04	1,005,117	3.73	4.14	6/2/2025
91282CHF1	US TREASURY N/B	3.75	5/31/2030	598,954	600,000	100.07	608,002	3.73	4.19	7/1/2025
3137HMCK4	FHMS K545 A2	4.29	7/25/2030	469,348	470,000	100.80	475,436	4.07	4.23	7/29/2025
91282CNK3	US TREASURY N/B	3.88	6/30/2030	1,482,546	1,475,000	100.61	1,498,486	3.73	4.27	9/2/2025
	Total	4.02		59,795,063	60,486,176	100.15	60,968,670	4.03	2.21	

MONTHLY REPORT OF THE KANE COUNTY TREASURER
SEPTEMBER FY 2024 to SEPTEMBER FY 2025 COMPARISON

	BALANCE at 09/30/24	BALANCE at 09/30/25	DIFFERENCE	% DIFFERENCE
TOTAL COLLECTOR ACCOUNTS	$ 73,268,689	$ 41,070,936	$ (32,197,753)	-43.9%
TOTAL TREASURER ACCOUNTS	116,198,793	101,882,401	$ (14,316,392)	-12.3%
TOTAL BOND PROCEEDS ACCOUNTS	764,241	792,931	$ 28,690	3.8%
TOTAL DEMAND BALANCE	190,231,723	143,746,268	$ (46,485,455)	-24.4%
TOTAL INVESTMENT & MANAGED ASSET BALANCE	314,567,010	319,797,737	$ 5,230,728	1.7%
TOTAL DEMAND & INVESTMENT BALANCES	$ 504,798,733	$ 463,544,006	$ (41,254,727)	-8.17%

Less Capital

× 4% i

$1,650,200 Less int. to spend

Monthly Report of the Kane County Treasurer

Comparison - September FY 2024 to September FY 2025

Fund Name	Description	Balance at 09/30/24	Balance at 09/30/25	Difference	% Difference
American Bank & Trust	Public Fund Checking	-	10,000	10,000	0.0%
American Eagle Bank	Small Business Account	-	10,000	10,000	0.0%
Associated Bank	Public Funds Analyzed ECR Check	-	11,979	11,979	0.0%
CIBC	Public Funds MM	61,764	58,275	(3,489)	-5.6%
St. Charles Bank	Government Checking	-	20,044	20,044	0.0%
Chase/First American Bank	Collector Disbursement	276,189	914,672	638,483	231.2%
First American Bank	Checking Account	46	20,186	20,141	44245.4%
First Federal	Checking Account	-	20,000	20,000	0.0%
First Secure	Checking Account	-	10,000	10,000	0.0%
JP Morgan Chase	Premium Commercial MM	225,492	-	(225,492)	-100.0%
	Commercial Checking	72,705,127	38,943,067	(33,762,060)	-46.4%
	Electronic Payments	-	965,703	965,703	0.0%
KCT Credit Union	Premium Member	38	21,773	21,734	56481.8%
Old Second Natl Bank	Checking Account	-	15,115	15,115	0.0%
Prairie Community Bank	Checking Account	2	10,003	10,001	454595.9%
Resource Bank	Public Funds NIB	30	20,120	20,090	67100.3%
TBK Bank	Public Funds MM	-	20,000	20,000	0.0%
TOTAL COLLECTOR ACCOUNTS		**73,268,689**	**41,070,936**	**(32,197,753)**	**-43.9%**
American Bank & Trust	General Fund MM	1,022,287	1,062,508	40,221	3.9%
Associated Bank	Public Funds MM Advantage	28,665	29,855	1,190	4.1%
CIBC	Public Funds Now MM	1,362	1,396	34	2.5%
St. Charles Bank	Business MM	8,156,492	8,538,772	382,280	4.7%
Chase/First American Bank	General Fund MM	17,262,756	2,226,925	(15,035,830)	-87.1%
	Checking Account	2,347,467	2,207,655	(139,812)	-6.0%
	Checking Account	100,550	79,568	(20,982)	-20.9%
	Wires Clearing Account	1	1	-	0.0%
	Longmeadow Tolls	1	4,429,198	4,429,197	0.0%
Byline Bank	Public MMDA	66,020,424	69,187,802	3,167,379	4.8%
Old National Bank	Public Super Ckg Interest	19,919,755	13,602,461	(6,317,294)	-31.7%
JP Morgan Chase	Premium Commercial MM	50,047	-	(50,047)	-100.0%
Subtotal		**114,909,807**	**101,366,141**	**(13,543,666)**	**-11.8%**
Transaction Accounts					
Chase/First American Bank	Unclaimed Funds	157,735	276,342	118,606	75.2%
Chase/FAB Outstanding Checks	Payroll	1,015,942	51,372	(964,570)	-94.9%
Chase/FAB Outstanding Checks	Accounts Payable Clearing	115,309	188,546	73,237	63.5%
Subtotal Transaction Accounts		**1,288,986**	**516,260**	**(772,726)**	**-59.9%**
TOTAL TREASURER ACCOUNTS		**116,198,793**	**101,882,401**	**(14,316,392)**	**-12.3%**
Chase/FAB Longmeadow Construction Fund	Premium Yield MM	4,136	4,292	155	3.8%
Chase/FAB Multi Use Facility Bond	Premium Yield MM	760,105	788,639	28,535	3.8%
TOTAL BOND PROCEEDS ACCOUNTS		**764,241**	**792,931**	**28,690**	**3.8%**
TOTAL DEMAND BALANCE		**190,231,723**	**143,746,268**	**(46,485,455)**	**-24.4%**
Investments (2)		245,069,069	306,579,615	61,510,546	25.1%
The Illinois Funds Managed Asset Acct		13,201,105	13,142,171	(58,933)	-0.4%
Illinois Portfolio IIIT Class		15,760,751	75,951	(15,684,800)	-99.5%
PFM Illinois Trust Managed (Short-Term Account)		40,536,085	-	(40,536,085)	-100.0%
TOTAL INVESTMENT & MANAGED ASSET BALANCE		**314,567,010**	**319,797,737**	**5,230,728**	**1.7%**
TOTAL DEMAND & INVESTMENT BALANCES		**504,798,733**	**463,544,006**	**(41,254,727)**	**-8.17%**

THE MONTHLY REPORT OF THE KANE COUNTY ILLINOIS TREASURER

FOR THE PERIOD ENDING, SEPTEMBER 30, 2024

FUND NAME	DESCRIPTION	ENDING BALANCE 9/30/24	INTEREST
American Bank & Trust	Public Fund Checking	-	-
American Eagle Bank	Small Business Account	-	-
Associated Bank	Public Funds Analyzed ECR Checking	-	-
CIBC	Public Funds MM	61,764	1,031
St. Charles Bank	Government Checking	-	-
Chase	Collector Disbursement	276,189	1,306
First American Bank	Public Funds	46	46
First Federal	Checking Account	-	-
First Secure	Checking Account	-	-
JP Morgan Chase	Premium Commercial MM	225,492	125,492
	Commercial Checking	72,705,127	756,483
	Electronic Payments	-	-
KCT Credit Union	Premium Member	38	33
Old Second Natl Bank	Checking Account	-	-
Prairie Community Bank	Checking Account	2	2
Resource Bank	Public Funds NIB	30	30
TBK Bank	Public Funds MM	-	-
TOTAL COLLECTOR ACCOUNTS		**73,268,689**	**884,424**
American Bank & Trust	General Fund MM	1,022,287	3,923
Associated Bank	Public Funds MM Advantage	28,665	113
CIBC	Public Funds Now MM	1,362	3
St. Charles Bank	Business MM	8,156,492	36,439
Chase	General Fund MM	17,262,756	62,756
	Checking Account	2,347,467	6,544
	Checking Account	100,550	550
	Wires Clearing Account	1	-
	Longmeadow Tolls	1	-
Byline Bank	Public MMDA	66,020,424	298,375
Old National Bank	Public Super Ckg Interest	19,919,755	86,313
Chase	Premium Commercial MM	50,047	147
Subtotal		**114,909,807**	**495,163**
Transaction Accounts			
Chase	Unclaimed Funds	157,735	571
Chase Outstanding Checks	Payroll	1,015,942	4,914
Chase Outstanding Checks	Accounts Payable Clearing	115,309	6,447
Subtotal Transaction Accounts		**1,288,986**	**11,932**
TOTAL TREASURER ACCOUNTS		**116,198,793**	**507,095**
Chase Longmeadow Construction Fund	Premium Yield MM	4,136	15
Chase Multi Use Facility Bond	Premium Yield MM	760,105	2,752
TOTAL BOND PROCEEDS ACCOUNTS		**764,241**	**2,767**
TOTAL DEMAND BALANCE		**190,231,723**	**1,394,285**
Investments (2)		245,069,069	777,794
The Illinois Funds Managed Asset Acct		13,201,105	48,106
Illinois Portfolio IIIT Class		15,760,751	66,414
PFM Illinois Trust Managed (Short-Term Account)		40,536,085	183,322
TOTAL INVESTMENT & MANAGED ASSET BALANCE		**314,567,010**	**1,075,636**
TOTAL DEMAND & INVESTMENT BALANCES		**504,798,733**	**2,469,921**

ACCOUNT ASSETS	ACTUAL-BOOK VALUE	CURRENT MARKET VALUE	9/30/2024 INTEREST EARNINGS REC'D IN CURRENT MONTH
FDIC Savings/Checking Accounts	115,674,048	115,674,048	497,930
Investments (2)	245,069,069	247,886,961	777,794
The Illinois Funds Managed Asset Acct	13,201,105	13,201,105	48,106
Illinois Portfolio, IIIT Class	15,760,751	15,760,751	66,414
PFM Illinois Trust Managed (Short-Term Account)	40,536,085	40,567,719	183,322
Subtotal Investments	**314,567,010**	**317,416,535**	**1,075,636**
GRAND TOTAL TREASURER	**430,241,057**	**433,090,583**	**1,573,565**
GRAND TOTAL COLLECTOR (Next Page)	73,268,689	73,268,689	884,424
GRAND TOTAL TRANSACTION (Next Page)	1,288,986	1,288,986	11,932
TOTAL DEMAND AND INVESTMENTS	**504,798,733**	**507,648,258**	**2,469,921**

Supplemental "Contextual" Economic Data

October 2025

Two Centuries of Debt in Four Years

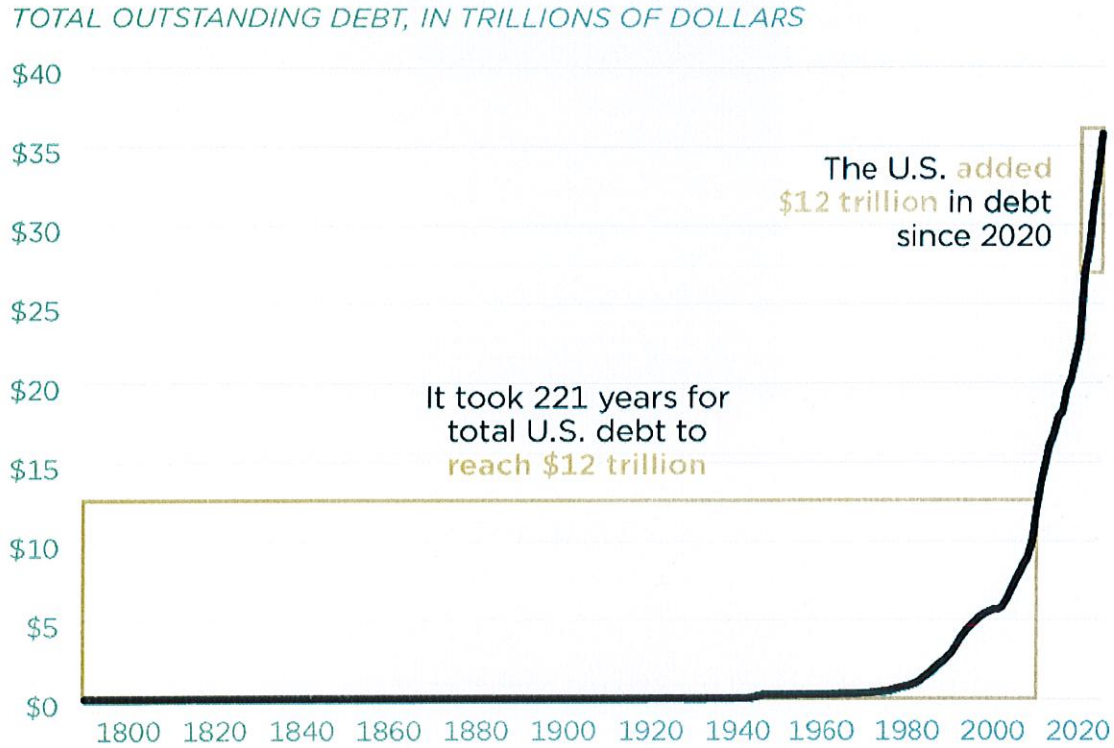

From 2020 to 2024, a span of just four years, the federal government added $12 trillion to the national debt as a result of a massive spending spree. It took the government 220 years, from George Washington to Barack Obama, to initially reach $12 trillion in debt.

READ MORE

SHARE CHART ON TWITTER | SHARE CHART ON FACEBOOK | DOWNLOAD IMAGE | DOWNLOAD FLOOR CHART

Updated October 17, 2024

Source: Treasury Department

RELATED CHARTS

MAIN

US Debt by year

The US national debt has increased significantly over the past century, climbing from $17 billion in 1929 to an estimated $37.6 trillion by the end of the fiscal year 2025. Major world events and economic conditions have heavily influenced the national debt's trajectory.

US national debt by year (1929–2025)

Below are key historical debt figures, primarily at the end of each fiscal year:

- **1929:** $17 billion
- **1945:** $259 billion, after a large increase to fund World War II.
- **1960:** $286 billion.
- **1980:** $908 billion. Debt began to accelerate rapidly in the 1980s.
- **1990:** $3.2 trillion.
- **2000:** $5.7 trillion.
- **2008:** $10.0 trillion, following the Great Recession.
- **2015:** $18.2 trillion. $8 T
- **2020:** $26.9 trillion, due to economic impacts from the COVID-19 pandemic.
- **2021:** $28.4 trillion.
- **2022:** $30.9 trillion.
- **2023:** $33.2 trillion.
- **2024:** $35.5 trillion.
- **2025:** $37.6 trillion (estimated).

$8T

Key trends in the national debt

- **Post-WWII decline:** Following World War II, the national debt shrank briefly. Its growth then largely matched the rate of inflation until the 1980s.
- **Accelerated growth since the 1980s:** Debt growth accelerated rapidly in the 1980s, more than tripling during that decade.
- **GDP ratio:** The debt-to-GDP ratio surpassed 100% in 2013 and has recently reached 125% for fiscal year 2025.
- **Causes of growth:** Major drivers for the accumulating national debt include federal budget deficits, national emergencies, and structural factors like an aging population, rising healthcare costs, and interest payments on the debt.

6 sites

Understanding the National Debt | U.S. Treasury Fiscal Data
Oct 5, 2025 — Visit the Historical Debt Outstanding dataset to explore and...
U.S. Treasury Fiscal Data (.gov)

U.S. National Debt by Year - Investopedia
Sep 10, 2025 — As of September 2025, the U.S. national debt was ove...
Investopedia

Historical Debt Outstanding - U.S. Treasury Fiscal Data
Historical Debt Outstanding is a dataset that provides a summary of...
U.S. Treasury Fiscal Data (.gov)

Show all

Ask anything

Lauzen, Chris

From: Donenfeld, Luke <ldonenfeld@stifel.com> : Source
Sent: Monday, October 6, 2025 9:56 AM
Subject: EX: Big Board: New Issue / CD Offerings: *** Monday October 6, 2025 *** FDIC / NCUSIF Insured ***

Happy Monday !!!

We hope you are doing well and having a good day. Below, we have provided a list of Bullet & Callable Negotiable CD's for your investment consideration.

We look forward to speaking with you soon.

Have a wonderful day.

Treasury Yield Curve – YTD: **Belly has lost 4%, expect your very shorter rates to follow with the next Cut. Money Market yields are down 20% from a year ago. If rates drop another 100 BPs between now and this time next year, that would be an additional 25% cut in your yield. Longer term CDs can get you through the Valley of Lower Rates to the other side- and hopefully higher rates in the future to invest into. *And yes, rates can go a lot lower from current rates.***

45% cut in i rate.

Investors See Fed Cutting Rates Toward Neutral Amid Rising Downside Employment Risks

Implied Funds Rate after Each Fed Meeting Through 2026 | Fed Funds Futures

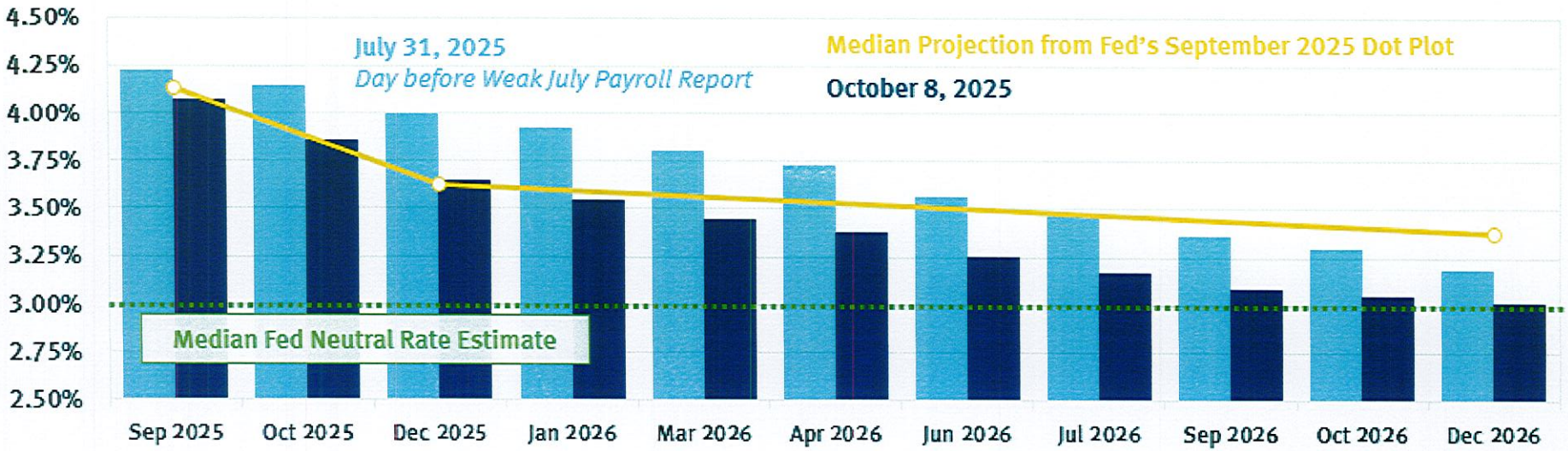

Number of Cuts Implied by Futures Through End of 2026

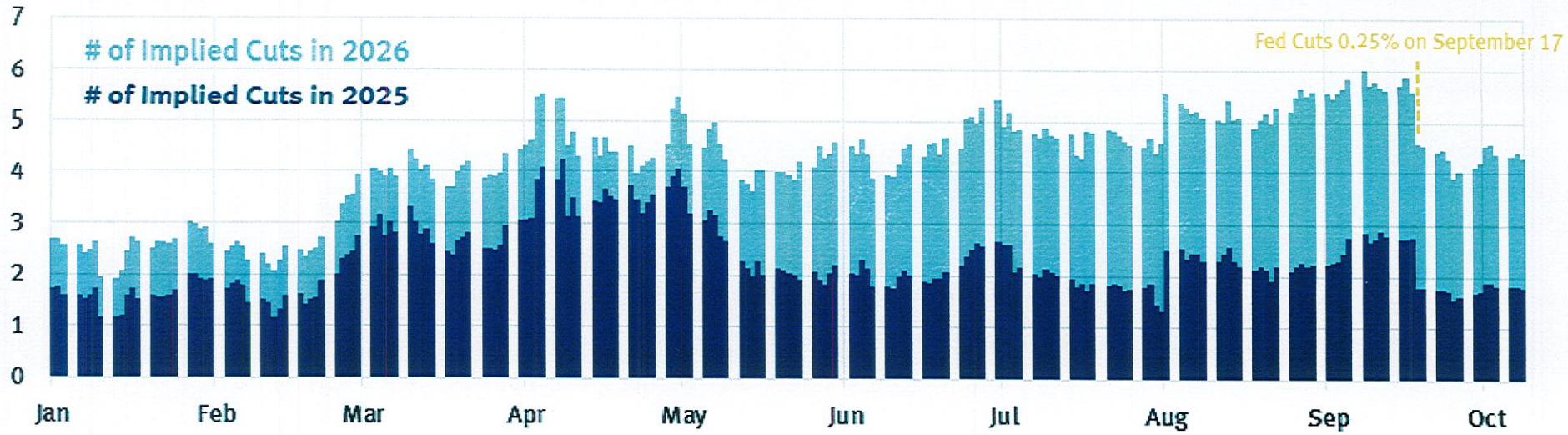

SOURCES: BLOOMBERG FINANCE L.P., STIFEL

Rising Interest Expense is Both a Rates and a Debt Level Problem

Total Federal Debt and Nominal GDP *(Trillions)*

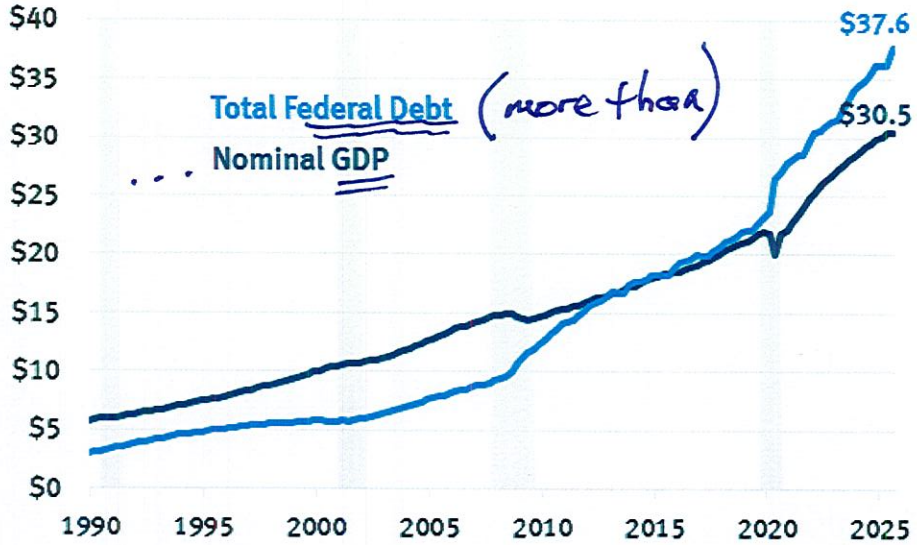

Total Federal Interest Payments *(Trillions, Trailing 12)*

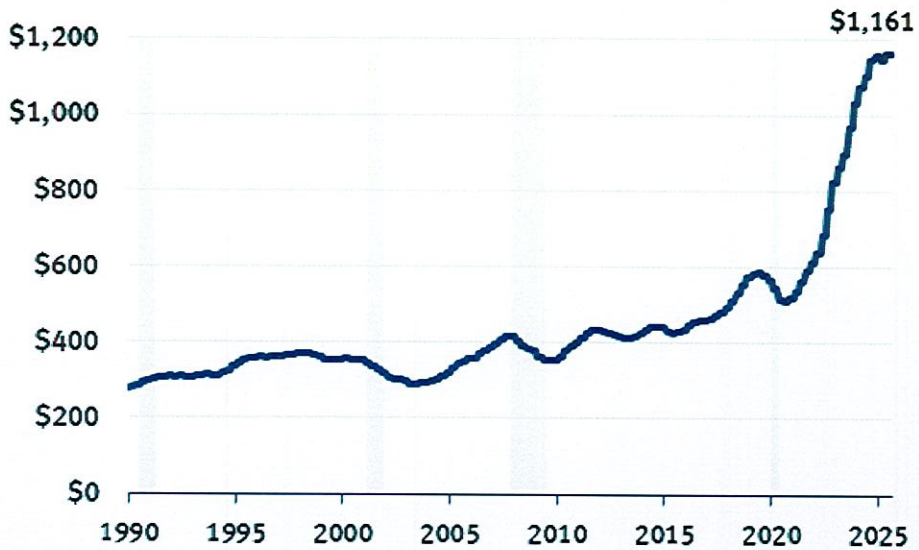

Interest Rates

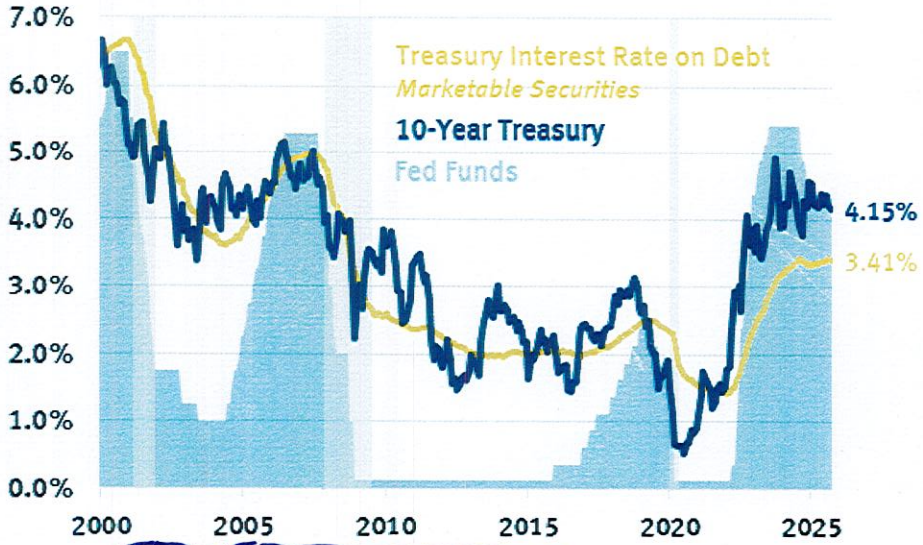

Sources: Treasury, Bloomberg Finance L.P., Stifel

Total Interest Payments *(Trillions, Trailing 12M)*

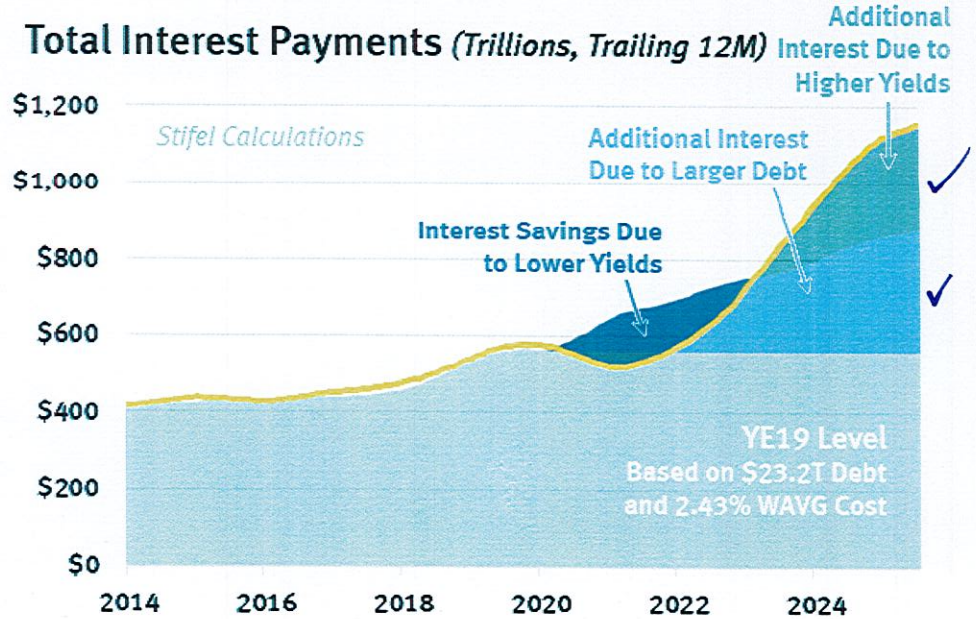

Chart of the Week: Monumental Move in Gold

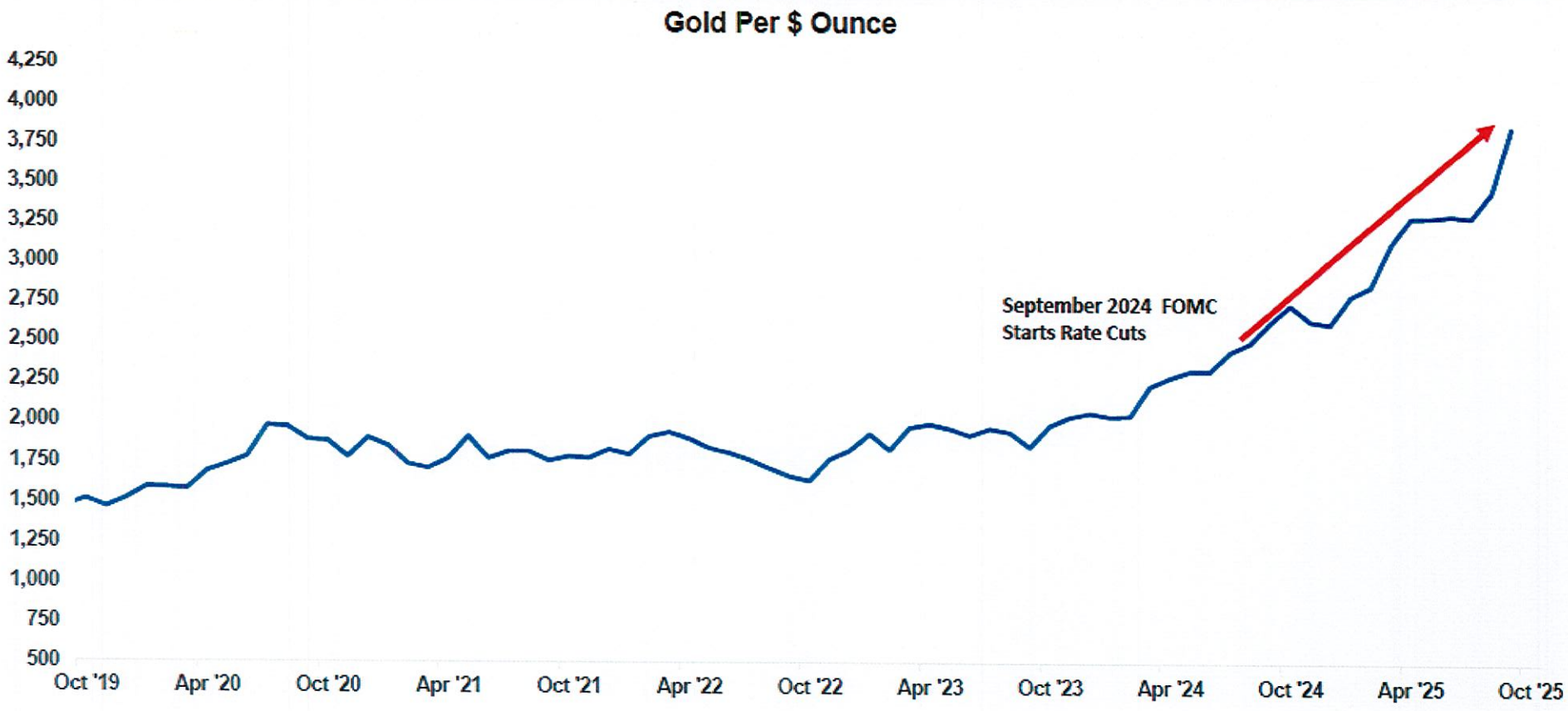

Source: Fifth Third Brokerage
10/15/25

Weekly Market Recap

10-Year Treasury Yield for Week Ending October 3, 2025

STIFEL

Government Shutdown Delays Official Labor Reports, But Yields Fall After Other Evidence Shows Momentum Continues to Slow

Craig Dismuke
Managing Director
dismukec@stifel.com
(901) 766-3305

Dudley Carter
Managing Director
carterdu@stifel.com
(901) 762-5835

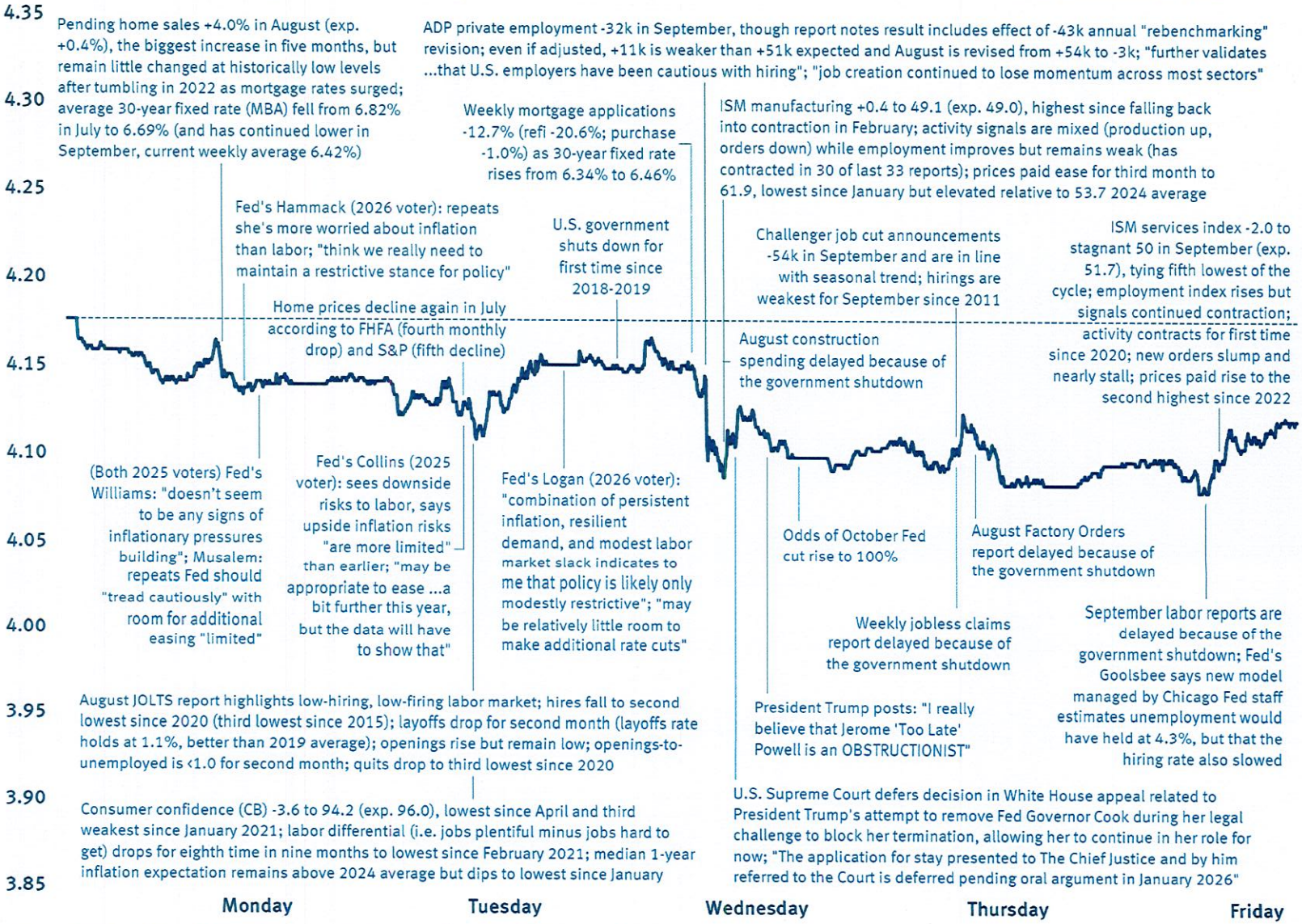

This report is intended for institutional investors only. Please see the last page for important disclosures.
© 2025 Stifel, Nicolaus & Company, Incorporated | 775 Ridge Lake Blvd., Memphis, TN 38120 | Member NYSE & SIPC

Cracks have appeared in the markets for bank loans, private credit, and credit derivatives. One obvious symptom of a problem: bankruptcies.

Public Bonds Are Hot. Why Is Private Credit Flashing Distress?

BY RANDALL W. FORSYTH

It's two different worlds for income investors. In the markets for publicly traded corporate bonds, things couldn't be better. Both investment-grade and speculative-grade securities are trading at historically slim yield margins over putatively riskless government debt. That translates into high relative prices for both quality and junk bonds.

But cracks are appearing in other parts of the credit sphere, notes Cliff Noreen, former head of global investment strategy at MassMutual: Notably, the markets for bank loans, private credit, and credit derivatives have shown symptoms of distress.

Bankruptcies have been the most apparent symptom, along with selloffs in publicly traded shares in companies participating in those sectors, such as business development companies and loan funds. Meanwhile, all of this has come amid a push for individuals' retirement accounts to gain access to private credit.

In the public credit markets, these are boom times. Massive sales of new corporate bonds have been met with even bigger buying demand. U.S. investment-grade companies issued $207 billion in September, the fifth-biggest monthly tally on record, drawn by favorable financing conditions, according to Bloomberg. Those offerings often were oversubscribed many times over, Noreen says, helped by large inflows into exchange-traded funds.

Much of that demand reflects Federal Reserve interest-rate cuts, both the quarter-percentage-point reduction in September, plus expectations of two more such moves later this month and in December. Another two trims are priced in the federal-funds futures market by mid-2026, which would bring the target for the central bank's key policy rate down to a range of 3% to 3.25%, a full percentage point below current levels.

While public bonds have rallied, with the **iShares iBoxx $ Investment Grade Corporate Bond** ETF returning 8.13% for the year through Oct. 1, according to Morningstar data, loans have done less well of late. For floating-rate bank loans, Fed rate cuts are seen as a negative since they would lower the loans' interest payments.

Scott Carahar, head of senior loans at Nuveen, which has $28.7 billion of loans under management, insists it's a mistake for investors to turn their back on the asset class for that reason. He calls these loans, which typically are senior to other debt on borrowers' balance sheets, a powerful diversifier for investor portfolios.

Even with the expected Fed rate cuts, loans that currently pay about 7% would drop to 6%, still an attractive return, he adds. So far this year, the firm's main loan mutual fund, **Nuveen Floating Rate Income**, has returned 4.81%. Over the past 12 months, however, it returned 7.29%, versus the iShares corporate ETF's 3.46% return.

But closed-end funds, or CEFs, that invest in senior loans have declined in price recently, notes David Tepper, who heads Tepper Capital Management, which specializes in CEF portfolios. Discounts on these funds' net asset values have widened to about 8% from about 2% on average this year amid concerns that lower short-term rates might lead to lower payouts. He sees this as a buying opportunity in selected CEFs, including the **Invesco Senior Income**, **Eaton Vance Senior Income**, and **Eaton Vance Senior Floating Rate** funds.

Still, there have been rumbles elsewhere in credit, notably related to the automotive sector.

Tricolor Holdings, a lender to individuals lacking credit, filed for Chapter 7 bankruptcy liquidation last month. Left, a Tricolor dealership in Houston.

Mark Felix/Bloomberg

Last month, Tricolor Holdings, a lender to individuals lacking credit that was the focus of a 2022 *Barron's* investigation over its lending practices, filed for Chapter 7 bankruptcy liquidation. Some major banks, including **JPMorgan Chase** and **Fifth Third Bancorp**, face exposure to Tricolor's bankruptcy.

That was followed by the Chapter 11 bankruptcy of auto parts company First Brands, which had $6 billion of leveraged loans outstanding. Of that, some $2 billion was included in collateralized loan obligations, according to a report this past week by PitchBook.

CLOs are similar to the notorious collateralized mortgage obligations, or CMOs, which were at the center of the 2008-09 financial crisis. CLOs slice and dice loans into tranches, with the top tier getting paid off first and others getting paid in succession and yielding more. A big difference: CLOs' credit losses have been rare, in contrast to CMOs, which took subprime mortgages and conjured them into AAA-rated tranches, with disastrous results.

The combination of safety and yield have made CLO ETFs popular with investors.

But Tepper notes that concerns over credit quality have crept into this sector. The **Janus Henderson Aaa CLO** ETF (which, as its name implies, invests in the top tier CLOs) has out-returned its higher-yielding but riskier stablemate, the **Janus Henderson B-Bbb CLO** ETF, 3.83% to 2.98% year to date.

In addition, business development companies—nonbank lenders to mid-size business—also have come under pressure, as *Barron's* Bill Alpert reported last month. The **VanEck BDC Income** ETF, which tracks the sector, posted a negative return of 6.75% in the latest month, bringing its year-to-date return to minus 5.24%. And that's even with a cushion of 27% of the ETF's portfolio in Treasury bills, according to Morningstar.

Amid these worrying signs, high-yield bonds have been consistently priced richly. According to calculations from Martin Fridson, the dean of speculative-grade debt and CEO of

OPINION

Why Your Electric Bill Keeps Rising

By Mario Loyola

Electricity rates are climbing across the U.S. Many blame the boom in artificial-intelligence data centers for driving electricity demand, which could increase 25% by 2030. Soaring demand ought to be good news—it signals a flourishing economy. In an efficient market, it would trigger a construction boom in reliable and affordable power sources. But it hasn't because of artificial constraints on generation capacity.

The green-energy lobby points to the massive deployment of subsidized solar capacity in recent years, arguing that renewables have been able to handle rising data-center demand in places like Texas.

Don't blame AI or Trump. The real problem is rules that make it difficult to keep up with demand.

But that model isn't scalable. Grid operators must back up intermittent wind and solar with dispatchable sources that they can dial up and down. Utility batteries also have limitations: Most last only a few hours before they have to be recharged. To meet demand, the U.S. would need massive new dispatchable power generation—coal, natural gas and nuclear—that could run as long as needed. But the U.S. retired almost 10 gigawatts worth of such plants in 2024, enough to power up to 7.5 million homes.

The vast deployment of subsidized solar and wind in America's power sector today imposes hidden costs and undermines investment in reliable power sources.

The Inflation Reduction Act's subsidies force dispatchable power sources offline intermittently, making it nearly impossible for them to recoup costs. As a result, most new energy project proposals in the U.S. are now solar, even though grid operators are already struggling with the solar they have. The One Big Beautiful Bill Act trims green-energy subsidies after 2028, but until then they will remain, entrenching a powerful renewables lobby. The Obama-Biden war on fossil-fuel power, especially coal plants, has combined with renewable subsidies to poison the investment horizon for the power sources we most urgently need.

State renewable-portfolio standards, which require utilities to get a certain minimum percentage of their electricity from renewables by a specific date, are another self-inflicted wound. Electricity costs nearly three times as much in states with the strictest renewable-portfolio standards as in those with none.

Subsidies and mandates on renewables are especially harmful to multistate grid operators, which generally have to buy power in bulk from the lowest bidder regardless of reliability. Subsidies allow solar and wind to undercut competitors, leading to a massive misallocation of investment capital. The result is a grid with mounting reliability and cost pressures.



DAVID PAUL MORRIS/BLOOMBERG NEWS

Another obstacle is America's stifling system of permitting and environmental review. U.S. infrastructure generally takes longer and costs more to build than in other industrial economies. Red tape means years of delay, billions in added costs, and a grid that takes longer to respond to new demand compared with other countries.

In the long run, nuclear power is the clear solution to meet increasing demand. Nuclear plants are expensive to build but cheap to operate and could be the backbone of a grid that offers low-cost electricity with low carbon emissions. But nuclear plants are virtually impossible to permit because of regulations that seek to reduce risk well past the point of diminishing returns.

Some argue that what is holding back construction of new natural-gas plants is a market failure: a backlog in the manufacturing of natural-gas-fired turbines, with wait times now extending for three or more years. But that, too, is largely the result of bad regulations, such as President Biden's power-plant rule, which targeted natural-gas plants. A more favorable environment for fossil-fuel power under President Trump is already alleviating the bottleneck. Mitsubishi recently announced plans to double turbine production in the next two years.

Ominously, PJM, the largest power grid operator in the U.S., recently proposed to meet surging demand by rationing electricity supply. Large data centers seeking connection to the grid would have to pay premium capacity prices or agree to shut down during peak demand hours, while priority would be given to those that build their own power plants. These measures would privilege companies that can afford to build their own plants over smaller cloud providers. This kind of energy rationing will aggravate shortages. The proposal was withdrawn amid fierce opposition. That it was proposed at all shows what dire straits PJM is in.

Demand from AI isn't the problem—artificially constrained supply is. It's a problem that China, America's great AI competitor, doesn't have. China is also experiencing an AI data-center boom, but its electricity is getting cheaper. While overregulation shuts down badly needed coal plants in the U.S., China is building them as fast it can. Last year it broke ground on almost 100 gigawatts of coal capacity, enough to power more than half the homes in America.

The answer is to let the market respond to price signals by expanding supply as quickly as possible. The U.S. must end renewable subsidies, reform electricity regulation, slash permitting red tape and allow a nuclear renaissance.

Do that, and private investment will deliver the cheapest and most reliable electricity in the world. Or stay the course, and Americans will face higher prices and more blackouts, while the AI revolution goes abroad in search of more plentiful power.

Mr. Loyola, a professor at Florida International University, is a senior fellow at the Heritage Foundation.

BY THE NUMBERS: The Impact of Tax Increases

$2,059: The tax cut received by the typical family of four thanks to tax relief enacted in 2017. That's not "crumbs," as the Left has claimed — that's more money in a working family's budget!

$570 Billion: The massive tax hike imposed by the Left in 2022. Voters rejected this tax-and-spend approach that costs taxpayers money and expands the secretive Washington Deep State.

$4,500: That's how much more the average family is expected to pay to the IRS over the next decade, thanks to the Left's 2022 tax increases.

$1.8 Trillion: The federal budget deficit for 2024, fueled by out-of-control, wasteful spending. High taxes on hardworking Americans simply give the politicians more spending money.

$37 Trillion: The federal debt that just keeps getting bigger because politicians in Washington won't stop raising taxes and wasting our tax dollars.

$323,053: Your share of the federal debt as a U.S. taxpayer.

$80 Billion: That's how much the Left gave the IRS to hire 87,000 new tax collectors. That's six times the IRS's yearly budget! And new audits will hit working-and middle-class people hardest, particularly small businesses. Now is the time to rein in the IRS!

9.06 Percent: Peak inflation rate during the disastrous previous administration. Surges in inflation from 2021-2024 prove that the Left's "spend more money, print more money" policy agenda is a disaster. America voted for a better way forward.

10: The number of questions on your **Tax Increase Impact Survey**. By completing your Survey and returning it to The Heritage Foundation today, you can help Heritage and our Center for Data Analysis expose the devastating impact of tax increases AND educate elected officials on the need for tax relief. So please send your completed Survey and your support to:

The Heritage Foundation
214 Massachusetts Avenue, NE
Washington, DC 20002
(800) 546-2843
heritage.org

STREETWISE | By James Mackintosh

WSJ 9/29/25

Microsoft's Borrowing Costs Are Lower Than the U.S.'s

Usually, when investors are willing to lend to companies at a lower yield than the government, it's because the country faces financial armageddon and the government default risk is rising.

Two pristine-rated bonds from **Microsoft** that trade at lower yields than equivalent Treasurys tell us something different, though: Demand for corporate bonds is running superhot.

Among U.S. corporate bonds rated AAA, two in the main index trade a little below the equivalent yield on Treasurys, known as a negative spread. This is extremely unusual, because companies are in principle much more likely to default than the government that can tax them, and because the corporate bonds are harder to trade, so should yield a little more to compensate buyers for the difficulty in selling them quickly.

Yet, demand for high-quality corporate bonds has been so great that it's driven the ICE BofA AAA U.S. Corporate index to a spread of only 0.3 percentage point over Treasurys, a tiny reward for the additional risks of holding company debt and far below the 2-plus points reached in the past two recessions. It's small enough that some of the best bonds get pushed to yield less than the government. It makes no sense.

"You're getting a lower yield for something that's less liquid too," says Mike Riddell, a bond fund manager at Fidelity International. He thinks Microsoft and other top-rated bonds should offer a yield 0.15 to 0.2 point above Treasurys purely for being harder to trade, without even considering the tiny risk of default.

There are several theories for why anyone would pay more for a bond from Microsoft or, early last week, **Johnson & Johnson**, than for a Treasury.

Start, with a theory no one believes: They're safer. All these bonds are rated AAA,

Please turn to page B2

Some Microsoft bonds now offer a slightly lower yield than equivalent Treasurys.

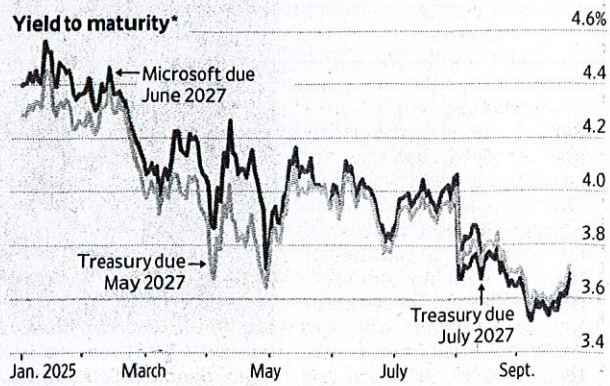

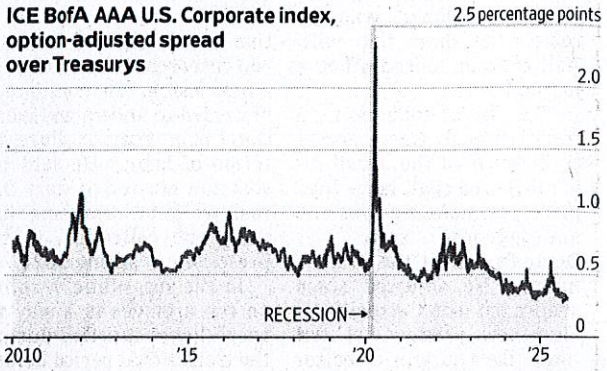

*Data through Thursday

Sources: LSEG (yield); Ice Data Indices via St. Louis Fed (spread)

Corporate Bonds' Appeal

Continued from page B1

while the U.S. lost its top rating from all of the major credit-rating firms. Microsoft is sitting on $95 billion of cash and has $40 billion of long-term debt. It is immensely profitable and popular with investors for its artificial-intelligence business.

By contrast, the government owes the public $30 trillion and spent more than it receives every year since 2001.

But if the government ever ran into trouble raising money, it could in principle use the power of taxation to take money off Microsoft and other companies. The threat of tax and other policies being used against them already shows up in the AAA-rated bonds from charitable foundations and top universities, which issue almost half the bonds in the AAA index and offer a yield pickup over equivalent Treasurys ranging from 0.2 to 0.9 points.

However, the bloated federal budget deficit means massive issuance of Treasurys. At the same time, corporate profitability has suppressed the need for the highest-quality companies to borrow. The combination of more Treasurys and fewer top-grade corporate bonds has naturally squeezed the gap between their yields.

MAST IRHAM/EPA/SHUTTERSTOCK

The technology giant is sitting on $95 billion of cash.

"The supply-demand imbalance in [corporate] credit is very unpleasant—there's just so little supply and so much money on the sidelines trying to chase it," said Christian Mueller-Glissmann, head of asset-allocation research at Goldman Sachs.

Get the spread tight enough, and it's much easier for the addition of a few oddities to push some bonds to trade with negative spreads.

Three theories are plausible: indexing, a focus on yield and the power of pension funds.

◆ **Index buyers**. A lot of money has flowed to passive bond funds, following the earlier success of index tracking in equities. Because they buy whatever's available in the index, a corporate-bond fund might buy some bonds offering less than equivalent Treasurys, because it doesn't have the choice to switch to better-value government bonds.

Yield has been much more in focus than spread as rates have risen.

◆ **Yield** has been much more in focus than spread as interest rates have risen, one reason spreads overall have compressed so much. What's not to like about a yield of 3.67% locked in until June 2027, from a company as rock solid as Microsoft? Who cares if you could get 3.69% on a recently issued Treasury maturing a month later, or slightly more still on an old Treasury bond maturing a month earlier? Professional bond investors might huff about the risk of the spread rising—a genuine risk—but if you plan to hold to maturity, maybe you don't care that much.

◆ **Pension funds** and insurers increasingly look at a different measure than the spread of a bond yield compared with Treasurys, too: They care more about the spread over comparable interest-rate swaps, which they use to hedge out some of the exposure to rate changes. Focus on what's known as the swap spread, and the fact that Treasurys offer both better yield and better liquidity than some of these bonds might be less visible.

We don't need to worry about a U.S. default soon, despite the fiscal quagmire the politicians love to wade about in. But anyone buying high-quality corporate bonds should be concerned about the lack of reward for taking on the extra risks.

Gmail

Chris Lauzen <christopher.lauzen@gmail.com>

Kamala: Some People Say I Was the Most Qualified Candidate for President in History

1 message

Daybreak Insider <news@di.salemnewschannel.com> Thu, Oct 16, 2025 at 4:44 AM
Reply-To: Daybreak Insider <members@di.salemnewschannel.com>
To: Friend <christopher.lauzen@gmail.com>

Having trouble viewing this email? View the web version.

Daybreak INSIDER

Your First Look at Today's Top Stories

THURSDAY, OCTOBER 16, 2025

National News.

SALEM NOW+ Join Today Use Code 6FREE for 6 Months FREE on an Annual Subscription

1. Kamala: "Some People Say I Was the Most Qualified Candidate for President in History"

Has Kamala been hitting the bottle? Or does "some people" just mean her husband and step-daughter? Who knows? In any case, Kamala was doing a Q&A on her wildly popular book tour, and was discussing her resume with the moderator. The back and forth was quite something. Kamala Harris: *MODERATOR: That is a decent, that is a decent resume. But go ahead. HARRIS: But there, well, some people have actually said, I'm, I was the most qualified candidate ever to run for president. Um, I like your, I like the, some people say very nice, but go ahead. I'm just speaking of fact. Yeah. Um*. (Kamala Harris on X) "Some people" is doing an awful lot of work in that sentence.

WIREPOINTS

-- CONNECTING THE DOTS BETWEEN OUR ECONOMY, GOVERNMENT AND BUSINESS --

-- CONNECTING THE DOTS BETWEEN OUR ECONOMY, GOVERNMENT AND BUSINESS --

Video: Sen. Tammy Duckworth on Face Nation Says Ice Using 'Gestapo' Tactics and More – CBS

Kane County

Helping, our federal funding, or Hurting ?

October 6, 2025 7 Comments

Duckworth: "If anybody is targeting anyone, it is out of control ICE agents targeting, again, zip-tying children, throwing reporters onto the ground, separating children from their mothers, trying to convince schools to turn over kids from public schools. They are raging through the streets of Chicago, trying to intimidate everyday, ordinary citizens, or just trying to go to school and go to work. That's not acceptable.... They took money away from law enforcement officers, child prevention effort- violence against children prevention efforts. They- they've literally, this president, has defunded the police. She went on, as shown in the transcript: "They are raiding apartment blocks in the middle of the night, separating children from their families, pulling people out onto the streets naked. They are using Gestapo tactics in Chicago, and this is what Trump wants to do, right? He wants to intimidate the people of Chicago."

Read the Article

Subscribe

Join the discussion

Sign me up for the Wirepoints newsletter.

7 COMMENTS Newest

WIREPOINTS

-- CONNECTING THE DOTS BETWEEN OUR ECONOMY, GOVERNMENT AND BUSINESS --

-- CONNECTING THE DOTS BETWEEN OUR ECONOMY, GOVERNMENT AND BUSINESS --

Rep. Sheehan blames Pritzker, Johnson rhetoric for 'bounties' on ICE – Center Square

October 15, 2025 No Comments

State Rep. Patrick Sheehan, who is also a police officer, said it doesn't help that Gov. JB Pritzker calls ICE the "gestapo" and "jack-booted thugs," and Chicago Mayor Brandon Johnson calls law enforcement a "sickness." He said, "And I really just urge Gov. Pritzker and Mayor Johnson to apologize for their comments and stand behind the women, men and women of law enforcement."

Read the Article

Subscribe

Be the First to Comment!

{} [+]

Sign me up for the Wirepoints newsletter.

Washington Examiner

Washington Examiner

Illinois spent more on healthcare for illegal immigrants than roads, foster kids, elderly, and the arts — combined

By **Anna Giaritelli**

October 15, 2025 1:48 pm

Is Kane County getting its "fair share" of state funding?

The "sanctuary" state of Illinois allocated more money in its 2025 budget to cover free healthcare for illegal immigrants than it did for the state's road repair fund, home-delivered meals for the elderly, expanding foster homes, and the arts, combined.

A *Washington Examiner* analysis of the state's budget, put forth in state Senate Bill 251 last year, revealed that the state put $629 million toward taxpayer-funded healthcare for illegal immigrant adults from July 1, 2024, through June 30, 2025.

LATEST NEWS ICE, Border Patrol Could Be Forced To Wear Body Cams In Chicago

1 of 4

News Article

JB Pritzker Looking at Prosecuting ICE Agents in Chicago

PUBLISHED OCT 14, 2025 AT 12:14 PM EDT UPDATED OCT 14, 2025 AT 04:18 PM EDT

ADVERTISING



CONTINUE

Advertisement 0:31



By Billal Rahman
Immigration Reporter

21 Share

Newsweek is a Trust Project member

Illinois Governor J.B. Pritzker on Sunday suggested that state prosecutors might examine the conduct of U.S. Immigration and Customs Enforcement (ICE) agents.

LATEST NEWS ICE, Border Patrol Could Be Forced To Wear Body Cams In Chicago ×

2 of 4

Department of Homeland Security (DHS) Assistant Secretary Tricia McLaughlin told *Newsweek* via email that Pritzker's remarks are "disgusting." She said the governor has "smeared our law enforcement calling them thugs, but to millions of Americans—including those victimized by criminal illegal aliens—they are heroes."



Illinois Governor JB Pritzker speaks during a news conference to announce French quantum computing company Pasqal will establish their American | Read More | *(Photo by OCTAVIO JONES / AFP) (Photo by OCTAVIO JONES/AFP via Getty Images)*

ADVERTISING

Why It Matters

Pritzker, who is widely seen as a potential candidate for the 2028 Democratic presidential nomination, has taken an increasingly assertive stance toward the Trump administration and its immigration enforcement agencies.

His remarks about potentially prosecuting federal immigration officers reflect an effort to position himself as a defender of state and local authority against

Trending



01 Winter Storm Warni as 18 Inches of Snov Hit
3 min read

02 H-1B Visa Holders Handed Major Win Supreme Court
6 min read

03 Travel Warning as Winter Weather Ale Predicts Up to 6 Inc of Snow
3 min read

04 H-1B Visa Holders Disappear From US Housing Market
5 min read

LATEST NEWS ICE, Border Patrol Could Be Forced To Wear Body Cams In Chicago ×

3 of 4

Pritzker suggested that the Illinois Attorney General and local state's attorneys may be examining allegations of misconduct and wrongdoing within DHS.

"We're talking to the state's attorneys and Attorney General to see how they can go at this because what we want to make sure is that they follow the law," he said.

ADVERTISING



READ MORE
News



Rory McIlroy Rules Out Ryder Cup Captaincy at Adare Manor in 2027

King Charles Told to Take New Epstein Book 'Seriously'

ICE, Border Patrol Could be Forced To Wear Body Cams In Chicago

More Related Stories>

Pritzker's remarks come amid public scrutiny of federal immigration enforcement and reports of confrontations between ICE and Customs and Border Protection (CBP) agents and residents. The agencies are under the spotlight over their operational tactics, alleged civil rights violations, and the impact of their actions on community trust and public safety.

Federal agencies have faced accusations of racial profiling, with critics saying that aggressive tactics and raids have disproportionately targeted immigrant and minority communities, heightening tensions and fears across affected neighborhoods.

Chicago has emerged as a flashpoint in the national debate over immigration enforcement amid the Trump administration's Operation Midway Blitz, which has intensified ICE activity across the city, particularly in immigrant neighborhoods.

LATEST NEWS ICE, Border Patrol Could Be Forced To Wear Body Cams In Chicago



Federal officials maintain they are necessary to uphold immigration laws and detain offenders.

A federal appeals court has meanwhile blocked the Trump administration from deploying National Guard troops in Illinois, upholding a lower court's ruling that found no evidence of rebellion to justify such action. The administration has suggested it may invoke the Insurrection Act of 1807 if the courts continue to restrict the deployment.

What People Are Saying

"So this is a dangerous time," **Pritzker told FOX 32 Chicago**. "The President of the United States is causing mayhem in the grounds of our state. He is going after his political opponents. I don't know why anybody would look at the situation and not recognize he's moving toward an authoritarian regime in his own image."

ADVERTISING



"Governor Pritzker threatening to prosecute law enforcement for enforcing the law and arresting murderers, pedophiles, rapists, drug traffickers, and gang members is disgusting. He's smeared our law enforcement calling them thugs, but to millions of Americans—including those victimized by criminal illegal aliens—they are heroes," **DHS Assistant Secretary Tricia McLaughlin told Newsweek**. She added: "His conduct is directly contributing to domestic terrorists attacking our brave law enforcement. He is going to get someone killed with this trash."

By Matt Robison

Dems Must Acknowledge the Importance of Latino Content Creators | Opinion
By Sylvia Salazar and Jocelyn Ocampo

Trump Drags Middle East Toward Peace—Maybe | Opinion
By Dan Perry

Trump Brings Home Israeli Hostages: Newsweek Writers Assess Historic Moment
By Newsweek Contributors

4 of 4

https://www.thecentersquare.com/illinois/article_1f3435c0-29fc-40dd-a605-bfcbaf321dd8.html

WATCH: Pritzker continues encouraging ICE protests after Guard blocked

1 of 3

By Greg Bishop | The Center Square
Oct 10, 2025

(The Center Square) – With the National Guard's deployment in Illinois for public safety blocked by a federal judge, Gov. J.B. Pritzker is awaiting what happens next.

Pritzker said he's pleased with Thursday's outcome, but acknowledged it's temporary.

"I honestly was hoping that we would see a result like this," Pritzker said after an unrelated event Friday. "As you know, it's a temporary restraining order, so there will be a full blown trial about what the outcome might be."

U.S. Northern Command said in an update to its Federal Protection Mission website that the Guard units in Chicago are not conducting any operational activities "at this time."

"Our soldiers are conducting planning and training but not engaging in any Federal Protection Mission operational activities," the **posting** updated Friday said. "We have no additional information to provide."

The judge's order only lasts two weeks from Thursday.

The Trump administration immediately appealed the ruling to the Seventh Circuit U.S. Court of Appeals.

President Donald Trump said 4,000 people have been murdered in Chicago "over a short period of time."

At an unrelated news conference in the Oval Office Friday, President Donald Trump discussed his public safety efforts across the country, including in Chicago.

White House | YouTube

Hundreds of people are murdered in Chicago every year, leading the nation in total number of annual homicides.

2 of 3

"There's no place like that," Trump said Friday evening.

Pritzker said he'll wait on the ultimate outcome in the courts.

"We've always said that we have to rely on the judiciary to be the check and balance on what the president and the Congress are trying to do, or sometimes failing to do," Pritzker said.

Trump has said he wants the National Guard in Chicago to help with public safety. Officials with the military said the mission is to protect federal officials and property while they conduct official operations.

Pritzker said Trump's action in deploying the Guard was overreach.

"I mean, it's over-the-top and very disturbing to those of us who believe in the Constitution and the law," Pritzker said.

Supporters of using the Guard to keep federal officials safe amid increased clashes and attacks on police say Pritzker isn't following the law by not cooperating with immigration enforcement.

Republican U.S. Senate candidate Don Tracy said Chicagoans have been "enduring undeniable and unacceptable levels of violent crime for too long."

"This demands urgent action, not endless litigation," Tracy said in a statement. "Coordinating federal assistance to tackle these overwhelming challenges should happen at the negotiating table, where leaders collaborate on practical solutions, not in a courtroom or on social media where partisan games overshadow real results."

Pritzker encouraged peaceful protests to continue against Immigration and Customs Enforcement, though he worried about people with bad intentions embedding in peaceful protests

“Look, I only have concern if peaceful protesters are somehow disrupted by people who are not being peaceful, or by ICE,” Pritzker said.

Images shared on social media Friday showed Illinois State Police and other local law enforcement scuffling with protesters at the ICE facility in Broadview.

###

3 of 3

Greg Bishop
Illinois Editor

WIREPOINTS

-- CONNECTING THE DOTS BETWEEN OUR ECONOMY, GOVERNMENT AND BUSINESS --

-- CONNECTING THE DOTS BETWEEN OUR ECONOMY, GOVERNMENT AND BUSINESS --

Pritzker Claims Trump Crime Crackdown Is "The Very Same Thing" As The Rise Of Third Reich – ZeroHedge

October 8, 2025 2 Comments

Pritzker's remarks come just one week after he said it was dangerous for the Trump Administration to label Democrats as "fascists."

Read the Article

Subscribe

Join the discussion

2 B I U S {} [+]

2 COMMENTS Newest

WIREPOINTS

-- CONNECTING THE DOTS BETWEEN OUR ECONOMY, GOVERNMENT AND BUSINESS --

-- CONNECTING THE DOTS BETWEEN OUR ECONOMY, GOVERNMENT AND BUSINESS --

llinois Gov. Pritzker Dismisses 'Propaganda' As DHS Alleges Ambush Of ICE Agents Near Chicago – Tampa Free Press

Please Watch video

October 6, 2025 12 Comments

Governor J.B. Pritzker has publicly dismissed a Department of Homeland Security (DHS) account of a violent confrontation involving U.S. Immigration and Customs Enforcement (ICE) agents near a facility in Broadview, a Chicago suburb, calling the description "propaganda."

Read the Article

12

Subscri

Join the discussion

WIREPOINTS

-- CONNECTING THE DOTS BETWEEN OUR ECONOMY, GOVERNMENT AND BUSINESS --

-- CONNECTING THE DOTS BETWEEN OUR ECONOMY, GOVERNMENT AND BUSINESS --

White House names JB Pritzker among nearly 30 elected officials as alleged ICE agitators – WICS (Springfield)

September 28, 2025 7 Comments

Minnesota Gov. Tim Walz, California Gov. Gavin Newsom, and Illinois Gov. JB Pritzker were at the top of the list of nearly 30 elected officials who the Trump administration said incited violence against Immigration and Customs Enforcement (ICE) agents throughout the U.S. Pritzker claimed the country is becoming "Nazi Germany" because ICE is "grabbing people off the street and disappearing them."

Read the Article

Subscribe

7 Join the discussion

{} [+]

Sign me up for the Wirepoints newsletter.

Four Percent Budget Cuts For Illinois? Not so Fast.

Pritzker's widely heralded budget directive has no teeth and he has pulled this stunt ofte before, even as the budget soared.

MARK GLENNON
OCT 05, 2025

1 of 3

2 Sha

Headlines across the state recently claimed Gov. JB Pritzker ordered 4% budget, prompted by stingy federal budget action. "Gov. Pritzker orders 4% cuts across stat agencies, blames federal policies," said a FOX Chicago headline, for example. Politi even reported that Pritzker issued an order "codifying" his distrust of President Donald Trump's economic agenda.

"Show me" should be your response. Pritzker in fact ordered no budget cuts. His m is a gimmick he has used many times before, with no results.

First, you have to go to the operative document Pritzker signed, which is an executi order, and you have to skip past the "Whereas" clauses which are rhetoric with no effect.

You will find that the supposed budget cuts are just aspirational, not mandatory. Tl order directs state agencies to submit a report outlining progress on their undertak of a review to identify spending reductions. Agencies are told to manage State fund and other resources "with a goal to reserve 4%" of FY26 General Funds appropriati *but only "To the extent possible, and without compromising essential operations,"* the meaning of which isn't provided. It orders a "pause" in non-essential purchases anc

expenditures, but there's no description of what that means or how much would be saved.

2 of 3

That's it. Nothing firm or binding.

Second, you should consider Pritzker's history with similar claims about being a budget tough guy:

- Just after taking office, in September 2019, Pritzker sent a memo instructing st agencies to include in their budget requests for the next year a scenario anticipating a 6.5% across-the-board cut. It further requested ways explore way cut commissions and boards by 10% and requested "at least two significant efficiency and savings ideas" from each agency.
- Just before his February 2020 budget address, Pritzker touted that he had alrea identified $225 million in budget savings for the upcoming fiscal year, and as much as $750 million through the end of his first term.
- In September 2020, Pritzker said that he asked state agencies to prepare for 5% cuts to budgets for the coming year and 10% cuts the next year.
- In May 2024, Pritker directed state agencies to prepare for $800 million less tha what he had proposed for the fiscal year 2025 budget.
- Worst of all were Pritzker's warnings about what would happen if Illinois voter failed to ratify the "Fair Tax" amendment to the state constitution that would h allowed for progressive income tax increases. A 20% income tax hike, regardles income, would result, he said. Or a 15% across the board budget cut, he said at other times. Illinois rejected the Fair Tax referendum by 6.6% and none of that resulted.

Here's the sad, actual results of all that supposed budget toughness in one chart. The budge soared over 37% during Pritzker's time in office. That's in a state with a population that ha been flat, at best.

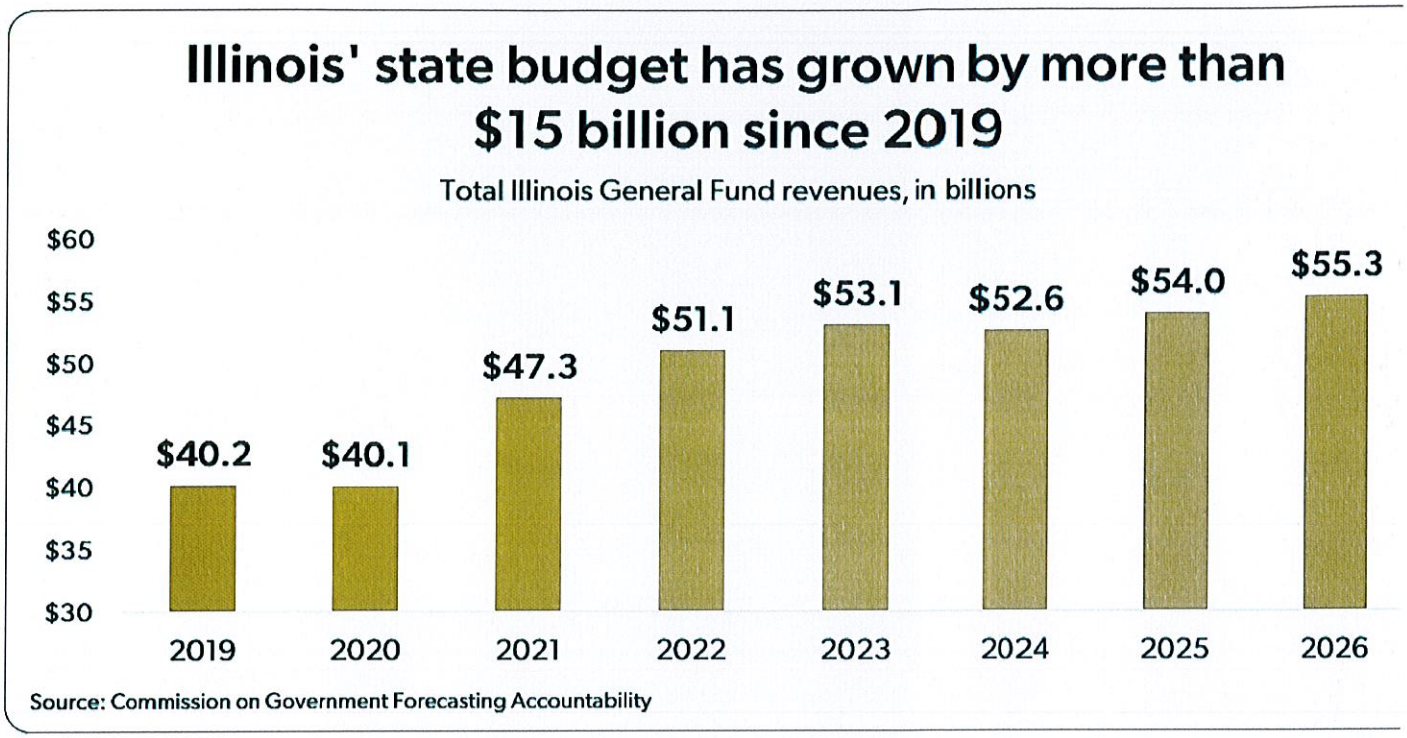

Maybe this time will be different. Maybe Trump's budget will force Illinois budget discipline. Maybe that's a blessing, not a curse.

3 of 3

Subscribe to Mark Glennon

Launched a month ago

Founded Wirepoints.org, an independent research, & commentary organization. Earlier careers as a law and early stage venture capital investor.

Type your email... Subscribe

By subscribing, I agree to Substack's Terms of Use, and acknowledge its Information Collection Notice and Privacy Policy.

2 Likes

Discussion about this post

1 of 3

Chicago Tribune : Source

Opinion

Editorial: Illinois superintendents cash in while students fall behind

The Editorial Board Chicago Tribune
Fri, October 3, 2025 at 5:00 AM CDT · 3 min read

Add Yahoo on Google 8

Education's dirty little secret in Illinois is that if you want to make the big bucks, you ditch the classroom for a cushy gig in administration.

We should air that out in the open.

The Tribune's recent analysis of 2024 salaries shed light on the pay of school district superintendents versus student achievement, highlighting some of the districts where the problem is worst. We'll add here that the starkest contrast in many instances is how much administrators make as compared with how well kids in their district can do the basics like reading and math — but there's also a pocketbook component to the equation. We think it's worth reflecting on superintendent pay in light of how much regular taxpayers in that district earn, as well as the property tax burden they're forced to shoulder.

ADVERTISEMENT

A prime example is Dolton School District 148, which serves a shrinking number of pre-K through eighth-grade students. To be exact, 1,968 in 2024, down 10% from 2,197 in 2019.

Longtime Superintendent Kevin Nohelty, who retired after the 2024-25 school year, raked in a base salary of $450,000 for serving as CEO of this relatively small district. Nohelty was the highest-paid superintendent in *all of Illinois* — his base pay alone well exceeded that of the president of the United States. Nohelty's interim successor is earning $1,500 a day — which approaches $400,000 on an annualized basis.

Under Nohelty, the district was deeply troubled academically. Just 19% of students were proficient in reading, and a dismal 6.6% were proficient in math in 2024.

2 of 3

You can see the mismatch.

ADVERTISEMENT

But what's happening in Dolton is just one example. Rich Township High School District 227, just south of Dolton, is another. That district covers just one school with about 2,300 students — and only a 10th of its students met state reading standards in 2024.

Yet Superintendent Johnnie Thomas pulled in total compensation exceeding $423,000 last year, making him the fourth-highest paid superintendent in the state.

Tribune analysis points out that, by contrast, Chicago Public Schools CEO Pedro Martinez earned $356,000 in total compensation in 2024 to manage more than 600 schools with over 300,000 students.

How are these outlandishly high salaries justified? As in the business world, where the gulf between what CEOs are paid and the median salaries of their employees has grown exponentially over the years, school districts often benchmark superintendent compensation to the amounts neighboring districts pay. As one district raises pay, others follow suit — and pretty soon you see compensation that common sense would dictate is out of hand.

ADVERTISEMENT

Meanwhile, the families paying these bills are far less well off — especially when you factor in rising property taxes. For example, a Civic Federation report found that between 2005 and 2019, the effective tax rate for homeowners in Dolton went up 108%. Homeowners' property tax rate may have doubled, but they're certainly not getting twice the value from their schools.

3 of 3

More in U.S.

Witness describes horror of streaming climber Balin Miller's fatal fall in Yosemite

San Francisco Chronicle

Student, 19, and 2 Others Killed After Being Unable to Escape Tesla Cybertruck Crash Due to Alleged Design Flaw, Parents Say

People / 2.3K

Cuomo's campaign raised $390,000 in 36 hours after Mayor Adams dropped out of NYC mayoral race

NY Daily News

Edema Is Not From Salty Food. Meet the Real Enemy of Swollen Legs

Ad FootRenew

Tl urge board members to scrutinize them more carefully rather than approving generous contracts by default. These are complex, demanding jobs, but the public deserves reassurance that pay decisions reflect both responsibility and the results.

Without greater accountability and restraint, superintendent compensation will remain disconnected from what most families experience in their schools — leaving taxpayers footing the bill and student outcomes unacceptably lagging.

Submit a letter, of no more than 400 words, to the editor here or email letters@chicagotribune.com.

View comments (8)

WIREPOINTS

-- CONNECTING THE DOTS BETWEEN OUR ECONOMY, GOVERNMENT AND BUSINESS --

-- CONNECTING THE DOTS BETWEEN OUR ECONOMY, GOVERNMENT AND BUSINESS --

Illinois has among highest-paid state employees – Center Square

October 10, 2025 7 Comments

OpenPayrolls, which tracks the data nationwide, found that the average annual state government salary in 2023 in Illinois, excluding university jobs, is about $79,000. That pay has been further buoyed by raises since, including a recently self-imposed raise for lawmakers that increased their base pay to $98,000, which is also in the Top 5 among states.

Read the Article

Subscribe

Join the discussion

Sign me up for the Wirepoints newsletter.

7 COMMENTS Newest

mqyl 1 hour ago

0 -1 Reply

Media Scru 6 hours ago

https://www.thecentersquare.com/illinois/article_347479b5-0797-49b2-b45f-04cbd2d28423.html

Fiscal Fallout: Illinois has among highest-paid state employees

By Jared Strong | The Center Square
Oct 10, 2025

1 of 4

The Illinois State Capitol is shown in Springfield. Photo: Greg Bishop / The Center Square

(The Center Square) – The average wages for Illinois state employees are among the highest in the nation and belie the state's more modest cost-of-living rankings, according to state and federal data.

Editor's Note

This investigative story is part of an occasional series examining increases in state spending over several years and determining what taxpayers' money is being used for by state elected officials.



A living cost analysis this year by the Economic Research and Information Center in Missouri ranked Illinois as the 24th most-expensive state. That is similar to the findings of the federal Bureau of Economic Analysis, which placed Illinois 19th among states and the District of Columbia, where it is most expensive to live.

2 of 4

But Illinois is among the Top 5 states for highest salaries for state workers, **according to OpenPayrolls**, which tracks the data nationwide.

Ankin Law | Do you have a case? 312.600.000

It found that the average annual state government salary in 2023 in Illinois, excluding university jobs, is about $79,000.

That pay has been further buoyed by raises since, including a recently self-imposed raise for lawmakers that increased their base pay to $98,000, which is also in **the Top 5 among states**.

A review by the Illinois Policy Institute this year found that pay for state government employees who are represented by the AFSCME Council 31 union has increased **57% faster** since 2021 than for private sector jobs.

The group -- which is highly critical of government spending -- calculated an average wage for those state employees at about $85,000, whereas it said comparable private sector jobs paid about $78,000.

AFSCME's latest contract with the state included pay increases that total about 18% over the course of four years.

"It's a lack of a fight in negotiation on behalf of taxpayers," said Dylan Sharkey, of Illinois Policy, told The Center Square.

Gov. JB Pritzker's office did not immediately respond to a request to comment for this article.

The Center Square exposed **the state's ballooning budgets** and **Pritzker called for a 4% reduction** soon after. The Center Square also **recently reported** on the millions the state has spent in recent years for its new Commission on Equity and Inclusion, which is mostly charged with ensuring that a certain percentage of state contract money goes to businesses owned by racial minorities, women and people with disabilities.

That agency -- formed in 2022 -- has seven commissioners that earn more than $150,000 each year and are allowed to have other jobs. Their tracking data show the state is farther from its goal than when the commission began its work.

AM EX

3 of 4

State employees who earn by far the most are University of Illinois coaches. The Fighting Illini head football coach, Bret Bielema, has a base salary of $7.7 million.

No one in state government eclipses $1 million, according to state salary data obtained by The Center Square. Here are the highest earners:

- The top two salaries belong to administrators of the Teachers' Retirement System, a pension system for school personnel throughout the state excluding Chicago. Executive Director Robert Rupnik has a base salary of about $518,000. Ghiane Jones, the deputy chief investment officer, earns about $398,000. The eighth-highest state salary of about $327,000 goes to the retirement system's lead attorney, Emily Peterson.

- Medical administrators and physicians occupy the rest of the state's Top 20 salaries. The medical administrators for the departments of Corrections and Human Services have base salaries of between $310,000 and $345,000. The top physicians earn about $307,000.

- The state's seven Supreme Court justices have annual salaries of about $299,000. The more than 40 other appellate judges earn $281,000. Hundreds of other judges make at least $245,000.

- General counsel for the governor, Ann Spillane, has a base salary of about $298,000.

Pritzker, a billionaire heir of the Hyatt fortune, has forgone his salary of more than $200,000.

Other leaders of the executive branch have the following salaries set by state statute:

- Secretary of State Alexi Giannoulias: $212,400

4 of 4

- Attorney General Kwame Raoul: $212,400

- Treasurer Michael Frerichs: $186,000

UPGRADE YOUR STETHOSCOPE

Hover / Tap to Reveal

- Comptroller Susana Mendoza: $186,000

- Lt. Gov. Juliana Stratton: $186,000

Jared Strong is an investigative reporter for The Center Square based in the Midwest. He is a lifelong Iowan who has worked for news organizations – big and small – for more than 20 years. He and his wife have three children, a small flock of chickens and an old Case tractor.

Jared Strong

Investigative Reporter

WIREPOINTS

-- CONNECTING THE DOTS BETWEEN OUR ECONOMY, GOVERNMENT AND BUSINESS --

-- CONNECTING THE DOTS BETWEEN OUR ECONOMY, GOVERNMENT AND BUSINESS --

Report offers mixed review of educational progress in Illinois – Capitol News IL

October 14, 2025 3 Comments

But it also shows that despite billions of dollars in additional spending on K-12 education, proficiency rates in reading, writing and math have stagnated, and in some cases have declined, a fact that mirrors national trends.

Read the Article

Subscribe

Join the discussion

Sign me up for the Wirepoints newsletter.

3 COMMENTS Newest

mqyl 15 hours ago

"While (reading and math) proficiency rates in Illinois have remained flat, they have also flattened out or even declined in other states, which has had the effect of boosting Illinois' national ranking."

Illinois' de idea of progress

1 -1 Reply

Deb 1 day ago

Is this helping or hurting Kane County with both Federal and State Funding ??

DAILY CALLER

DIANA RICKERT: As Pritzker Tees Up Presidential Run, Time For A Look At His Real Record

DAILY CALLER

(Photo by Scott Olson/Getty Images)

October 07, 2025 10:11 AM ET

Diana Rickert Contributor

1 of 5

Illinois Gov. JB Pritzker is back in the news. Locked in a fight with President Trump over immigration enforcement in Chicago, Pritzker spent plenty of time on CNN this weekend **egging on** Democrats in their government shutdown fight and **claiming** the administration is already making violence and crime-riddled Chicago into a "war zone."

Americans had better get used to it. Pritzker will not stop in his efforts to cement his status as the foil to President Trump—and conservatism, and really anything short of unabashed progressivism—to stop. He's already crisscrossing the country, headlining

Democratic events. It's well past time for all of America to start taking a look at his record—and sooner rather than later.

In Illinois, Pritzker has spent more than $350 million to win two terms as governor– with almost all of that **coming from his personal checking account**. Forbes has ranked Pritzker as the richest politician in office in the entire U.S. He's now leveraging his personal fortune to bolster his national profile. (**RELATED: JB Pritzker Says He Never Called Trump A 'Nazi.' Cue The Tape**)

At a recent Democrat dinner in New Hampshire, Pritzker **"thunder[ed]" against "do-nothing Democrats,"** openly called for "mass protests" and "disruption," stating "Republicans cannot know a moment of peace." In speeches, interviews and on social media, Pritzker's new favorite line is: "We don't have kings in America, and I don't intend to bend the knee to one" — an obvious nod to the **riots and rallies** that took place in June, and one that could even be read as having spurred them on.

2 of 5

During congressional testimony defending Illinois' status as a sanctuary state, Pritzker **dared** the acting director of U.S. Immigration and Customs Enforcement to arrest him: "I would rather he come and arrest me than do that to the people of my state," Pritzker said.

Of course, this is all pretty standard for big-name Democrats these days; California Gov. Gavin Newsom hasn't exactly been making nice with the Trump administration or congressional Republicans, and he and fellow California Democrats lined up with those opposing immigration enforcement instead of those attempting to enforce the law.

But there is a difference between Pritzker and Newsom, and it's in their actual records in their own states. Both are bad, but Pritzker's record is actually worse—and far less understood.

Illinoisans pay the single highest state and local taxes in the nation, according to **WalletHub**. With each year of Pritzker's tenure, it gets worse.

3 of 5

According to the Illinois Policy Institute, Pritzker has enacted more than **50 tax increases** since taking office in 2019, many of them affecting low and middle-income residents. This summer, the state's second highest-in-the-nation gas tax is set to increase, again. The most **recent state budget** paves the way for higher property taxes, higher municipal grocery taxes, taxes on short-term rental properties like Airbnb and Vrbo, as well as new taxes on sports betting and businesses. Pritzker personally orchestrated the tax hammer dropped this year on **nicotine pouches like Zyn and Rogue**, per a Republican consultant and longtime tobacco harm reduction advocate who worked in opposition to it. Not only are taxes on nicotine-delivering products very **regressive** (and Pritzker purports to speak for the poor). In other blue

states that have pursued those kinds of taxes, scientists who study tobacco harm reduction have plainly stated that driving prices up—especially while leaving taxes on traditional, combustible cigarettes alone—**drives people to smoke**.

Let's be real: these aren't the type of taxes that are going to hurt the Pritzker family budget. And if a Pritzker develops a chronic disease from choices that stem directly from pricing dictated by Pritzker taxes, they'll have no problem paying all the best doctors and nurses to fix it. He can tax his way from here to oblivion and have the money to cover it. Not so for your average Illinoisan.

Of course, Pritzker will argue that all of these tax hikes were necessary. Baloney. The reasons for Illinois' continuous tax increases are its rampant debt and overspending.

4 of 5

The state has more than **$200 billion** in unfunded pension liabilities, which puts the pension systems at approximately 50 percent funded. Someday, that bill will come due, and pension checks either will bounce, or taxpayers will be on the hook to pay for benefits they simply cannot afford. Pritzker has been unserious about fixing this problem.

In fact, Pritzker just signed a new state budget, and boasted about putting more money into the state's "**rainy day fund**" as a sign of his fiscal prudence. But as the Cato Institute points out, Illinois has the **smallest rainy day fund** in America, at less than 5

percent of its annual spending. In an economic downturn, that'll last all of five minutes.

It's no wonder the Cato Institute frequently gives Pritzker the dismal grade of F on its **Fiscal Policy Report Cards**. Back to Newsom, the other 800-pound gorilla in the prospective 2028 Democratic presidential contest: hard as it is to believe, he actually has a slightly better record in those Cato Institute fiscal policy rankings.

Let's be clear: Neither Pritzker nor Newsom deserves to win even a single swing state in 2028 with their respective records. Most average Americans would wonder how they've even won reelection in their states.

5 of 5

But before we get to 2026, when Pritzker will face re-election, and 2028, when Democratic presidential primaries will begin, it's essential that rank-and-file voters start paying attention to these details. Contrary to what Democrats' "end of democracy" narrative would suggest, actually—even in Illinois—democracy functions quite well when people have the facts and are presented with real choices. The GOP writ large has responsibility for ensuring the latter thing ahead of the next presidential election. Those of us in the media bear responsibility for the former, starting right now.

Diana Sroka Rickert, a writer based in Chicago, is a former vice president at the Illinois Policy Institute.

WIREPOINTS

-- CONNECTING THE DOTS BETWEEN OUR ECONOMY, GOVERNMENT AND BUSINESS --

-- CONNECTING THE DOTS BETWEEN OUR ECONOMY, GOVERNMENT AND BUSINESS --

Gov. Pritzker unveils state-subsidized electric train engines made in Minooka, Illinois – Riverbender

October 15, 2025 One Comment

Pritzker: "This advancement will make rail systems nationwide more reliable, more efficient, and more resilient – all while solidifying Illinois leadership in the industry and creating jobs in our communities."

Read the Article

Subscribe

Join the discussion

{} [+]

gn me up for the Wirepoints newsletter.

1 COMMENT Newest

WIREPOINTS

-- CONNECTING THE DOTS BETWEEN OUR ECONOMY, GOVERNMENT AND BUSINESS --

-- CONNECTING THE DOTS BETWEEN OUR ECONOMY, GOVERNMENT AND BUSINESS --

Pritzker Criticizes Hegseth For Doing Push Ups – ZeroHedge

October 10, 2025 3 Comments

Hegseth responds: "Governor, you might try a pushup or two... (In the meantime, our troops will do the job you refuse to do.)"

Read the Article

Subscribe

Join the discussion

Sign me up for the Wirepoints newsletter.

3 COMMENTS Newest

Leaving Soon, just not soon enough 10 hours ago

0 0 Reply

Bud Dark 3 ago

1 0 Reply

Call my shrink 1 day ago

WIREPOINTS

-- CONNECTING THE DOTS BETWEEN OUR ECONOMY, GOVERNMENT AND BUSINESS --

-- CONNECTING THE DOTS BETWEEN OUR ECONOMY, GOVERNMENT AND BUSINESS --

Editorial: We strongly support this bipartisan plan to fix Illinois' broken state elections – Chicago Tribune/Yahoo

October 5, 2025 3 Comments

Illinois elections are broken — with roughly half of legislative races uncontested after politicians drew maps to lock in power. Now, two political veterans, one a Democrat and one a Republican, think they've found a way to fix it.

Read the Article

Subscribe

Join the discussion

B I U S {} [+]

Sign me up for the Wirepoints newsletter.

3 COMMENTS Newest

Call my shrink 21 hours ago

1 0 Reply

Taxpayer 1 day ago

WIREPOINTS

-- CONNECTING THE DOTS BETWEEN OUR ECONOMY, GOVERNMENT AND BUSINESS --

-- CONNECTING THE DOTS BETWEEN OUR ECONOMY, GOVERNMENT AND BUSINESS --

How Illinois suppresses voter turnout in Chicago and beyond – The Last Ward

September 28, 2025 No Comments

"As the only big city in the country to hold local elections in February of odd years, we found the city of Chicago was suppressing voter turnout by 40 percent. That's the result of state law, which sets the timing of local elections in Illinois."

Read the Article

Subscribe

Be the First to Comment!

{} [+]

Sign me up for the Wirepoints newsletter.

0 COMMENTS

WIREPOINTS

-- CONNECTING THE DOTS BETWEEN OUR ECONOMY, GOVERNMENT AND BUSINESS --

-- CONNECTING THE DOTS BETWEEN OUR ECONOMY, GOVERNMENT AND BUSINESS --

Editorial: With mostly powerless voters, Illinois democracy hangs by an elongated thread – Chicago Tribune*

: Source

September 28, 2025 2 Comments

"Here in Illinois, the most urgent threat to democracy is concrete: political maps deliberately and specifically designed to disenfranchise voters. ... A shrinking state with a growing budget and soaring debt is a dangerous equation. Yet no foundational fixes are on the table in Springfield. Why? Because in Illinois politics, competition is rare and accountability weaker still."

Read the Article

Subscribe

2 Join the discussion

{} [+]

Sign me up for the Wirepoints newsletter.

WIREPOINTS

-- CONNECTING THE DOTS BETWEEN OUR ECONOMY, GOVERNMENT AND BUSINESS --

-- CONNECTING THE DOTS BETWEEN OUR ECONOMY, GOVERNMENT AND BUSINESS --

Cook County's late property tax bills impact local governments and schools – The Bond Buyer : Source

October 2, 2025 5 Comments

"For some reason this happens more frequently in Cook County than anywhere I know in the country," said Richard Ciccarone, president emeritus at Merritt Research Services, an Investortools company.

Read the Article

Board takes for granted (by its cut) that collection of $1.6 B annually is easy. If you're wrong ...

poor treatment + 79% cut

Subscribe

Join the discussion

5 B I U S {} [+]

gn me up for the Wirepoints newsletter.

5 COMMENTS Newest

WIREPOINTS

-- CONNECTING THE DOTS BETWEEN OUR ECONOMY, GOVERNMENT AND BUSINESS --

-- CONNECTING THE DOTS BETWEEN OUR ECONOMY, GOVERNMENT AND BUSINESS --

Editorial: The leaves are turning and Cook County still won't commit to when those late property tax bills will be sent – Chicago Tribune*

October 10, 2025 6 Comments

"But that doesn't help larger taxing bodies like financially beleaguered Chicago Public Schools, which as we've said is paying millions in additional interest on an existing line of credit to pay its bills while awaiting the property tax infusion. By the end of this month, if property tax bills still aren't ready, CPS will have paid at least $10 million in interest as a result."

Read the Article

Subscribe

Join the discussion

Sign me up for the Wirepoints newsletter.

6 COMMENTS Newest

Leaving S[illegible]st not soon enough 9 hours ago

WIREPOINTS

-- CONNECTING THE DOTS BETWEEN OUR ECONOMY, GOVERNMENT AND BUSINESS --

-- CONNECTING THE DOTS BETWEEN OUR ECONOMY, GOVERNMENT AND BUSINESS --

Toni Preckwinkle and Bridget Gainer: Growing homeownership will lower property taxes for everyone – Chicago Tribune*

October 6, 2025 8 Comments

15,000 people
x $1,000 each
(won't cover half of average increase)

"... Cook County launched the Homeowner Relief Fund last week to assist homeowners whose property taxes spiked 50 percent or more in any of the last three years and whose family is at or below the area median income. That means a family of four making $120,000 will qualify for relief."

Read the Article

Subscribe

Join the discussion

Sign me up for the Wirepoints newsletter.

8 COMMENTS Newest

Chercher 8 hours ago

WIREPOINTS

-- CONNECTING THE DOTS BETWEEN OUR ECONOMY, GOVERNMENT AND BUSINESS --

1 of 5

-- CONNECTING THE DOTS BETWEEN OUR ECONOMY, GOVERNMENT AND BUSINESS --

Rioters In Chicago Hurl Rocks At Feds After Illegal Immigrant Rams Border Patrol Car – Daily Wire

October 15, 2025 No Comments

The Department of Homeland Security said in a statement regarding the incident, "This incident is not isolated and reflects a growing and dangerous trend of illegal aliens violently resisting arrest and agitators and criminals ramming cars into our law enforcement officers."

Read the Article

Subscribe

Be the First to Comment!

{} [+]

ign me up for the Wirepoints newsletter.

ADVERTISEMENT

2 of 5

NEWS

Rioters In Chicago Hurl Rocks At Feds After Illegal Immigrant Rams Border Patrol Car

"This incident is not isolated."

By Jennie Taer

Oct 14, 2025 DailyWire.com

574 Comments

Read After
ICE Nabs Illegal Immigrant Truckers With Blue State Driver's Licenses ...
→

Dozens of rioters hurled rocks and formed a mob against federal agents who just faced a ramming attack from an illegal immigrant suspect, according to reports.

Border Patrol agents were attempting to detain an illegal immigrant suspect who hit their vehicle and then tried to flee, sparking a car chase, according to WGN9. Demonstrators caught wind of the presence of federal agents and soon gathered, with some throwing rocks and bottles at authorities.

ADVERTISEMENT

3 of 5

Authorities then deployed tear gas to break up the group.

"This morning while conducting an immigration enforcement operation in Chicago, a vehicle, driven by an illegal alien, rammed a Border Patrol vehicle and attempted to flee the scene. Border Patrol pursued the vehicle and was eventually able to stop it utilizing an authorized precision immobilization technique (PIT) maneuver. Once the vehicle was stopped, the suspects, who are both illegal aliens, attempted to flee on foot. As Border Patrol arrested the subjects and attempted to secure the scene, a crowd began to form and eventually turned hostile and eventually crowd control measures were used," the Department of Homeland Security said

Read After
ICE Nabs Illegal Immigrant Truckers With Blue State Driver's Licenses ... →

ramming cars into our law enforcement officers. The fact that this attack was carried out by two illegal immigrants highlights the need for federal law enforcement to continue to do their job of enforcing the laws of our nation — all while receiving no pay thanks to the Democrats' government shutdown," DHS said.

ADVERTISEMENT

4 of 5

Chicago Police responded to the scene after receiving a call of a vehicle collision "involving federal agents," the department said in a statement.

Get 40% off new DailyWire+ annual memberships with code FALL40 at checkout

"CPD was not involved in any of the federal operations occurring at that location. Upon arrival to the scene, officers documented the traffic crash. Because this incident involved federal authorities, additional CPD supervisors responded to the scene to ensure the appropriate course of action was taken."

ADVERTISEMENT

Read After
ICE Nabs Illegal Immigrant Truckers With Blue State Driver's Licenses ... →

everyone, including community members who were gathering at the location. Individuals then began throwing objects at the federal agents, at which point the federal agents deployed tear gas into the street. Thirteen CPD members were exposed to the tear gas. Exposure reports will be completed for all CPD members who were exposed to the tear gas."

As the Trump administration targets illegal immigrants roaming Illinois, federal agents are facing an uptick in attacks and threats.

On Tuesday, DHS revealed that cartels in Mexico were placing bounties on the heads of ICE and Border Patrol agents patrolling the Windy City.

ADVERTISEMENT

5 of 5

Armed gang "spotters" have also been deployed to rooftops in Chicago's Pilsen and Little Village neighborhoods to track the movements of federal agents.

The Trump administration attempted to deploy hundreds of National Guard troops to the region, but a judge held up the effort after the State of Illinois sued to stop it. The case is still pending.

News, Border Patrol, Chicago, Crime, Illegal Immigration, Immigration and Customs Enforcement, Sanctuary Cities, U.S.

Create a free account to join

Read After
ICE Nabs Illegal Immigrant Truckers With Blue State Driver's Licenses ... →

WIREPOINTS

-- CONNECTING THE DOTS BETWEEN OUR ECONOMY, GOVERNMENT AND BUSINESS --

-- CONNECTING THE DOTS BETWEEN OUR ECONOMY, GOVERNMENT AND BUSINESS --

Protesters Chant 'Shoot ICE' in Broadview – Newsmax

September 29, 2025 3 Comments

Alongside video of the protest, DHS posted: "Sickening chants of 'shoot ICE' from the mob of over 200 violent psychopaths outside the Broadview Processing Center in Illinois.

Read the Article

Subscribe

Join the discussion

{} [+]

Sign me up for the Wirepoints newsletter.

0 COMMENTS Newest

WIREPOINTS

-- CONNECTING THE DOTS BETWEEN OUR ECONOMY, GOVERNMENT AND BUSINESS --

-- CONNECTING THE DOTS BETWEEN OUR ECONOMY, GOVERNMENT AND BUSINESS --

VIDEO: Antifa Terrorists Dressed in War Gear Seen Unloading Supplies Outside Chicago Ice Facility – Marxist-Terrorists Scream "Shoot the F*cker!" at ICE Agents – Gateway Pundit

September 28, 2025 7 Comments

WIREPOINTS

-- CONNECTING THE DOTS BETWEEN OUR ECONOMY, GOVERNMENT AND BUSINESS --

-- CONNECTING THE DOTS BETWEEN OUR ECONOMY, GOVERNMENT AND BUSINESS --

'Sanctuary' Policies Are at the Heart of L.A., Chicago, Portland Stand-Offs – Center for Immigration Studies

October 15, 2025 One Comment

Protests against ICE have gone from the sublime to the ridiculous, with frog-suited activists and nude cyclists entering the fray as lawsuits and recriminations fly and Illinois Gov. JB Pritzker threatens political prosecutions once electoral fortunes turn — the latter a twist on what beat cop Jim Malone (Sean Connery) called "the Chicago way" in the 1987 classic, The Untouchables.

Read the Article

Subscribe

Join the discussion

1

{} [+]

Sign me up for the Wirepoints newsletter.

WIREPOINTS

-- CONNECTING THE DOTS BETWEEN OUR ECONOMY, GOVERNMENT AND BUSINESS --

-- CONNECTING THE DOTS BETWEEN OUR ECONOMY, GOVERNMENT AND BUSINESS --

Commentary: Police leaders must stand firm against political interference – Police1

October 15, 2025 No Comments

In Chicago, ICE agents involved in a collision while apprehending a suspect were falsely accused of misconduct after viral photos distorted the truth. The media ran with the narrative without fact-checking, and the Chicago Police Department reportedly sent a commander to ensure officers followed the directive not to assist.

Read the Article

Subscribe

Be the First to Comment!

{} [+]

Sign me up for the Wirepoints newsletter.

-- CONNECTING THE DOTS BETWEEN OUR ECONOMY, GOVERNMENT AND BUSINESS --

Illinois lawmakers condemn ICE raids in Chicago, weigh state response – Capitol News IL

October 15, 2025 No Comments

State Sen. Celina Villanueva said she would "fight like hell with my colleagues in order to try to do whatever the hell we can in order to try to protect people. ... The reality is, the playbook that we used to play by doesn't exist anymore because they're not abiding by it. So we're going to get really, really creative and try to do what we can in order to stand up for people because this is not OK. This is not normal."

Read the Article

Subscribe

Be the First to Comment!

B I U S {} [+]

WIREPOINTS

-- CONNECTING THE DOTS BETWEEN OUR ECONOMY, GOVERNMENT AND BUSINESS --

-- CONNECTING THE DOTS BETWEEN OUR ECONOMY, GOVERNMENT AND BUSINESS --

22 states, including Illinois, still offer in-state tuition to illegal immigrant students – College Fix

October 15, 2025 7 Comments

As part of a string of recent lawsuits seeking to enforce the 1996 law, President Trump's Department of Justice recently sued the state of Illinois, which offers illegal immigrants comprehensive access to in-state tuition. Illinois Governor JB Pritzker is fighting the lawsuit.

Read the Article

Subscribe

Join the discussion

7

{} [+]

ign me up for the Wirepoints newsletter.

WIREPOINTS

-- CONNECTING THE DOTS BETWEEN OUR ECONOMY, GOVERNMENT AND BUSINESS --

-- CONNECTING THE DOTS BETWEEN OUR ECONOMY, GOVERNMENT AND BUSINESS --

Chicago city leaders hand out 'ICE-free zone' signs to local businesses, residents – WGNTV (Chicago)

October 12, 2025 5 Comments

The Trump administration condemned the executive order, calling it a "disgusting betrayal of every law-abiding citizen" and claiming it would shield "the most depraved, violent criminal illegal aliens from justice." Federal officials also released examples of undocumented individuals previously detained with criminal convictions.

Read the Article

Subscribe

5 Join the discussion

{} [+]

Sign me up for the Wirepoints newsletter.

Recommended Videos

Login Watch TV

1 of 3

CHICAGO Published October 12, 2025 12:22pm EDT

Billionaire Ken Griffin says Citadel's Chicago exodus was 'not hard,' cites crime, taxes

Ken Griffin's hedge fund relocated global headquarters to Miami in 2022 citing crime and tax concerns

By **Amanda Macias** | **FOXBusiness**

Suarez hosts global giants as Miami becomes symbol of free market success

Miami Mayor Francis Suarez hosts Messi, Will Smith and business titans at Miami's American Business Forum touting capitalism's rise while warning of NYC's socialist shift on 'Varney & Co.'

Billionaire Ken Griffin said his hedge fund's Chicago footprint will shrink to just two floors as crime, taxes and other challenges push employees to relocate to Miami and New York.

"Chicago, you know, over the last, unfortunately, over the last six or seven years, has been engulfed in a series of problems," Griffin said at the Citadel Securities Future of Global Markets conference in New York on Oct. 6.

MAMDANI'S RISE IN NYC MIRRORS ECONOMIC FLIGHT TO THE SOUTH, STUDY SHOWS

Recommended Videos

2 of 3

The Windy City, which served as Citadel's headquarters for more than 30 years, has seen much of the company's workforce and operations shift south to Miami in recent years.

Griffin, who is worth $50 billion according to Forbes, relocated his company's global headquarters to Florida in 2022.

"Asking people to leave Chicago for New York or Miami has not been hard. We've gone from probably 1,300 people in Chicago to a few hundred. From being the primary tenant of one of the largest skyscrapers to, I think we will be down to two floors in a year," he explained.

BILLIONAIRE KEN GRIFFIN MOVING HEDGE FUND FROM CHICAGO TO MIAMI AMID CRIME

Griffin moved his successful hedge fund to Miami, Florida in 2022. (Saul Martinez/Bloomberg/Getty Images / Getty Images)

Griffin, who leads the world's most profitable hedge fund, said that the departure of so many longtime employees underscores Illinois' mounting economic and social problems.

"I think the sad part of the story is how many people who had built lives in Chicago were willing to walk away from that and move to Miami or New York, just given the challenges that Illinois has faced," he said.

Griffin added that Chicago's crime remains one of the city's most pressing challenges.

Recommended Videos

3 of 3

President Donald Trump has threatened to extend federal troop deployments to assist local law enforcement in cities like Baltimore and New Orleans. (Jacek Boczarski/Anadolu/Getty Images / Getty Images)

His comments come as President Donald Trump renews his push for a federal crackdown on crime in major U.S. cities, a plan that includes deploying troops to some Democrat-led areas experiencing rising violence.

The president's push to deploy National Guard troops nationwide has ignited repeated clashes with Democratic governors and mayors.

GET FOX BUSINESS ON THE GO BY CLICKING HERE

Illinois Gov. JB Pritzker has been one of the most vocal critics of Trump's troop and federal agent deployments. (John Nacion/Getty Images)

Illinois Gov. JB Pritzker has been among the most vocal critics, condemning Trump's deployment of troops and federal agents into Chicago.

Trump has also threatened to extend deployments to other cities, including Baltimore and New Orleans. Troops have already been sent to Los Angeles, Washington, D.C., Portland and Memphis.

Conversation 257 Comments 85 Viewing

Discussions are moderated. For more details, click here.

WIREPOINTS

-- CONNECTING THE DOTS BETWEEN OUR ECONOMY, GOVERNMENT AND BUSINESS --

1 of 3

-- CONNECTING THE DOTS BETWEEN OUR ECONOMY, GOVERNMENT AND BUSINESS --

ICE Agents Attacked During Stop as Lawmakers Spread Falsehoods – Law Enforcement Today

October 4, 2025 5 Comments

Despite clear facts about the Chicago incident, Congressman Jesús "Chuy" García (D-IL) took to the floor of the U.S. House of Representatives and made several false and inflammatory statements—alleging that the suspect did not drive toward the officers, that the agent did not fear for his life, and that officers "dragged him from his vehicle and slammed him to the ground." More background from DHS is here.

Read the Article

Subscribe

Join the discussion

Sign me up for the Wirepoints newsletter.

5 COMMENTS Newest

5

Bob 18

1 -1 Reply

2 of 3

ICE Agents Attacked During Stop as Lawmakers Spread Falsehoods

by: LET Guest 2025-10-04 Source: Law Enforcement Today Editorial

ICE agents are getting attacked for doing their jobs by is licensed under Facebook

Originally published by the International Union of Police Associations. Republished with permission.

FOR IMMEDIATE RELEASE:

Contact: Dennis J. Slocumb

Phone: 1-800-247-4872

E-Mail: iupa@iupa.org

Statement of Sam A. Cabral, President of the International Union of Police Associations

On September 12, 2025, ICE agents initiated a lawful traffic stop on Mr. Silvio Gonzalez, an unlawful immigrant. During the encounter, one agent approached the driver's side of the vehicle while the other moved to the passenger side.

According to reports, Mr. Gonzalez attempted to flee, accelerating his vehicle and striking and dragging one of the agents. Fearing for his life and to prevent further serious or potentially deadly injury, the agent discharged his firearm. The vehicle subsequently struck a tree and came to a stop.

Mr. Gonzalez was removed from the truck, and medical aid was immediately rendered; however, he did not survive his injuries. The ICE agent sustained serious lacerations to his legs as a result of being dragged.

This incident was fully captured by surveillance video, body-worn cameras, and a witness's cell phone video, providing a complete record of the events.

Despite these clear facts, Congressman Jesús "Chuy" García (D-IL) took to the floor of the U.S. House of Representatives and made several false and inflammatory statements—alleging that the suspect did not drive toward the

ADVERTISEMENT

FOLLOW US

READ OUR LATEST NEWS ON ANY OF THESE SOCIAL NETWORKS!

GET LATEST NEWS DELIVERED DAILY!

WE WILL SEND YOU BREAKING NEWS RIGHT TO YOUR INBOX

Email

Zip Code

SUBSCRIBE

ADVERTISEMENT

RECENT ARTICLES

from his vehicle and slammed him to the ground." The Congressman went further, referring to ICE agents as "masked thugs" and the "American Gestapo", and claiming that Mr. Gonzalez was "murdered" by the agent.

3 of 3

These statements are reckless, unfounded, and dangerous. They undermine public trust, defame honorable law enforcement officers, and incite hostility toward those who courageously enforce our nation's laws.

This kind of rhetoric—pandering to those who defy the law—has no place in public discourse. It contributes directly to the rising number of assaults against federal law enforcement officers.

We call on Congressman García and others who engage in this hateful and irresponsible narrative to cease immediately. Our agents deserve respect, support, and the truth—not political grandstanding at their expense.

*NOTE: Originally chartered in 1979, the **International Union of Police Associations** is the only chartered labor union that exclusively represents law enforcement personnel. The I.U.P.A. represents active-duty, rank and file law enforcement professionals and emergency medical personnel nationwide – including the U.S. Virgin Islands and Puerto Rico. The I.U.P.A.'s mission is to protect and advance officers' wages, benefits, and work conditions. Membership includes officers from agencies throughout the United States, including the U.S. Virgin Islands and Puerto Rico.*

More information is available at **www.iupa.org**. Follow us on Twitter at **IUPA34233**.

For corrections or revisions, **click here**.

HOW A REFUGEE'S MURDER PUSHED NORTH CAROLINA TO RETHINK BAIL AND JUSTICE

WISCONSIN RESIDENTS WANT THESE POLICE POLICIES ON THE CHOPPING BLOCK AFTER GRISLY DEATHS

ALABAMA TECH DIRECTOR KEPT STOCKPILE OF CHILD PORN IN SHOCKING DISCOVERY

CONNECTICUT MOM DOSED HER OWN CHILD'S DAD WITH ANTIFREEZE-LACED WINE: COPS

ADVERTISEMENT

Sign in to comment

@ email address

🔑 password

Login | or Subscribe

Comments

17 hours ago | Comment by: **Dean**

D

1 day ago | Comment by: **James**

J

WIREPOINTS

-- CONNECTING THE DOTS BETWEEN OUR ECONOMY, GOVERNMENT AND BUSINESS --

-- CONNECTING THE DOTS BETWEEN OUR ECONOMY, GOVERNMENT AND BUSINESS --

ICE Agents Ambushed In Chicago As Trump Deploys National Guard – ZeroHedge

October 5, 2025 2 Comments

The armed attacker, a woman who is a US citizen who was named in a Customs and Border Protection (CBP) intelligence bulletin, allegedly doxxed agents and posted online: "Hey to all my gang let's f--- those motherf------ up, don't let them take anyone."

Read the Article

Subscribe

Join the discussion

Sign me up for the Wirepoints newsletter.

2 COMMENTS Newest

Call my shrink 23 hours ago

https://cwbchicago.com/2025/10/cpd-chief-barred-cops-helping-surrounded-border-patrol-agents-woman-shot-by-ice-agents-identified.html

Log In Watch TV

Recommended Videos

Cyber expert shares tips to avoid AI phishing scams

Tim Kaine defends Jay Jones, says he should...

Senate remains deadlocked over funding ...

'Latin Kings' gang member charged with putting hit o...

Duffy blasts Newsom over shutdown blame game:...

Study r linked t

1 of 2

CHICAGO

Chicago police sources blast department's response after officers were told not to help fed agents: 'Cover their a--'

Internal dispatch reveals patrol chief refused assistance as federal agents were rammed and surrounded by armed crowds

By Greg Wehner, Bill Melugin, Matt Finn, Michael Tobin · Fox News

Published October 5, 2025 3:54pm EDT Updated October 5, 2025 6:48pm EDT

Like 150

Armed woman shot amid Chicago Anti-ICE protest

Former DC police detective Ted Williams joins 'Fox News Live' reacting to the escalating violence across the nation amid anti-ICE protests.

NEW You can now listen to Fox News articles!

Listen to this article
7 min

Two longtime, ranking Chicago police sources sharply rejected the department's assertion that officers responded to calls for help from ICE agents who were rammed and surrounded by protesters on Saturday, telling Fox News the official statement is, in their words, "COVER THEIR A-- BULLS--T!!"

2 of 2

Their comments come as Fox News obtained an internal dispatch revealing that Chicago police officers were ordered by their chief of patrol not to respond after Border Patrol agents called for help, saying they were boxed in and surrounded following a ramming incident outside the city, according to multiple federal and Chicago law enforcement sources.

Fox News reviewed the computer-aided dispatch message sent to Chicago police officers by their chief of patrol. The message instructed officers not to respond to a Saturday morning ramming on the southwest side of the city in which an armed woman was shot and agents were boxed in and surrounded.

"PLEASE CHIEF OF PATROL NO UNITS WILL RESPOND TO THIS AS RELATED FROM 04-Oc5-2025/12:34:44...CALLER IS 1 OF APPROX 30 ARMED PATROL AGENTS (ICE) WHO ARE BEING SURROUNDED BY A LARGE CROWD OF PEOPLE REQUESTING CPD," the dispatch message read.

TRUMP OFFICIALS SLAM BLUE STATE GOVERNOR FOR IGNORING CHAOTIC ANTI-ICE 'RIOTERS' DISRUPTING OPERATION

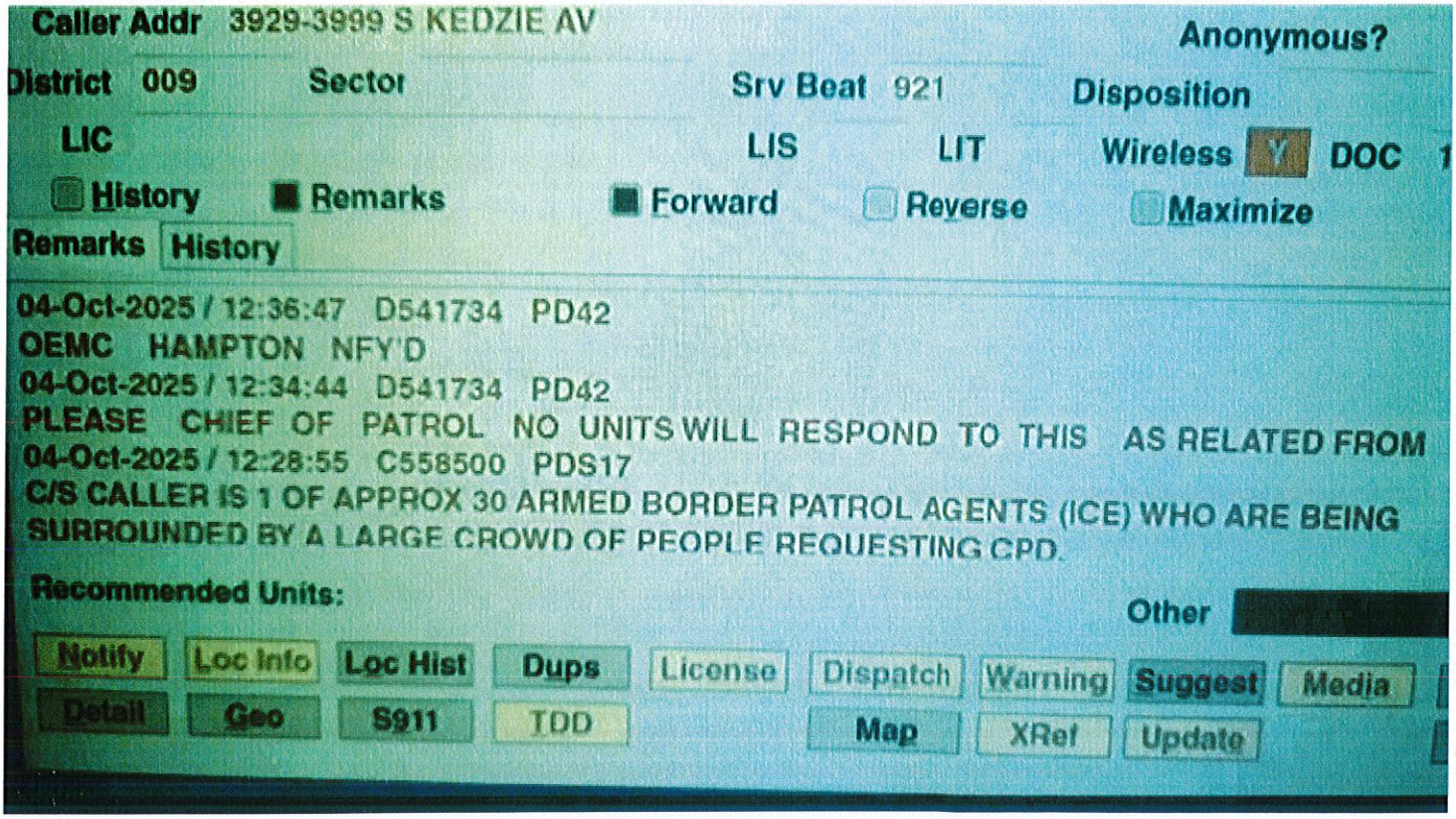

WIREPOINTS

-- CONNECTING THE DOTS BETWEEN OUR ECONOMY, GOVERNMENT AND BUSINESS --

-- CONNECTING THE DOTS BETWEEN OUR ECONOMY, GOVERNMENT AND BUSINESS --

Federal agents detain multiple people in downtown Chicago – ABC7 (Chicago)

September 28, 2025 4 Comments

Gov. JB Pritzker issued a statement on the enforcement, saying, "The Trump Administration's DHS officers appear to be carrying large weapons around downtown Chicago in camouflage and masks. This is not making anybody safer - it's a show of intimidation, instilling fear in our communities and hurting our businesses. We cannot normalize militarizing American cities and suburbs. Make sure you know your rights and stay alert."

Read the Article

Subscribe

Join the discussion

4

{} [+]

Sign me up for the Wirepoints newsletter.

WIREPOINTS

-- CONNECTING THE DOTS BETWEEN OUR ECONOMY, GOVERNMENT AND BUSINESS --

-- CONNECTING THE DOTS BETWEEN OUR ECONOMY, GOVERNMENT AND BUSINESS --

Pepper bullets, tear gas deployed during protest outside Broadview immigration facility – CBS2 (Chicago)

September 28, 2025 One Comment

Gov. JB Pritzker released a statement Saturday that reads in part... "Illinois will always defend Americans' right to peacefully protest and make their voices heard. We denounce any violence against the general public, members of the media, and law enforcement or first responders."

Read the Article

Subscribe

Join the discussion

1

{} [+]

ıgn me up for the Wirepoints newsletter.

WIREPOINTS

-- CONNECTING THE DOTS BETWEEN OUR ECONOMY, GOVERNMENT AND BUSINESS --

-- CONNECTING THE DOTS BETWEEN OUR ECONOMY, GOVERNMENT AND BUSINESS --

5 dead, 25 wounded in Chicago weekend shootings – CBS2 (Chicago)

October 6, 2025 4 Comments

The ages of the victims range from 16 to 62, according to police.

Read the Article

Subscribe

Join the discussion

Sign me up for the Wirepoints newsletter.

4 COMMENTS Newest

Joseph Murzanski 23 hours ago

Somebody needs to tell the DHS Secy and federal troops that marching down Michigan Ave will not deter crime as the fogures above attest. Try Grand Crossing or Lawndale. Those are the areas where the residents need troops.

2 0 Reply

Call my s 1 day ago

It could've b more thanks to CPD Chief of Patrol Jon Hein refusal to help fellow officers . Gutless

WIREPOINTS

-- CONNECTING THE DOTS BETWEEN OUR ECONOMY, GOVERNMENT AND BUSINESS --

-- CONNECTING THE DOTS BETWEEN OUR ECONOMY, GOVERNMENT AND BUSINESS --

2 dead, 10 wounded in shootings during extended holiday weekend in Chicago, police say – CBS2 (Chicago)

October 13, 2025 One Comment

The victims ranged in age from 13 to 32.

Read the Article

Subscribe

Join the discussion

B I U S {} [+]

Sign me up for the Wirepoints newsletter.

1 COMMENT Newest

Chief judge warns of random Loop attacks as accused man walks free under cashless bail system he supports

1 of 3



Cook County Chief Judge Timothy Evans (Wikipedia)

Cook County Chief Judge Timothy Evans, a leading supporter of Illinois' cashless bail law, took the unusual step Thursday of warning court employees about two men accused in downtown "Loop Puncher" attacks—even as the bail system he helped create prevents one of those men from being detained.

While we've been reporting for years on men who randomly attack women in Chicago, the topic is heating up this week thanks to a **couple of videos** circulating online.

If he knows they're dangerous to his employees, why are they being released at everyone's risk ??



2 of 3

EVANS' internal safety memo contained arrest histories and mugshots of Derek Rucker and William Livingston, with the label "VIOLENT TENDENCIES" printed in red as a caption for each man's primary photo. Evans said the court's security services office prepared the so-called facecards "in response to growing concerns over recent physical attacks in the Loop, involving suspects referred to as 'Loop Puncher.'"

Rucker, 37, was arrested Tuesday after he allegedly struck a 23-year-old woman in the back of the head at the Loyola Red Line station. He was charged with two counts of misdemeanor battery and released with instructions to show up for court on October 30.

Evans' profile of Rucker says he has 38 arrests and 18 convictions, and noted police reports show a "repeated history of punching strangers." It goes on to say he is

"colloquially known on [social media] as 'The Loop Puncher.'"

But misdemeanor battery is not a detainable offense under Illinois' cashless bail system, and Rucker is free pending trial. Under the former bail system, a bond court judge could have set a high bail amount to keep Rucker in custody. Not any more.

The second flyer released by Evans profiled Livingston, saying he is a "criminal gang member" with 29 arrests, 20 convictions, and multiple threats to police on his record. CWBChicago has **previously reported extensively** on Livingston, and **our original reporting last month** about the latest attack he's accused of committing was quickly picked up by nearly all of the city's corporate news outlets.

In his memo, Evans told employees he released mugshots and histories of Rucker and Livingston "to increase situational awareness and support your personal safety," adding, "your safety remains our top priority."

3 of 3

Mid-afternoon on Thursday, we asked Evans' office how he squares the decision to warn employees about Rucker with his enthusiastic support of the cashless bail law that may have put Rucker back on the street. We haven't heard back yet, but we'll let you know when we do.

Last month, Evans **lost his bid** to remain chief judge, a position he has held since September 2021. Circuit judges voted 144 to 109 in favor of Judge Charles Beach, who previously spent years setting cash bail for newly arrested defendants at 26th and California. Beach will take over as chief judge on December 1.

Original reporting you'll see nowhere else, paid for by our readers. Click here to support our work.

WIREPOINTS

-- CONNECTING THE DOTS BETWEEN OUR ECONOMY, GOVERNMENT AND BUSINESS --

-- CONNECTING THE DOTS BETWEEN OUR ECONOMY, GOVERNMENT AND BUSINESS --

CTA violent crime nears decade high as feds threaten funding cuts – Illinois Policy

October 14, 2025 One Comment

More than half of all CTA crimes were at just 17 of the 123 stations in the city. Eight stations reported one or fewer crimes during the past 12 months through July. There were 2.7 crimes for every 100,000 rides on the entire system for the past 12 months through July.

Read the Article

Subscribe

Join the discussion

Sign me up for the Wirepoints newsletter.

1 COMMENT Newest

Deb 1 day ago

3 0 Reply

WIREPOINTS

-- CONNECTING THE DOTS BETWEEN OUR ECONOMY, GOVERNMENT AND BUSINESS --

-- CONNECTING THE DOTS BETWEEN OUR ECONOMY, GOVERNMENT AND BUSINESS --

Illinois transit agencies face 'trust cliff' along with fiscal cliff – Center Square

October 15, 2025 No Comments

State Rep. Kam Buckner questioned why the RTA spent $500,000 on the "Save Transit Now" campaign for more funding: "The best PR campaign for RTA and any other service agencies is reliable transit. It's not spending a half-million dollars to remind the General Assembly that you're running out of money. Some people use the words 'coerce' or 'cajole.' I felt it was a bullying effort, and I don't think it worked."

Read the Article

Subscribe

Be the First to Comment!

B I U S {} [+]

gn me up for the Wirepoints newsletter.

0 COMMENTS

WIREPOINTS

-- CONNECTING THE DOTS BETWEEN OUR ECONOMY, GOVERNMENT AND BUSINESS --

-- CONNECTING THE DOTS BETWEEN OUR ECONOMY, GOVERNMENT AND BUSINESS --

Commentary: The CTA has become a rolling symbol of abdication. Riders don't feel safe. – Chicago Tribune*

September 29, 2025 3 Comments

Marc Molinaro, of the Federal Transit Administration: The facts are grim: In the first half of this year, over 2,200 crimes were reported on the CTA, including 642 batteries, 238 assaults, 259 robberies and 29 sex offenses. Last year's Blue Line shooting left four dead, and violent crimes per passenger trip have more than tripled since 2015. According to police reports, riders now face a crime every three hours somewhere in the system. And while danger multiplies, fare enforcement has collapsed."

Read the Article

Subscribe

3

Join the discussion

B I U S {} [+]

WIREPOINTS

-- CONNECTING THE DOTS BETWEEN OUR ECONOMY, GOVERNMENT AND BUSINESS --

-- CONNECTING THE DOTS BETWEEN OUR ECONOMY, GOVERNMENT AND BUSINESS --

In financial maneuver, Mayor Brandon Johnson finds millions for Chicago Public Schools – Chicago Sun-Times

October 15, 2025 9 Comments



Sources close to the board say that they expect CPS to get more than $500 million out of the City's special taxing districts, called TIFs. Because this is one-time funding, they say that they plan to turn their attention to the state to get more sustainable longterm funding.

Read the Article

When Chicago gets the money for the hole this creates from Springfield, will that help or hurt Kane County get its fair share?

9

Subscribe

Join the discussion

WIREPOINTS

-- CONNECTING THE DOTS BETWEEN OUR ECONOMY, GOVERNMENT AND BUSINESS --

-- CONNECTING THE DOTS BETWEEN OUR ECONOMY, GOVERNMENT AND BUSINESS --

Chicago budget fight a political Scylla and Charybdis for Mayor Brandon Johnson – Chicago Tribune/Yahoo

September 28, 2025 No Comments

"Johnson's leadership style is indeed a break from prior Chicago mayors domineering over negotiations that largely ended with their original proposal, plus modest tweaks. And the risk is that the process could devolve into chaos with competing interests fighting for their own priorities and nobody on the fifth floor with the strength to rein it in."

Read the Article

Subscribe

Be the First to Comment!

{} [+]

Sign me up for the Wirepoints newsletter.

WIREPOINTS

-- CONNECTING THE DOTS BETWEEN OUR ECONOMY, GOVERNMENT AND BUSINESS --

-- CONNECTING THE DOTS BETWEEN OUR ECONOMY, GOVERNMENT AND BUSINESS --

Johnson targets head tax in 2026 proposed budget, but emboldened City Council likely to have final say – Chicago Sun-Times

October 15, 2025 3 Comments

Delivering on Johnson's promise to challenge businesses to "put more skin in the game" will likely mean a revived, dramatically enhanced and rebranded version of the $4-a-month-per-employee head tax despised by business leaders as a "job killer." When Rahm Emanuel eliminated the head tax in 2013, it was generating roughly $20 million annually from more than 2,000 companies.

Read the Article

Subscribe

Join the discussion

Sign me up for the Wirepoints newsletter.

3 COMMENTS Newest

Mark F 1 day ago

4 -2 Reply

WIREPOINTS

-- CONNECTING THE DOTS BETWEEN OUR ECONOMY, GOVERNMENT AND BUSINESS --

-- CONNECTING THE DOTS BETWEEN OUR ECONOMY, GOVERNMENT AND BUSINESS --

Chicago Teachers Union honors Black militant convicted cop-killer after death in Cuba, drawing backlash – FOX News

September 29, 2025 21 Comments

"Rest in Power, Rest in Peace, Assata Shakur," the CTU's post read. "Today we honor the life and legacy of a revolutionary fighter, a fierce writer, a revered elder of Black liberation, and a leader of freedom whose spirit continues to live in our struggle.

21

Read the Article

WIREPOINTS

-- CONNECTING THE DOTS BETWEEN OUR ECONOMY, GOVERNMENT AND BUSINESS --

-- CONNECTING THE DOTS BETWEEN OUR ECONOMY, GOVERNMENT AND BUSINESS --

Editorial: The Chicago Teachers Union's depressing idea of a role model – Chicago Tribune*

September 30, 2025 3 Comments

"One almost forgets this is a teachers union, not a chapter of the Revolutionary Youth League. Whether it's striking over issues well outside the classroom or now paying homage to violent radicals, the message would lead one to believe education is an afterthought."

Read the Article

Subscribe

Join the discussion

3

{} [+]

ıgn me up for the Wirepoints newsletter.

WIREPOINTS

-- CONNECTING THE DOTS BETWEEN OUR ECONOMY, GOVERNMENT AND BUSINESS --

-- CONNECTING THE DOTS BETWEEN OUR ECONOMY, GOVERNMENT AND BUSINESS --

Stacy Davis Gates makes over $273,000 but doesn't pay her water bills – Illinois Policy

October 15, 2025 One Comment

For comparison, that's four times the median salary in Chicago of $65,250.

Read the Article

Subscribe

Join the discussion

B I U S {} [+]

Sign me up for the Wirepoints newsletter.

1 COMMENT Newest

WIREPOINTS

-- CONNECTING THE DOTS BETWEEN OUR ECONOMY, GOVERNMENT AND BUSINESS --

-- CONNECTING THE DOTS BETWEEN OUR ECONOMY, GOVERNMENT AND BUSINESS --

Chicago Teachers Union pays for audit, doesn't let members see it – Illinois Policy

October 10, 2025 4 Comments

The Chicago Teachers Union's annual reporting with the U.S. Department of Labor shows it has been paying accountants to conduct its audits. But it hasn't released those "annual" audits in over five years.

Read the Article

Subscribe

Join the discussion

Sign me up for the Wirepoints newsletter.

4 COMMENTS Newest

Is this possible ?

Deb 1 day ago

CTU doesn't want members to see the graft, and that CTU is a far left, progressive activist group, not a labor union. CTU hierarchy cares about politics and power, not member or education.

3 -1 4 Reply

Call my sh. 1 day ago

WIREPOINTS

-- CONNECTING THE DOTS BETWEEN OUR ECONOMY, GOVERNMENT AND BUSINESS --

-- CONNECTING THE DOTS BETWEEN OUR ECONOMY, GOVERNMENT AND BUSINESS --

Editorial: Chicago dealt another blow from a familiar corporate citizen. This time it's Walgreens. – Chicago Tribune/Yahoo

October 8, 2025 5 Comments

But what are the Illinois Governor and Chicago Mayor focused on...?

"The office vacancy rate downtown hit a record 28% in the third quarter, according to data from real estate firm CBRE. Nearly three of every 10 square feet of office space in the central business district is going unleased right now. Brutal."

Read the Article

Subscribe

Join the discussion

5

{} [+]

ign me up for the Wirepoints newsletter.

1 of 4

Commercial Real Estate

Soaring downtown office vacancy still hasn't peaked

By Danny Ecker



Credit: CoStar Group

Reprints Share

October 02, 2025 09:49 AM

Downtown offices kept emptying out during the third quarter as post-pandemic work trends continued to hamper demand. But owners of the newest and most-updated properties actually saw their corner of the market improve.

The office vacancy rate in the central business district jumped to an all-time high of 28% over the past three months from 27% midway through the year, according to data from real estate services firm CBRE. The share of available workspace has now more than doubled from 13.8% at the beginning of the public health crisis and has hit new record highs for 13 consecutive quarters.

More →

Veteran Chicago office broker jumps to Colliers

New development team, more density planned for Fulton Market high-rise

Private equity firm eyes move to Salesforce Tower

The data shows the pandemic's lingering impact on the downtown office market, where weak demand and elevated interest rates have fueled rampant distress and slowed a process for the urban core to regain its vibrancy. Companies reducing their footprints have cost downtown 2.3 million square feet of office tenants over the past two years, almost twice the amount of space vacated during Great Recession fallout in 2009 and 2010 combined, according to CBRE.

Office demand stability will be crucial to getting institutional investors back in the business of buying Chicago office properties, a key determinant of how quickly downtown can reclaim its mojo and rebuild its share of the local property tax burden.

2 of 4

ADVERTISING



New Season of God Family Football on Fox...

Watch Now

Fox Nation - Sponsored

But the office malaise is far worse for some than others. The gap has widened in recent months between two very different downtown office stories that have emerged since the pandemic: top-tier buildings that are getting lots of interest from tenants and minimal demand for everything else.

While vacancy at second-tier, or Class B, office buildings downtown surged to nearly 35% during the third quarter, from 32.3% at the end of June, Class A vacancy inched down to 21.4%, CBRE data shows. That Class A rate has now dipped in three of the past eight quarters, according to the brokerage.

"It's a tale of two markets, and if you do work nationally, it's like that in almost every major market," said CBRE Vice Chairman Todd Lippman, who negotiates leases on behalf of tenants. "There are very few big blocks of space and very little vacancy in high-quality, trophy-type assets, (but) for commodity-type space, vacancy is about one-third. . . .It's completely different."

Vacancy hasn't peaked yet

The share of available offices downtown just hit a record high for the 13th consecutive quarter as space-shedding continued to outpace move-ins.

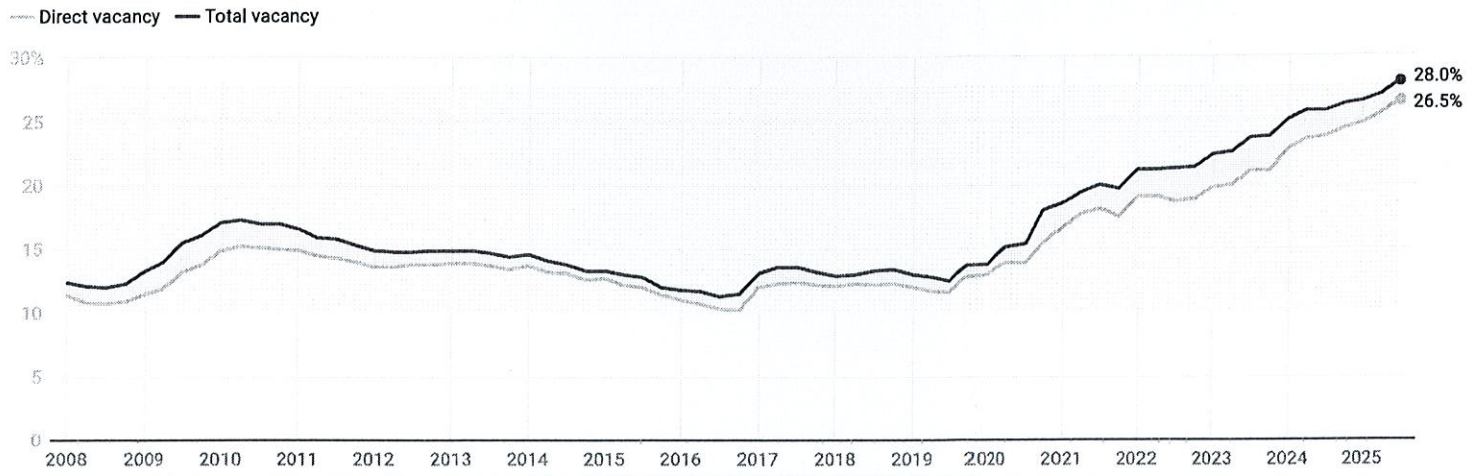

Source: CBRE • Created with Datawrapper

Demand in square feet, by quarter

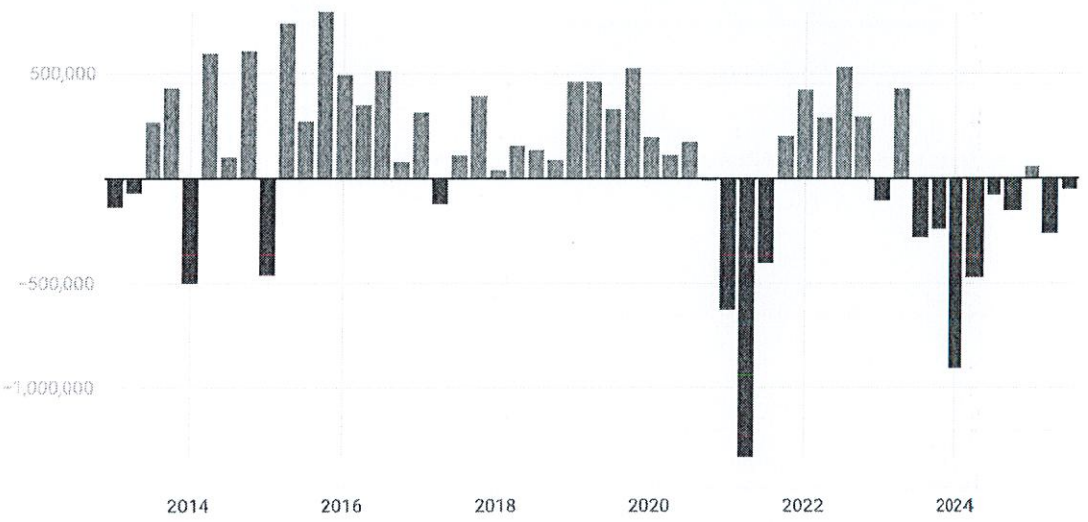

3 of 4

Demand is measured by net absorption, which is the change in the amount of leased and occupied space compared with the prior period.

Source: CBRE • Created with Datawrapper

The disparity has come from companies looking for the best, most-accessible offices they can find to encourage in-person work. That has translated into average gross asking rents inching up by about 1% across all downtown office buildings since the beginning of 2020, while average rates for trophy office towers downtown — think new, glass-and-steel buildings — have jumped by 26%, according to real estate services firm Colliers.

Among other recent examples of that trading-up trend, law firm Kilpatrick Townsend & Stockton recently signed a lease for one floor in the high-rise portion of BMO Tower at 320 S. Canal St., where it is consolidating from a pair of offices in the West and Central Loop. Another high-end office user, private equity firm Wind Point Partners, is poised to sublease a floor at Salesforce Tower along the Chicago River from the tech giant.

Overall demand, however, continued to shrink during the past three months. Net absorption, which measures the change in the amount of leased and occupied space compared with the prior period, fell about 51,000 square feet during the third quarter, according to CBRE. Net absorption downtown has been negative in eight of the past nine quarters.

Some green shoots for landlords showed up during the quarter, with JPMorgan Chase expanding by more than 64,000 square feet at 131 S. Dearborn St. — space it is occupying while it renovates its namesake tower a block away — and payment processing company Adyen occupying almost 56,000 square feet at 333 N. Green St. in Fulton Market as part of a big Chicago expansion.

But those gains were more than offset by space cutbacks. Health care consultancy Evolent Health moved the needle the most by vacating almost 124,000 square feet at 300 S. Riverside Plaza.

Lippman said he expects that absorption figure to be "net neutral for a little bit" as more large office users downtown get their turns to re-evaluate their workspace through lease expirations or termination options.

A veteran who has negotiated leases on behalf of many large law firms in Chicago, Lippman said he expects demand stability, and perhaps growth from the legal sector. Despite a big recent space reduction by law firm ArentFox Schiff at the Willis Tower, most law firms in the city "are not shrinking" their space like they were five-plus years ago, when they were making their workspace more efficient.

"Law firms are continuing to grow. And if they're not growing, other firms are coming" into the city, Lippman said.

4 of 4

WIREPOINTS

-- CONNECTING THE DOTS BETWEEN OUR ECONOMY, GOVERNMENT AND BUSINESS --

-- CONNECTING THE DOTS BETWEEN OUR ECONOMY, GOVERNMENT AND BUSINESS --

City taxpayer burden swells, as Chicago pension debt rises – Center Square/Yahoo News

October 5, 2025 7 Comments



New Equable Institute data shows city taxpayers now face unfunded debt from its municipal, laborers, police, fire and teachers' pension funds topping $53 billion, or more than the overall pension costs of at least 44 states.

Read the Article

Subscribe

WIREPOINTS

-- CONNECTING THE DOTS BETWEEN OUR ECONOMY, GOVERNMENT AND BUSINESS --

-- CONNECTING THE DOTS BETWEEN OUR ECONOMY, GOVERNMENT AND BUSINESS --

South Side, West Side homeowners over-taxed in Chicago area amid fresh investment – ABC7 (Chicago)

October 5, 2025 3 Comments

Homeowners in some of Chicago's most neglected neighborhoods are now bracing for tax hikes, amid fresh interest from investors.

Read the Article

Subscribe

Join the discussion

Sign me up for the Wirepoints newsletter.

3 COMMENTS Newest

2 0 Reply

day ago

WIREPOINTS

-- CONNECTING THE DOTS BETWEEN OUR ECONOMY, GOVERNMENT AND BUSINESS --

-- CONNECTING THE DOTS BETWEEN OUR ECONOMY, GOVERNMENT AND BUSINESS --

TikToks show South Shore building in ruin long before ICE raided it this week – CWB Chicago

October 5, 2025 7 Comments

Chicago news outlets have published and aired seemingly endless images and videos from inside the South Shore apartment building raided by federal immigration agents this week. You've undoubtedly seen them: doors hanging open, apartments torn apart, and hallways left in disarray after the feds left. What the outlets haven't shared is what the building looked like *before* the raid.

Read the Article

7

Subscribe

WIREPOINTS

-- CONNECTING THE DOTS BETWEEN OUR ECONOMY, GOVERNMENT AND BUSINESS --

-- CONNECTING THE DOTS BETWEEN OUR ECONOMY, GOVERNMENT AND BUSINESS --

Money donated to build Obama library being sent on to politically charged Tides group – New York Post

September 28, 2025 5 Comments

Millions of dollars sent to Barack Obama's foundation has ended up being donated to a progressive fund that supported anti-Israel groups, accused of setting up encampments at Ivy League universities, according to public documents.

Read the Article

Subscribe

Join the discussion

5

{} [+]

ign me up for the Wirepoints newsletter.

STATE OF ILLINOIS)
SS.
COUNTY OF KANE)

REPORT NO. TMP-25-1286

MONTHLY REPORT

COUNTY OF KANE

Office of the Kane County Auditor

Penny Wegman
Kane County Auditor

719 South Batavia Ave.
Building A
Geneva, Illinois 60134-3077
Phone: (630) 232-5915
WegmanPenny@KaneCountyIL.gov

October 29th, 2025
Finance and Budget Committee Report

Announcements from the Auditor's Office

- The Procurement Card Business Purpose Audit for the September 2025 statement is available at http://www.kanecountyauditor.com/
    - Missing receipt affidavits: 3
    - Resolved affidavits: 11
- Procurement Card top 10 vendor report is included in the packet.
- The Accounts Payable Activity Report for September 2025 is included in the packet.
- The 2026 Accounts Processing Schedule is complete and included in the packet.
- The Personal Expense Voucher Audit is completed and included in the packet.
- The 2024 Sheriff's Commissary Audit has been completed.

Accounts Payable Claims Paid Report

The Accounts Payable Claims Paid Report for September 2025 details the 1,912 payments (including any voided and re-issued checks) which were processed, resulting in net payments of $18,911,786.62.

The detailed report is included in the agenda packet.

Kane County Auditor
2026 Accounts Payable/PEV & Pcard Processing Schedule

Batch Support AP/PEV/PCARD Due - 4:30 PM*	Pcard Due	Activity Month	Statement Cutoff Date	Pull On-line by	Date to Treasurer	CHECK PAY DATE **
Thursday, November 6, 2025	Yes	10/25	10/31/2025	11/3/2025	11/12/2025	Monday, November 17, 2025
Thursday, November 20, 2025					11/26/2025	Monday, December 1, 2025
Thursday, December 4, 2025	Yes	11/25	11/28/2025	12/1/2025	12/10/2025	Monday, December 15, 2025
Thursday, December 18,2025					12/23/2025	Monday, December 29, 2025
Thursday, January 1, 2026					1/7/2026	Monday, January 12, 2026
Thursday, January 15, 2026	Yes	12/25	12/31/2025	1/1/2026	1/21/2026	Monday, January 26, 2026
Thursday, January 29, 2026					2/4/2026	Monday February 9, 2026
Thursday, February 12, 2026	Yes	1/26	1/30/2026	2/2/2026	2/18/2026	Monday February 23, 2026
Thursday, February 26, 2026					3/4/2026	Monday March 9, 2026
Thursday, March 12, 2026	Yes	2/26	2/27/2026	3/2/2026	3/18/2026	Monday, March 23, 2026
Thursday, March 26, 2026					4/1/2026	Monday, April 6, 2026
Thursday, April 9, 2026	Yes	3/26	3/31/2026	4/1/2026	4/15/2026	Monday, April 20, 2026
Thursday, April 23, 2026					4/29/2026	Monday, May 4, 2026
Thursday, May 7, 2026	Yes	4/26	4/30/2026	5/1/2026	5/13/2026	Monday, May 18, 2026
Thursday, May 21, 2026					5/27/2026	Monday, June 1, 2026
Thursday, June 4, 2026	Yes	5/26	5/29/2026	6/1/2026	6/10/2026	Monday, June 15, 2026
Thursday, June 18, 2026					6/24/2026	Monday, June 29, 2026
Thursday, July 2, 2026					7/8/2026	Monday, July 13, 2026
Thursday, July 16, 2026	Yes	6/26	6/30/2026	7/1/2026	7/22/2026	Monday, July 27, 2026
Thursday, July 30, 2026					8/5/2026	Monday, August 10, 2026
Thursday, August 13, 2026	Yes	7/26	7/31/2026	8/3/2026	8/19/2026	Monday, August 24, 2026
Thursday, August 27, 2026					9/2/2026	Monday, September 7, 2026
Thursday, September 10, 2026	Yes	8/26	8/31/2026	9/1/2026	9/16/2026	Monday, September 21, 2026
Thursday, September 24, 2026					9/30/2026	Monday, October 5, 2026
Thursday, October 8, 2026	Yes	9/26	9/30/2026	10/1/2026	10/14/2026	Monday. October 19, 2026
Thursday, October 22, 2026					10/28/2026	Monday. November 2, 2026
Thursday November 5, 2026	Yes	10/26	10/30/2026	11/2/2026	11/10/2026	Monday, November 16, 2026
Thursday, November 19, 2026					11/25/2026	Monday, November 30, 2026
Thursday, December 3, 2026	Yes	11/26	11/30/2026	12/1/2026	12/9/2026	Monday, December 14, 2026

***In order to be processed for payment on the check dates indicated, batches must be completed according to this schedule. Please note variations to the regular processing dates (shown in red above) which are typically due to Holidays.**

**** Pay dates are subject to change by the Treasurer.**

Refer to the guides distributed by the Auditor's Office for instructions on processing A/P, PEVs & Pcards. The Auditor's Office appreciates timely communication should issues or personnel changes occur affecting A/P processing.

OFFICE OF THE KANE COUNTY AUDITOR

Penny Wegman, Kane County Auditor

September 2025 Statement
Procurement Card Top 10 Vendor Report

Porfirio Lara
Chief Deputy Auditor

Bob Quillinan
Emma Saveley
Mayte Castellanos
Staff Auditors

Dalia Samak
Accounts Payable Specialist

719 S. Batavia Ave, Geneva, IL 60134
(630) 232-5915

OFFICE OF THE KANE COUNTY AUDITOR

Penny Wegman, Kane County Auditor

TOP 10 VENDORS - September 2025 STATEMENT

Rank	Vendor	Total Spent
1	AMAZON	$ 22,053.39
2	CONNECTIONS IN PREVENTION	$ 5,250.00
3	PERKINELMER	$ 4,821.23
4	QUALITY PLUMBING SUPPLY	$ 4,309.96
5	4IMPRINT, INC	$ 3,967.61
6	ELITE K9	$ 3,936.52
7	COMCAST	$ 3,892.23
8	SHERATON	$ 3,635.27
9	RESCUEASSIST	$ 3,595.56
10	E-COLLAR TECHNOLOGIES INC	$ 3,476.51

1 AMAZON
2 CONNECTIONS IN PREVENTION/ Conference
3 PERKINELMER/ Forensic Lab Supplies
4 QUALITY PLUMBING SUPPLY
5 4IMPRINT, INC/ Marketing
6 ELITE K9/ K-9 Supplies
7 COMCAST
8 SHERATON
9 RESCUEASSIST/ Remote Assistance Software
10 E-COLLAR TECHNOLOGIES INC/ K-9 Supplies

OFFICE OF THE KANE COUNTY AUDITOR

Penny Wegman, Kane County Auditor

September 2025
Accounts Payable Activity Report

Porforio Lara
Chief Deputy Auditor

Mayte Castellanos
Bob Quillinan
Emma Saveley
Staff Auditors

Dalia Samak
Accounts Payable Specialist

719 S. Batavia Ave, Geneva, IL 60134
(630) 232-5915

Overview

Illinois Compiled Statutes Chapter 55 Act 5, Section 3 – 1005 (Duties of Auditor) indicate one of the Auditor's duties is an Audit of all claims against the county and recommend either the payment of or rejection of all claims presented.

Claims are submitted to the Auditor's Office by the various County Departments after the various Departments process and approve them for payment. Claims are reviewed and approved on a bi-weekly basis. The Kane County Auditor approves the bi-weekly schedule of expenditures for payment by the County Treasurer, subject to the County Treasurer's determination that the cash balance in each particular fund is sufficient for payment of the listed expenditures. Claims are reviewed for accuracy and completeness.

Claims may be for goods and services, reimbursements, or payments to entities that rely on funding from the County for their operations. Claims also include purchases made utilizing the County Purchase Card and Employee's Personal Expense Vouchers.

Each invoice presented by a vendor for payment must be clear and accurate, be free from mathematical and quantity errors and contain the following elements to facilitate efficient and effective payment processing: ***(This list is not all inclusive as contractual provisions or other requirements/circumstances may require additional information be provided)***

- Purchase follows Financial Policies and has Proper Approvals
- Name of vendor and "Remit To" address
- Vendor invoice number and date
- Description of goods/services delivered
- Quantity and unit price of item
- Extension on each line item
- Total amount due
- Payment due date
- Supporting documentation including detailed itemized receipts for all vendor or reimbursement requests

Invoices missing any required element are returned to the requesting departments for correction along with an email explaining the reason for the return.

September 2025 Activity

September 2025 included two (2) check dates:

- September 8th
- September 22nd

The Auditor's Office approved the following number of invoices and total dollars for September 2025:

Payment Cycle	Normal Invoices	P-Card Invoices	Total Invoices	Total Dollar
9/8/2025	692	0	692	$6,554,859.97
9/22/2025	877	500	1,377	$11,880,937.20
Special Run(s)	17	0	17	$2,233,359.69
September Total	**1,586**	**500**	**2,086**	**$20,669,156.86**

Total amounts listed may include "Voided" invoices

During September 2025, the Auditor's Office returned approximately 4.99% of the 2,086 claims submitted for payment, to the County Departments for correction.

Below is the summary of the Reasons for the Invoice Returns:

Number of Invoices Returned				
Reason for Invoice Return	**9/8/2025**	**9/22/2025**	**Special Run(s)**	**September Total**
Incorrect Calculations	2	0	0	**2**
Incorrect Invoice #	11	9	0	**20**
Incorrect Invoice Date	5	11	0	**16**
Incorrect Remit Address	7	9	0	**16**
More support needed	8	2	0	**10**
Other	21	7	0	**28**
Paying Bank	1	0	0	**1**
Total incorrect	1	9	0	**10**
Invoice not attached	0	1	0	**1**
Grand Total	**56**	**48**	**0**	**104**

Fiscal Year 2025 To Date

The Auditor's Office approved the following number of invoices and total dollars in Fiscal Year (FY) 2025:

Month	Check Pay Dates	Normal Invoices	P-Card Invoices (Disputed)	Total Invoices	Total Dollar
December 2024	3	2,622	536	3,158	$ 26,207,486.14
January 2025	2	1,512	531	2,043	$ 17,563,038.97
February 2025	2	1,618	744 (154)	2,362	$ 11,987,464.22
March 2025	2	1,665	578	2,243	$ 11,905,509.52
April 2025	2	1,705	708	2,413	$ 11,762,759.26
May 2025	2	1,783	608	2,391	$ 10,708,539.76
June 2025	3	2,358	725	3,083	$ 22,824,416.76
July 2025	2	1,749	545	2,294	$ 13,244,776.87
August 2025	2	1,634	519	2,153	$ 13,745,407.03
September 2025	2	1,586	500	2,086	$ 20,669,156.86
FY 2025 Total	**22**	**18,232**	**4,352**	**24,226**	**$160,618,555.39**

During Fiscal Year 2025 (10 Month Total), the Auditor's Office returned approximately 4.88% of the 24,226 claims submitted for payment, to the County Departments for correction.

OFFICE OF THE KANE COUNTY AUDITOR

Penny Wegman, Kane County Auditor

Personal Expense Voucher Audit For Fiscal Year 2024

October 29, 2025

Porfirio Lara
Chief Deputy Auditor

Robert Quillinan
Emma Saveley
Mayte Castellanos
Staff Auditors

Dalia Samak
Accounts Payable Specialist

719 S. Batavia Ave, Geneva, IL 60134
(630) 232-5915

Objective

The purpose of this audit is to document, review and highlight the total number of Personal Expense Vouchers (PEVs), the purpose of the PEVs, and the total amount spent during the 2024 Fiscal Year.

The office of the Kane County Auditor will perform the necessary actions to complete the audit under the applicable law of Illinois State Statute 55 ILCS 5/3-1005(i): "Audit the documentation, records, and bases for the amounts billed to the county, as maintained by county vendors, under agreements between the county and its vendors…"

Analysis

A PEV is a document that is used by a Kane County employee to receive reimbursement for expenses they have incurred during official county business. These reimbursement expenses are broken into five categories; mileage, transportation, lodging, meals, and other. The category 'other' is used for reimbursements such as; conference registration, dues, and supplies, etc.

Employees must provide supporting documentation, such as receipts and mileage logs, to validate their claims. Once completed, the voucher and supporting documents are submitted to the appropriate department or finance office for processing.

Each PEV must be clear, accurate, and free of mathematical or quantity errors. It must include the following elements to ensure efficient payment processing (additional requirements may apply based on contractual provisions or specific needs):

- Compliance with financial policies and proper approvals
- Correct vendor name
- Correct 'Remit' address
- Correct invoice number
- Correct invoice date
- Correct total amount due
- Correct paying bank
- Correct G/L date

As amended by the County Board, Resolution 24-277 states under sub-section D line i: "reimbursement of expenses shall include per diem payments, fees, mileage, airfare/train tickets, meals and other county business expenses."

PEV Policy

The Kane County Financial Policy as amended February 8, 2022, contains the following references to the PEV Policy:

> "All personal expense voucher checks shall be mailed directly to the employee's address on record. No personal expense voucher checks shall be sent to the offices/departments and no personal expense voucher checks shall be picked up in person by the employee." (Financial Policy Section 8, Page 14, Subsection (e)
>
> "*All travel reimbursement claims must be documented on a personal expense voucher:*
>
> 1. Purpose of the trip including reason for expenses, dates and places.
> 2. Traveler identification including names of people and their business affiliation at meals along with the reason they are being entertained.
> 3. Meal tickets when guests are being entertained.
> 4. Approval by an employee's supervisor or other designated party and submitted to the Auditor's office along with supporting documentation within sixty (60) days of the travel date. Reimbursable expenses that have been incurred in the last quarter of the fiscal year must be submitted for reimbursement prior to the assigned closing date in December." (Financial Policy Section 11, Subsection 3a lines 1-4)
>
> "*Overnight and Multiday travel on personal expense voucher must also include the attachment of motel/hotel bills, train/ plane tickets and auto rental bills*." (Financial Policy Page 19, Section 11, Subsection (3) line 5)
>
> "When a petty cash fund is established within a particular department, a petty cash custodian is designated who is responsible for disbursements and replenishment of the fund. Whenever the petty cash custodian decides that the fund needs to be replenished, the reimbursement is requested on a personal expense voucher submitted to the Auditor's Office. Prior to processing this request for replenishment of the petty cash fund to its original balance, the Auditor's Office will audit supporting documentation and then approve the request. Procedures shall be written and approved by management in each area that maintains a Petty Cash account." (Financial Policy, Page 27, Section 12, Subsection 9 (c)

Fiscal Year 2024 PEV Activity

The Auditor's Office approved the following number of PEV's and total dollar amount for Fiscal Year 2024:

Department	Number of Department PEVs	Total Dollar Amount of PEVs
380 - Sheriff	296	$367,136.71
580 - Health	263	$41,991.86
060 - IT	229	$36,285.12
250 - Circuit Clerk	464	$27,506.77
430 - Court Services	157	$25,070.04
520 - Transportation	82	$22,434.38
170 - SOA	52	$19,648.95
190 - County Clerk	145	$18,329.33
690 - Development	79	$13,477.52
300 - State's Attorney	50	$12,722.48
980 - KCDEE/ Workforce Development	131	$12,176.56
360 - Public Defender	33	$8,441.46
425 - Kane Comm	31	$8,379.28
040 - Finance	9	$6,851.37
010 - County Board	13	$6,475.46
140 - County Auditor	6	$4,466.15
240 - Judiciary	34	$3,657.76
660 - Veteran's Commission	11	$3,527.37
420 - Merit Commission	12	$2,931.05
150 - Treasurer	22	$2,453.80
210 - Recorder	22	$1,911.46
510 - Emergency Management	8	$1,798.23
490 - Coroner	4	$1,583.46
370 - Law Library	16	$1,268.95
500 - Animal Control	5	$591.04
670 - Environmental Management	2	$358.36
120 - HRM	2	$248.47
080 - Building Management	2	$124.95
800 - Other -Countywide	1	$74.64
Grand Total	2181 [1]	$651,922.98

[1] Grand Total amount listed may include 'Returned' PEVs

During Fiscal Year 2024, the Auditor's Office returned approximately 8.89% of the 2,181 PEV's submitted for payment, to the County Departments for correction.

Below is the summary of the Reasons for PEV Returns:

Reason for PEV Return	Qtr 1	Qtr 2	Qtr 3	Qtr 4	Grand Total
Duplicate Invoice			1		1
Incorrect Calculations	10	7		8	25
Incorrect Invoice Date	5	5	8	2	20
Incorrect Invoice Number	10	9	17	27	63
Incorrect Remit Address	7	4	2	16	29
Invoice not uploaded into New World				2	2
More Support Needed	4	15	6	15	40
Taxes Paid		1			1
Total Incorrect	1	1	3	5	10
Wrong G/L Date	2			1	3
Grand Total	39	42	37	76	194 [2]

The Auditor's Office approved the following number of PEV's and total dollars in Fiscal Year 2024:

PEV	Amount[3]
Mileage	$ 123,793.07
Transportation	$ 15,790.76
Lodging	$ 54,518.73
Meals	$ 71,624.20
Other	$ 386,196.22
Grand Total	$ 651,922.98

PEV	Quantity [3]
Mileage	1,380
Transportation	112
Lodging	103
Meals	508
Other	525
Grand Total	2,628

[2] PEVs missing any required elements are returned to the department for corrections along with an email explaining the reason for the return.

[3] The graph represents the breakdown of the total amount across multiple PEVs. Some vouchers are split across multiple entries for clarity.

Findings:

A review of the return breakdown shows that the two greatest causes of returns were:

- Incorrect Invoice Number — 63 in total (32.47%)
- More Support Needed — 40 in total (20.62%)

In analyzing these findings, the Auditor found that the two leading causes of errors were directly related to New World user input.

Recommendations:

1. The Auditor recommends creating an updated PEV policy that addresses common errors or concerns from county employees.
2. The Auditor recommends providing the County Board an annual PEV audit. The purpose of the audit will be to document, review and highlight the total number of PEVs, the purpose of the PEVs, and the total amount spent during the given Fiscal Year.

Finance Department Response:

> "Would it be beneficial for the Auditor's Office to recommend updating the PEV form with information needed for common errors, i.e., what information should be used for the Invoice Date and Invoice Number, etc."

Auditor's Office Response:

> The Auditor's Office is currently working on updating the PEV form to reduce common return errors.

The Auditor's Office would like to thank the Finance Department for their cooperation and assistance provided during this audit.

STATE OF ILLINOIS)
SS.
COUNTY OF KANE)

RESOLUTION NO. TMP-25-1285

APPROVING THE KANE COUNTY PER DIEM MEAL RATES FOR CALENDAR YEAR 2026

WHEREAS, Kane County Financial Policies state that “the amount per day for breakfast, lunch, and dinner is established by the Human Services Committee and approved by the County Board.” Communication to employees is by the County Auditor after County Board approval; and

WHEREAS, the daily meal per diem allocated for 2025 is determined by the rates listed on the Federal General Services Administration website (GSA.gov). Which differ based on travel destination with the First and Last Day of Travel calculated at 75% of the Total Allowance per day as per GSA policy.

NOW, THEREFORE, BE IT RESOLVED by the Kane County Board that effective January 1, 2026, the daily meal per diem rate will continue to be determined by the Federal General Services Administration website (GSA.gov).

Passed by the Kane County Board on November 10, 2025.

_____	_____
John A. Cunningham, MBA, JD, JD	Corinne M. Pierog MA, MBA
Clerk, County Board	Chairman, County Board
Kane County, Illinois	Kane County, Illinois

Vote:

RESOLUTION / ORDINANCE EXECUTIVE SUMMARY ADDENDUM

Title

Approving The Kane County Per Diem Meal Rates For Calendar Year 2026

Committee Flow:
Finance and Budget Committee, Executive Committee, County Board

Contact:
Penny Wegman, 630.232.5918

Budget Information:

Was this item budgeted? No	Appropriation Amount: $N/A
If not budgeted, explain funding source: N/A	
Was this item passed through the appropriate committee? Yes	

Summary:

This resolution is approving the Kane County per diem meal rates will be determined by the rates listed on the Federal General Services Administration website (GSA.gov), which based on the travel destination, and the First and Last Day of Travel calculated at 75 percent of the Total Allowances per Day for calendar year 2026.

STATE OF ILLINOIS)
SS.
COUNTY OF KANE)

RESOLUTION NO. TMP-25-1251

APPROVING SEPTEMBER 2025 CLAIMS PAID

WHEREAS, according to the Kane County Code Section 2-193 Expenditure of Funds for Settlement of Claims B. Monthly Reports of Claims: The County Auditor shall file a monthly report of all claims paid in the prior month to the County Chair and all other members of the County Board. For each claim paid, the monthly report shall identify the claimant, the nature of the claim and the official or department, if any, against which the claim was made, the fund from which the payment was made, the amount of the payment and the date the check was issued; and

WHEREAS, according to the Kane County Financial Policies 8. Disbursement Policies b): A report shall be run monthly by the Auditor of all claims paid. Said report shall be available to all members of the County Board in the office of the County Board Chair. For each claim paid, the report shall identify the creditor, the department or official which purchased the product or service, the fund from which the payment was made, the amount of the payment and the date the check was issued; and

WHEREAS, the County Auditor has examined the attached Claims Paid Report for claims against Kane County totaling $18,911,786.62; and

WHEREAS, the County Auditor, in accordance with Ordinance No. 97-56, has recommended the payment of all claims on the attached Claims Paid Report; and

WHEREAS, the claims on the attached Claims Paid Report have been paid; and

WHEREAS, the County Board finds all claims on the Claims Paid Report to be due and Payable.

NOW, THEREFORE, BE IT RESOLVED that the Kane County Board that payment of the claims totaling Eighteen Million, Nine- Hundred and Eleven Thousand, Seven Hundred and Eighty-Six Dollars and Sixty-two Cents ($18,911,786.62) on the attached Claims Paid Report is acknowledged and approved.

Passed by the Kane County Board on November 10, 2025.

_____	_____
John A. Cunningham, MBA, JD, JD	Corinne M. Pierog MA, MBA
Clerk, County Board	Chairman, County Board
Kane County, Illinois	Kane County, Illinois

Vote:

RESOLUTION / ORDINANCE EXECUTIVE SUMMARY ADDENDUM

Title

Approving September 2025 Claims Paid

Committee Flow:
Finance and Budget Committee, Executive Committee, County Board

Contact:
Penny Wegman, 630.232.5918

Budget Information:

Was this item budgeted? N/A	Appropriation Amount: $N/A
If not budgeted, explain funding source: N/A	
Was this item passed through the appropriate committee? Yes	

Summary:

According to the Kane County Code Section 2-193 Expenditure of Funds for Settlement of Claims B. Monthly Reports On Claims: The County Auditor shall file a monthly report of all claims paid in the prior month to the chairman and all other members of the County Board. For each claim paid, the monthly report shall identify the claimant, the nature of the claim and the official or department, if any, against which the claim was made, the fund from which the payment was made, the amount of the payment and the date the check was issued.

Similarly according to the Kane County Financial Policies 8. Disbursement Policies b): A report shall be run monthly by the Auditor of all claims paid. Said report shall be available to all members of the County Board in the office of the County Board Chair. For each claim paid, the report shall identify the creditor, the department or official which purchased the product or service, the fund from which the payment was made, the amount of the payment and the date the check was issued.

The accompanying Report of Claims Paid is submitted to comply with those requirements, and to document that the County Board has approved the payment of those claims.

OFFICE OF THE KANE COUNTY AUDITOR

Penny Wegman, Kane County Auditor

September 2025
Monthly Claims Paid Report

Porfirio Lara
Chief Deputy Auditor

Mayte Castellanos
Bob Quillinan
Emma Saveley
Staff Auditors

Dalia Samak
Accounts Payable Specialist

719 S. Batavia Ave, Geneva, IL 60134
(630) 232-5915

CLAIMS PAID REPORT SEPTEMBER 2025 FOR COUNTY BOARD INFORMATION

VENDOR	NATURE OF CLAIM	OFFICE / DEPARTMENT	FUND	DATE PAID	AMOUNT PAID
US Bancorp Asset Management, Inc. dba PFMAM	Investment Income	General Government Revenue	General Fund	9/22/2025	5,014.87
McGuireWoods LLP	Contractual/Consulting Services	County Board	General Fund	9/8/2025	10,000.00
McGuireWoods LLP	Contractual/Consulting Services	County Board	General Fund	9/8/2025	10,000.00
McGuireWoods LLP	Contractual/Consulting Services	County Board	General Fund	9/8/2025	10,000.00
Berry, Dunn, McNeil & Parker, LLC	Contractual/Consulting Services	County Board	General Fund	9/22/2025	3,000.00
Berry, Dunn, McNeil & Parker, LLC	Contractual/Consulting Services	County Board	General Fund	9/22/2025	3,950.00
Impact Networking, LLC	Repairs and Maint- Copiers	County Board	General Fund	9/8/2025	73.70
JP Morgan Chase Bank N.A.	Conferences & Meetings - Chairman	County Board	General Fund	9/22/2025	103.63
Warehouse Direct, Inc.	Office Supplies	County Board	General Fund	9/8/2025	62.98
DS Services of America, Inc. dba Primo Water NA	Operating Supplies	County Board	General Fund	9/22/2025	44.89
Baker Tilly Advisory Group Parent, LP	Certified Audit Contract	Finance	General Fund	9/22/2025	9,675.00
Lauterbach & Amen, LLP	Contractual/Consulting Services	Finance	General Fund	9/22/2025	17,500.00
Toshiba America Business Solutions, Inc	Repairs and Maint- Copiers	Finance	General Fund	9/8/2025	230.30
JP Morgan Chase Bank N.A.	Conferences and Meetings	Finance	General Fund	9/22/2025	475.00
JP Morgan Chase Bank N.A.	General Association Dues	Finance	General Fund	9/22/2025	1,150.00
The Tree House, Inc.	Office Supplies	Finance	General Fund	9/8/2025	199.90
DS Services of America, Inc. dba Primo Water NA	Office Supplies	Finance	General Fund	9/22/2025	13.96
JP Morgan Chase Bank N.A.	Office Supplies	Finance	General Fund	9/22/2025	379.53
Data-Tec Systems, Inc.	Contractual/Consulting Services	Information Technologies	General Fund	9/8/2025	1,822.00
Tyler Technologies, Inc. (New World)	Contractual/Consulting Services	Information Technologies	General Fund	9/8/2025	1,313.35
Tyler Technologies, Inc. (New World)	Contractual/Consulting Services	Information Technologies	General Fund	9/8/2025	2,544.93
Iron Mountain Information Management, LLC	Contractual/Consulting Services	Information Technologies	General Fund	9/22/2025	270.08
Iron Mountain Information Management, LLC	Contractual/Consulting Services	Information Technologies	General Fund	9/22/2025	1,439.14
Special Project Staffing dba The Salem Group	Contractual/Consulting Services	Information Technologies	General Fund	9/22/2025	352.80
Special Project Staffing dba The Salem Group	Contractual/Consulting Services	Information Technologies	General Fund	9/22/2025	226.80
Special Project Staffing dba The Salem Group	Contractual/Consulting Services	Information Technologies	General Fund	9/22/2025	648.90
Special Project Staffing dba The Salem Group	Contractual/Consulting Services	Information Technologies	General Fund	9/22/2025	359.10
Insight Public Sector Inc	Repairs and Maint- Comm Equip	Information Technologies	General Fund	9/8/2025	1,720.95
Insight Public Sector Inc	Repairs and Maint- Comm Equip	Information Technologies	General Fund	9/8/2025	2,463.91
Insight Public Sector Inc	Repairs and Maint- Comm Equip	Information Technologies	General Fund	9/22/2025	3,534.19
JP Morgan Chase Bank N.A.	Repairs and Maint- Comm Equip	Information Technologies	General Fund	9/22/2025	1,341.23
Telcom Innovations Group, LLC	Repairs and Maint- Comm Equip	Information Technologies	General Fund	9/22/2025	120.00
JP Morgan Chase Bank N.A.	Repairs and Maint- Vehicles	Information Technologies	General Fund	9/22/2025	533.56
JP Morgan Chase Bank N.A.	Conferences and Meetings	Information Technologies	General Fund	9/22/2025	497.78
DS Services of America, Inc. dba Primo Water NA	Office Supplies	Information Technologies	General Fund	9/22/2025	15.80
JP Morgan Chase Bank N.A.	Office Supplies	Information Technologies	General Fund	9/22/2025	278.08
JP Morgan Chase Bank N.A.	Computer Related Supplies	Information Technologies	General Fund	9/22/2025	2,519.81
Gordon Flesch Company, Inc.	Printing Supplies	Information Technologies	General Fund	9/8/2025	124.91
Canon USA, Inc.	Printing Supplies	Information Technologies	General Fund	9/22/2025	222.39
Canon USA, Inc.	Printing Supplies	Information Technologies	General Fund	9/22/2025	1,166.61
WEX BANK	Fuel- Vehicles	Information Technologies	General Fund	9/22/2025	220.41
Waste Management of Illinois - West	Disposal and Water Softener Srvs	Building Management	General Fund	9/8/2025	211.97
Waste Management of Illinois - West	Disposal and Water Softener Srvs	Building Management	General Fund	9/8/2025	715.28
Eco Clean Maintenance, Inc.	Janitorial Services	Building Management	General Fund	9/8/2025	13,869.00
Eco Clean Maintenance, Inc.	Janitorial Services	Building Management	General Fund	9/22/2025	12,320.00
Weatherguard Roofing Co	Repairs and Maint- Buildings	Building Management	General Fund	9/8/2025	2,800.00
Allied Door Inc.	Repairs and Maint- Buildings	Building Management	General Fund	9/8/2025	3,288.10
Allied Door Inc.	Repairs and Maint- Buildings	Building Management	General Fund	9/8/2025	275.00
Allied Door Inc.	Repairs and Maint- Buildings	Building Management	General Fund	9/8/2025	417.00
Gehrke Technology Group, Inc.	Repairs and Maint- Buildings	Building Management	General Fund	9/8/2025	437.00

VENDOR	NATURE OF CLAIM	OFFICE / DEPARTMENT	FUND	DATE PAID	AMOUNT PAID
Grainger Inc	Repairs and Maint- Buildings	Building Management	General Fund	9/8/2025	65.70
Grainger Inc	Repairs and Maint- Buildings	Building Management	General Fund	9/8/2025	51.71
Grainger Inc	Repairs and Maint- Buildings	Building Management	General Fund	9/8/2025	96.72
Grainger Inc	Repairs and Maint- Buildings	Building Management	General Fund	9/8/2025	129.37
Grainger Inc	Repairs and Maint- Buildings	Building Management	General Fund	9/8/2025	375.68
Grainger Inc	Repairs and Maint- Buildings	Building Management	General Fund	9/8/2025	79.20
Grainger Inc	Repairs and Maint- Buildings	Building Management	General Fund	9/8/2025	757.89
Grainger Inc	Repairs and Maint- Buildings	Building Management	General Fund	9/8/2025	775.28
Grainger Inc	Repairs and Maint- Buildings	Building Management	General Fund	9/8/2025	31.70
Grainger Inc	Repairs and Maint- Buildings	Building Management	General Fund	9/8/2025	96.24
Grainger Inc	Repairs and Maint- Buildings	Building Management	General Fund	9/8/2025	48.30
Grainger Inc	Repairs and Maint- Buildings	Building Management	General Fund	9/8/2025	45.10
Grainger Inc	Repairs and Maint- Buildings	Building Management	General Fund	9/8/2025	304.54
Grainger Inc	Repairs and Maint- Buildings	Building Management	General Fund	9/8/2025	309.96
Al Warren Oil Company, Inc.	Repairs and Maint- Buildings	Building Management	General Fund	9/8/2025	2,180.39
Al Warren Oil Company, Inc.	Repairs and Maint- Buildings	Building Management	General Fund	9/8/2025	203.48
Alan & Associates, Inc.	Repairs and Maint- Buildings	Building Management	General Fund	9/8/2025	400.00
Alan & Associates, Inc.	Repairs and Maint- Buildings	Building Management	General Fund	9/8/2025	550.00
Alarm Detection Systems, Inc.	Repairs and Maint- Buildings	Building Management	General Fund	9/8/2025	120.00
Alarm Detection Systems, Inc.	Repairs and Maint- Buildings	Building Management	General Fund	9/8/2025	1,356.45
Hartwig Mechanical, LLC	Repairs and Maint- Buildings	Building Management	General Fund	9/8/2025	300.00
Hartwig Mechanical, LLC	Repairs and Maint- Buildings	Building Management	General Fund	9/8/2025	772.50
Johnson Controls Security Solutions (Tyco)	Repairs and Maint- Buildings	Building Management	General Fund	9/8/2025	489.86
Johnson Controls Security Solutions (Tyco)	Repairs and Maint- Buildings	Building Management	General Fund	9/8/2025	1,115.50
Menards, Inc.	Repairs and Maint- Buildings	Building Management	General Fund	9/8/2025	130.46
Midwest Power Industry, Inc.	Repairs and Maint- Buildings	Building Management	General Fund	9/8/2025	514.50
Midwest Power Industry, Inc.	Repairs and Maint- Buildings	Building Management	General Fund	9/8/2025	990.00
Sherwin Williams	Repairs and Maint- Buildings	Building Management	General Fund	9/8/2025	145.30
Sherwin Williams	Repairs and Maint- Buildings	Building Management	General Fund	9/8/2025	59.98
Sherwin Williams	Repairs and Maint- Buildings	Building Management	General Fund	9/8/2025	92.82
Sherwin Williams	Repairs and Maint- Buildings	Building Management	General Fund	9/8/2025	272.20
Sherwin Williams	Repairs and Maint- Buildings	Building Management	General Fund	9/8/2025	55.44
Sherwin Williams	Repairs and Maint- Buildings	Building Management	General Fund	9/8/2025	61.88
Sherwin Williams	Repairs and Maint- Buildings	Building Management	General Fund	9/8/2025	272.20
Neuco, Inc.	Repairs and Maint- Buildings	Building Management	General Fund	9/8/2025	808.28
Phigenics, LLC	Repairs and Maint- Buildings	Building Management	General Fund	9/8/2025	4,095.00
Urban Elevator Service, LLC	Repairs and Maint- Buildings	Building Management	General Fund	9/8/2025	440.30
Urban Elevator Service, LLC	Repairs and Maint- Buildings	Building Management	General Fund	9/22/2025	3,316.13
Phigenics, LLC	Repairs and Maint- Buildings	Building Management	General Fund	9/22/2025	2,400.00
Paddock Publications (Daily Herald)	Repairs and Maint- Buildings	Building Management	General Fund	9/22/2025	39.10
JP Morgan Chase Bank N.A.	Repairs and Maint- Buildings	Building Management	General Fund	9/22/2025	17.98
1 Source Mechanical, Inc.	Repairs and Maint- Buildings	Building Management	General Fund	9/22/2025	810.00
Sherwin Williams	Repairs and Maint- Buildings	Building Management	General Fund	9/22/2025	123.76
Sherwin Williams	Repairs and Maint- Buildings	Building Management	General Fund	9/22/2025	14.69
Sherwin Williams	Repairs and Maint- Buildings	Building Management	General Fund	9/22/2025	272.20
Sherwin Williams	Repairs and Maint- Buildings	Building Management	General Fund	9/22/2025	-1.99
Sherwin Williams	Repairs and Maint- Buildings	Building Management	General Fund	9/22/2025	52.46
Sherwin Williams	Repairs and Maint- Buildings	Building Management	General Fund	9/22/2025	157.38
Sherwin Williams	Repairs and Maint- Buildings	Building Management	General Fund	9/22/2025	8.03
Midwest Power Industry, Inc.	Repairs and Maint- Buildings	Building Management	General Fund	9/22/2025	412.50
Johnson Controls Security Solutions (Tyco)	Repairs and Maint- Buildings	Building Management	General Fund	9/22/2025	1,394.10

VENDOR	NATURE OF CLAIM	OFFICE / DEPARTMENT	FUND	DATE PAID	AMOUNT PAID
JP Morgan Chase Bank N.A.	Repairs and Maint- Buildings	Building Management	General Fund	9/22/2025	970.86
JP Morgan Chase Bank N.A.	Repairs and Maint- Buildings	Building Management	General Fund	9/22/2025	1,793.92
JP Morgan Chase Bank N.A.	Repairs and Maint- Buildings	Building Management	General Fund	9/22/2025	4,309.96
Havlicek Geneva Ace Hardware, LLC	Repairs and Maint- Buildings	Building Management	General Fund	9/22/2025	14.39
Havlicek Geneva Ace Hardware, LLC	Repairs and Maint- Buildings	Building Management	General Fund	9/22/2025	107.84
Havlicek Geneva Ace Hardware, LLC	Repairs and Maint- Buildings	Building Management	General Fund	9/22/2025	-26.96
Alarm Detection Systems, Inc.	Repairs and Maint- Buildings	Building Management	General Fund	9/22/2025	3,066.45
Grainger Inc	Repairs and Maint- Buildings	Building Management	General Fund	9/22/2025	751.36
Grainger Inc	Repairs and Maint- Buildings	Building Management	General Fund	9/22/2025	364.00
Grainger Inc	Repairs and Maint- Buildings	Building Management	General Fund	9/22/2025	133.40
Grainger Inc	Repairs and Maint- Buildings	Building Management	General Fund	9/22/2025	1,522.73
Grainger Inc	Repairs and Maint- Buildings	Building Management	General Fund	9/22/2025	226.58
Grainger Inc	Repairs and Maint- Buildings	Building Management	General Fund	9/22/2025	381.49
Banner Plumbing Supply Co, LLC	Repairs and Maint- Buildings	Building Management	General Fund	9/22/2025	1,520.88
Convergint Technologies LLC	Repairs and Maint- Buildings	Building Management	General Fund	9/22/2025	1,745.00
G.W. Berkheimer Co, Inc.	Repairs and Maint- Buildings	Building Management	General Fund	9/22/2025	70.57
G.W. Berkheimer Co, Inc.	Repairs and Maint- Buildings	Building Management	General Fund	9/22/2025	598.82
G.W. Berkheimer Co, Inc.	Repairs and Maint- Buildings	Building Management	General Fund	9/22/2025	182.91
G.W. Berkheimer Co, Inc.	Repairs and Maint- Buildings	Building Management	General Fund	9/22/2025	-70.57
Weatherguard Roofing Co	Repairs and Maint- Buildings	Building Management	General Fund	9/22/2025	711.61
Weatherguard Roofing Co	Repairs and Maint- Buildings	Building Management	General Fund	9/22/2025	820.96
Ratliff Landscaping Inc	Repairs and Maint- Grounds	Building Management	General Fund	9/8/2025	11,467.12
JP Morgan Chase Bank N.A.	Repairs and Maint- Grounds	Building Management	General Fund	9/22/2025	62.42
Syn-Tech Systems, Inc.	Repairs and Maint- Vehicles	Building Management	General Fund	9/8/2025	109.00
JP Morgan Chase Bank N.A.	Repairs and Maint- Vehicles	Building Management	General Fund	9/22/2025	1,023.89
Black Gold Septic Contractors, Inc	Grease Trap- Septic Services	Building Management	General Fund	9/8/2025	535.00
Black Gold Septic Contractors, Inc	Grease Trap- Septic Services	Building Management	General Fund	9/8/2025	285.00
Batavia Instant Print Inc	General Printing	Building Management	General Fund	9/8/2025	265.50
Batavia Instant Print Inc	General Printing	Building Management	General Fund	9/8/2025	306.00
Batavia Instant Print Inc	General Printing	Building Management	General Fund	9/8/2025	659.47
Batavia Instant Print Inc	General Printing	Building Management	General Fund	9/8/2025	159.50
Batavia Instant Print Inc	General Printing	Building Management	General Fund	9/8/2025	195.50
Batavia Instant Print Inc	General Printing	Building Management	General Fund	9/8/2025	60.50
Batavia Instant Print Inc	General Printing	Building Management	General Fund	9/8/2025	349.00
Batavia Instant Print Inc	General Printing	Building Management	General Fund	9/8/2025	658.46
Batavia Instant Print Inc	General Printing	Building Management	General Fund	9/8/2025	148.55
Batavia Instant Print Inc	General Printing	Building Management	General Fund	9/22/2025	1,375.70
Batavia Instant Print Inc	General Printing	Building Management	General Fund	9/22/2025	60.50
Batavia Instant Print Inc	General Printing	Building Management	General Fund	9/22/2025	111.30
Batavia Instant Print Inc	General Printing	Building Management	General Fund	9/22/2025	346.30
Canon USA, Inc.	Employee Training	Building Management	General Fund	9/22/2025	3,479.59
DS Services of America, Inc. dba Primo Water NA	Operating Supplies	Building Management	General Fund	9/22/2025	86.86
JP Morgan Chase Bank N.A.	Operating Supplies	Building Management	General Fund	9/22/2025	103.63
City of Geneva	Utilities- Sewer	Building Management	General Fund	9/8/2025	127.77
City of Geneva	Utilities- Sewer	Building Management	General Fund	9/8/2025	172.01
City of Geneva	Utilities- Sewer	Building Management	General Fund	9/8/2025	126.55
City of Geneva	Utilities- Sewer	Building Management	General Fund	9/8/2025	16.88
City of St. Charles	Utilities- Sewer	Building Management	General Fund	9/8/2025	184.69
City of St. Charles	Utilities- Sewer	Building Management	General Fund	9/8/2025	793.84
City of St. Charles	Utilities- Sewer	Building Management	General Fund	9/8/2025	894.22
City of St. Charles	Utilities- Sewer	Building Management	General Fund	9/8/2025	25.37

VENDOR	NATURE OF CLAIM	OFFICE / DEPARTMENT	FUND	DATE PAID	AMOUNT PAID
City of St. Charles	Utilities- Sewer	Building Management	General Fund	9/8/2025	12,706.35
City of St. Charles	Utilities- Sewer	Building Management	General Fund	9/8/2025	199.86
City of Geneva	Utilities- Sewer	Building Management	General Fund	9/22/2025	11.48
City of Geneva	Utilities- Sewer	Building Management	General Fund	9/22/2025	136.02
City of Geneva	Utilities- Sewer	Building Management	General Fund	9/22/2025	11.48
City of Geneva	Utilities- Sewer	Building Management	General Fund	9/22/2025	255.17
City of Elgin	Utilities- Sewer	Building Management	General Fund	9/22/2025	52.42
City of St. Charles	Utilities- Water	Building Management	General Fund	9/8/2025	166.59
City of St. Charles	Utilities- Water	Building Management	General Fund	9/8/2025	611.76
City of St. Charles	Utilities- Water	Building Management	General Fund	9/8/2025	686.76
City of St. Charles	Utilities- Water	Building Management	General Fund	9/8/2025	9,533.26
City of St. Charles	Utilities- Water	Building Management	General Fund	9/8/2025	188.44
City of Geneva	Utilities- Water	Building Management	General Fund	9/8/2025	227.50
City of Geneva	Utilities- Water	Building Management	General Fund	9/8/2025	280.11
City of Geneva	Utilities- Water	Building Management	General Fund	9/8/2025	226.24
City of Geneva	Utilities- Water	Building Management	General Fund	9/8/2025	31.58
City of Geneva	Utilities- Water	Building Management	General Fund	9/22/2025	17.64
City of Geneva	Utilities- Water	Building Management	General Fund	9/22/2025	233.66
City of Geneva	Utilities- Water	Building Management	General Fund	9/22/2025	17.64
City of Geneva	Utilities- Water	Building Management	General Fund	9/22/2025	420.52
City of Elgin	Utilities- Water	Building Management	General Fund	9/22/2025	305.59
Warehouse Direct, Inc.	Printing Supplies	Building Management	General Fund	9/8/2025	66.83
Batavia Instant Print Inc	Printing Supplies	Building Management	General Fund	9/22/2025	153.76
JP Morgan Chase Bank N.A.	Printing Supplies	Building Management	General Fund	9/22/2025	105.22
Veritiv Operating Company	Printing Supplies	Building Management	General Fund	9/22/2025	3,236.00
Veritiv Operating Company	Printing Supplies	Building Management	General Fund	9/22/2025	3,320.00
Grainger Inc	Cleaning Supplies	Building Management	General Fund	9/8/2025	1,362.10
Warehouse Direct, Inc.	Cleaning Supplies	Building Management	General Fund	9/8/2025	788.80
Warehouse Direct, Inc.	Cleaning Supplies	Building Management	General Fund	9/8/2025	6,090.05
Warehouse Direct, Inc.	Cleaning Supplies	Building Management	General Fund	9/8/2025	374.92
Warehouse Direct, Inc.	Cleaning Supplies	Building Management	General Fund	9/8/2025	27.04
Warehouse Direct, Inc.	Cleaning Supplies	Building Management	General Fund	9/22/2025	80.34
JP Morgan Chase Bank N.A.	Cleaning Supplies	Building Management	General Fund	9/22/2025	952.95
JP Morgan Chase Bank N.A.	Uniform Supplies	Building Management	General Fund	9/22/2025	226.95
JP Morgan Chase Bank N.A.	Utilities- Natural Gas	Building Management	General Fund	9/22/2025	907.59
Nicor Gas	Utilities- Natural Gas	Building Management	General Fund	9/22/2025	60.03
Nicor Gas	Utilities- Natural Gas	Building Management	General Fund	9/22/2025	70.73
Nicor Gas	Utilities- Natural Gas	Building Management	General Fund	9/22/2025	60.09
Nicor Gas	Utilities- Natural Gas	Building Management	General Fund	9/22/2025	58.33
Nicor Gas	Utilities- Natural Gas	Building Management	General Fund	9/22/2025	59.37
Nicor Gas	Utilities- Natural Gas	Building Management	General Fund	9/22/2025	79.58
City of St. Charles	Utilities- Electric	Building Management	General Fund	9/8/2025	59.95
City of St. Charles	Utilities- Electric	Building Management	General Fund	9/8/2025	12,408.15
ComEd	Utilities- Electric	Building Management	General Fund	9/8/2025	65.72
ComEd	Utilities- Electric	Building Management	General Fund	9/8/2025	87.45
ComEd	Utilities- Electric	Building Management	General Fund	9/8/2025	48.70
ComEd	Utilities- Electric	Building Management	General Fund	9/8/2025	62.60
ComEd	Utilities- Electric	Building Management	General Fund	9/8/2025	82.33
ComEd	Utilities- Electric	Building Management	General Fund	9/8/2025	601.12
ComEd	Utilities- Electric	Building Management	General Fund	9/8/2025	67.73
ComEd	Utilities- Electric	Building Management	General Fund	9/8/2025	53.12

VENDOR	NATURE OF CLAIM	OFFICE / DEPARTMENT	FUND	DATE PAID	AMOUNT PAID
ComEd	Utilities- Electric	Building Management	General Fund	9/8/2025	33.51
ComEd	Utilities- Electric	Building Management	General Fund	9/8/2025	97.48
ComEd	Utilities- Electric	Building Management	General Fund	9/8/2025	211.30
ComEd	Utilities- Electric	Building Management	General Fund	9/8/2025	119.22
ComEd	Utilities- Electric	Building Management	General Fund	9/8/2025	42.30
ComEd	Utilities- Electric	Building Management	General Fund	9/8/2025	211.71
ComEd	Utilities- Electric	Building Management	General Fund	9/8/2025	67.06
ComEd	Utilities- Electric	Building Management	General Fund	9/8/2025	1,720.27
GSD, LLC dba GRNE Solarfield 05, LLC	Utilities- Electric	Building Management	General Fund	9/8/2025	16,484.67
Vistra Intermediate Company, LLC dba Dynegy Energy	Utilities- Electric	Building Management	General Fund	9/8/2025	69,136.64
Vistra Intermediate Company, LLC dba Dynegy Energy	Utilities- Electric	Building Management	General Fund	9/8/2025	42,977.24
City of Geneva	Utilities- Electric	Building Management	General Fund	9/8/2025	10,973.78
City of Geneva	Utilities- Electric	Building Management	General Fund	9/8/2025	34.43
City of Geneva	Utilities- Electric	Building Management	General Fund	9/22/2025	114.33
City of Geneva	Utilities- Electric	Building Management	General Fund	9/22/2025	866.33
City of Geneva	Utilities- Electric	Building Management	General Fund	9/22/2025	184.03
City of Geneva	Utilities- Electric	Building Management	General Fund	9/22/2025	6,060.46
ComEd	Utilities- Electric	Building Management	General Fund	9/22/2025	110.62
ComEd	Utilities- Electric	Building Management	General Fund	9/22/2025	88.86
ComEd	Utilities- Electric	Building Management	General Fund	9/22/2025	502.47
ComEd	Utilities- Electric	Building Management	General Fund	9/22/2025	198.85
ComEd	Utilities- Electric	Building Management	General Fund	9/22/2025	14,316.09
Batavia Enterprises Real Estate, LLC	Building Lease	Building Management	General Fund	9/22/2025	14,802.42
Toshiba America Business Solutions, Inc	Repairs and Maint- Copiers	Human Resource Management	General Fund	9/8/2025	207.67
Christine Davis	Employee Mileage Expense	Human Resource Management	General Fund	9/8/2025	42.73
Illinois State Police	Miscellaneous Contractual Exp	Human Resource Management	General Fund	9/8/2025	50.00
JP Morgan Chase Bank N.A.	Miscellaneous Contractual Exp	Human Resource Management	General Fund	9/22/2025	19.95
Kane County Regional Office of Education	Miscellaneous Contractual Exp	Human Resource Management	General Fund	9/22/2025	480.00
DS Services of America, Inc. dba Primo Water NA	Office Supplies	Human Resource Management	General Fund	9/22/2025	5.98
Warehouse Direct, Inc.	Office Supplies	Human Resource Management	General Fund	9/22/2025	199.87
Warehouse Direct, Inc.	Office Supplies	Human Resource Management	General Fund	9/22/2025	17.45
DS Services of America, Inc. dba Primo Water NA	Office Supplies	County Auditor	General Fund	9/22/2025	2.99
JP Morgan Chase Bank N.A.	Office Supplies	County Auditor	General Fund	9/22/2025	17.17
US Bancorp Asset Management, Inc. dba PFMAM	Bank Service Charges	Treasurer/Collector	General Fund	9/22/2025	0.00
Amazon Capital Services Inc	Legal Printing	Treasurer/Collector	General Fund	9/8/2025	899.08
Amazon Capital Services Inc	Legal Printing	Treasurer/Collector	General Fund	9/8/2025	295.98
Amazon Capital Services Inc	Legal Printing	Treasurer/Collector	General Fund	9/8/2025	1,344.88
Amazon Capital Services Inc	Legal Printing	Treasurer/Collector	General Fund	9/8/2025	162.04
Paddock Publications (Daily Herald)	Legal Printing	Treasurer/Collector	General Fund	9/22/2025	327.53
Shaw Suburban Media dba Shaw Media	Legal Printing	Treasurer/Collector	General Fund	9/22/2025	3,746.00
Amazon Capital Services Inc	Office Supplies	Treasurer/Collector	General Fund	9/8/2025	121.48
Amazon Capital Services Inc	Computer Related Supplies	Treasurer/Collector	General Fund	9/8/2025	39.16
Amazon Capital Services Inc	Computer Related Supplies	Treasurer/Collector	General Fund	9/8/2025	19.98
Amazon Capital Services Inc	Computer Related Supplies	Treasurer/Collector	General Fund	9/8/2025	11.99
Amazon Capital Services Inc	Computer Related Supplies	Treasurer/Collector	General Fund	9/8/2025	17.99
Paddock Publications (Daily Herald)	Legal Printing	Supervisor of Assessments	General Fund	9/22/2025	996.00
Shaw Suburban Media dba Shaw Media	Legal Printing	Supervisor of Assessments	General Fund	9/22/2025	2,791.60
Tribune Pub. Co., LLC dba Chicago Tribune Co., LLC	Legal Printing	Supervisor of Assessments	General Fund	9/22/2025	234.85
MICHELLE R ABELL	Employee Mileage Expense	Supervisor of Assessments	General Fund	9/22/2025	46.69
Tiffany Chavez	Employee Mileage Expense	Supervisor of Assessments	General Fund	9/22/2025	19.53
Robin M. Huber	Employee Mileage Expense	Supervisor of Assessments	General Fund	9/22/2025	18.20

VENDOR	NATURE OF CLAIM	OFFICE / DEPARTMENT	FUND	DATE PAID	AMOUNT PAID
County Assessment Officers Association (CAOA)	General Association Dues	Supervisor of Assessments	General Fund	9/8/2025	450.00
DS Services of America, Inc. dba Primo Water NA	Office Supplies	Supervisor of Assessments	General Fund	9/22/2025	32.93
Warehouse Direct, Inc.	Office Supplies	Supervisor of Assessments	General Fund	9/22/2025	235.86
Warehouse Direct, Inc.	Office Supplies	Supervisor of Assessments	General Fund	9/22/2025	526.21
Warehouse Direct, Inc.	Office Supplies	Supervisor of Assessments	General Fund	9/22/2025	226.71
Amazon Capital Services Inc	Computer Related Supplies	Supervisor of Assessments	General Fund	9/8/2025	27.54
Mark D. Armstrong	Books and Subscriptions	Supervisor of Assessments	General Fund	9/22/2025	299.00
Marshall & Swift/Boeckh, LLC	Books and Subscriptions	Supervisor of Assessments	General Fund	9/22/2025	688.20
Marshall & Swift/Boeckh, LLC	Books and Subscriptions	Supervisor of Assessments	General Fund	9/22/2025	393.95
Lucio Estrada	Employee Mileage Expense	County Clerk	General Fund	9/22/2025	9.45
Zahida K. Fakroddin	Employee Mileage Expense	County Clerk	General Fund	9/22/2025	93.10
Warehouse Direct, Inc.	Office Supplies	County Clerk	General Fund	9/8/2025	321.80
Warehouse Direct, Inc.	Office Supplies	County Clerk	General Fund	9/8/2025	309.68
Warehouse Direct, Inc.	Office Supplies	County Clerk	General Fund	9/8/2025	109.72
Warehouse Direct, Inc.	Office Supplies	County Clerk	General Fund	9/8/2025	154.84
Warehouse Direct, Inc.	Office Supplies	County Clerk	General Fund	9/22/2025	140.22
JP Morgan Chase Bank N.A.	Office Supplies	County Clerk	General Fund	9/22/2025	223.12
DS Services of America, Inc. dba Primo Water NA	Operating Supplies	County Clerk	General Fund	9/22/2025	110.06
Team Concept Printing & Thermography, Inc.	Election Services	County Clerk	General Fund	9/8/2025	5,933.63
Team Concept Printing & Thermography, Inc.	Election Services	County Clerk	General Fund	9/8/2025	3,570.26
DFM Associates	Software Licensing Cost	County Clerk	General Fund	9/22/2025	12,341.00
VR Systems, Inc.	Software Licensing Cost	County Clerk	General Fund	9/22/2025	79,587.00
Alarm Detection Systems, Inc.	Security Services	County Clerk	General Fund	9/22/2025	656.94
Toshiba America Business Solutions, Inc	Repairs and Maint- Copiers	County Clerk	General Fund	9/22/2025	1,386.91
Toshiba America Business Solutions, Inc	Repairs and Maint- Copiers	County Clerk	General Fund	9/22/2025	21.48
Batavia Instant Print Inc	General Printing	County Clerk	General Fund	9/8/2025	3,967.85
Team Concept Printing & Thermography, Inc.	Legal Printing	County Clerk	General Fund	9/22/2025	21,865.42
Team Concept Printing & Thermography, Inc.	Legal Printing	County Clerk	General Fund	9/22/2025	19,532.16
Team Concept Printing & Thermography, Inc.	Legal Printing	County Clerk	General Fund	9/22/2025	22,106.70
Team Concept Printing & Thermography, Inc.	Legal Printing	County Clerk	General Fund	9/22/2025	15,201.74
Kenneth J. Barnes	Employee Mileage Expense	County Clerk	General Fund	9/8/2025	120.04
BASE IV, LLC	Miscellaneous Contractual Exp	County Clerk	General Fund	9/8/2025	3,900.00
John F. Harahan	Miscellaneous Contractual Exp	County Clerk	General Fund	9/8/2025	4,980.00
BASE IV, LLC	Miscellaneous Contractual Exp	County Clerk	General Fund	9/22/2025	3,025.00
Warehouse Direct, Inc.	Office Supplies	County Clerk	General Fund	9/22/2025	238.02
City of Aurora	Operating Supplies	County Clerk	General Fund	9/8/2025	420.00
Verizon Wireless	Operating Supplies	County Clerk	General Fund	9/8/2025	441.54
WEX BANK	Operating Supplies	County Clerk	General Fund	9/22/2025	133.64
JP Morgan Chase Bank N.A.	Operating Supplies	County Clerk	General Fund	9/22/2025	681.97
Team Concept Printing & Thermography, Inc.	Postage	County Clerk	General Fund	9/8/2025	15,092.00
Team Concept Printing & Thermography, Inc.	Postage	County Clerk	General Fund	9/8/2025	30,870.00
Team Concept Printing & Thermography, Inc.	Postage	County Clerk	General Fund	9/22/2025	164,450.00
American Legal Publishing Corp.	Books and Subscriptions	County Clerk	General Fund	9/8/2025	383.00
I90 Enterprises 2, LLC	Voting Systems and Accessories	County Clerk	General Fund	9/8/2025	6,850.00
David C. King	Employee Mileage Expense	Recorder	General Fund	9/22/2025	38.29
DS Services of America, Inc. dba Primo Water NA	Office Supplies	Recorder	General Fund	9/22/2025	49.89
Kane County Juror Payable Clearing	Jurors- Circuit Court	Judiciary and Courts	General Fund	9/5/2025	903.34
Kane County Juror Payable Clearing	Jurors- Circuit Court	Judiciary and Courts	General Fund	9/16/2025	1,763.40
Kane County Juror Payable Clearing	Jurors- Circuit Court	Judiciary and Courts	General Fund	9/16/2025	3,644.46
Kane County Juror Payable Clearing	Jurors- Circuit Court	Judiciary and Courts	General Fund	9/19/2025	568.78
Kane County Juror Payable Clearing	Jurors- Circuit Court	Judiciary and Courts	General Fund	9/19/2025	9,833.04

VENDOR	NATURE OF CLAIM	OFFICE / DEPARTMENT	FUND	DATE PAID	AMOUNT PAID
Kane County Juror Payable Clearing	Jurors- Circuit Court	Judiciary and Courts	General Fund	9/19/2025	20.53
Kane County Juror Payable Clearing	Jurors- Circuit Court	Judiciary and Courts	General Fund	9/24/2025	1,889.71
Kane County Juror Payable Clearing	Jurors- Circuit Court	Judiciary and Courts	General Fund	9/24/2025	2,185.80
Just In Time Coffee LLC	Jurors' Expense	Judiciary and Courts	General Fund	9/8/2025	2,316.00
Just In Time Coffee LLC	Jurors' Expense	Judiciary and Courts	General Fund	9/22/2025	1,060.00
RCB Mailings, LLC dba RCB Enterprises	Jurors' Expense	Judiciary and Courts	General Fund	9/22/2025	2,800.00
4W Eats dba Papa Saverio's	Jurors' Expense	Judiciary and Courts	General Fund	9/22/2025	184.76
Stacy S. Warpool	Per Diem Expense	Judiciary and Courts	General Fund	9/8/2025	225.00
Tabitha Joann Watson	Per Diem Expense	Judiciary and Courts	General Fund	9/8/2025	84.00
Nicole M. Breytspraak	Per Diem Expense	Judiciary and Courts	General Fund	9/8/2025	242.25
Mary Jo D'Avola	Per Diem Expense	Judiciary and Courts	General Fund	9/8/2025	450.00
Barbara A. Johnston	Per Diem Expense	Judiciary and Courts	General Fund	9/8/2025	300.00
Kobald Reporting, Inc.	Per Diem Expense	Judiciary and Courts	General Fund	9/8/2025	76.00
Kobald Reporting, Inc.	Per Diem Expense	Judiciary and Courts	General Fund	9/8/2025	67.50
Debra K. Schweer	Per Diem Expense	Judiciary and Courts	General Fund	9/22/2025	94.50
Barbara A. Johnston	Per Diem Expense	Judiciary and Courts	General Fund	9/22/2025	1,098.00
Jennifer L. Joyce	Per Diem Expense	Judiciary and Courts	General Fund	9/22/2025	300.00
Jeanine Fassnacht	Per Diem Expense	Judiciary and Courts	General Fund	9/22/2025	100.00
Jennifer A. Campbell	Per Diem Expense	Judiciary and Courts	General Fund	9/22/2025	300.00
Jennifer A. Campbell	Per Diem Expense	Judiciary and Courts	General Fund	9/22/2025	225.00
Jennifer A. Campbell	Per Diem Expense	Judiciary and Courts	General Fund	9/22/2025	352.00
Jennifer A. Campbell	Per Diem Expense	Judiciary and Courts	General Fund	9/22/2025	625.00
Taylor N. Conley	Per Diem Expense	Judiciary and Courts	General Fund	9/22/2025	300.00
Theresa (Terri) Wells	Per Diem Expense	Judiciary and Courts	General Fund	9/22/2025	504.00
Margaret (Peggy) R. Beddard	Per Diem Expense	Judiciary and Courts	General Fund	9/22/2025	300.00
Margaret (Peggy) R. Beddard	Per Diem Expense	Judiciary and Courts	General Fund	9/22/2025	130.50
Margaret (Peggy) R. Beddard	Per Diem Expense	Judiciary and Courts	General Fund	9/22/2025	100.00
Dana D. Bollman	Per Diem Expense	Judiciary and Courts	General Fund	9/22/2025	268.00
Dana D. Bollman	Per Diem Expense	Judiciary and Courts	General Fund	9/22/2025	225.00
Daniel Velasco	Contractual/Consulting Services	Judiciary and Courts	General Fund	9/8/2025	1,145.96
Claudia Perez	Contractual/Consulting Services	Judiciary and Courts	General Fund	9/8/2025	1,003.00
Claudia Perez	Contractual/Consulting Services	Judiciary and Courts	General Fund	9/8/2025	1,208.00
Patricia Rasmussen	Contractual/Consulting Services	Judiciary and Courts	General Fund	9/8/2025	1,962.80
Patricia Rasmussen	Contractual/Consulting Services	Judiciary and Courts	General Fund	9/8/2025	847.00
Patricia Rasmussen	Contractual/Consulting Services	Judiciary and Courts	General Fund	9/8/2025	496.00
Tatiana Okunskaya	Contractual/Consulting Services	Judiciary and Courts	General Fund	9/8/2025	160.00
Fadia Tamer	Contractual/Consulting Services	Judiciary and Courts	General Fund	9/8/2025	3,635.00
Wellspring Interpreting Services LLC	Contractual/Consulting Services	Judiciary and Courts	General Fund	9/8/2025	1,587.20
Wellspring Interpreting Services LLC	Contractual/Consulting Services	Judiciary and Courts	General Fund	9/8/2025	2,081.20
Anthony Bahena	Contractual/Consulting Services	Judiciary and Courts	General Fund	9/8/2025	2,644.40
Anthony Bahena	Contractual/Consulting Services	Judiciary and Courts	General Fund	9/8/2025	3,130.00
Bakhtavar Press	Contractual/Consulting Services	Judiciary and Courts	General Fund	9/8/2025	160.00
Bakhtavar Press	Contractual/Consulting Services	Judiciary and Courts	General Fund	9/8/2025	275.00
Rafael H. Berrios	Contractual/Consulting Services	Judiciary and Courts	General Fund	9/8/2025	672.00
Commline, Inc.	Contractual/Consulting Services	Judiciary and Courts	General Fund	9/8/2025	2,221.96
Commline, Inc.	Contractual/Consulting Services	Judiciary and Courts	General Fund	9/8/2025	2,568.30
Commline, Inc.	Contractual/Consulting Services	Judiciary and Courts	General Fund	9/8/2025	2,180.74
Commline, Inc.	Contractual/Consulting Services	Judiciary and Courts	General Fund	9/8/2025	919.00
Commline, Inc.	Contractual/Consulting Services	Judiciary and Courts	General Fund	9/8/2025	2,202.96
Maricela Cortez	Contractual/Consulting Services	Judiciary and Courts	General Fund	9/8/2025	562.80
Veronica Guemez	Contractual/Consulting Services	Judiciary and Courts	General Fund	9/8/2025	828.00

VENDOR	NATURE OF CLAIM	OFFICE / DEPARTMENT	FUND	DATE PAID	AMOUNT PAID
Veronica Guemez	Contractual/Consulting Services	Judiciary and Courts	General Fund	9/8/2025	828.00
Maricela Ibarra	Contractual/Consulting Services	Judiciary and Courts	General Fund	9/8/2025	1,046.20
Maricela Ibarra	Contractual/Consulting Services	Judiciary and Courts	General Fund	9/8/2025	836.40
Interprenet, LTD	Contractual/Consulting Services	Judiciary and Courts	General Fund	9/8/2025	324.50
Interprenet, LTD	Contractual/Consulting Services	Judiciary and Courts	General Fund	9/8/2025	324.50
Carina Julian	Contractual/Consulting Services	Judiciary and Courts	General Fund	9/8/2025	1,154.80
John L. O'Toole	Contractual/Consulting Services	Judiciary and Courts	General Fund	9/8/2025	1,140.00
John L. O'Toole	Contractual/Consulting Services	Judiciary and Courts	General Fund	9/8/2025	912.00
John L. O'Toole	Contractual/Consulting Services	Judiciary and Courts	General Fund	9/22/2025	912.00
John L. O'Toole	Contractual/Consulting Services	Judiciary and Courts	General Fund	9/22/2025	380.00
John L. O'Toole	Contractual/Consulting Services	Judiciary and Courts	General Fund	9/22/2025	456.00
Carina Julian	Contractual/Consulting Services	Judiciary and Courts	General Fund	9/22/2025	596.40
Carina Julian	Contractual/Consulting Services	Judiciary and Courts	General Fund	9/22/2025	596.40
Maricela Ibarra	Contractual/Consulting Services	Judiciary and Courts	General Fund	9/22/2025	628.00
Maricela Ibarra	Contractual/Consulting Services	Judiciary and Courts	General Fund	9/22/2025	1,046.90
Veronica Guemez	Contractual/Consulting Services	Judiciary and Courts	General Fund	9/22/2025	603.50
Elizabeth Cull	Contractual/Consulting Services	Judiciary and Courts	General Fund	9/22/2025	194.32
Commline, Inc.	Contractual/Consulting Services	Judiciary and Courts	General Fund	9/22/2025	2,655.74
Commline, Inc.	Contractual/Consulting Services	Judiciary and Courts	General Fund	9/22/2025	902.30
Commline, Inc.	Contractual/Consulting Services	Judiciary and Courts	General Fund	9/22/2025	352.00
Commline, Inc.	Contractual/Consulting Services	Judiciary and Courts	General Fund	9/22/2025	465.50
Commline, Inc.	Contractual/Consulting Services	Judiciary and Courts	General Fund	9/22/2025	945.00
Commline, Inc.	Contractual/Consulting Services	Judiciary and Courts	General Fund	9/22/2025	2,146.76
Commline, Inc.	Contractual/Consulting Services	Judiciary and Courts	General Fund	9/22/2025	2,199.74
Gil Antonio Borjas	Contractual/Consulting Services	Judiciary and Courts	General Fund	9/22/2025	152.00
Olga Bronovytska	Contractual/Consulting Services	Judiciary and Courts	General Fund	9/22/2025	160.00
Olga Bronovytska	Contractual/Consulting Services	Judiciary and Courts	General Fund	9/22/2025	320.00
Ana M. Bubalo	Contractual/Consulting Services	Judiciary and Courts	General Fund	9/22/2025	602.00
Jorge Luis Carbajosa	Contractual/Consulting Services	Judiciary and Courts	General Fund	9/22/2025	1,463.96
Jorge Luis Carbajosa	Contractual/Consulting Services	Judiciary and Courts	General Fund	9/22/2025	1,411.98
Jorge Luis Carbajosa	Contractual/Consulting Services	Judiciary and Courts	General Fund	9/22/2025	1,188.04
Jorge Luis Carbajosa	Contractual/Consulting Services	Judiciary and Courts	General Fund	9/22/2025	1,782.06
Jorge Luis Carbajosa	Contractual/Consulting Services	Judiciary and Courts	General Fund	9/22/2025	1,188.04
Anthony Bahena	Contractual/Consulting Services	Judiciary and Courts	General Fund	9/22/2025	152.00
Wellspring Interpreting Services LLC	Contractual/Consulting Services	Judiciary and Courts	General Fund	9/22/2025	2,255.60
Wellspring Interpreting Services LLC	Contractual/Consulting Services	Judiciary and Courts	General Fund	9/22/2025	1,010.40
Fadia Tamer	Contractual/Consulting Services	Judiciary and Courts	General Fund	9/22/2025	1,651.60
Fadia Tamer	Contractual/Consulting Services	Judiciary and Courts	General Fund	9/22/2025	1,689.60
Tatiana Okunskaya	Contractual/Consulting Services	Judiciary and Courts	General Fund	9/22/2025	320.00
Patricia Rasmussen	Contractual/Consulting Services	Judiciary and Courts	General Fund	9/22/2025	847.00
Claudia Perez	Contractual/Consulting Services	Judiciary and Courts	General Fund	9/22/2025	623.00
Claudia Perez	Contractual/Consulting Services	Judiciary and Courts	General Fund	9/22/2025	813.00
Claudia Perez	Contractual/Consulting Services	Judiciary and Courts	General Fund	9/22/2025	228.00
Claudia Perez	Contractual/Consulting Services	Judiciary and Courts	General Fund	9/22/2025	661.00
Sara Pethokoukis	Contractual/Consulting Services	Judiciary and Courts	General Fund	9/22/2025	1,031.40
Daniel Velasco	Contractual/Consulting Services	Judiciary and Courts	General Fund	9/22/2025	1,065.90
Rachel J. Hess	Court Appointed Counsel	Judiciary and Courts	General Fund	9/22/2025	3,434.00
Document Imaging Services LLC	Judicial Technology Fine Expenses	Judiciary and Courts	General Fund	9/8/2025	264.00
Document Imaging Services LLC	Judicial Technology Fine Expenses	Judiciary and Courts	General Fund	9/22/2025	610.00
JP Morgan Chase Bank N.A.	Judicial Technology Fine Expenses	Judiciary and Courts	General Fund	9/22/2025	338.97
JP Morgan Chase Bank N.A.	Judicial Technology Fine Expenses	Judiciary and Courts	General Fund	9/22/2025	120.90

VENDOR	NATURE OF CLAIM	OFFICE / DEPARTMENT	FUND	DATE PAID	AMOUNT PAID
Gordon Flesch Company, Inc.	Equipment Rental	Judiciary and Courts	General Fund	9/8/2025	23.98
Gordon Flesch Company, Inc.	Equipment Rental	Judiciary and Courts	General Fund	9/8/2025	90.16
Gordon Flesch Company, Inc.	Equipment Rental	Judiciary and Courts	General Fund	9/8/2025	23.12
Gordon Flesch Company, Inc.	Equipment Rental	Judiciary and Courts	General Fund	9/8/2025	35.66
Gordon Flesch Company, Inc.	Equipment Rental	Judiciary and Courts	General Fund	9/8/2025	22.62
Gordon Flesch Company, Inc.	Equipment Rental	Judiciary and Courts	General Fund	9/22/2025	490.16
Toshiba Financial Services	Equipment Rental	Judiciary and Courts	General Fund	9/22/2025	259.97
Canon USA, Inc.	Equipment Rental	Judiciary and Courts	General Fund	9/22/2025	119.19
Jamison IP & Specialty Services	Liability Insurance	Judiciary and Courts	General Fund	9/8/2025	2,184.00
JP Morgan Chase Bank N.A.	Conferences and Meetings	Judiciary and Courts	General Fund	9/22/2025	400.88
DS Services of America, Inc. dba Primo Water NA	Miscellaneous Contractual Exp	Judiciary and Courts	General Fund	9/22/2025	22.95
DS Services of America, Inc. dba Primo Water NA	Miscellaneous Contractual Exp	Judiciary and Courts	General Fund	9/22/2025	11.99
DS Services of America, Inc. dba Primo Water NA	Miscellaneous Contractual Exp	Judiciary and Courts	General Fund	9/22/2025	27.94
DS Services of America, Inc. dba Primo Water NA	Miscellaneous Contractual Exp	Judiciary and Courts	General Fund	9/22/2025	17.96
DS Services of America, Inc. dba Primo Water NA	Miscellaneous Contractual Exp	Judiciary and Courts	General Fund	9/22/2025	27.94
DS Services of America, Inc. dba Primo Water NA	Miscellaneous Contractual Exp	Judiciary and Courts	General Fund	9/22/2025	45.90
DS Services of America, Inc. dba Primo Water NA	Miscellaneous Contractual Exp	Judiciary and Courts	General Fund	9/22/2025	17.96
inLingo, LLC	Miscellaneous Contractual Exp	Judiciary and Courts	General Fund	9/22/2025	660.00
JC Licht, LLC	Miscellaneous Contractual Exp	Judiciary and Courts	General Fund	9/22/2025	8,847.00
JC Licht, LLC	Miscellaneous Contractual Exp	Judiciary and Courts	General Fund	9/22/2025	8,966.99
JP Morgan Chase Bank N.A.	Miscellaneous Contractual Exp	Judiciary and Courts	General Fund	9/22/2025	1,749.95
Peloton Workforce, Inc.	Miscellaneous Contractual Exp	Judiciary and Courts	General Fund	9/22/2025	585.00
Peloton Workforce, Inc.	Miscellaneous Contractual Exp	Judiciary and Courts	General Fund	9/22/2025	585.00
Voiance Language Services, LLC	Miscellaneous Contractual Exp	Judiciary and Courts	General Fund	9/22/2025	27.73
Warehouse Direct, Inc.	Office Supplies	Judiciary and Courts	General Fund	9/8/2025	44.75
Warehouse Direct, Inc.	Office Supplies	Judiciary and Courts	General Fund	9/8/2025	17.83
Warehouse Direct, Inc.	Office Supplies	Judiciary and Courts	General Fund	9/8/2025	1,471.68
Warehouse Direct, Inc.	Office Supplies	Judiciary and Courts	General Fund	9/8/2025	575.01
Warehouse Direct, Inc.	Office Supplies	Judiciary and Courts	General Fund	9/8/2025	17.30
Warehouse Direct, Inc.	Office Supplies	Judiciary and Courts	General Fund	9/22/2025	17.16
Warehouse Direct, Inc.	Office Supplies	Judiciary and Courts	General Fund	9/22/2025	200.68
JP Morgan Chase Bank N.A.	Office Supplies	Judiciary and Courts	General Fund	9/22/2025	9.79
JP Morgan Chase Bank N.A.	Operating Supplies	Judiciary and Courts	General Fund	9/22/2025	549.70
JP Morgan Chase Bank N.A.	Operating Supplies	Judiciary and Courts	General Fund	9/22/2025	291.18
JP Morgan Chase Bank N.A.	Employee Recognition Supplies	Judiciary and Courts	General Fund	9/22/2025	66.81
JP Morgan Chase Bank N.A.	Employee Recognition Supplies	Judiciary and Courts	General Fund	9/22/2025	93.87
Marberry Cleaners & Launderers	Uniform Supplies	Judiciary and Courts	General Fund	9/22/2025	21.60
JP Morgan Chase Bank N.A.	Conferences and Meetings	Circuit Clerk	General Fund	9/22/2025	545.57
JP Morgan Chase Bank N.A.	Office Supplies	Circuit Clerk	General Fund	9/22/2025	258.96
Jessica Joerger	Employee Mileage Expense	Circuit Clerk	General Fund	9/8/2025	36.75
Jennifer Volintine	Employee Mileage Expense	Circuit Clerk	General Fund	9/8/2025	12.60
Micah Simmons	Employee Mileage Expense	Circuit Clerk	General Fund	9/8/2025	11.20
Abbigail Stevenson	Employee Mileage Expense	Circuit Clerk	General Fund	9/22/2025	11.90
Mariela Valencia	Employee Mileage Expense	Circuit Clerk	General Fund	9/22/2025	21.00
Avani P. Vyas	Employee Mileage Expense	Circuit Clerk	General Fund	9/22/2025	29.75
Colby Whitman	Employee Mileage Expense	Circuit Clerk	General Fund	9/22/2025	67.20
Jennifer Zuttermeister	Employee Mileage Expense	Circuit Clerk	General Fund	9/22/2025	42.00
Jennifer Lauren Johnson	Employee Mileage Expense	Circuit Clerk	General Fund	9/22/2025	56.00
Megan Johnson	Employee Mileage Expense	Circuit Clerk	General Fund	9/22/2025	28.70
MaryAnn Kabara	Employee Mileage Expense	Circuit Clerk	General Fund	9/22/2025	22.40
Shauna Kane	Employee Mileage Expense	Circuit Clerk	General Fund	9/22/2025	121.10

VENDOR	NATURE OF CLAIM	OFFICE / DEPARTMENT	FUND	DATE PAID	AMOUNT PAID
Lauren Kopf	Employee Mileage Expense	Circuit Clerk	General Fund	9/22/2025	27.30
Michael John Kovach	Employee Mileage Expense	Circuit Clerk	General Fund	9/22/2025	33.60
Penny Lange	Employee Mileage Expense	Circuit Clerk	General Fund	9/22/2025	42.35
Kelly A. Lisner	Employee Mileage Expense	Circuit Clerk	General Fund	9/22/2025	225.40
Rebecca Lynch	Employee Mileage Expense	Circuit Clerk	General Fund	9/22/2025	21.70
Shirley L. Moline	Employee Mileage Expense	Circuit Clerk	General Fund	9/22/2025	25.20
Yasmeen Pani	Employee Mileage Expense	Circuit Clerk	General Fund	9/22/2025	28.00
Benjamin Adam Petschke	Employee Mileage Expense	Circuit Clerk	General Fund	9/22/2025	35.00
Johnathan M. Pickering	Employee Mileage Expense	Circuit Clerk	General Fund	9/22/2025	16.80
Su H. Shanahan	Employee Mileage Expense	Circuit Clerk	General Fund	9/22/2025	66.50
Evelyn Alanis	Employee Mileage Expense	Circuit Clerk	General Fund	9/22/2025	18.20
E. Dianne Anderson	Employee Mileage Expense	Circuit Clerk	General Fund	9/22/2025	26.60
Carleen J. Bain	Employee Mileage Expense	Circuit Clerk	General Fund	9/22/2025	130.20
Marissa Brown	Employee Mileage Expense	Circuit Clerk	General Fund	9/22/2025	16.10
Heather J. Cameron	Employee Mileage Expense	Circuit Clerk	General Fund	9/22/2025	16.80
Jason M. Crowley	Employee Mileage Expense	Circuit Clerk	General Fund	9/22/2025	24.15
Colleen Cruz	Employee Mileage Expense	Circuit Clerk	General Fund	9/22/2025	168.70
Janet Davis	Employee Mileage Expense	Circuit Clerk	General Fund	9/22/2025	17.50
Theodore James Farrell	Employee Mileage Expense	Circuit Clerk	General Fund	9/22/2025	102.20
Gwendolyn G. Grist	Employee Mileage Expense	Circuit Clerk	General Fund	9/22/2025	278.60
Joanne M. Hassler	Employee Mileage Expense	Circuit Clerk	General Fund	9/22/2025	14.00
American Stamp & Marking Products, Inc.	Office Supplies	Circuit Clerk	General Fund	9/22/2025	150.13
Warehouse Direct, Inc.	Office Supplies	Circuit Clerk	General Fund	9/22/2025	649.76
JP Morgan Chase Bank N.A.	Conferences and Meetings	Circuit Clerk	General Fund	9/22/2025	424.96
Image-Pro Services & Supplies, Inc.	Office Supplies	Circuit Clerk	General Fund	9/8/2025	416.25
Image-Pro Services & Supplies, Inc.	Office Supplies	Circuit Clerk	General Fund	9/22/2025	116.89
Statewide Publishing, LLC	Legal Services	Circuit Clerk	General Fund	9/22/2025	60.00
JP Morgan Chase Bank N.A.	Conferences and Meetings	Circuit Clerk	General Fund	9/22/2025	545.57
JP Morgan Chase Bank N.A.	Office Supplies	Circuit Clerk	General Fund	9/22/2025	217.01
[redacted]		State's Attorney	General Fund	9/22/2025	25.85
[redacted]		State's Attorney	General Fund	9/22/2025	29.54
[redacted]		State's Attorney	General Fund	9/22/2025	65.25
[redacted]		State's Attorney	General Fund	9/22/2025	59.24
[redacted]		State's Attorney	General Fund	9/22/2025	102.65
[redacted]		State's Attorney	General Fund	9/22/2025	123.76
[redacted]		State's Attorney	General Fund	9/22/2025	100.94
[redacted]		State's Attorney	General Fund	9/22/2025	88.52
[redacted]		State's Attorney	General Fund	9/22/2025	112.83
[redacted]		State's Attorney	General Fund	9/22/2025	436.56
[redacted]		State's Attorney	General Fund	9/22/2025	87.39
[redacted]		State's Attorney	General Fund	9/22/2025	129.08
[redacted]		State's Attorney	General Fund	9/22/2025	74.90
[redacted]		State's Attorney	General Fund	9/22/2025	413.20
[redacted]		State's Attorney	General Fund	9/22/2025	21.15
[redacted]		State's Attorney	General Fund	9/22/2025	52.00
[redacted]		State's Attorney	General Fund	9/8/2025	63.00
[redacted]		State's Attorney	General Fund	9/8/2025	28.00
[redacted]		State's Attorney	General Fund	9/22/2025	72.00
[redacted]		State's Attorney	General Fund	9/22/2025	-389.91
Margaret (Peggy) R. Beddard	Court Reporter Costs	State's Attorney	General Fund	9/8/2025	944.00
Jennifer A. Campbell	Court Reporter Costs	State's Attorney	General Fund	9/8/2025	20.00

VENDOR	NATURE OF CLAIM	OFFICE / DEPARTMENT	FUND	DATE PAID	AMOUNT PAID
Mary Jo D'Avola	Court Reporter Costs	State's Attorney	General Fund	9/22/2025	68.00
Mary Jo D'Avola	Court Reporter Costs	State's Attorney	General Fund	9/22/2025	3,488.00
Geri L. Denson	Court Reporter Costs	State's Attorney	General Fund	9/22/2025	20.00
Barbara A. Johnston	Court Reporter Costs	State's Attorney	General Fund	9/22/2025	38.50
Barbara A. Johnston	Court Reporter Costs	State's Attorney	General Fund	9/22/2025	24.00
Jennifer L. Joyce	Court Reporter Costs	State's Attorney	General Fund	9/22/2025	44.00
Kobald Reporting, Inc.	Court Reporter Costs	State's Attorney	General Fund	9/22/2025	60.00
Stacy S. Warpool	Court Reporter Costs	State's Attorney	General Fund	9/22/2025	304.00
Margaret (Peggy) R. Beddard	Court Reporter Costs	State's Attorney	General Fund	9/22/2025	44.00
Dana D. Bollman	Court Reporter Costs	State's Attorney	General Fund	9/22/2025	1,040.00
Dana D. Bollman	Court Reporter Costs	State's Attorney	General Fund	9/22/2025	192.00
Nicole M. Breytspraak	Court Reporter Costs	State's Attorney	General Fund	9/22/2025	781.00
Impact Networking, LLC	Repairs and Maint- Copiers	State's Attorney	General Fund	9/8/2025	1,466.64
Toshiba America Business Solutions, Inc	Repairs and Maint- Copiers	State's Attorney	General Fund	9/8/2025	20.87
Toshiba America Business Solutions, Inc	Repairs and Maint- Copiers	State's Attorney	General Fund	9/8/2025	78.07
Toshiba America Business Solutions, Inc	Repairs and Maint- Copiers	State's Attorney	General Fund	9/22/2025	279.43
Impact Networking, LLC	Repairs and Maint- Copiers	State's Attorney	General Fund	9/22/2025	1,272.40
JP Morgan Chase Bank N.A.	Repairs and Maint- Vehicles	State's Attorney	General Fund	9/22/2025	154.40
JP Morgan Chase Bank N.A.	Conferences and Meetings	State's Attorney	General Fund	9/22/2025	312.25
The Tree House, Inc.	Office Supplies	State's Attorney	General Fund	9/8/2025	670.80
Warehouse Direct, Inc.	Office Supplies	State's Attorney	General Fund	9/8/2025	214.48
Warehouse Direct, Inc.	Office Supplies	State's Attorney	General Fund	9/8/2025	59.64
Warehouse Direct, Inc.	Office Supplies	State's Attorney	General Fund	9/22/2025	38.94
Warehouse Direct, Inc.	Office Supplies	State's Attorney	General Fund	9/22/2025	13.93
Warehouse Direct, Inc.	Office Supplies	State's Attorney	General Fund	9/22/2025	62.19
JP Morgan Chase Bank N.A.	Office Supplies	State's Attorney	General Fund	9/22/2025	1,315.05
DS Services of America, Inc. dba Primo Water NA	Operating Supplies	State's Attorney	General Fund	9/22/2025	487.01
Groot Recycling dba Accurate Document Destruction	Operating Supplies	State's Attorney	General Fund	9/22/2025	3,316.00
JP Morgan Chase Bank N.A.	Operating Supplies	State's Attorney	General Fund	9/22/2025	216.58
Ray O'Herron Co, Inc.	Operating Supplies	State's Attorney	General Fund	9/22/2025	514.84
Ray O'Herron Co, Inc.	Operating Supplies	State's Attorney	General Fund	9/22/2025	563.67
Ray O'Herron Co, Inc.	Operating Supplies	State's Attorney	General Fund	9/22/2025	58.69
Thomson Reuters GRC, Inc. (West Government)	Books and Subscriptions	State's Attorney	General Fund	9/22/2025	5,200.65
Thomson Reuters GRC, Inc. (West Government)	Books and Subscriptions	State's Attorney	General Fund	9/22/2025	2,984.95
JP Morgan Chase Bank N.A.	Computer Software- Non Capital	State's Attorney	General Fund	9/22/2025	708.00
Southern Computer Warehouse (SCW)	Computer Hardware- Non Capital	State's Attorney	General Fund	9/8/2025	403.64
JP Morgan Chase Bank N.A.	Computer Hardware- Non Capital	State's Attorney	General Fund	9/22/2025	680.27
WEX BANK	Fuel- Vehicles	State's Attorney	General Fund	9/22/2025	972.29
Enterprise Fleet Management, Inc.	Contractual/Consulting Services	State's Attorney	General Fund	9/22/2025	645.86
DS Services of America, Inc. dba Primo Water NA	Operating Supplies	State's Attorney	General Fund	9/22/2025	7.98
DS Services of America, Inc. dba Primo Water NA	Operating Supplies	State's Attorney	General Fund	9/22/2025	2.99
WEX BANK	Fuel- Vehicles	State's Attorney	General Fund	9/22/2025	276.67
Ray O'Herron Co, Inc.	Operating Supplies	State's Attorney	General Fund	9/22/2025	563.63
WEX BANK	Fuel- Vehicles	State's Attorney	General Fund	9/22/2025	677.84
[redacted]		Public Defender	General Fund	9/8/2025	432.00
[redacted]		Public Defender	General Fund	9/22/2025	70.90
[redacted]		Public Defender	General Fund	9/22/2025	7.50
Toshiba America Business Solutions, Inc	Repairs and Maint- Copiers	Public Defender	General Fund	9/22/2025	67.10
JP Morgan Chase Bank N.A.	Employee Training	Public Defender	General Fund	9/22/2025	0.00
Kane County Bar Association	Attorney Association Dues	Public Defender	General Fund	9/8/2025	2,400.00
JP Morgan Chase Bank N.A.	Miscellaneous Contractual Exp	Public Defender	General Fund	9/22/2025	16.99

VENDOR	NATURE OF CLAIM	OFFICE / DEPARTMENT	FUND	DATE PAID	AMOUNT PAID
Warehouse Direct, Inc.	Office Supplies	Public Defender	General Fund	9/8/2025	41.58
DS Services of America, Inc. dba Primo Water NA	Office Supplies	Public Defender	General Fund	9/22/2025	66.85
DS Services of America, Inc. dba Primo Water NA	Office Supplies	Public Defender	General Fund	9/22/2025	7.96
JP Morgan Chase Bank N.A.	Office Supplies	Public Defender	General Fund	9/22/2025	105.48
JP Morgan Chase Bank N.A.	Books and Subscriptions	Public Defender	General Fund	9/22/2025	19.96
Thomson Reuters GRC, Inc. (West Government)	Books and Subscriptions	Public Defender	General Fund	9/22/2025	5,023.09
Thomson Reuters GRC, Inc. (West Government)	Books and Subscriptions	Public Defender	General Fund	9/22/2025	283.76
Enhanced Administration Consulting, LLC	Contractual/Consulting Services	Sheriff	General Fund	9/8/2025	2,075.00
Kane County Sheriff - Petty Cash	Contractual/Consulting Services	Sheriff	General Fund	9/8/2025	942.40
Motorola Solutions, Inc.	Contractual/Consulting Services	Sheriff	General Fund	9/8/2025	11,588.00
Tyler Technologies, Inc. (New World)	Contractual/Consulting Services	Sheriff	General Fund	9/8/2025	1,675.00
Alexandra A. Tsang, Psy. D	Contractual/Consulting Services	Sheriff	General Fund	9/22/2025	2,500.00
COPS & FIRE Personnel Testing Service	Medical/Dental/Hospital Services	Sheriff	General Fund	9/8/2025	500.00
Kane County Sheriff - Petty Cash	Extradition Costs	Sheriff	General Fund	9/8/2025	68.00
Kane County Sheriff - Petty Cash	Extradition Costs	Sheriff	General Fund	9/8/2025	68.00
Kane County Sheriff - Petty Cash	Extradition Costs	Sheriff	General Fund	9/8/2025	160.00
Kane County Sheriff - Petty Cash	Extradition Costs	Sheriff	General Fund	9/8/2025	160.00
Kane County Sheriff - Petty Cash	Extradition Costs	Sheriff	General Fund	9/8/2025	68.00
Kane County Sheriff - Petty Cash	Extradition Costs	Sheriff	General Fund	9/8/2025	68.00
Sentinel Offender Services, LLC	Extradition Costs	Sheriff	General Fund	9/8/2025	8,507.92
Securus Monitor. dba Satellite Tracking of People	Extradition Costs	Sheriff	General Fund	9/22/2025	1,200.00
JP Morgan Chase Bank N.A.	Extradition Costs	Sheriff	General Fund	9/22/2025	49.19
JP Morgan Chase Bank N.A.	Extradition Costs	Sheriff	General Fund	9/22/2025	131.59
JP Morgan Chase Bank N.A.	Extradition Costs	Sheriff	General Fund	9/22/2025	145.66
JP Morgan Chase Bank N.A.	Extradition Costs	Sheriff	General Fund	9/22/2025	49.89
Impact Networking, LLC	Repairs and Maint- Copiers	Sheriff	General Fund	9/8/2025	124.20
Toshiba America Business Solutions, Inc	Repairs and Maint- Copiers	Sheriff	General Fund	9/8/2025	586.55
Toshiba America Business Solutions, Inc	Repairs and Maint- Copiers	Sheriff	General Fund	9/8/2025	139.71
Insight Public Sector Inc	Repairs and Maint- Comm Equip	Sheriff	General Fund	9/8/2025	469.68
Insight Public Sector Inc	Repairs and Maint- Comm Equip	Sheriff	General Fund	9/8/2025	1,672.00
APC Stores, Inc. (Bumper to Bumper)	Repairs and Maint- Vehicles	Sheriff	General Fund	9/8/2025	103.89
APC Stores, Inc. (Bumper to Bumper)	Repairs and Maint- Vehicles	Sheriff	General Fund	9/8/2025	22.39
APC Stores, Inc. (Bumper to Bumper)	Repairs and Maint- Vehicles	Sheriff	General Fund	9/8/2025	10.18
Elburn NAPA, Inc. dba North Aurora NAPA	Repairs and Maint- Vehicles	Sheriff	General Fund	9/8/2025	280.11
Elburn NAPA, Inc. dba North Aurora NAPA	Repairs and Maint- Vehicles	Sheriff	General Fund	9/8/2025	361.86
Elburn NAPA, Inc. dba North Aurora NAPA	Repairs and Maint- Vehicles	Sheriff	General Fund	9/8/2025	643.70
Elburn NAPA, Inc. dba North Aurora NAPA	Repairs and Maint- Vehicles	Sheriff	General Fund	9/8/2025	167.76
Riggs Brothers, Inc.	Repairs and Maint- Vehicles	Sheriff	General Fund	9/8/2025	595.00
Via Carlita, LLC dba Hawk Ford St. Charles	Repairs and Maint- Vehicles	Sheriff	General Fund	9/8/2025	196.62
Via Carlita, LLC dba Hawk Ford St. Charles	Repairs and Maint- Vehicles	Sheriff	General Fund	9/8/2025	65.96
Via Carlita, LLC dba Hawk Ford St. Charles	Repairs and Maint- Vehicles	Sheriff	General Fund	9/8/2025	721.68
Via Carlita, LLC dba Hawk Ford St. Charles	Repairs and Maint- Vehicles	Sheriff	General Fund	9/8/2025	170.50
Chicago Parts and Sound, LLC	Repairs and Maint- Vehicles	Sheriff	General Fund	9/8/2025	1,770.00
Cintas Corporation	Repairs and Maint- Vehicles	Sheriff	General Fund	9/8/2025	68.36
Havlicek Geneva Ace Hardware, LLC	Repairs and Maint- Vehicles	Sheriff	General Fund	9/8/2025	115.08
JP Morgan Chase Bank N.A.	Repairs and Maint- Vehicles	Sheriff	General Fund	9/22/2025	443.05
Liberty Tire Recycling Holdco, LLC	Repairs and Maint- Vehicles	Sheriff	General Fund	9/22/2025	390.06
Cintas Corporation	Repairs and Maint- Vehicles	Sheriff	General Fund	9/22/2025	81.71
Cintas Corporation	Repairs and Maint- Vehicles	Sheriff	General Fund	9/22/2025	81.71
Via Carlita, LLC dba Hawk Ford St. Charles	Repairs and Maint- Vehicles	Sheriff	General Fund	9/22/2025	247.95
Via Carlita, LLC dba Hawk Ford St. Charles	Repairs and Maint- Vehicles	Sheriff	General Fund	9/22/2025	127.50

VENDOR	NATURE OF CLAIM	OFFICE / DEPARTMENT	FUND	DATE PAID	AMOUNT PAID
Via Carlita, LLC dba Hawk Ford St. Charles	Repairs and Maint- Vehicles	Sheriff	General Fund	9/22/2025	60.94
Via Carlita, LLC dba Hawk Ford St. Charles	Repairs and Maint- Vehicles	Sheriff	General Fund	9/22/2025	45.04
Weldstar Company	Repairs and Maint- Vehicles	Sheriff	General Fund	9/22/2025	21.08
Elburn NAPA, Inc. dba North Aurora NAPA	Repairs and Maint- Vehicles	Sheriff	General Fund	9/22/2025	184.42
Elburn NAPA, Inc. dba North Aurora NAPA	Repairs and Maint- Vehicles	Sheriff	General Fund	9/22/2025	24.99
Elburn NAPA, Inc. dba North Aurora NAPA	Repairs and Maint- Vehicles	Sheriff	General Fund	9/22/2025	655.76
Elburn NAPA, Inc. dba North Aurora NAPA	Repairs and Maint- Vehicles	Sheriff	General Fund	9/22/2025	-655.76
Elburn NAPA, Inc. dba North Aurora NAPA	Repairs and Maint- Vehicles	Sheriff	General Fund	9/22/2025	38.46
Elburn NAPA, Inc. dba North Aurora NAPA	Repairs and Maint- Vehicles	Sheriff	General Fund	9/22/2025	-35.06
Elburn NAPA, Inc. dba North Aurora NAPA	Repairs and Maint- Vehicles	Sheriff	General Fund	9/22/2025	293.06
APC Stores, Inc. (Bumper to Bumper)	Repairs and Maint- Vehicles	Sheriff	General Fund	9/22/2025	841.56
APC Stores, Inc. (Bumper to Bumper)	Repairs and Maint- Vehicles	Sheriff	General Fund	9/22/2025	-84.00
Battery Service Corporation	Repairs and Maint- Vehicles	Sheriff	General Fund	9/22/2025	748.80
Kane County Sheriff - Petty Cash	Employee Training	Sheriff	General Fund	9/8/2025	165.61
Kane County Sheriff - Petty Cash	Employee Training	Sheriff	General Fund	9/8/2025	192.33
North East Multi-Regional Training, Inc.	Employee Training	Sheriff	General Fund	9/8/2025	35.00
JP Morgan Chase Bank N.A.	Employee Training	Sheriff	General Fund	9/22/2025	2,789.00
JP Morgan Chase Bank N.A.	Employee Training	Sheriff	General Fund	9/22/2025	523.67
JP Morgan Chase Bank N.A.	Sheriff Reimbursable Expense	Sheriff	General Fund	9/22/2025	34.66
JP Morgan Chase Bank N.A.	Sheriff Reimbursable Expense	Sheriff	General Fund	9/22/2025	66.16
JP Morgan Chase Bank N.A.	Sheriff Reimbursable Expense	Sheriff	General Fund	9/22/2025	8,586.26
JP Morgan Chase Bank N.A.	Sheriff Reimbursable Expense	Sheriff	General Fund	9/22/2025	57.00
JP Morgan Chase Bank N.A.	Sheriff Reimbursable Expense	Sheriff	General Fund	9/22/2025	77.22
JP Morgan Chase Bank N.A.	Sheriff Reimbursable Expense	Sheriff	General Fund	9/22/2025	52.00
JP Morgan Chase Bank N.A.	Sheriff Reimbursable Expense	Sheriff	General Fund	9/22/2025	484.61
JP Morgan Chase Bank N.A.	Sheriff Reimbursable Expense	Sheriff	General Fund	9/22/2025	895.72
JP Morgan Chase Bank N.A.	Sheriff Reimbursable Expense	Sheriff	General Fund	9/22/2025	2,130.22
JP Morgan Chase Bank N.A.	Sheriff Reimbursable Expense	Sheriff	General Fund	9/22/2025	349.49
JP Morgan Chase Bank N.A.	Office Supplies	Sheriff	General Fund	9/22/2025	634.00
JP Morgan Chase Bank N.A.	Office Supplies	Sheriff	General Fund	9/22/2025	9.99
JP Morgan Chase Bank N.A.	Office Supplies	Sheriff	General Fund	9/22/2025	73.45
JP Morgan Chase Bank N.A.	Office Supplies	Sheriff	General Fund	9/22/2025	73.43
Russell Solutions, LLC	Operating Supplies	Sheriff	General Fund	9/8/2025	10,000.00
Fox Valley Park District	Operating Supplies	Sheriff	General Fund	9/22/2025	500.00
Guardian Alliance Technologies, Inc.	Operating Supplies	Sheriff	General Fund	9/22/2025	4,070.00
JP Morgan Chase Bank N.A.	Operating Supplies	Sheriff	General Fund	9/22/2025	6,733.24
JP Morgan Chase Bank N.A.	Operating Supplies	Sheriff	General Fund	9/22/2025	46.65
JP Morgan Chase Bank N.A.	Operating Supplies	Sheriff	General Fund	9/22/2025	5.00
JP Morgan Chase Bank N.A.	Operating Supplies	Sheriff	General Fund	9/22/2025	29.99
JP Morgan Chase Bank N.A.	Operating Supplies	Sheriff	General Fund	9/22/2025	5.00
JP Morgan Chase Bank N.A.	Operating Supplies	Sheriff	General Fund	9/22/2025	1,017.10
JP Morgan Chase Bank N.A.	Operating Supplies	Sheriff	General Fund	9/22/2025	451.12
KS State Bank	Operating Supplies	Sheriff	General Fund	9/22/2025	5,541.32
Menards, Inc.	S.W.A.T. Supplies	Sheriff	General Fund	9/22/2025	31.56
JP Morgan Chase Bank N.A.	Bomb Squad Supplies	Sheriff	General Fund	9/22/2025	31.98
Ray O'Herron Co, Inc.	Uniform Supplies	Sheriff	General Fund	9/8/2025	208.33
Ray O'Herron Co, Inc.	Uniform Supplies	Sheriff	General Fund	9/8/2025	1,825.12
Ray O'Herron Co, Inc.	Uniform Supplies	Sheriff	General Fund	9/8/2025	31.62
Ray O'Herron Co, Inc.	Uniform Supplies	Sheriff	General Fund	9/8/2025	39.90
Ray O'Herron Co, Inc.	Uniform Supplies	Sheriff	General Fund	9/8/2025	805.35
Ray O'Herron Co, Inc.	Uniform Supplies	Sheriff	General Fund	9/8/2025	1,383.18

VENDOR	NATURE OF CLAIM	OFFICE / DEPARTMENT	FUND	DATE PAID	AMOUNT PAID
Ray O'Herron Co, Inc.	Uniform Supplies	Sheriff	General Fund	9/8/2025	1,127.31
Ray O'Herron Co, Inc.	Uniform Supplies	Sheriff	General Fund	9/8/2025	85.98
Ray O'Herron Co, Inc.	Uniform Supplies	Sheriff	General Fund	9/8/2025	-91.80
Ray O'Herron Co, Inc.	Uniform Supplies	Sheriff	General Fund	9/8/2025	204.23
Ray O'Herron Co, Inc.	Uniform Supplies	Sheriff	General Fund	9/8/2025	20.47
Ray O'Herron Co, Inc.	Uniform Supplies	Sheriff	General Fund	9/8/2025	15.56
Ray O'Herron Co, Inc.	Uniform Supplies	Sheriff	General Fund	9/8/2025	40.10
Kane County Sheriff - Petty Cash	Uniform Supplies	Sheriff	General Fund	9/22/2025	448.29
Sunset Law Enforcement, LLC	Weapons and Ammunition	Sheriff	General Fund	9/22/2025	5,093.00
Al Warren Oil Company, Inc.	Fuel- Vehicles	Sheriff	General Fund	9/8/2025	370.81
Al Warren Oil Company, Inc.	Fuel- Vehicles	Sheriff	General Fund	9/8/2025	6,214.05
Al Warren Oil Company, Inc.	Fuel- Vehicles	Sheriff	General Fund	9/22/2025	5,537.49
JP Morgan Chase Bank N.A.	Fuel- Vehicles	Sheriff	General Fund	9/22/2025	47.19
WEX BANK	Fuel- Vehicles	Sheriff	General Fund	9/22/2025	28,455.93
COPS & FIRE Personnel Testing Service	Medical/Dental/Hospital Services	Sheriff	General Fund	9/22/2025	500.00
Lighthouse Recovery, Inc.	Medical/Dental/Hospital Services	Sheriff	General Fund	9/22/2025	25,000.00
Wellpath, LLC	Medical/Dental/Hospital Services	Sheriff	General Fund	9/22/2025	345,678.68
Wellpath, LLC	Medical/Dental/Hospital Services	Sheriff	General Fund	9/22/2025	340,009.53
Wellpath, LLC	Medical/Dental/Hospital Services	Sheriff	General Fund	9/22/2025	-514.00
Groot Recycling dba Accurate Document Destruction	Disposal and Water Softener Srvs	Sheriff	General Fund	9/22/2025	480.00
Stericycle, Inc.	Disposal and Water Softener Srvs	Sheriff	General Fund	9/22/2025	337.75
JP Morgan Chase Bank N.A.	Employee Training	Sheriff	General Fund	9/22/2025	4,901.27
JP Morgan Chase Bank N.A.	Employee Training	Sheriff	General Fund	9/22/2025	1,036.00
Kane County Sheriff - Petty Cash	Employee Training	Sheriff	General Fund	9/22/2025	664.00
Kane County Sheriff - Petty Cash	Employee Training	Sheriff	General Fund	9/22/2025	374.00
Kane County Sheriff - Petty Cash	Employee Training	Sheriff	General Fund	9/22/2025	664.00
JP Morgan Chase Bank N.A.	Office Supplies	Sheriff	General Fund	9/22/2025	857.60
Rudy Gonzalez	Operating Supplies	Sheriff	General Fund	9/8/2025	5,000.00
Warehouse Direct, Inc.	Operating Supplies	Sheriff	General Fund	9/8/2025	288.56
Warehouse Direct, Inc.	Operating Supplies	Sheriff	General Fund	9/8/2025	288.56
Warehouse Direct, Inc.	Operating Supplies	Sheriff	General Fund	9/8/2025	288.56
Warehouse Direct, Inc.	Operating Supplies	Sheriff	General Fund	9/8/2025	288.56
Valdes LLC	Operating Supplies	Sheriff	General Fund	9/8/2025	999.25
Valdes LLC	Operating Supplies	Sheriff	General Fund	9/22/2025	999.25
Warehouse Direct, Inc.	Operating Supplies	Sheriff	General Fund	9/22/2025	288.56
JP Morgan Chase Bank N.A.	Operating Supplies	Sheriff	General Fund	9/22/2025	514.70
JP Morgan Chase Bank N.A.	Operating Supplies	Sheriff	General Fund	9/22/2025	35.17
JP Morgan Chase Bank N.A.	Operating Supplies	Sheriff	General Fund	9/22/2025	1,050.70
OnTime Telecom, Inc. dba DialMyCalls	Operating Supplies	Sheriff	General Fund	9/22/2025	626.28
Ray O'Herron Co, Inc.	Uniform Supplies	Sheriff	General Fund	9/8/2025	36.53
Ray O'Herron Co, Inc.	Uniform Supplies	Sheriff	General Fund	9/8/2025	174.93
Cintas Corporation	Uniform Supplies	Sheriff	General Fund	9/8/2025	61.58
Cintas Corporation	Uniform Supplies	Sheriff	General Fund	9/8/2025	61.58
Cintas Corporation	Uniform Supplies	Sheriff	General Fund	9/8/2025	61.58
Cintas Corporation	Uniform Supplies	Sheriff	General Fund	9/22/2025	61.58
Cintas Corporation	Uniform Supplies	Sheriff	General Fund	9/22/2025	61.58
Cintas Corporation	Uniform Supplies	Sheriff	General Fund	9/22/2025	61.58
Aramark Services, Inc.	Food	Sheriff	General Fund	9/8/2025	15,595.19
Aramark Services, Inc.	Food	Sheriff	General Fund	9/8/2025	48.24
Aramark Services, Inc.	Food	Sheriff	General Fund	9/8/2025	15,304.99
Aramark Services, Inc.	Food	Sheriff	General Fund	9/8/2025	48.60

VENDOR	NATURE OF CLAIM	OFFICE / DEPARTMENT	FUND	DATE PAID	AMOUNT PAID
Aramark Services, Inc.	Food	Sheriff	General Fund	9/8/2025	1,281.78
Aramark Services, Inc.	Food	Sheriff	General Fund	9/8/2025	15,559.59
Aramark Services, Inc.	Food	Sheriff	General Fund	9/8/2025	45.72
County of LaSalle	Food	Sheriff	General Fund	9/8/2025	5,525.00
County of McHenry	Food	Sheriff	General Fund	9/8/2025	2,700.00
Kane County Sheriff - Petty Cash	Food	Sheriff	General Fund	9/8/2025	35.00
DS Services of America, Inc. dba Primo Water NA	Food	Sheriff	General Fund	9/22/2025	2.99
DS Services of America, Inc. dba Primo Water NA	Food	Sheriff	General Fund	9/22/2025	2.99
DS Services of America, Inc. dba Primo Water NA	Food	Sheriff	General Fund	9/22/2025	-11.03
DS Services of America, Inc. dba Primo Water NA	Food	Sheriff	General Fund	9/22/2025	258.70
Aramark Services, Inc.	Food	Sheriff	General Fund	9/22/2025	15,457.97
Aramark Services, Inc.	Food	Sheriff	General Fund	9/22/2025	36.18
Aramark Services, Inc.	Food	Sheriff	General Fund	9/22/2025	15,725.86
Aramark Services, Inc.	Food	Sheriff	General Fund	9/22/2025	97.74
Aramark Services, Inc.	Food	Sheriff	General Fund	9/22/2025	-65.88
Currie Motors Frankfort, Inc.	Operating Supplies	Sheriff	General Fund	9/22/2025	53,805.00
COPS & FIRE Personnel Testing Service	Pre-Employ Drug Testing and Labs	Sheriff	General Fund	9/8/2025	500.00
COPS & FIRE Personnel Testing Service	Pre-Employ Drug Testing and Labs	Sheriff	General Fund	9/8/2025	500.00
COPS & FIRE Personnel Testing Service	Pre-Employ Drug Testing and Labs	Sheriff	General Fund	9/22/2025	500.00
COPS & FIRE Personnel Testing Service	Pre-Employ Drug Testing and Labs	Sheriff	General Fund	9/22/2025	500.00
COPS & FIRE Personnel Testing Service	Pre-Employ Drug Testing and Labs	Sheriff	General Fund	9/22/2025	500.00
Physicians Immediate Care Chicago, PLLC	Pre-Employment Physicals	Sheriff	General Fund	9/8/2025	882.00
JP Morgan Chase Bank N.A.	Operating Supplies	Sheriff	General Fund	9/22/2025	29.79
Ray O'Herron Co, Inc.	Uniform Supplies	Sheriff	General Fund	9/8/2025	932.83
Ray O'Herron Co, Inc.	Uniform Supplies	Sheriff	General Fund	9/8/2025	36.02
Ray O'Herron Co, Inc.	Uniform Supplies	Sheriff	General Fund	9/8/2025	165.33
Ray O'Herron Co, Inc.	Uniform Supplies	Sheriff	General Fund	9/22/2025	967.03
Ray O'Herron Co, Inc.	Uniform Supplies	Sheriff	General Fund	9/22/2025	773.74
J.G. Uniforms, Inc.	Uniform Supplies	Sheriff	General Fund	9/22/2025	805.00
J.G. Uniforms, Inc.	Uniform Supplies	Sheriff	General Fund	9/22/2025	805.00
Peter J. Burgert	Employee Mileage Expense	Merit Commission	General Fund	9/22/2025	182.00
Resource Management Associates	Entrance/Promotional Testing	Merit Commission	General Fund	9/22/2025	1,854.80
JP Morgan Chase Bank N.A.	Miscellaneous Contractual Exp	Court Services	General Fund	9/22/2025	149.77
Warehouse Direct, Inc.	Office Supplies	Court Services	General Fund	9/8/2025	211.29
Ruth E. Gilles	Postage	Court Services	General Fund	9/8/2025	11.00
Redwood Toxicology Inc.	Lab Services	Court Services	General Fund	9/22/2025	1,423.17
Redwood Toxicology Inc.	Lab Services	Court Services	General Fund	9/22/2025	1,767.27
Eco Clean Maintenance, Inc.	Janitorial Services	Court Services	General Fund	9/8/2025	1,112.00
Lagrove, LLC	Building Space Rental	Court Services	General Fund	9/8/2025	2,891.92
JP Morgan Chase Bank N.A.	Employee Training	Court Services	General Fund	9/22/2025	646.38
JP Morgan Chase Bank N.A.	Employee Training	Court Services	General Fund	9/22/2025	747.00
Madelyn Marshall	Employee Training	Court Services	General Fund	9/22/2025	164.50
Sousie Jenkins	Employee Mileage Expense	Court Services	General Fund	9/8/2025	54.60
Chicago Transit Authority	Miscellaneous Contractual Exp	Court Services	General Fund	9/22/2025	2,480.00
DS Services of America, Inc. dba Primo Water NA	Miscellaneous Contractual Exp	Court Services	General Fund	9/22/2025	48.16
DS Services of America, Inc. dba Primo Water NA	Miscellaneous Contractual Exp	Court Services	General Fund	9/22/2025	27.94
DS Services of America, Inc. dba Primo Water NA	Miscellaneous Contractual Exp	Court Services	General Fund	9/22/2025	124.75
Warehouse Direct, Inc.	Office Supplies	Court Services	General Fund	9/8/2025	229.28
Streicher's, Inc.	Uniform Supplies	Court Services	General Fund	9/8/2025	9,987.00
JP Morgan Chase Bank N.A.	Weapons and Ammunition	Court Services	General Fund	9/22/2025	95.70
WEX BANK	Fuel- Vehicles	Court Services	General Fund	9/22/2025	466.39

VENDOR	NATURE OF CLAIM	OFFICE / DEPARTMENT	FUND	DATE PAID	AMOUNT PAID
Family Counseling Services of Aurora	Psychological/Psychiatric Srvs	Court Services	General Fund	9/8/2025	4,166.00
Redwood Toxicology Inc.	Lab Services	Court Services	General Fund	9/22/2025	1,094.92
Chicago Transit Authority	Incentives	Court Services	General Fund	9/22/2025	1,860.00
JP Morgan Chase Bank N.A.	Incentives	Court Services	General Fund	9/22/2025	179.13
Redwood Toxicology Inc.	Lab Services	Court Services	General Fund	9/22/2025	1,935.48
Redwood Toxicology Inc.	Lab Services	Court Services	General Fund	9/22/2025	326.68
Waste Management of Illinois - West	Repairs and Maint- Buildings	Court Services	General Fund	9/22/2025	211.97
Toshiba America Business Solutions, Inc	Repairs and Maint- Copiers	Court Services	General Fund	9/22/2025	9.14
Lagrove, LLC	Building Space Rental	Court Services	General Fund	9/8/2025	2,891.91
JP Morgan Chase Bank N.A.	Employee Training	Court Services	General Fund	9/22/2025	249.00
JP Morgan Chase Bank N.A.	Operating Supplies	Court Services	General Fund	9/22/2025	149.98
The Tree House, Inc.	Computer Related Supplies	Court Services	General Fund	9/8/2025	712.59
Streicher's, Inc.	Uniform Supplies	Court Services	General Fund	9/22/2025	9,987.00
WEX BANK	Fuel- Vehicles	Court Services	General Fund	9/22/2025	172.39
Family Service Association of Greater Elgin Area	Contractual/Consulting Services	Court Services	General Fund	9/8/2025	1,400.00
Family Service Association of Greater Elgin Area	Contractual/Consulting Services	Court Services	General Fund	9/8/2025	1,400.00
Clausen Miller P.C.	Legal Services	Court Services	General Fund	9/22/2025	6,322.50
Family Counseling Services of Aurora	Psychological/Psychiatric Srvs	Court Services	General Fund	9/22/2025	5,000.00
Advanced Correctional Healthcare, Inc.	Medical/Dental/Hospital Services	Court Services	General Fund	9/22/2025	38,951.74
Bob Barker Company Inc	Juvenile Board and Care	Court Services	General Fund	9/8/2025	23.99
Bob Barker Company Inc	Juvenile Board and Care	Court Services	General Fund	9/22/2025	57.60
Bob Barker Company Inc	Juvenile Board and Care	Court Services	General Fund	9/22/2025	570.14
JP Morgan Chase Bank N.A.	Juvenile Board and Care	Court Services	General Fund	9/22/2025	85.52
Garcia Clinical Laboratory, Inc.	Lab Services	Court Services	General Fund	9/8/2025	198.50
Redwood Toxicology Inc.	Lab Services	Court Services	General Fund	9/22/2025	26.50
Toshiba America Business Solutions, Inc	Repairs and Maint- Copiers	Court Services	General Fund	9/8/2025	12.87
Convergint Technologies LLC	Repairs and Maint- Comm Equip	Court Services	General Fund	9/8/2025	1,057.39
Convergint Technologies LLC	Repairs and Maint- Comm Equip	Court Services	General Fund	9/22/2025	19,266.85
Paddock Publications (Daily Herald)	General Advertising	Court Services	General Fund	9/8/2025	50.60
Michael Davis	Conferences and Meetings	Court Services	General Fund	9/8/2025	91.25
Mindful Fox, PLLC	Employee Training	Court Services	General Fund	9/8/2025	525.00
JP Morgan Chase Bank N.A.	Employee Training	Court Services	General Fund	9/22/2025	120.16
DS Services of America, Inc. dba Primo Water NA	Miscellaneous Contractual Exp	Court Services	General Fund	9/22/2025	221.54
Grainger Inc	Miscellaneous Contractual Exp	Court Services	General Fund	9/22/2025	113.70
JP Morgan Chase Bank N.A.	Miscellaneous Contractual Exp	Court Services	General Fund	9/22/2025	143.31
Uline	Office Supplies	Court Services	General Fund	9/8/2025	331.84
Bob Barker Company Inc	Operating Supplies	Court Services	General Fund	9/8/2025	562.36
Cooks Correctional Kitchen Equipment	Operating Supplies	Court Services	General Fund	9/8/2025	586.50
Grainger Inc	Operating Supplies	Court Services	General Fund	9/8/2025	110.82
Sysco Food Services Chicago	Operating Supplies	Court Services	General Fund	9/8/2025	722.11
Sysco Food Services Chicago	Operating Supplies	Court Services	General Fund	9/22/2025	242.20
JP Morgan Chase Bank N.A.	Operating Supplies	Court Services	General Fund	9/22/2025	239.98
Bob Barker Company Inc	Operating Supplies	Court Services	General Fund	9/22/2025	101.84
Bob Barker Company Inc	Operating Supplies	Court Services	General Fund	9/22/2025	254.60
The Tree House, Inc.	Computer Related Supplies	Court Services	General Fund	9/22/2025	394.09
Sysco Food Services Chicago	Food	Court Services	General Fund	9/8/2025	356.99
Sysco Food Services Chicago	Food	Court Services	General Fund	9/8/2025	1,780.96
Aramark Services, Inc.	Food	Court Services	General Fund	9/8/2025	1,680.00
Aramark Services, Inc.	Food	Court Services	General Fund	9/8/2025	1,717.80
Aramark Services, Inc.	Food	Court Services	General Fund	9/22/2025	1,675.80
Aramark Services, Inc.	Food	Court Services	General Fund	9/22/2025	724.50

VENDOR	NATURE OF CLAIM	OFFICE / DEPARTMENT	FUND	DATE PAID	AMOUNT PAID
Aramark Services, Inc.	Food	Court Services	General Fund	9/22/2025	1,694.70
Lanter Distributing, LLC	Food	Court Services	General Fund	9/22/2025	103.18
Sysco Food Services Chicago	Food	Court Services	General Fund	9/22/2025	1,151.28
Sysco Food Services Chicago	Food	Court Services	General Fund	9/22/2025	30.73
Sysco Food Services Chicago	Food	Court Services	General Fund	9/22/2025	417.16
Aramark Services, Inc.	National School Lunch Program	Court Services	General Fund	9/8/2025	525.00
Aramark Services, Inc.	National School Lunch Program	Court Services	General Fund	9/8/2025	487.20
Aramark Services, Inc.	National School Lunch Program	Court Services	General Fund	9/22/2025	529.20
Aramark Services, Inc.	National School Lunch Program	Court Services	General Fund	9/22/2025	1,480.50
Aramark Services, Inc.	National School Lunch Program	Court Services	General Fund	9/22/2025	510.30
Bob Barker Company Inc	Clothing Supplies	Court Services	General Fund	9/8/2025	627.91
Green Tree Pharmacy, Inc.	Medical Supplies and Drugs	Court Services	General Fund	9/8/2025	353.64
McKesson Medical Surgical	Medical Supplies and Drugs	Court Services	General Fund	9/8/2025	47.18
JP Morgan Chase Bank N.A.	Medical Supplies and Drugs	Court Services	General Fund	9/22/2025	41.38
JP Morgan Chase Bank N.A.	Subscription Databases	Court Services	General Fund	9/22/2025	24.99
WEX BANK	Fuel- Vehicles	Court Services	General Fund	9/22/2025	170.58
JP Morgan Chase Bank N.A.	Computer Related Supplies	Court Services	General Fund	9/22/2025	35.99
Interprenet, LTD	Contractual/Consulting Services	Court Services	General Fund	9/8/2025	324.50
Interprenet, LTD	Contractual/Consulting Services	Court Services	General Fund	9/22/2025	324.50
JP Morgan Chase Bank N.A.	Liability Insurance	Court Services	General Fund	9/22/2025	425.39
JP Morgan Chase Bank N.A.	General Advertising	Court Services	General Fund	9/22/2025	88.00
JP Morgan Chase Bank N.A.	Employee Training	Court Services	General Fund	9/22/2025	327.08
JP Morgan Chase Bank N.A.	General Association Dues	Court Services	General Fund	9/22/2025	505.00
Ashley VanOpstall	General Association Dues	Court Services	General Fund	9/22/2025	343.00
JP Morgan Chase Bank N.A.	Books and Subscriptions	Court Services	General Fund	9/22/2025	965.60
JP Morgan Chase Bank N.A.	Miscellaneous Supplies	Court Services	General Fund	9/22/2025	14.88
Redwood Toxicology Inc.	Lab Services	Court Services	General Fund	9/22/2025	761.45
Chicago Transit Authority	Incentives	Court Services	General Fund	9/22/2025	3,720.00
Mitra B. Kalelkar	Autopsies/Consulting	Coroner	General Fund	9/8/2025	15,300.00
Mitra B. Kalelkar	Autopsies/Consulting	Coroner	General Fund	9/22/2025	13,600.00
David A. Wold DDS, PC dba Bensenville Dental Care	Autopsies/Consulting	Coroner	General Fund	9/22/2025	700.00
David A. Wold DDS, PC dba Bensenville Dental Care	Autopsies/Consulting	Coroner	General Fund	9/22/2025	700.00
David A. Wold DDS, PC dba Bensenville Dental Care	Autopsies/Consulting	Coroner	General Fund	9/22/2025	700.00
David A. Wold DDS, PC dba Bensenville Dental Care	Autopsies/Consulting	Coroner	General Fund	9/22/2025	700.00
Central DuPage Hospital Association dba HealthLab	Toxicology Expense	Coroner	General Fund	9/8/2025	103.75
NMS Labs	Toxicology Expense	Coroner	General Fund	9/22/2025	9,560.00
JP Morgan Chase Bank N.A.	Repairs and Maint- Vehicles	Coroner	General Fund	9/22/2025	78.55
WEX BANK	Fuel- Vehicles	Coroner	General Fund	9/8/2025	805.72
WEX BANK	Fuel- Vehicles	Coroner	General Fund	9/22/2025	739.08
Radi-link, Inc.	Repairs and Maint- Comm Equip	Emergency Management Services	General Fund	9/8/2025	323.90
Menards, Inc.	Repairs and Maint- Equipment	Emergency Management Services	General Fund	9/22/2025	155.87
Menards, Inc.	Repairs and Maint- Vehicles	Emergency Management Services	General Fund	9/8/2025	38.76
JP Morgan Chase Bank N.A.	Repairs and Maint- Vehicles	Emergency Management Services	General Fund	9/22/2025	16.43
JP Morgan Chase Bank N.A.	Employee Training	Emergency Management Services	General Fund	9/22/2025	352.10
JP Morgan Chase Bank N.A.	Miscellaneous Contractual Exp	Emergency Management Services	General Fund	9/22/2025	10.79
JP Morgan Chase Bank N.A.	Office Supplies	Emergency Management Services	General Fund	9/22/2025	39.00
JP Morgan Chase Bank N.A.	Office Supplies	Emergency Management Services	General Fund	9/22/2025	97.39
Amazon Capital Services Inc	Operating Supplies	Emergency Management Services	General Fund	9/22/2025	1,670.72
JP Morgan Chase Bank N.A.	Operating Supplies	Emergency Management Services	General Fund	9/22/2025	1,307.24
Menards, Inc.	Operating Supplies	Emergency Management Services	General Fund	9/22/2025	11.44
Insight Public Sector Inc	Computer Related Supplies	Emergency Management Services	General Fund	9/8/2025	836.00

VENDOR	NATURE OF CLAIM	OFFICE / DEPARTMENT	FUND	DATE PAID	AMOUNT PAID
WEX BANK	Fuel- Vehicles	Emergency Management Services	General Fund	9/22/2025	47.04
WBK Engineering, LLC	Contractual/Consulting Services	Environmental Management	General Fund	9/8/2025	1,249.00
WBK Engineering, LLC	Contractual/Consulting Services	Environmental Management	General Fund	9/8/2025	2,416.50
ASM Consultants, Inc.	Contractual/Consulting Services	Environmental Management	General Fund	9/22/2025	12,947.50
Paddock Publications (Daily Herald)	Legal Printing	Environmental Management	General Fund	9/8/2025	43.70
JP Morgan Chase Bank N.A.	General Association Dues	Environmental Management	General Fund	9/22/2025	50.00
JP Morgan Chase Bank N.A.	Operating Supplies	Environmental Management	General Fund	9/22/2025	20.34
WEX BANK	Fuel- Vehicles	Environmental Management	General Fund	9/22/2025	21.03
The First Ad Signs, Inc	Building and Inspection Permits	Development	General Fund	9/8/2025	350.00
Municipal Services Associates, Inc.	Contractual/Consulting Services	Development	General Fund	9/8/2025	170.00
Planet Depos, LLC	Contractual/Consulting Services	Development	General Fund	9/8/2025	1,460.45
Insight Public Sector Inc	Contractual/Consulting Services	Development	General Fund	9/22/2025	237.94
Impact Networking, LLC	Repairs and Maint- Copiers	Development	General Fund	9/8/2025	434.74
Rons Automotive Services, Inc.	Repairs and Maint- Vehicles	Development	General Fund	9/22/2025	623.07
Paddock Publications (Daily Herald)	Legal Printing	Development	General Fund	9/8/2025	117.30
Burt Natkins	Employee Mileage Expense	Development	General Fund	9/22/2025	35.00
David F. Schultz	Employee Mileage Expense	Development	General Fund	9/22/2025	25.90
David F. Schultz	Employee Mileage Expense	Development	General Fund	9/22/2025	25.90
JP Morgan Chase Bank N.A.	General Association Dues	Development	General Fund	9/22/2025	426.00
Warehouse Direct, Inc.	Office Supplies	Development	General Fund	9/22/2025	30.74
DS Services of America, Inc. dba Primo Water NA	Operating Supplies	Development	General Fund	9/22/2025	27.94
JP Morgan Chase Bank N.A.	Operating Supplies	Development	General Fund	9/22/2025	223.66
WEX BANK	Fuel- Vehicles	Development	General Fund	9/22/2025	952.65
LRD Systems & Forms	Self-Mailer	Other- Countywide Expenses	General Fund	9/8/2025	180.00
LRD Systems & Forms	Self-Mailer	Other- Countywide Expenses	General Fund	9/8/2025	180.00
LRD Systems & Forms	Self-Mailer	Other- Countywide Expenses	General Fund	9/22/2025	180.00
LRD Systems & Forms	Self-Mailer	Other- Countywide Expenses	General Fund	9/22/2025	397.83
LRD Systems & Forms	Self-Mailer	Other- Countywide Expenses	General Fund	9/22/2025	180.00
Federal Express Corporation dba FedEx	Postage	Other- Countywide Expenses	General Fund	9/8/2025	111.64
Federal Express Corporation dba FedEx	Postage	Other- Countywide Expenses	General Fund	9/8/2025	86.80
Federal Express Corporation dba FedEx	Postage	Other- Countywide Expenses	General Fund	9/8/2025	65.68
Federal Express Corporation dba FedEx	Postage	Other- Countywide Expenses	General Fund	9/8/2025	167.07
Federal Express Corporation dba FedEx	Postage	Other- Countywide Expenses	General Fund	9/8/2025	256.72
Federal Express Corporation dba FedEx	Postage	Other- Countywide Expenses	General Fund	9/8/2025	193.27
Federal Express Corporation dba FedEx	Postage	Other- Countywide Expenses	General Fund	9/8/2025	8.81
Federal Express Corporation dba FedEx	Postage	Other- Countywide Expenses	General Fund	9/8/2025	13.64
Federal Express Corporation dba FedEx	Postage	Other- Countywide Expenses	General Fund	9/8/2025	196.95
JP Morgan Chase Bank N.A.	Software Licensing Cost	Other- Countywide Expenses	General Fund	9/22/2025	20.00
JP Morgan Chase Bank N.A.	Software Licensing Cost	Other- Countywide Expenses	General Fund	9/22/2025	4,423.14
JP Morgan Chase Bank N.A.	Software Licensing Cost	Other- Countywide Expenses	General Fund	9/22/2025	40.00
Insight Public Sector Inc	Miscellaneous Contractual Exp	Other- Countywide Expenses	General Fund	9/22/2025	125,400.00
JP Morgan Chase Bank N.A.	Telephone	Other- Countywide Expenses	General Fund	9/22/2025	266.45
PTS Communications, Inc.	Telephone	Other- Countywide Expenses	General Fund	9/22/2025	100.00
Verizon Wireless	Cellular Phone	Other- Countywide Expenses	General Fund	9/8/2025	36,165.62
AT&T Mobility	Cellular Phone	Other- Countywide Expenses	General Fund	9/22/2025	62.50
AT&T Mobility	Cellular Phone	Other- Countywide Expenses	General Fund	9/22/2025	28.12
Spok, Inc.	Cellular Phone	Other- Countywide Expenses	General Fund	9/22/2025	12.98
T-Mobile USA, Inc.	Cellular Phone	Other- Countywide Expenses	General Fund	9/22/2025	3.00
Lindsey Brusky	Internet	Other- Countywide Expenses	General Fund	9/8/2025	226.00
Thomas Cunningham	Internet	Other- Countywide Expenses	General Fund	9/8/2025	129.90
Andrew Dohr	Internet	Other- Countywide Expenses	General Fund	9/8/2025	89.95

VENDOR	NATURE OF CLAIM	OFFICE / DEPARTMENT	FUND	DATE PAID	AMOUNT PAID
Stephen Dolewski	Internet	Other- Countywide Expenses	General Fund	9/8/2025	109.99
DuoCircle, LLC	Internet	Other- Countywide Expenses	General Fund	9/8/2025	720.00
Benjamin J. Fox	Internet	Other- Countywide Expenses	General Fund	9/8/2025	141.98
Jon Kloese	Internet	Other- Countywide Expenses	General Fund	9/8/2025	190.00
Corey Malis	Internet	Other- Countywide Expenses	General Fund	9/8/2025	109.00
Blair Peters	Internet	Other- Countywide Expenses	General Fund	9/8/2025	170.00
Robert M. Shive	Internet	Other- Countywide Expenses	General Fund	9/8/2025	180.00
Adam Tedder	Internet	Other- Countywide Expenses	General Fund	9/8/2025	179.98
John Zakosek	Internet	Other- Countywide Expenses	General Fund	9/8/2025	190.00
Steven Shackleton	Internet	Other- Countywide Expenses	General Fund	9/22/2025	190.00
Eric C. Gwillim	Internet	Other- Countywide Expenses	General Fund	9/22/2025	190.00
JP Morgan Chase Bank N.A.	Internet	Other- Countywide Expenses	General Fund	9/22/2025	2,971.87
JP Morgan Chase Bank N.A.	Internet	Other- Countywide Expenses	General Fund	9/22/2025	146.08
JP Morgan Chase Bank N.A.	Internet	Other- Countywide Expenses	General Fund	9/22/2025	127.00
Darin P. Earl	Internet	Other- Countywide Expenses	General Fund	9/22/2025	119.99
Gary Erickson	Internet	Other- Countywide Expenses	General Fund	9/22/2025	99.99
Andrew Dohr	Internet	Other- Countywide Expenses	General Fund	9/22/2025	57.95
Thomas Cunningham	Internet	Other- Countywide Expenses	General Fund	9/22/2025	64.95
JP Morgan Chase Bank N.A.	Miscellaneous Supplies	Other- Countywide Expenses	General Fund	9/22/2025	277.67
H&H Electric Co.	Liability Insurance	Human Resource Management	Insurance Liability	9/8/2025	3,367.65
H&H Electric Co.	Liability Insurance	Human Resource Management	Insurance Liability	9/8/2025	4,785.00
Physicians Immediate Care Chicago, PLLC	Liability Insurance	Human Resource Management	Insurance Liability	9/8/2025	504.00
West Bend Mutual Insurance Company	Liability Insurance	Human Resource Management	Insurance Liability	9/8/2025	20.00
West Bend Mutual Insurance Company	Liability Insurance	Human Resource Management	Insurance Liability	9/8/2025	20.00
West Bend Mutual Insurance Company	Liability Insurance	Human Resource Management	Insurance Liability	9/22/2025	20.00
West Bend Mutual Insurance Company	Liability Insurance	Human Resource Management	Insurance Liability	9/22/2025	20.00
CCMSI	Liability Insurance	Human Resource Management	Insurance Liability	9/22/2025	9,800.17
CCMSI	Workers Compensation	Human Resource Management	Insurance Liability	9/22/2025	81,025.67
Matthew J. Goncher	Workers Compensation	Human Resource Management	Insurance Liability	9/22/2025	978.10
Klein, Thorpe & Jenkins, LTD.	Legal Services	State's Attorney	Insurance Liability	9/8/2025	3,952.50
Edgar K. Collison Law Offices, Ltd.	Legal Services	State's Attorney	Insurance Liability	9/22/2025	4,000.00
James G. Guagliardo	Legal Services	State's Attorney	Insurance Liability	9/22/2025	190.00
Hervas Condon & Bersani, PC	Legal Services	State's Attorney	Insurance Liability	9/22/2025	1,935.00
Hervas Condon & Bersani, PC	Legal Services	State's Attorney	Insurance Liability	9/22/2025	6,102.90
Chronicle Media, LLC	Legal Trial Notices	State's Attorney	Insurance Liability	9/8/2025	30.00
Chronicle Media, LLC	Legal Trial Notices	State's Attorney	Insurance Liability	9/22/2025	240.00
Chronicle Media, LLC	Legal Trial Notices	State's Attorney	Insurance Liability	9/22/2025	90.00
Shaw Suburban Media dba Shaw Media	Legal Trial Notices	State's Attorney	Insurance Liability	9/22/2025	83.34
Impact Networking, LLC	Repairs and Maint- Copiers	State's Attorney	Insurance Liability	9/8/2025	366.66
Toshiba America Business Solutions, Inc	Repairs and Maint- Copiers	State's Attorney	Insurance Liability	9/8/2025	32.37
DS Services of America, Inc. dba Primo Water NA	Office Supplies	State's Attorney	Insurance Liability	9/22/2025	133.38
JP Morgan Chase Bank N.A.	Office Supplies	State's Attorney	Insurance Liability	9/22/2025	108.10
JP Morgan Chase Bank N.A.	Office Supplies	State's Attorney	Insurance Liability	9/22/2025	12.99
Warehouse Direct, Inc.	Office Supplies	State's Attorney	Insurance Liability	9/22/2025	42.86
JP Morgan Chase Bank N.A.	Computer Software- Non Capital	State's Attorney	Insurance Liability	9/22/2025	330.00
JP Morgan Chase Bank N.A.	Computer Software- Non Capital	State's Attorney	Insurance Liability	9/22/2025	164.36
DS Services of America, Inc. dba Primo Water NA	Office Supplies	Information Technologies	Geographic Information Systems	9/22/2025	12.97
JP Morgan Chase Bank N.A.	Office Supplies	Information Technologies	Geographic Information Systems	9/22/2025	13.68
JP Morgan Chase Bank N.A.	Computer Related Supplies	Information Technologies	Geographic Information Systems	9/22/2025	15.55
JP Morgan Chase Bank N.A.	Books and Subscriptions	Information Technologies	Geographic Information Systems	9/22/2025	96.00
Insight Public Sector Inc	Computer Hardware- Non Capital	Information Technologies	Geographic Information Systems	9/8/2025	1,622.00

VENDOR	NATURE OF CLAIM	OFFICE / DEPARTMENT	FUND	DATE PAID	AMOUNT PAID
Marklund Charities	External Grants	County Board	Grand Victoria Casino Elgin	9/22/2025	12,400.00
Defin.Net Solutions, Inc.	Contractual/Consulting Services	Other- Countywide Expenses	Public Safety Sales Tax	9/8/2025	10,500.00
Metronet Systems Holdings, LLC dba Metro Fibernet	Contractual/Consulting Services	Other- Countywide Expenses	Public Safety Sales Tax	9/8/2025	700.00
Metronet Systems Holdings, LLC dba Metro Fibernet	Contractual/Consulting Services	Other- Countywide Expenses	Public Safety Sales Tax	9/8/2025	700.00
VETRO, Inc.	Contractual/Consulting Services	Other- Countywide Expenses	Public Safety Sales Tax	9/22/2025	25,000.00
Defin.Net Solutions, Inc.	Contractual/Consulting Services	Other- Countywide Expenses	Public Safety Sales Tax	9/22/2025	13,000.00
Tyler Technologies, Inc. (New World)	Software Licensing Cost	Other- Countywide Expenses	Public Safety Sales Tax	9/8/2025	16,392.52
NAT Tech, Inc. dba National Technologies NTI	Communications Equipment	Other- Countywide Expenses	Public Safety Sales Tax	9/8/2025	10,043.00
NAT Tech, Inc. dba National Technologies NTI	Communications Equipment	Other- Countywide Expenses	Public Safety Sales Tax	9/8/2025	22,640.00
USIC Locating Services LLC	Communications Equipment	Other- Countywide Expenses	Public Safety Sales Tax	9/22/2025	1,762.88
Defin.Net Solutions, Inc.	Contractual/Consulting Services	Other- Countywide Expenses	Judicial Technology Sales Tax	9/8/2025	9,500.00
Defin.Net Solutions, Inc.	Contractual/Consulting Services	Other- Countywide Expenses	Judicial Technology Sales Tax	9/22/2025	12,000.00
JP Morgan Chase Bank N.A.	Contractual/Consulting Services	Other- Countywide Expenses	Judicial Technology Sales Tax	9/22/2025	208.33
Tyler Technologies, Inc. (New World)	Software Licensing Cost	Other- Countywide Expenses	Judicial Technology Sales Tax	9/8/2025	123,093.75
Tyler Technologies, Inc. (New World)	Software Licensing Cost	Other- Countywide Expenses	Judicial Technology Sales Tax	9/22/2025	170,842.35
Charles A. Lasky	Conferences and Meetings	Other- Countywide Expenses	Judicial Technology Sales Tax	9/8/2025	500.36
Chicago Parts and Sound, LLC	Automotive Equipment	Sheriff	Sheriff's Vehicle & Equipment	9/8/2025	2,308.36
Riggs Brothers, Inc.	Automotive Equipment	Sheriff	Sheriff's Vehicle & Equipment	9/8/2025	200.00
Stock Enterprises, LLC	Automotive Equipment	Sheriff	Sheriff's Vehicle & Equipment	9/8/2025	8,382.30
Chicago Parts and Sound, LLC	Automotive Equipment	Sheriff	Sheriff's Vehicle & Equipment	9/22/2025	928.32
JP Morgan Chase Bank N.A.	Automotive Equipment	Sheriff	Sheriff's Vehicle & Equipment	9/22/2025	41.99
Gordon Flesch Company, Inc.	Repairs and Maint- Copiers	Recorder	Recorder's Automation	9/22/2025	0.79
Gordon Flesch Company, Inc.	Repairs and Maint- Copiers	Recorder	Recorder's Automation	9/22/2025	3.69
Imprint Enterprises, Inc.	Computer Related Supplies	Recorder	Recorder's Automation	9/8/2025	256.00
Land-Code, LLC	Computer Related Supplies	Recorder	Recorder's Automation	9/8/2025	454.85
Kane County Bar Foundation, Inc.	Contractual/Consulting Services	Judiciary and Courts	Children's Waiting Room	9/8/2025	14,710.64
JP Morgan Chase Bank N.A.	Conferences and Meetings	Circuit Clerk	Court Automation	9/22/2025	424.96
Groot Recycling dba Accurate Document Destruction	Destruction of Records Services	Circuit Clerk	Court Document Storage	9/22/2025	520.38
Canon USA, Inc.	Repairs and Maint- Copiers	Circuit Clerk	Court Document Storage	9/8/2025	13.62
Canon USA, Inc.	Repairs and Maint- Copiers	Circuit Clerk	Court Document Storage	9/8/2025	11.19
Canon USA, Inc.	Repairs and Maint- Copiers	Circuit Clerk	Court Document Storage	9/22/2025	10.14
Canon USA, Inc.	Repairs and Maint- Copiers	Circuit Clerk	Court Document Storage	9/22/2025	101.78
Canon USA, Inc.	Repairs and Maint- Copiers	Circuit Clerk	Court Document Storage	9/22/2025	39.01
Canon USA, Inc.	Repairs and Maint- Copiers	Circuit Clerk	Court Document Storage	9/22/2025	82.80
Canon USA, Inc.	Repairs and Maint- Copiers	Circuit Clerk	Court Document Storage	9/22/2025	12.76
Canon USA, Inc.	Office Supplies	Circuit Clerk	Court Document Storage	9/8/2025	9,114.54
Cummins-Allison Corporation	Repairs and Maint- Equipment	Circuit Clerk	Circuit Clerk Admin Services	9/22/2025	2,567.04
JP Morgan Chase Bank N.A.	Conferences and Meetings	Circuit Clerk	Circuit Clk Electronic Citation	9/22/2025	225.00
Baker Tilly Advisory Group Parent, LP	Contractual/Consulting Services	Circuit Clerk	Circuit Ct Clerk Op and Admin	9/22/2025	0.00
Warehouse Direct, Inc.	Office Supplies	State's Attorney	Title IV-D	9/8/2025	606.80
Margaret (Peggy) R. Beddard	Court Reporter Costs	State's Attorney	Drug Prosecution	9/8/2025	76.00
Mary Jo D'Avola	Court Reporter Costs	State's Attorney	Drug Prosecution	9/8/2025	32.00
Dana D. Bollman	Court Reporter Costs	State's Attorney	Drug Prosecution	9/22/2025	160.00
Nicole M. Breytspraak	Court Reporter Costs	State's Attorney	Drug Prosecution	9/22/2025	48.00
Jennifer A. Campbell	Court Reporter Costs	State's Attorney	Drug Prosecution	9/22/2025	116.00
[redacted]		State's Attorney	Child Advocacy Center	9/22/2025	64.05
[redacted]		State's Attorney	Child Advocacy Center	9/22/2025	39.90
Margaret (Peggy) R. Beddard	Court Reporter Costs	State's Attorney	Child Advocacy Center	9/8/2025	152.00
Nicole M. Breytspraak	Court Reporter Costs	State's Attorney	Child Advocacy Center	9/22/2025	28.00
Impact Networking, LLC	Repairs and Maint- Copiers	State's Attorney	Child Advocacy Center	9/8/2025	733.32
Impact Networking, LLC	Repairs and Maint- Copiers	State's Attorney	Child Advocacy Center	9/22/2025	954.00

VENDOR	NATURE OF CLAIM	OFFICE / DEPARTMENT	FUND	DATE PAID	AMOUNT PAID
Toshiba America Business Solutions, Inc	Repairs and Maint- Copiers	State's Attorney	Child Advocacy Center	9/22/2025	24.74
Amy D. Bucci	Conferences and Meetings	State's Attorney	Child Advocacy Center	9/8/2025	338.90
Silvia Cruz	Conferences and Meetings	State's Attorney	Child Advocacy Center	9/8/2025	485.69
Amanda C. Lietz	Conferences and Meetings	State's Attorney	Child Advocacy Center	9/8/2025	324.34
Yeraldi Morales	Conferences and Meetings	State's Attorney	Child Advocacy Center	9/8/2025	184.60
Julie Pohlman	Conferences and Meetings	State's Attorney	Child Advocacy Center	9/8/2025	311.95
Flor E. Rodriguez	Conferences and Meetings	State's Attorney	Child Advocacy Center	9/8/2025	324.20
Bridget Sabbia	Conferences and Meetings	State's Attorney	Child Advocacy Center	9/8/2025	517.15
Kallie Sakamoto	Conferences and Meetings	State's Attorney	Child Advocacy Center	9/8/2025	337.22
Lori Schmidt	Conferences and Meetings	State's Attorney	Child Advocacy Center	9/8/2025	421.01
David J Smith	Conferences and Meetings	State's Attorney	Child Advocacy Center	9/8/2025	285.00
Cali Stephenson	Conferences and Meetings	State's Attorney	Child Advocacy Center	9/8/2025	338.97
Alexandra Storto	Conferences and Meetings	State's Attorney	Child Advocacy Center	9/8/2025	312.02
Morgan Wilkinson	Conferences and Meetings	State's Attorney	Child Advocacy Center	9/8/2025	318.60
Stacey Wittman	Conferences and Meetings	State's Attorney	Child Advocacy Center	9/8/2025	338.97
Michael Zeigler	Conferences and Meetings	State's Attorney	Child Advocacy Center	9/22/2025	336.10
JP Morgan Chase Bank N.A.	Conferences and Meetings	State's Attorney	Child Advocacy Center	9/22/2025	2,138.76
DS Services of America, Inc. dba Primo Water NA	Operating Supplies	State's Attorney	Child Advocacy Center	9/22/2025	65.44
Thomson Reuters GRC, Inc. (West Government)	Books and Subscriptions	State's Attorney	Child Advocacy Center	9/22/2025	127.05
JP Morgan Chase Bank N.A.	Computer Software- Non Capital	State's Attorney	Child Advocacy Center	9/22/2025	16.99
WEX BANK	Fuel- Vehicles	State's Attorney	Child Advocacy Center	9/22/2025	214.46
Verizon Wireless	Operating Supplies	Public Defender	Public Defender Special Fund	9/8/2025	1,009.07
JP Morgan Chase Bank N.A.	Operating Supplies	Emergency Management Services	EMA Volunteer Fund	9/22/2025	131.85
Gordon Flesch Company, Inc.	Repairs and Maint- Copiers	Law Library	Law Library	9/22/2025	150.76
Gordon Flesch Company, Inc.	Repairs and Maint- Copiers	Law Library	Law Library	9/22/2025	107.94
Izabella M. Cyran	Employee Mileage Expense	Law Library	Law Library	9/8/2025	54.60
Halle Eichert	Employee Mileage Expense	Law Library	Law Library	9/8/2025	53.90
Ellen Fultz-Schmid	Employee Mileage Expense	Law Library	Law Library	9/8/2025	27.30
JP Morgan Chase Bank N.A.	Office Supplies	Law Library	Law Library	9/22/2025	79.99
Compendium Library Services LLC	Computer Related Supplies	Law Library	Law Library	9/22/2025	1,150.00
JP Morgan Chase Bank N.A.	Computer Related Supplies	Law Library	Law Library	9/22/2025	144.00
RELX Inc. dba LexisNexis	Computer Related Supplies	Law Library	Law Library	9/22/2025	1,330.00
RELX Inc. dba LexisNexis	Computer Related Supplies	Law Library	Law Library	9/22/2025	899.00
Illinois Institute for Continuing Legal Ed (IICLE)	Books and Subscriptions	Law Library	Law Library	9/22/2025	135.00
Illinois Institute for Continuing Legal Ed (IICLE)	Books and Subscriptions	Law Library	Law Library	9/22/2025	112.50
Illinois State Bar Association	Books and Subscriptions	Law Library	Law Library	9/22/2025	155.22
JP Morgan Chase Bank N.A.	Books and Subscriptions	Law Library	Law Library	9/22/2025	390.77
Matthew Bender & Co. dba LexisNexis Matthew Bender	Books and Subscriptions	Law Library	Law Library	9/22/2025	320.31
Matthew Bender & Co. dba LexisNexis Matthew Bender	Books and Subscriptions	Law Library	Law Library	9/22/2025	590.61
Matthew Bender & Co. dba LexisNexis Matthew Bender	Books and Subscriptions	Law Library	Law Library	9/22/2025	329.31
Matthew Bender & Co. dba LexisNexis Matthew Bender	Books and Subscriptions	Law Library	Law Library	9/22/2025	549.61
Thomson Reuters GRC, Inc. (West Government)	Books and Subscriptions	Law Library	Law Library	9/22/2025	21,721.79
Thomson Reuters GRC, Inc. (West Government)	Books and Subscriptions	Law Library	Law Library	9/22/2025	4,341.50
DS Services of America, Inc. dba Primo Water NA	Food	Law Library	Law Library	9/22/2025	2.99
Air One Equipment, Inc.	Operating Supplies	Sheriff	Cannabis Regulation - Local	9/22/2025	840.00
Insight Public Sector Inc	Operating Supplies	Sheriff	Cannabis Regulation - Local	9/22/2025	15,440.00
JP Morgan Chase Bank N.A.	Operating Supplies	Sheriff	Cannabis Regulation - Local	9/22/2025	354.87
Kane County Sheriff - Petty Cash	Operating Supplies	Sheriff	Cannabis Regulation - Local	9/22/2025	4,850.00
RMT Solutions	Operating Supplies	Sheriff	Cannabis Regulation - Local	9/22/2025	4,000.00
JP Morgan Chase Bank N.A.	Operating Supplies	Sheriff	Sheriff DEF Federal - Treasury	9/22/2025	851.07
JP Morgan Chase Bank N.A.	Operating Supplies	Sheriff	Sheriff DEF Federal - Treasury	9/22/2025	529.90

VENDOR	NATURE OF CLAIM	OFFICE / DEPARTMENT	FUND	DATE PAID	AMOUNT PAID
getResQ911	Salaries and Wages	Kane Comm	Kane Comm	9/8/2025	15,050.00
JP Morgan Chase Bank N.A.	Contractual/Consulting Services	Kane Comm	Kane Comm	9/22/2025	17.91
Lilly Counseling and Consultation	Contractual/Consulting Services	Kane Comm	Kane Comm	9/22/2025	320.00
Insight Public Sector Inc	Repairs and Maint- Comm Equip	Kane Comm	Kane Comm	9/8/2025	706.00
Insight Public Sector Inc	Repairs and Maint- Comm Equip	Kane Comm	Kane Comm	9/8/2025	1,628.00
Midwest Public Safety Communications, Inc.	Repairs and Maint- Comm Equip	Kane Comm	Kane Comm	9/22/2025	8,544.98
Rehm Electric Shop, Inc.	Repairs and Maint- Comm Equip	Kane Comm	Kane Comm	9/22/2025	300.00
Tyler Technologies, Inc. (New World)	Repairs and Maint- Comm Equip	Kane Comm	Kane Comm	9/22/2025	840.00
JP Morgan Chase Bank N.A.	Employee Training	Kane Comm	Kane Comm	9/22/2025	35.00
Sarah Stoffa	Employee Mileage Expense	Kane Comm	Kane Comm	9/8/2025	21.56
JP Morgan Chase Bank N.A.	Pre-Employment Physicals	Kane Comm	Kane Comm	9/22/2025	291.00
Warehouse Direct, Inc.	Office Supplies	Kane Comm	Kane Comm	9/8/2025	92.16
Michelle Guthrie	Operating Supplies	Kane Comm	Kane Comm	9/8/2025	20.69
Guardian Alliance Technologies, Inc.	Computer Related Supplies	Kane Comm	Kane Comm	9/22/2025	330.00
JP Morgan Chase Bank N.A.	Computer Related Supplies	Kane Comm	Kane Comm	9/22/2025	65.41
Nickerson & Associates P C	Contractual/Consulting Services	Court Services	Probation Services	9/8/2025	23,400.00
Nickerson & Associates P C	Contractual/Consulting Services	Court Services	Probation Services	9/8/2025	22,650.00
Language Line Services	Contractual/Consulting Services	Court Services	Probation Services	9/22/2025	2,209.32
Braden Counseling Center, P.C.	Psychological/Psychiatric Srvs	Court Services	Probation Services	9/8/2025	90.00
Braden Counseling Center, P.C.	Psychological/Psychiatric Srvs	Court Services	Probation Services	9/8/2025	200.00
Mutual Ground, Inc.	Psychological/Psychiatric Srvs	Court Services	Probation Services	9/8/2025	65.00
Mutual Ground, Inc.	Psychological/Psychiatric Srvs	Court Services	Probation Services	9/22/2025	65.00
Braden Counseling Center, P.C.	Psychological/Psychiatric Srvs	Court Services	Probation Services	9/22/2025	85.00
Braden Counseling Center, P.C.	Psychological/Psychiatric Srvs	Court Services	Probation Services	9/22/2025	85.00
Braden Counseling Center, P.C.	Psychological/Psychiatric Srvs	Court Services	Probation Services	9/22/2025	85.00
Braden Counseling Center, P.C.	Psychological/Psychiatric Srvs	Court Services	Probation Services	9/22/2025	85.00
Braden Counseling Center, P.C.	Psychological/Psychiatric Srvs	Court Services	Probation Services	9/22/2025	85.00
Braden Counseling Center, P.C.	Psychological/Psychiatric Srvs	Court Services	Probation Services	9/22/2025	85.00
Care Clinics, Inc.	Psychological/Psychiatric Srvs	Court Services	Probation Services	9/22/2025	125.00
Ecker Center for Mental Health	Psychological/Psychiatric Srvs	Court Services	Probation Services	9/22/2025	4,166.00
Lighthouse Recovery, Inc.	Psychological/Psychiatric Srvs	Court Services	Probation Services	9/22/2025	301.00
Lighthouse Recovery, Inc.	Psychological/Psychiatric Srvs	Court Services	Probation Services	9/22/2025	250.00
Associates in Behavioral Health Care ABC - DUI	Psychological/Psychiatric Srvs	Court Services	Probation Services	9/22/2025	450.00
Associates in Behavioral Health Care ABC - DUI	Psychological/Psychiatric Srvs	Court Services	Probation Services	9/22/2025	450.00
Associates in Behavioral Health Care ABC - DUI	Psychological/Psychiatric Srvs	Court Services	Probation Services	9/22/2025	400.00
Associates in Behavioral Health Care ABC - DUI	Psychological/Psychiatric Srvs	Court Services	Probation Services	9/22/2025	250.00
cFive Solutions, Inc.	Software Licensing Cost	Court Services	Probation Services	9/8/2025	17,031.76
JP Morgan Chase Bank N.A.	Software Licensing Cost	Court Services	Probation Services	9/22/2025	1,840.00
Eagle Eye Polygraph, LLC	Polygraph Testing	Court Services	Probation Services	9/8/2025	350.00
Chicago Transit Authority	Incentives	Court Services	Probation Services	9/8/2025	1,550.00
JP Morgan Chase Bank N.A.	Incentives	Court Services	Probation Services	9/22/2025	1,800.00
Abel Screening, Inc.	Testing Materials	Court Services	Probation Services	9/22/2025	79.00
Abel Screening, Inc.	Testing Materials	Court Services	Probation Services	9/22/2025	79.00
Abel Screening, Inc.	Testing Materials	Court Services	Probation Services	9/22/2025	79.00
Abel Screening, Inc.	Testing Materials	Court Services	Probation Services	9/22/2025	79.00
Abel Screening, Inc.	Testing Materials	Court Services	Probation Services	9/22/2025	79.00
Abel Screening, Inc.	Testing Materials	Court Services	Probation Services	9/22/2025	79.00
Abel Screening, Inc.	Testing Materials	Court Services	Probation Services	9/22/2025	79.00
Abel Screening, Inc.	Testing Materials	Court Services	Probation Services	9/22/2025	79.00
Ecker Center for Mental Health	Contractual/Consulting Services	Court Services	Drug Court Special Resources	9/22/2025	1,250.00
Ecker Center for Mental Health	Contractual/Consulting Services	Court Services	Drug Court Special Resources	9/22/2025	515.34

VENDOR	NATURE OF CLAIM	OFFICE / DEPARTMENT	FUND	DATE PAID	AMOUNT PAID
Ecker Center for Mental Health	Contractual/Consulting Services	Court Services	Drug Court Special Resources	9/22/2025	1,250.00
Ecker Center for Mental Health	Contractual/Consulting Services	Court Services	Drug Court Special Resources	9/22/2025	595.34
Gateway Foundation	Contractual/Consulting Services	Court Services	Drug Court Special Resources	9/22/2025	1,670.00
Redwood Toxicology Inc.	Lab Services	Court Services	Drug Court Special Resources	9/22/2025	3,334.47
Gateway Foundation	Residential Treatment	Court Services	Drug Court Special Resources	9/22/2025	5,544.00
Paddock Publications (Daily Herald)	General Advertising	Court Services	Drug Court Special Resources	9/8/2025	43.70
JP Morgan Chase Bank N.A.	Employee Training	Court Services	Drug Court Special Resources	9/22/2025	170.00
JP Morgan Chase Bank N.A.	Sanction Incentives	Court Services	Drug Court Special Resources	9/22/2025	118.85
JP Morgan Chase Bank N.A.	Peer Group Activities Supplies	Court Services	Drug Court Special Resources	9/22/2025	155.51
WEX BANK	Fuel- Vehicles	Court Services	Drug Court Special Resources	9/22/2025	44.12
Lighthouse Recovery, Inc.	Psychological/Psychiatric Srvs	Court Services	DUI Court	9/8/2025	2,150.00
Lighthouse Recovery, Inc.	Psychological/Psychiatric Srvs	Court Services	DUI Court	9/8/2025	650.00
Lighthouse Recovery, Inc.	Psychological/Psychiatric Srvs	Court Services	DUI Court	9/8/2025	2,300.00
Lighthouse Recovery, Inc.	Psychological/Psychiatric Srvs	Court Services	DUI Court	9/8/2025	500.00
Lighthouse Recovery, Inc.	Psychological/Psychiatric Srvs	Court Services	DUI Court	9/8/2025	1,600.00
Lighthouse Recovery, Inc.	Psychological/Psychiatric Srvs	Court Services	DUI Court	9/8/2025	2,150.00
Lighthouse Recovery, Inc.	Psychological/Psychiatric Srvs	Court Services	DUI Court	9/8/2025	800.00
Lighthouse Recovery, Inc.	Psychological/Psychiatric Srvs	Court Services	DUI Court	9/8/2025	800.00
Lighthouse Recovery, Inc.	Psychological/Psychiatric Srvs	Court Services	DUI Court	9/8/2025	900.00
Lighthouse Recovery, Inc.	Psychological/Psychiatric Srvs	Court Services	DUI Court	9/22/2025	150.00
Lighthouse Recovery, Inc.	Psychological/Psychiatric Srvs	Court Services	DUI Court	9/22/2025	300.00
Lighthouse Recovery, Inc.	Psychological/Psychiatric Srvs	Court Services	DUI Court	9/22/2025	300.00
Lighthouse Recovery, Inc.	Psychological/Psychiatric Srvs	Court Services	DUI Court	9/22/2025	1,810.00
Lighthouse Recovery, Inc.	Psychological/Psychiatric Srvs	Court Services	DUI Court	9/22/2025	3,000.00
Lighthouse Recovery, Inc.	Psychological/Psychiatric Srvs	Court Services	DUI Court	9/22/2025	300.00
Lighthouse Recovery, Inc.	Psychological/Psychiatric Srvs	Court Services	DUI Court	9/22/2025	200.00
Lighthouse Recovery, Inc.	Psychological/Psychiatric Srvs	Court Services	DUI Court	9/22/2025	740.00
Oxford House Elk Grove	Psychological/Psychiatric Srvs	Court Services	DUI Court	9/22/2025	740.00
Lighthouse Recovery, Inc.	Lab Services	Court Services	DUI Court	9/8/2025	360.00
Lighthouse Recovery, Inc.	Lab Services	Court Services	DUI Court	9/8/2025	240.00
Lighthouse Recovery, Inc.	Lab Services	Court Services	DUI Court	9/8/2025	80.00
Lighthouse Recovery, Inc.	Lab Services	Court Services	DUI Court	9/8/2025	160.00
Lighthouse Recovery, Inc.	Lab Services	Court Services	DUI Court	9/8/2025	400.00
Lighthouse Recovery, Inc.	Lab Services	Court Services	DUI Court	9/8/2025	640.00
Lighthouse Recovery, Inc.	Lab Services	Court Services	DUI Court	9/8/2025	240.00
Lighthouse Recovery, Inc.	Lab Services	Court Services	DUI Court	9/8/2025	160.00
Lighthouse Recovery, Inc.	Lab Services	Court Services	DUI Court	9/8/2025	240.00
Redwood Toxicology Inc.	Lab Services	Court Services	DUI Court	9/22/2025	5,004.01
Marlin Leasing Corporation dba PEAC Solutions	Miscellaneous Contractual Exp	Coroner	Coroner Administration	9/8/2025	498.00
Stericycle, Inc.	Miscellaneous Contractual Exp	Coroner	Coroner Administration	9/22/2025	868.29
DS Services of America, Inc. dba Primo Water NA	Miscellaneous Contractual Exp	Coroner	Coroner Administration	9/22/2025	52.91
JP Morgan Chase Bank N.A.	Miscellaneous Contractual Exp	Coroner	Coroner Administration	9/22/2025	75.00
Marberry Cleaners & Launderers	Miscellaneous Contractual Exp	Coroner	Coroner Administration	9/22/2025	422.25
JP Morgan Chase Bank N.A.	Office Supplies	Coroner	Coroner Administration	9/22/2025	126.60
Southland Medical, LLC	Operating Supplies	Coroner	Coroner Administration	9/8/2025	529.17
JP Morgan Chase Bank N.A.	Operating Supplies	Coroner	Coroner Administration	9/22/2025	385.02
JP Morgan Chase Bank N.A.	Operating Supplies	Coroner	Coroner Administration	9/22/2025	40.00
DuPage Salt Company	Contractual/Consulting Services	Animal Control	Animal Control	9/8/2025	37.20
DuPage Salt Company	Contractual/Consulting Services	Animal Control	Animal Control	9/8/2025	37.20
Ratliff Landscaping Inc	Contractual/Consulting Services	Animal Control	Animal Control	9/8/2025	1,390.00
Jeffrey R. Wieser	Contractual/Consulting Services	Animal Control	Animal Control	9/8/2025	400.00

VENDOR	NATURE OF CLAIM	OFFICE / DEPARTMENT	FUND	DATE PAID	AMOUNT PAID
Waste Management of Illinois - West	Contractual/Consulting Services	Animal Control	Animal Control	9/22/2025	110.35
JP Morgan Chase Bank N.A.	Veterinarian Services	Animal Control	Animal Control	9/22/2025	648.90
Trusted Journey Pet Memorial Services	Cremation Services	Animal Control	Animal Control	9/22/2025	305.00
Trusted Journey Pet Memorial Services	Cremation Services	Animal Control	Animal Control	9/22/2025	605.00
Trusted Journey Pet Memorial Services	Cremation Services	Animal Control	Animal Control	9/22/2025	783.50
Trusted Journey Pet Memorial Services	Cremation Services	Animal Control	Animal Control	9/22/2025	472.10
Trusted Journey Pet Memorial Services	Cremation Services	Animal Control	Animal Control	9/22/2025	472.10
Trusted Journey Pet Memorial Services	Cremation Services	Animal Control	Animal Control	9/22/2025	472.10
JP Morgan Chase Bank N.A.	Repairs and Maint- Buildings	Animal Control	Animal Control	9/22/2025	86.99
JP Morgan Chase Bank N.A.	General Advertising	Animal Control	Animal Control	9/22/2025	3,143.83
JP Morgan Chase Bank N.A.	Employee Training	Animal Control	Animal Control	9/22/2025	218.38
DS Services of America, Inc. dba Primo Water NA	Office Supplies	Animal Control	Animal Control	9/8/2025	42.91
DS Services of America, Inc. dba Primo Water NA	Office Supplies	Animal Control	Animal Control	9/22/2025	52.39
JP Morgan Chase Bank N.A.	Office Supplies	Animal Control	Animal Control	9/22/2025	387.96
Warehouse Direct, Inc.	Office Supplies	Animal Control	Animal Control	9/22/2025	107.10
JP Morgan Chase Bank N.A.	Operating Supplies	Animal Control	Animal Control	9/22/2025	393.27
City of Geneva	Utilities- Water	Animal Control	Animal Control	9/8/2025	518.32
JP Morgan Chase Bank N.A.	Animal Care Supplies	Animal Control	Animal Control	9/22/2025	439.38
Midwest Veterinary Supply, Inc.	Animal Care Supplies	Animal Control	Animal Control	9/22/2025	378.54
Midwest Veterinary Supply, Inc.	Animal Care Supplies	Animal Control	Animal Control	9/22/2025	352.71
Midwest Veterinary Supply, Inc.	Animal Care Supplies	Animal Control	Animal Control	9/22/2025	55.79
JP Morgan Chase Bank N.A.	Cleaning Supplies	Animal Control	Animal Control	9/22/2025	57.14
Midwest Veterinary Supply, Inc.	Medical Supplies and Drugs	Animal Control	Animal Control	9/8/2025	256.35
Midwest Veterinary Supply, Inc.	Medical Supplies and Drugs	Animal Control	Animal Control	9/8/2025	1,436.81
Midwest Veterinary Supply, Inc.	Medical Supplies and Drugs	Animal Control	Animal Control	9/8/2025	60.88
Midwest Veterinary Supply, Inc.	Medical Supplies and Drugs	Animal Control	Animal Control	9/8/2025	268.58
Midwest Veterinary Supply, Inc.	Medical Supplies and Drugs	Animal Control	Animal Control	9/8/2025	259.98
Midwest Veterinary Supply, Inc.	Medical Supplies and Drugs	Animal Control	Animal Control	9/22/2025	218.66
Midwest Veterinary Supply, Inc.	Medical Supplies and Drugs	Animal Control	Animal Control	9/22/2025	193.19
Nicor Gas	Utilities- Natural Gas	Animal Control	Animal Control	9/22/2025	219.53
City of Geneva	Utilities- Electric	Animal Control	Animal Control	9/8/2025	1,432.23
WCP Financials, LLC	Utilities- Electric	Animal Control	Animal Control	9/22/2025	106.98
WEX BANK	Fuel- Vehicles	Animal Control	Animal Control	9/22/2025	971.84
Hampton Lenzini & Renwick, Inc.	Engineering Services	Transportation	County Highway	9/8/2025	4,380.00
J Patrick Jaeger	Legal Services	Transportation	County Highway	9/8/2025	4,000.00
Accela, Inc.	Software Licensing Cost	Transportation	County Highway	9/22/2025	25,525.63
Alarm Detection Systems, Inc.	Security Services	Transportation	County Highway	9/8/2025	1,140.00
Alarm Detection Systems, Inc.	Security Services	Transportation	County Highway	9/8/2025	170.00
Alarm Detection Systems, Inc.	Security Services	Transportation	County Highway	9/8/2025	348.00
Alarm Detection Systems, Inc.	Security Services	Transportation	County Highway	9/8/2025	602.04
Alarm Detection Systems, Inc.	Security Services	Transportation	County Highway	9/8/2025	348.00
Alarm Detection Systems, Inc.	Security Services	Transportation	County Highway	9/8/2025	195.00
Culligan Tri City Soft Water	Disposal and Water Softener Srvs	Transportation	County Highway	9/8/2025	91.50
Heritage-Crystal Clean, LLC	Disposal and Water Softener Srvs	Transportation	County Highway	9/8/2025	59.00
JP Morgan Chase Bank N.A.	Disposal and Water Softener Srvs	Transportation	County Highway	9/22/2025	260.00
Waste Management of Illinois - West	Disposal and Water Softener Srvs	Transportation	County Highway	9/22/2025	34.43
Waste Management of Illinois - West	Disposal and Water Softener Srvs	Transportation	County Highway	9/22/2025	508.48
Culligan Tri City Soft Water	Disposal and Water Softener Srvs	Transportation	County Highway	9/22/2025	91.50
DS Services of America, Inc. dba Primo Water NA	Disposal and Water Softener Srvs	Transportation	County Highway	9/22/2025	237.52
Eco Clean Maintenance, Inc.	Janitorial Services	Transportation	County Highway	9/8/2025	3,006.00
G&L Septic, Inc.	Repairs and Maint- Buildings	Transportation	County Highway	9/8/2025	2,275.00

VENDOR	NATURE OF CLAIM	OFFICE / DEPARTMENT	FUND	DATE PAID	AMOUNT PAID
R.J. O'Neil, Inc.	Repairs and Maint- Buildings	Transportation	County Highway	9/8/2025	6,690.00
JP Morgan Chase Bank N.A.	Repairs and Maint- Buildings	Transportation	County Highway	9/22/2025	194.28
Ratliff Landscaping Inc	Repairs and Maint- Grounds	Transportation	County Highway	9/8/2025	712.85
Impact Networking, LLC	Repairs and Maint- Copiers	Transportation	County Highway	9/8/2025	35.20
Petroleum Technologies Equipment, Inc.	Repairs and Maint- Equipment	Transportation	County Highway	9/8/2025	4,350.00
Standard Industrial and Automotive Equipment, Inc.	Repairs and Maint- Equipment	Transportation	County Highway	9/22/2025	390.00
Shaw Suburban Media dba Shaw Media	Legal Printing	Transportation	County Highway	9/8/2025	1,402.70
Shaw Suburban Media dba Shaw Media	Legal Printing	Transportation	County Highway	9/8/2025	1,190.54
Shaw Suburban Media dba Shaw Media	Legal Printing	Transportation	County Highway	9/8/2025	1,484.30
R W Wilson Printing Co	Mapping	Transportation	County Highway	9/22/2025	8,825.00
George Kandathil	Conferences and Meetings	Transportation	County Highway	9/8/2025	13.50
JP Morgan Chase Bank N.A.	Conferences and Meetings	Transportation	County Highway	9/22/2025	358.00
JP Morgan Chase Bank N.A.	Conferences and Meetings	Transportation	County Highway	9/22/2025	557.23
JP Morgan Chase Bank N.A.	Employee Training	Transportation	County Highway	9/22/2025	950.00
JP Morgan Chase Bank N.A.	Employee Training	Transportation	County Highway	9/22/2025	500.00
Gretchen Hannah Klock	Employee Mileage Expense	Transportation	County Highway	9/8/2025	18.06
Illinois Association of County Engineers, Inc.	General Association Dues	Transportation	County Highway	9/8/2025	200.00
Warehouse Direct, Inc.	Office Supplies	Transportation	County Highway	9/8/2025	26.98
Amazon Capital Services Inc	Office Supplies	Transportation	County Highway	9/22/2025	25.19
Amazon Capital Services Inc	Office Supplies	Transportation	County Highway	9/22/2025	25.55
Amazon Capital Services Inc	Office Supplies	Transportation	County Highway	9/22/2025	47.97
Amazon Capital Services Inc	Office Supplies	Transportation	County Highway	9/22/2025	30.93
Amazon Capital Services Inc	Office Supplies	Transportation	County Highway	9/22/2025	69.90
Battery Service Corporation	Office Supplies	Transportation	County Highway	9/22/2025	31.00
JP Morgan Chase Bank N.A.	Office Supplies	Transportation	County Highway	9/22/2025	316.13
The Tree House, Inc.	Office Supplies	Transportation	County Highway	9/22/2025	443.65
Airgas North Central, Inc.	Operating Supplies	Transportation	County Highway	9/8/2025	65.42
Menards, Inc.	Operating Supplies	Transportation	County Highway	9/8/2025	359.95
Municipal Marking Distributors, Inc.	Operating Supplies	Transportation	County Highway	9/8/2025	258.00
Northern Safety & Industrial	Operating Supplies	Transportation	County Highway	9/8/2025	167.51
Ralph Helm, Inc.	Operating Supplies	Transportation	County Highway	9/22/2025	151.98
Zoro	Operating Supplies	Transportation	County Highway	9/22/2025	99.00
Zoro	Operating Supplies	Transportation	County Highway	9/22/2025	111.47
Airgas North Central, Inc.	Operating Supplies	Transportation	County Highway	9/22/2025	65.92
Airgas North Central, Inc.	Operating Supplies	Transportation	County Highway	9/22/2025	67.17
Cintas Corporation	Operating Supplies	Transportation	County Highway	9/22/2025	254.44
JP Morgan Chase Bank N.A.	Operating Supplies	Transportation	County Highway	9/22/2025	193.15
JP Morgan Chase Bank N.A.	Operating Supplies	Transportation	County Highway	9/22/2025	48.20
Federal Express Corporation dba FedEx	Postage	Transportation	County Highway	9/8/2025	64.08
Amazon Capital Services Inc	Buildings and Grounds Supplies	Transportation	County Highway	9/8/2025	529.50
Menards, Inc.	Buildings and Grounds Supplies	Transportation	County Highway	9/8/2025	239.96
Menards, Inc.	Buildings and Grounds Supplies	Transportation	County Highway	9/22/2025	39.97
Menards, Inc.	Buildings and Grounds Supplies	Transportation	County Highway	9/22/2025	108.36
Producers Chemical Company	Buildings and Grounds Supplies	Transportation	County Highway	9/22/2025	-120.00
Producers Chemical Company	Buildings and Grounds Supplies	Transportation	County Highway	9/22/2025	162.18
Grainger Inc	Buildings and Grounds Supplies	Transportation	County Highway	9/22/2025	157.79
JP Morgan Chase Bank N.A.	Buildings and Grounds Supplies	Transportation	County Highway	9/22/2025	945.00
Custom Products Corporation	Sign Material	Transportation	County Highway	9/8/2025	438.76
Production Plus Graphics Inc dba Sign Outlet Store	Sign Material	Transportation	County Highway	9/8/2025	247.80
Priority Products, Inc.	Sign Material	Transportation	County Highway	9/22/2025	105.42
Nicor Gas	Utilities- Natural Gas	Transportation	County Highway	9/8/2025	149.15

VENDOR	NATURE OF CLAIM	OFFICE / DEPARTMENT	FUND	DATE PAID	AMOUNT PAID
Nicor Gas	Utilities- Natural Gas	Transportation	County Highway	9/22/2025	154.03
Nicor Gas	Utilities- Natural Gas	Transportation	County Highway	9/22/2025	149.33
Nicor Gas	Utilities- Natural Gas	Transportation	County Highway	9/22/2025	58.42
ComEd	Utilities- Electric	Transportation	County Highway	9/8/2025	3,292.57
ComEd	Utilities- Electric	Transportation	County Highway	9/22/2025	190.53
City of Batavia	Utilities- Intersect Lighting	Transportation	County Highway	9/8/2025	76.98
City of Batavia	Utilities- Intersect Lighting	Transportation	County Highway	9/8/2025	41.63
City of Batavia	Utilities- Intersect Lighting	Transportation	County Highway	9/8/2025	96.15
ComEd	Utilities- Intersect Lighting	Transportation	County Highway	9/8/2025	37.10
ComEd	Utilities- Intersect Lighting	Transportation	County Highway	9/8/2025	96.63
ComEd	Utilities- Intersect Lighting	Transportation	County Highway	9/8/2025	224.41
ComEd	Utilities- Intersect Lighting	Transportation	County Highway	9/8/2025	279.58
ComEd	Utilities- Intersect Lighting	Transportation	County Highway	9/8/2025	53.94
ComEd	Utilities- Intersect Lighting	Transportation	County Highway	9/8/2025	224.95
ComEd	Utilities- Intersect Lighting	Transportation	County Highway	9/22/2025	40.31
ComEd	Utilities- Intersect Lighting	Transportation	County Highway	9/22/2025	75.57
ComEd	Utilities- Intersect Lighting	Transportation	County Highway	9/22/2025	170.05
ComEd	Utilities- Intersect Lighting	Transportation	County Highway	9/22/2025	6.90
ComEd	Utilities- Intersect Lighting	Transportation	County Highway	9/22/2025	38.97
ComEd	Utilities- Intersect Lighting	Transportation	County Highway	9/22/2025	42.97
ComEd	Utilities- Intersect Lighting	Transportation	County Highway	9/22/2025	52.70
ComEd	Utilities- Intersect Lighting	Transportation	County Highway	9/22/2025	8.19
ComEd	Utilities- Intersect Lighting	Transportation	County Highway	9/22/2025	11.41
ComEd	Utilities- Intersect Lighting	Transportation	County Highway	9/22/2025	83.63
ComEd	Utilities- Intersect Lighting	Transportation	County Highway	9/22/2025	3,301.64
ComEd	Utilities- Intersect Lighting	Transportation	County Highway	9/22/2025	13.71
ComEd	Utilities- Intersect Lighting	Transportation	County Highway	9/22/2025	44.86
ComEd	Utilities- Intersect Lighting	Transportation	County Highway	9/22/2025	33.84
ComEd	Utilities- Intersect Lighting	Transportation	County Highway	9/22/2025	3,269.45
ComEd	Utilities- Intersect Lighting	Transportation	County Highway	9/22/2025	30.95
ComEd	Utilities- Intersect Lighting	Transportation	County Highway	9/22/2025	87.24
ComEd	Utilities- Intersect Lighting	Transportation	County Highway	9/22/2025	42.72
ComEd	Utilities- Intersect Lighting	Transportation	County Highway	9/22/2025	6.90
ComEd	Utilities- Intersect Lighting	Transportation	County Highway	9/22/2025	568.12
City of Batavia	Utilities- Intersect Lighting	Transportation	County Highway	9/22/2025	71.08
City of Batavia	Utilities- Intersect Lighting	Transportation	County Highway	9/22/2025	88.26
City of Batavia	Utilities- Intersect Lighting	Transportation	County Highway	9/22/2025	64.45
Petroleum Traders Corporation	Fuel- Vehicles	Transportation	County Highway	9/8/2025	21,666.33
Petroleum Traders Corporation	Fuel- Vehicles	Transportation	County Highway	9/22/2025	19,050.30
Byrne Software Technologies, Inc.	Computer Software- Capital	Transportation	County Highway	9/8/2025	980.00
Baycom, Inc.	Communications Equipment	Transportation	County Highway	9/22/2025	2,247.00
Baycom, Inc.	Communications Equipment	Transportation	County Highway	9/22/2025	211,602.76
Henderson Products, Inc.	Automotive Equipment	Transportation	County Highway	9/22/2025	146,927.00
Henderson Products, Inc.	Automotive Equipment	Transportation	County Highway	9/22/2025	146,927.00
Henderson Products, Inc.	Automotive Equipment	Transportation	County Highway	9/22/2025	146,927.00
Henderson Products, Inc.	Automotive Equipment	Transportation	County Highway	9/22/2025	146,927.00
HR GREEN Inc (formerly SEC GROUP Inc)	Bridge Inspection	Transportation	County Bridge	9/22/2025	39,339.95
Suburban Teamsters of Northern Illinois	Teamsters Contribution	Transportation	Motor Fuel Tax	9/22/2025	73,200.00
Union Pacific Railroad Company	Engineering Services	Transportation	Motor Fuel Tax	9/8/2025	1,632.24
Christopher B. Burke Engineering, Ltd.	Engineering Services	Transportation	Motor Fuel Tax	9/8/2025	50,642.71
Hampton Lenzini & Renwick, Inc.	Engineering Services	Transportation	Motor Fuel Tax	9/8/2025	10,972.32

VENDOR	NATURE OF CLAIM	OFFICE / DEPARTMENT	FUND	DATE PAID	AMOUNT PAID
BLA, Inc.	Engineering Services	Transportation	Motor Fuel Tax	9/8/2025	38,766.81
BLA, Inc.	Engineering Services	Transportation	Motor Fuel Tax	9/8/2025	20,302.44
BLA, Inc.	Engineering Services	Transportation	Motor Fuel Tax	9/22/2025	39,274.98
HR GREEN Inc (formerly SEC GROUP Inc)	Engineering Services	Transportation	Motor Fuel Tax	9/22/2025	11,019.85
HR GREEN Inc (formerly SEC GROUP Inc)	Engineering Services	Transportation	Motor Fuel Tax	9/22/2025	5,960.39
Union Pacific Railroad Company	Engineering Services	Transportation	Motor Fuel Tax	9/22/2025	1,295.10
Builders Paving, LLC	Repairs and Maint- Resurfacing	Transportation	Motor Fuel Tax	9/22/2025	2,249,187.64
AECOM Technical Services, Inc.	Engineering Services	Transportation	Motor Fuel Local Option	9/8/2025	33,104.27
AECOM Technical Services, Inc.	Engineering Services	Transportation	Motor Fuel Local Option	9/8/2025	30,942.83
BLA, Inc.	Engineering Services	Transportation	Motor Fuel Local Option	9/8/2025	6,492.70
BLA, Inc.	Engineering Services	Transportation	Motor Fuel Local Option	9/8/2025	17,936.26
BLA, Inc.	Engineering Services	Transportation	Motor Fuel Local Option	9/8/2025	2,320.90
BLA, Inc.	Engineering Services	Transportation	Motor Fuel Local Option	9/8/2025	1,958.19
BLA, Inc.	Engineering Services	Transportation	Motor Fuel Local Option	9/8/2025	2,157.96
Cintas Corporation	Uniform Supplies	Transportation	Motor Fuel Local Option	9/22/2025	261.90
Cintas Corporation	Uniform Supplies	Transportation	Motor Fuel Local Option	9/22/2025	261.90
Cintas Corporation	Uniform Supplies	Transportation	Motor Fuel Local Option	9/22/2025	261.90
Cintas Corporation	Uniform Supplies	Transportation	Motor Fuel Local Option	9/22/2025	261.90
Elburn NAPA, Inc. dba North Aurora NAPA	Vehicle Parts/Supplies	Transportation	Motor Fuel Local Option	9/8/2025	210.34
Elburn NAPA, Inc. dba North Aurora NAPA	Vehicle Parts/Supplies	Transportation	Motor Fuel Local Option	9/8/2025	324.64
Elburn NAPA, Inc. dba North Aurora NAPA	Vehicle Parts/Supplies	Transportation	Motor Fuel Local Option	9/8/2025	-11.47
Menards, Inc.	Vehicle Parts/Supplies	Transportation	Motor Fuel Local Option	9/8/2025	46.73
Via Carlita, LLC dba Hawk Ford St. Charles	Vehicle Parts/Supplies	Transportation	Motor Fuel Local Option	9/8/2025	172.14
Via Carlita, LLC dba Hawk Ford St. Charles	Vehicle Parts/Supplies	Transportation	Motor Fuel Local Option	9/22/2025	36.30
Via Carlita, LLC dba Hawk Ford St. Charles	Vehicle Parts/Supplies	Transportation	Motor Fuel Local Option	9/22/2025	175.00
Zoro	Vehicle Parts/Supplies	Transportation	Motor Fuel Local Option	9/22/2025	815.96
Patson, Inc. dba TransChicago Truck Group	Vehicle Parts/Supplies	Transportation	Motor Fuel Local Option	9/22/2025	121.08
Rush Truck Centers of Illinois, Inc.	Vehicle Parts/Supplies	Transportation	Motor Fuel Local Option	9/22/2025	9,662.95
Rush Truck Centers of Illinois, Inc.	Vehicle Parts/Supplies	Transportation	Motor Fuel Local Option	9/22/2025	-798.00
Rush Truck Centers of Illinois, Inc.	Vehicle Parts/Supplies	Transportation	Motor Fuel Local Option	9/22/2025	539.94
Elburn NAPA, Inc. dba North Aurora NAPA	Vehicle Parts/Supplies	Transportation	Motor Fuel Local Option	9/22/2025	229.96
Elburn NAPA, Inc. dba North Aurora NAPA	Vehicle Parts/Supplies	Transportation	Motor Fuel Local Option	9/22/2025	273.96
Elburn NAPA, Inc. dba North Aurora NAPA	Vehicle Parts/Supplies	Transportation	Motor Fuel Local Option	9/22/2025	44.64
Elburn NAPA, Inc. dba North Aurora NAPA	Vehicle Parts/Supplies	Transportation	Motor Fuel Local Option	9/22/2025	100.66
Elburn NAPA, Inc. dba North Aurora NAPA	Vehicle Parts/Supplies	Transportation	Motor Fuel Local Option	9/22/2025	267.72
Elburn NAPA, Inc. dba North Aurora NAPA	Vehicle Parts/Supplies	Transportation	Motor Fuel Local Option	9/22/2025	501.52
Elburn NAPA, Inc. dba North Aurora NAPA	Vehicle Parts/Supplies	Transportation	Motor Fuel Local Option	9/22/2025	122.46
Elburn NAPA, Inc. dba North Aurora NAPA	Vehicle Parts/Supplies	Transportation	Motor Fuel Local Option	9/22/2025	351.98
Elburn NAPA, Inc. dba North Aurora NAPA	Vehicle Parts/Supplies	Transportation	Motor Fuel Local Option	9/22/2025	64.00
Elburn NAPA, Inc. dba North Aurora NAPA	Vehicle Parts/Supplies	Transportation	Motor Fuel Local Option	9/22/2025	434.46
Elburn NAPA, Inc. dba North Aurora NAPA	Vehicle Parts/Supplies	Transportation	Motor Fuel Local Option	9/22/2025	493.58
Elburn NAPA, Inc. dba North Aurora NAPA	Vehicle Parts/Supplies	Transportation	Motor Fuel Local Option	9/22/2025	-10.53
Grainger Inc	Vehicle Parts/Supplies	Transportation	Motor Fuel Local Option	9/22/2025	82.62
JP Morgan Chase Bank N.A.	Vehicle Parts/Supplies	Transportation	Motor Fuel Local Option	9/22/2025	3,867.00
Keystone Automotive Industries, Inc.	Vehicle Parts/Supplies	Transportation	Motor Fuel Local Option	9/22/2025	659.22
Keystone Automotive Industries, Inc.	Vehicle Parts/Supplies	Transportation	Motor Fuel Local Option	9/22/2025	35.04
Amazon Capital Services Inc	Vehicle Parts/Supplies	Transportation	Motor Fuel Local Option	9/22/2025	29.46
Amazon Capital Services Inc	Vehicle Parts/Supplies	Transportation	Motor Fuel Local Option	9/22/2025	322.50
Amazon Capital Services Inc	Vehicle Parts/Supplies	Transportation	Motor Fuel Local Option	9/22/2025	257.09
Amazon Capital Services Inc	Vehicle Parts/Supplies	Transportation	Motor Fuel Local Option	9/22/2025	899.99
Amazon Capital Services Inc	Vehicle Parts/Supplies	Transportation	Motor Fuel Local Option	9/22/2025	354.33

VENDOR	NATURE OF CLAIM	OFFICE / DEPARTMENT	FUND	DATE PAID	AMOUNT PAID
Amazon Capital Services Inc	Vehicle Parts/Supplies	Transportation	Motor Fuel Local Option	9/22/2025	123.48
Amazon Capital Services Inc	Vehicle Parts/Supplies	Transportation	Motor Fuel Local Option	9/22/2025	41.97
Amazon Capital Services Inc	Vehicle Parts/Supplies	Transportation	Motor Fuel Local Option	9/22/2025	2,278.36
Battery Service Corporation	Vehicle Parts/Supplies	Transportation	Motor Fuel Local Option	9/22/2025	282.00
DeKane Equipment Corp	Equipment Parts/Supplies	Transportation	Motor Fuel Local Option	9/8/2025	318.01
Elburn NAPA, Inc. dba North Aurora NAPA	Equipment Parts/Supplies	Transportation	Motor Fuel Local Option	9/8/2025	10.43
Finkbiner Equipment Co. Inc.	Equipment Parts/Supplies	Transportation	Motor Fuel Local Option	9/8/2025	5,050.25
Grainger Inc	Equipment Parts/Supplies	Transportation	Motor Fuel Local Option	9/8/2025	53.83
Vermeer Illinois, Inc.	Equipment Parts/Supplies	Transportation	Motor Fuel Local Option	9/8/2025	19.70
Miller-Bradford & Risberg, Inc.	Equipment Parts/Supplies	Transportation	Motor Fuel Local Option	9/8/2025	337.50
Old Dominion Brush Company, LLC	Equipment Parts/Supplies	Transportation	Motor Fuel Local Option	9/8/2025	1,000.00
Priority Products, Inc.	Equipment Parts/Supplies	Transportation	Motor Fuel Local Option	9/8/2025	148.18
Priority Products, Inc.	Equipment Parts/Supplies	Transportation	Motor Fuel Local Option	9/8/2025	14.11
Priority Products, Inc.	Equipment Parts/Supplies	Transportation	Motor Fuel Local Option	9/22/2025	273.61
Priority Products, Inc.	Equipment Parts/Supplies	Transportation	Motor Fuel Local Option	9/22/2025	32.11
Priority Products, Inc.	Equipment Parts/Supplies	Transportation	Motor Fuel Local Option	9/22/2025	659.40
Ralph Helm, Inc.	Equipment Parts/Supplies	Transportation	Motor Fuel Local Option	9/22/2025	35.90
Ralph Helm, Inc.	Equipment Parts/Supplies	Transportation	Motor Fuel Local Option	9/22/2025	342.78
Grainger Inc	Equipment Parts/Supplies	Transportation	Motor Fuel Local Option	9/22/2025	73.90
JCB Chicago, LLC dba North Star JCB	Equipment Parts/Supplies	Transportation	Motor Fuel Local Option	9/22/2025	5,999.00
JP Morgan Chase Bank N.A.	Equipment Parts/Supplies	Transportation	Motor Fuel Local Option	9/22/2025	396.58
Keystone Automotive Industries, Inc.	Equipment Parts/Supplies	Transportation	Motor Fuel Local Option	9/22/2025	877.83
Elburn NAPA, Inc. dba North Aurora NAPA	Equipment Parts/Supplies	Transportation	Motor Fuel Local Option	9/22/2025	78.14
Elburn NAPA, Inc. dba North Aurora NAPA	Equipment Parts/Supplies	Transportation	Motor Fuel Local Option	9/22/2025	58.68
Amazon Capital Services Inc	Equipment Parts/Supplies	Transportation	Motor Fuel Local Option	9/22/2025	29.95
Amazon Capital Services Inc	Equipment Parts/Supplies	Transportation	Motor Fuel Local Option	9/22/2025	79.78
Elburn NAPA, Inc. dba North Aurora NAPA	Tools	Transportation	Motor Fuel Local Option	9/22/2025	60.57
JP Morgan Chase Bank N.A.	Tools	Transportation	Motor Fuel Local Option	9/22/2025	2,633.67
Menards, Inc.	Tools	Transportation	Motor Fuel Local Option	9/22/2025	302.76
Prime Tack & Seal Co.	Road Material	Transportation	Motor Fuel Local Option	9/8/2025	939.46
Prime Tack & Seal Co.	Road Material	Transportation	Motor Fuel Local Option	9/22/2025	610.21
Prime Tack & Seal Co.	Road Material	Transportation	Motor Fuel Local Option	9/22/2025	711.18
Menards, Inc.	Road Material	Transportation	Motor Fuel Local Option	9/22/2025	27.99
H&H Electric Co.	Utilities- Intersect Lighting	Transportation	Motor Fuel Local Option	9/8/2025	64,054.73
Trilon Group Holdings, LLC dba Gonzalez Companies	Engineering Services	Transportation	Transportation Sales Tax	9/8/2025	38,028.36
V3 Construction Group, LTD	Engineering Services	Transportation	Transportation Sales Tax	9/8/2025	195.00
V3 Construction Group, LTD	Engineering Services	Transportation	Transportation Sales Tax	9/8/2025	390.00
V3 Construction Group, LTD	Engineering Services	Transportation	Transportation Sales Tax	9/8/2025	5,318.45
V3 Construction Group, LTD	Engineering Services	Transportation	Transportation Sales Tax	9/8/2025	2,920.10
V3 Construction Group, LTD	Engineering Services	Transportation	Transportation Sales Tax	9/8/2025	10,185.62
V3 Construction Group, LTD	Engineering Services	Transportation	Transportation Sales Tax	9/8/2025	1,063.56
V3 Construction Group, LTD	Engineering Services	Transportation	Transportation Sales Tax	9/8/2025	1,014.81
V3 Construction Group, LTD	Engineering Services	Transportation	Transportation Sales Tax	9/8/2025	4,350.55
V3 Construction Group, LTD	Engineering Services	Transportation	Transportation Sales Tax	9/8/2025	4,237.20
Burns & McDonnell Engineering Co	Engineering Services	Transportation	Transportation Sales Tax	9/8/2025	34,952.11
Christopher B. Burke Engineering, Ltd.	Engineering Services	Transportation	Transportation Sales Tax	9/8/2025	6,921.37
CIORBA Group, Inc.	Engineering Services	Transportation	Transportation Sales Tax	9/8/2025	3,528.00
Crawford Murphy & Tilly Inc (CMT)	Engineering Services	Transportation	Transportation Sales Tax	9/22/2025	6,010.08
Crawford Murphy & Tilly Inc (CMT)	Engineering Services	Transportation	Transportation Sales Tax	9/22/2025	24,438.38
Kimley-Horn & Associates, Inc.	Engineering Services	Transportation	Transportation Sales Tax	9/22/2025	31,523.97
Kimley-Horn & Associates, Inc.	Engineering Services	Transportation	Transportation Sales Tax	9/22/2025	13,148.17

VENDOR	NATURE OF CLAIM	OFFICE / DEPARTMENT	FUND	DATE PAID	AMOUNT PAID
Alfred Benesch & Co	Engineering Services	Transportation	Transportation Sales Tax	9/22/2025	18,091.41
Union Pacific Railroad Company	Engineering Services	Transportation	Transportation Sales Tax	9/22/2025	3,149.87
PACE Suburban Bus	External Grants	Transportation	Transportation Sales Tax	9/8/2025	687.97
PACE Suburban Bus	External Grants	Transportation	Transportation Sales Tax	9/8/2025	5,142.31
PACE Suburban Bus	External Grants	Transportation	Transportation Sales Tax	9/8/2025	65,531.89
PACE Suburban Bus	External Grants	Transportation	Transportation Sales Tax	9/8/2025	70,674.22
Ottosen, DiNolfo, Hasenbalg & Castaldo, LTD	Highway Right of Way	Transportation	Transportation Sales Tax	9/8/2025	125.00
Ottosen, DiNolfo, Hasenbalg & Castaldo, LTD	Highway Right of Way	Transportation	Transportation Sales Tax	9/22/2025	1,400.00
Advocate Sherman Hospital	Highway Right of Way	Transportation	Transportation Sales Tax	9/22/2025	86,100.00
Lite Construction, Inc.	Building Improvements	Health	Opioid Settlement Fund	9/8/2025	22,950.00
Lite Construction, Inc.	Building Improvements	Health	Opioid Settlement Fund	9/8/2025	20,542.50
Christina Bonaparte	Food Permits	Health	County Health	9/8/2025	176.00
Tunisia Byrd	Food Permits	Health	County Health	9/8/2025	176.00
Carton Craft	Food Permits	Health	County Health	9/8/2025	166.00
Mobile Food and Concessions LLC	Food Permits	Health	County Health	9/8/2025	154.00
Paweena Runranoo	Food Permits	Health	County Health	9/8/2025	93.00
Wesley Sartain	Food Permits	Health	County Health	9/8/2025	83.00
Wilnise Jannith	Food Permits	Health	County Health	9/22/2025	176.00
Medical Reserve Corps of Illinois	Medical Reserve Corp Grant (MRC)	Health	County Health	9/8/2025	819.67
Propio LS, LLC	Contractual/Consulting Services	Health	County Health	9/22/2025	75.00
Propio LS, LLC	Contractual/Consulting Services	Health	County Health	9/22/2025	75.00
Stericycle, Inc.	Disposal and Water Softener Srvs	Health	County Health	9/22/2025	90.46
Toshiba America Business Solutions, Inc	Repairs and Maint- Office Equip	Health	County Health	9/22/2025	34.61
JP Morgan Chase Bank N.A.	Conferences and Meetings	Health	County Health	9/22/2025	430.00
Valley Industrial Association	Employee Training	Health	County Health	9/8/2025	550.00
JP Morgan Chase Bank N.A.	Employee Training	Health	County Health	9/22/2025	1,615.00
Marvin E. Lindsey	Employee Training	Health	County Health	9/22/2025	400.00
Amazon Capital Services Inc	Operating Supplies	Health	County Health	9/22/2025	265.23
Feece Oil Company	Fuel- Vehicles	Health	County Health	9/22/2025	21.12
Feece Oil Company	Fuel- Vehicles	Health	County Health	9/22/2025	21.45
Feece Oil Company	Fuel- Vehicles	Health	County Health	9/22/2025	19.38
Cindy Rodriguez	Employee Mileage Expense	Health	County Health	9/22/2025	72.38
Arch Printing, Inc.	Operating Supplies	Health	County Health	9/22/2025	780.00
Burnidge Properties, LTD	Building Space Rental	Health	County Health	9/22/2025	1,111.07
Adam Brill	Employee Mileage Expense	Health	County Health	9/22/2025	212.59
Neal Molnar	Employee Mileage Expense	Health	County Health	9/22/2025	94.50
Neal Molnar	Employee Mileage Expense	Health	County Health	9/22/2025	118.72
Jasmine Navarro	Employee Mileage Expense	Health	County Health	9/22/2025	118.30
Noelle Salazar	Employee Mileage Expense	Health	County Health	9/22/2025	36.40
Spruce Environmental Technologies Inc dba Air Chek	Operating Supplies	Health	County Health	9/8/2025	387.50
JP Morgan Chase Bank N.A.	Operating Supplies	Health	County Health	9/22/2025	707.64
Theresa Knauf	General Association Dues	Health	County Health	9/22/2025	50.00
Nisela A. Bermudez Wilhelm	Contractual/Consulting Services	Health	County Health	9/8/2025	345.00
Nisela A. Bermudez Wilhelm	Contractual/Consulting Services	Health	County Health	9/22/2025	360.00
Nisela A. Bermudez Wilhelm	Contractual/Consulting Services	Health	County Health	9/22/2025	360.00
Maria I. Gamino	Contractual/Consulting Services	Health	County Health	9/22/2025	360.00
Maria I. Gamino	Contractual/Consulting Services	Health	County Health	9/22/2025	360.00
Lucila Lopez Parra	Contractual/Consulting Services	Health	County Health	9/22/2025	360.00
Lucila Lopez Parra	Contractual/Consulting Services	Health	County Health	9/22/2025	360.00
Marisol Luna	Contractual/Consulting Services	Health	County Health	9/22/2025	360.00
Edith Pelcastre	Contractual/Consulting Services	Health	County Health	9/22/2025	360.00

VENDOR	NATURE OF CLAIM	OFFICE / DEPARTMENT	FUND	DATE PAID	AMOUNT PAID
Berenice Tapia Mira	Contractual/Consulting Services	Health	County Health	9/22/2025	360.00
Ana Ruth Umana Calderon	Contractual/Consulting Services	Health	County Health	9/22/2025	360.00
Ana Ruth Umana Calderon	Contractual/Consulting Services	Health	County Health	9/22/2025	360.00
Zor Zapata Facepainting, LLC	Contractual/Consulting Services	Health	County Health	9/22/2025	360.00
Maria De Lourdes Arellano	Contractual/Consulting Services	Health	County Health	9/22/2025	360.00
Maria De Lourdes Arellano	Contractual/Consulting Services	Health	County Health	9/22/2025	360.00
Teresa Banda	Contractual/Consulting Services	Health	County Health	9/22/2025	360.00
JP Morgan Chase Bank N.A.	Operating Supplies	Health	County Health	9/22/2025	44.00
Sharon Cabrera	Employee Mileage Expense	Health	County Health	9/22/2025	149.87
CPR Savers & First Aid Supply	Operating Supplies	Health	County Health	9/22/2025	349.75
CPR Savers & First Aid Supply	Operating Supplies	Health	County Health	9/22/2025	772.80
CPR Savers & First Aid Supply	Operating Supplies	Health	County Health	9/22/2025	931.60
CPR Savers & First Aid Supply	Operating Supplies	Health	County Health	9/22/2025	696.00
JP Morgan Chase Bank N.A.	Operating Supplies	Health	County Health	9/22/2025	3,399.20
JP Morgan Chase Bank N.A.	Employee Training	Health	County Health	9/22/2025	5,250.00
Susan R Mrazek	Employee Mileage Expense	Health	County Health	9/22/2025	111.25
Teresa Banda	Contractual/Consulting Services	Health	County Health	9/22/2025	360.00
Teresa Banda	Contractual/Consulting Services	Health	County Health	9/22/2025	360.00
Apryll M. Elliott	Employee Mileage Expense	Health	County Health	9/22/2025	34.72
Mozart Holdings, LP dba Medline Industries, LP	Operating Supplies	Health	County Health	9/22/2025	649.00
Amazon Capital Services Inc	Operating Supplies	Health	County Health	9/22/2025	3,694.60
Illinois State Board of Education	Kane Kares- ISBE Grant	Health	Kane Kares	9/22/2025	33,236.00
Laura Barrett	Employee Mileage Expense	Health	Kane Kares	9/22/2025	28.98
Burnidge Properties, LTD	Building Space Rental	Health	Kane Kares	9/22/2025	1,838.40
Lisa Bloom	Employee Mileage Expense	Health	Kane Kares	9/22/2025	20.86
4Imprint, Inc.	Operating Supplies	Health	Kane Kares	9/8/2025	952.77
4Imprint, Inc.	Operating Supplies	Health	Kane Kares	9/8/2025	556.83
4Imprint, Inc.	Operating Supplies	Health	Kane Kares	9/8/2025	194.71
4Imprint, Inc.	Operating Supplies	Health	Kane Kares	9/22/2025	573.64
4Imprint, Inc.	Operating Supplies	Health	Kane Kares	9/22/2025	956.51
4Imprint, Inc.	Operating Supplies	Health	Kane Kares	9/22/2025	532.26
Youth Outlook	Contractual/Consulting Services	Health	American Rescue Plan	9/8/2025	12,326.46
World Relief Corporation	Contractual/Consulting Services	Health	American Rescue Plan	9/8/2025	4,116.62
Plum Tree Psychology, LTD	Contractual/Consulting Services	Health	American Rescue Plan	9/8/2025	41,657.99
Two Rivers Head Start Agency	Contractual/Consulting Services	Health	American Rescue Plan	9/8/2025	9,792.20
Two Rivers Head Start Agency	Contractual/Consulting Services	Health	American Rescue Plan	9/8/2025	3,185.36
Two Rivers Head Start Agency	Contractual/Consulting Services	Health	American Rescue Plan	9/8/2025	17,148.34
Two Rivers Head Start Agency	Contractual/Consulting Services	Health	American Rescue Plan	9/8/2025	7,957.74
Two Rivers Head Start Agency	Contractual/Consulting Services	Health	American Rescue Plan	9/8/2025	2,959.00
Association for Individual Development	Contractual/Consulting Services	Health	American Rescue Plan	9/8/2025	3,000.00
Association for Individual Development	Contractual/Consulting Services	Health	American Rescue Plan	9/8/2025	78,000.00
Community Behavioral Healthcare Association of IL	Contractual/Consulting Services	Health	American Rescue Plan	9/8/2025	3,275.00
Ecker Center for Mental Health	Contractual/Consulting Services	Health	American Rescue Plan	9/8/2025	48,306.21
Jasculca Terman Strategic Communications	Contractual/Consulting Services	Health	American Rescue Plan	9/8/2025	6,875.00
Jasculca Terman Strategic Communications	Contractual/Consulting Services	Health	American Rescue Plan	9/8/2025	2,232.00
Jasculca Terman Strategic Communications	Contractual/Consulting Services	Health	American Rescue Plan	9/8/2025	299.79
Mathers Recovery, LLC	Contractual/Consulting Services	Health	American Rescue Plan	9/8/2025	27,174.11
Sarah A. Mendoza	Contractual/Consulting Services	Health	American Rescue Plan	9/8/2025	33.95
Northern Illinois Food Bank	Contractual/Consulting Services	Health	American Rescue Plan	9/8/2025	2,090.40
PADS of Elgin, Inc.	Contractual/Consulting Services	Health	American Rescue Plan	9/22/2025	28,817.47
Marie Wilkinson Food Pantry	Contractual/Consulting Services	Health	American Rescue Plan	9/22/2025	24,062.18

VENDOR	NATURE OF CLAIM	OFFICE / DEPARTMENT	FUND	DATE PAID	AMOUNT PAID
Mathers Clinic, LLC	Contractual/Consulting Services	Health	American Rescue Plan	9/22/2025	15,585.92
Family Recovery Centers, PLLC	Contractual/Consulting Services	Health	American Rescue Plan	9/22/2025	13,717.45
Family Recovery Centers, PLLC	Contractual/Consulting Services	Health	American Rescue Plan	9/22/2025	4,177.98
Franklin Troy Green	Contractual/Consulting Services	Health	American Rescue Plan	9/22/2025	250.00
Community Crisis Center, Inc.	Contractual/Consulting Services	Health	American Rescue Plan	9/22/2025	7,298.22
Courtney N. Duran	Contractual/Consulting Services	Health	American Rescue Plan	9/22/2025	204.79
Two Rivers Head Start Agency	Contractual/Consulting Services	Health	American Rescue Plan	9/22/2025	1,735.17
Two Rivers Head Start Agency	Contractual/Consulting Services	Health	American Rescue Plan	9/22/2025	6,002.49
Two Rivers Head Start Agency	Contractual/Consulting Services	Health	American Rescue Plan	9/22/2025	12,958.92
World Relief Corporation	Contractual/Consulting Services	Health	American Rescue Plan	9/22/2025	10,330.13
4Imprint, Inc.	Operating Supplies	Health	American Rescue Plan	9/8/2025	5,578.44
ACME Auto Leasing, LLC	Contractual/Consulting Services	Other- Countywide Expenses	American Rescue Plan	9/22/2025	1,578.00
AmaOli, PLLC dba Luna Behavioral Health Center	Counseling Services	Other- Countywide Expenses	American Rescue Plan	9/8/2025	5,250.00
AmaOli, PLLC dba Luna Behavioral Health Center	Counseling Services	Other- Countywide Expenses	American Rescue Plan	9/8/2025	4,375.00
AmaOli, PLLC dba Luna Behavioral Health Center	Counseling Services	Other- Countywide Expenses	American Rescue Plan	9/22/2025	4,375.00
Deborah L. Conley, LTD	Counseling Services	Other- Countywide Expenses	American Rescue Plan	9/22/2025	625.00
Teyolia, LLC	Counseling Services	Other- Countywide Expenses	American Rescue Plan	9/22/2025	1,250.00
Julie Turner, MSW	Counseling Services	Other- Countywide Expenses	American Rescue Plan	9/22/2025	1,625.00
LDV Inc	Mobile Data Units	Other- Countywide Expenses	American Rescue Plan	9/22/2025	758,613.00
Alarm Detection Systems, Inc.	Special Purpose Equipment	Other- Countywide Expenses	American Rescue Plan	9/8/2025	3,187.13
Alarm Detection Systems, Inc.	Special Purpose Equipment	Other- Countywide Expenses	American Rescue Plan	9/8/2025	1,132.06
Alarm Detection Systems, Inc.	Special Purpose Equipment	Other- Countywide Expenses	American Rescue Plan	9/22/2025	2,885.00
Alarm Detection Systems, Inc.	Special Purpose Equipment	Other- Countywide Expenses	American Rescue Plan	9/22/2025	2,075.00
Alarm Detection Systems, Inc.	Special Purpose Equipment	Other- Countywide Expenses	American Rescue Plan	9/22/2025	614.00
Fulbuschel Farms, LLC	Contractual/Consulting Services	Other- Countywide Expenses	American Rescue Plan	9/8/2025	4,331.31
Timothy B Slepicka dba Sam The Sweet Corn Man	Contractual/Consulting Services	Other- Countywide Expenses	American Rescue Plan	9/8/2025	348.00
Burgin Farms	Contractual/Consulting Services	Other- Countywide Expenses	American Rescue Plan	9/22/2025	21,164.25
Ream's Country Bees	Contractual/Consulting Services	Other- Countywide Expenses	American Rescue Plan	9/22/2025	2,043.59
Kluber, Inc.	Building Improvements	Other- Countywide Expenses	American Rescue Plan	9/8/2025	9,342.97
Kluber, Inc.	Building Improvements	Other- Countywide Expenses	American Rescue Plan	9/8/2025	1,622.00
Kluber, Inc.	Building Improvements	Other- Countywide Expenses	American Rescue Plan	9/8/2025	204.50
Hartwig Mechanical, LLC	Building Improvements	Other- Countywide Expenses	American Rescue Plan	9/8/2025	2,074.50
Hartwig Mechanical, LLC	Building Improvements	Other- Countywide Expenses	American Rescue Plan	9/8/2025	153,942.30
Hartwig Mechanical, LLC	Building Improvements	Other- Countywide Expenses	American Rescue Plan	9/8/2025	8,856.00
Hartwig Mechanical, LLC	Building Improvements	Other- Countywide Expenses	American Rescue Plan	9/8/2025	351,126.00
Hartwig Mechanical, LLC	Building Improvements	Other- Countywide Expenses	American Rescue Plan	9/8/2025	44,212.95
Hartwig Mechanical, LLC	Building Improvements	Other- Countywide Expenses	American Rescue Plan	9/8/2025	2,070.00
Hartwig Mechanical, LLC	Building Improvements	Other- Countywide Expenses	American Rescue Plan	9/8/2025	86,363.10
Hartwig Mechanical, LLC	Building Improvements	Other- Countywide Expenses	American Rescue Plan	9/8/2025	30,231.00
Hartwig Mechanical, LLC	Building Improvements	Other- Countywide Expenses	American Rescue Plan	9/22/2025	322,723.80
Hartwig Mechanical, LLC	Building Improvements	Other- Countywide Expenses	American Rescue Plan	9/22/2025	33,051.60
Hartwig Mechanical, LLC	Building Improvements	Other- Countywide Expenses	American Rescue Plan	9/22/2025	17,019.00
Valdes Engineering Company	Building Improvements	Other- Countywide Expenses	American Rescue Plan	9/22/2025	1,790.00
Valdes Engineering Company	Building Improvements	Other- Countywide Expenses	American Rescue Plan	9/22/2025	2,125.00
Valdes Engineering Company	Building Improvements	Other- Countywide Expenses	American Rescue Plan	9/22/2025	1,790.00
1 Source Mechanical, Inc.	Building Improvements	Other- Countywide Expenses	American Rescue Plan	9/22/2025	71,140.03
Illinois Manufacturing Excellence Center	External Grants	Other- Countywide Expenses	American Rescue Plan	9/22/2025	22,500.00
Illinois Manufacturing Excellence Center	External Grants	Other- Countywide Expenses	American Rescue Plan	9/22/2025	22,500.00
Illinois Manufacturing Excellence Center	External Grants	Other- Countywide Expenses	American Rescue Plan	9/22/2025	5,000.00
Illinois Manufacturing Excellence Center	External Grants	Other- Countywide Expenses	American Rescue Plan	9/22/2025	22,500.00
Illinois Manufacturing Excellence Center	External Grants	Other- Countywide Expenses	American Rescue Plan	9/22/2025	22,500.00

VENDOR	NATURE OF CLAIM	OFFICE / DEPARTMENT	FUND	DATE PAID	AMOUNT PAID
Illinois Manufacturing Excellence Center	External Grants	Other- Countywide Expenses	American Rescue Plan	9/22/2025	22,500.00
Illinois Manufacturing Excellence Center	External Grants	Other- Countywide Expenses	American Rescue Plan	9/22/2025	4,800.00
Northern Illinois Food Bank	External Grants	Other- Countywide Expenses	American Rescue Plan	9/8/2025	75,507.63
PADS of Elgin, Inc.	External Grants	Other- Countywide Expenses	American Rescue Plan	9/22/2025	953.61
Association for Individual Development	External Grants	Other- Countywide Expenses	American Rescue Plan	9/22/2025	125,129.00
Elgin Area Convention & Visitors Bureau	External Grants	Other- Countywide Expenses	American Rescue Plan	9/22/2025	21,569.32
EarthWerks Land Improvement & Development Corp.	Contractual/Consulting Services	Other- Countywide Expenses	American Rescue Plan	9/8/2025	441,591.90
Scientel Solutions, LLC	Contractual/Consulting Services	Other- Countywide Expenses	American Rescue Plan	9/8/2025	26,649.00
Zetron, Inc.	Contractual/Consulting Services	Other- Countywide Expenses	American Rescue Plan	9/22/2025	251,858.00
Zetron, Inc.	Contractual/Consulting Services	Other- Countywide Expenses	American Rescue Plan	9/22/2025	238,138.83
NAT Tech, Inc. dba National Technologies NTI	Contractual/Consulting Services	Other- Countywide Expenses	American Rescue Plan	9/22/2025	6,713.00
US Department of the Interior - USGS	Contractual/Consulting Services	Other- Countywide Expenses	American Rescue Plan	9/8/2025	18,515.00
Special Project Staffing dba The Salem Group	Contractual/Consulting Services	Other- Countywide Expenses	American Rescue Plan	9/8/2025	1,102.50
Special Project Staffing dba The Salem Group	Contractual/Consulting Services	Other- Countywide Expenses	American Rescue Plan	9/8/2025	1,102.50
Special Project Staffing dba The Salem Group	Contractual/Consulting Services	Other- Countywide Expenses	American Rescue Plan	9/22/2025	1,102.50
Special Project Staffing dba The Salem Group	Contractual/Consulting Services	Other- Countywide Expenses	American Rescue Plan	9/22/2025	1,102.50
Huddleston McBride Drainage Co.	Contractual/Consulting Services	Other- Countywide Expenses	American Rescue Plan	9/8/2025	17,560.00
Baxter & Woodman, Inc.	Contractual/Consulting Services	Other- Countywide Expenses	American Rescue Plan	9/22/2025	1,506.35
Toshiba America Business Solutions, Inc	Repairs and Maint- Copiers	Veterans' Commission	Veterans' Commission	9/22/2025	39.97
JP Morgan Chase Bank N.A.	Employee Training	Veterans' Commission	Veterans' Commission	9/22/2025	1,754.58
JP Morgan Chase Bank N.A.	Office Supplies	Veterans' Commission	Veterans' Commission	9/22/2025	31.48
Special Project Staffing dba The Salem Group	Contractual/Consulting Services	Information Technologies	Web Technical Services	9/8/2025	352.80
Cassie Design	Contractual/Consulting Services	Information Technologies	Web Technical Services	9/22/2025	525.00
JP Morgan Chase Bank N.A.	Contractual/Consulting Services	Information Technologies	Web Technical Services	9/22/2025	19.95
JP Morgan Chase Bank N.A.	Repairs and Maint- Computers	Information Technologies	Web Technical Services	9/22/2025	3,485.16
Gilmore Marketing Concepts, Inc. dba GMCI Creative	Contractual/Consulting Services	Development	Economic Development	9/8/2025	3,000.00
New Venture Advisors, LLC	Contractual/Consulting Services	Development	Economic Development	9/22/2025	15,000.00
Karen Ann Miller	Conferences and Meetings	Development	Economic Development	9/22/2025	101.22
Porte Brown, LLC	Contractual/Consulting Services	Development	Economic Development	9/8/2025	1,650.00
Porte Brown, LLC	Contractual/Consulting Services	Development	Economic Development	9/8/2025	1,000.00
Convergent Nonprofit Solutions, LLC	Contractual/Consulting Services	Development	Economic Development	9/8/2025	9,316.49
Convergent Nonprofit Solutions, LLC	Contractual/Consulting Services	Development	Economic Development	9/22/2025	661.75
Conway Data, Inc.	Contractual/Consulting Services	Development	Economic Development	9/22/2025	3,500.00
DCC Marketing, LLC	Contractual/Consulting Services	Development	Economic Development	9/22/2025	22,000.00
Law Office of Gary M. Vanek, PC	Contractual/Consulting Services	Development	Economic Development	9/22/2025	4,845.00
Paddock Publications (Daily Herald)	Legal Printing	Development	Community Dev Block Program	9/8/2025	45.24
Paddock Publications (Daily Herald)	Legal Printing	Development	Community Dev Block Program	9/22/2025	74.75
JP Morgan Chase Bank N.A.	Employee Training	Development	Community Dev Block Program	9/22/2025	1,937.51
Spillane and Sons, LTD	Miscellaneous Contractual Exp	Development	Community Dev Block Program	9/8/2025	11,259.00
Village of Maple Park	Miscellaneous Contractual Exp	Development	Community Dev Block Program	9/8/2025	292,500.00
Paddock Publications (Daily Herald)	Legal Printing	Development	HOME Program	9/8/2025	45.23
Paddock Publications (Daily Herald)	Legal Printing	Development	HOME Program	9/22/2025	74.75
JP Morgan Chase Bank N.A.	Employee Training	Development	HOME Program	9/22/2025	1,347.85
Habitat for Humanity of Northern Fox Valley	Miscellaneous Contractual Exp	Development	HOME Program	9/8/2025	48,635.84
Spillane and Sons, LTD	Miscellaneous Contractual Exp	Development	HOME Program	9/8/2025	4,858.93
Spillane and Sons, LTD	Miscellaneous Contractual Exp	Development	HOME Program	9/8/2025	73,116.69
Spillane and Sons, LTD	Miscellaneous Contractual Exp	Development	HOME Program	9/22/2025	25,141.07
JP Morgan Chase Bank N.A.	Operating Supplies	Development	Cost Share Drainage	9/22/2025	62.85
Geosyntec Consultants, Inc.	Contractual/Consulting Services	Development	Cost Share Drainage	9/22/2025	4,250.50
Optimum Management Resources, Inc.	Contractual/Consulting Services	Development	Continuum of Care Planning Grant	9/8/2025	4,500.00
Paddock Publications (Daily Herald)	Legal Printing	Development	Elgin CDBG	9/8/2025	45.23

VENDOR	NATURE OF CLAIM	OFFICE / DEPARTMENT	FUND	DATE PAID	AMOUNT PAID
MGT Impact Solutions, LLC	Professional Services	Development	Emergency Rental Assistance #2	9/22/2025	11,237.50
Edward D. Hall	Miscellaneous Contractual Exp	Development	Emergency Rental Assistance #2	9/8/2025	2,425.00
Daniel Lara	Miscellaneous Contractual Exp	Development	Emergency Rental Assistance #2	9/8/2025	7,200.00
Milestone Real Estate, LLC	Miscellaneous Contractual Exp	Development	Emergency Rental Assistance #2	9/8/2025	7,600.00
Proper Title, LLC	Miscellaneous Contractual Exp	Development	Emergency Rental Assistance #2	9/8/2025	410,598.09
Spillane and Sons, LTD	Miscellaneous Contractual Exp	Development	Emergency Rental Assistance #2	9/8/2025	10,624.31
Terra Info Holdings, LLC	Miscellaneous Contractual Exp	Development	Emergency Rental Assistance #2	9/8/2025	3,950.00
The Neighbor Project	Miscellaneous Contractual Exp	Development	Emergency Rental Assistance #2	9/8/2025	7,963.44
The Neighbor Project	Miscellaneous Contractual Exp	Development	Emergency Rental Assistance #2	9/8/2025	7,710.68
Tongs Brother Inc	Miscellaneous Contractual Exp	Development	Emergency Rental Assistance #2	9/8/2025	3,420.00
Rashid Ahmed	Miscellaneous Contractual Exp	Development	Emergency Rental Assistance #2	9/8/2025	5,650.00
Community Crisis Center, Inc.	Miscellaneous Contractual Exp	Development	Emergency Rental Assistance #2	9/8/2025	7,846.30
Conforti Properties, Inc.	Miscellaneous Contractual Exp	Development	Emergency Rental Assistance #2	9/8/2025	2,100.00
Siddharth Desai	Miscellaneous Contractual Exp	Development	Emergency Rental Assistance #2	9/8/2025	1,750.00
FFBT, LLC	Miscellaneous Contractual Exp	Development	Emergency Rental Assistance #2	9/8/2025	8,600.00
Habitat for Humanity of Northern Fox Valley	Miscellaneous Contractual Exp	Development	Emergency Rental Assistance #2	9/8/2025	5,405.23
Habitat for Humanity of Northern Fox Valley	Miscellaneous Contractual Exp	Development	Emergency Rental Assistance #2	9/22/2025	5,563.23
Habitat for Humanity of Northern Fox Valley	Miscellaneous Contractual Exp	Development	Emergency Rental Assistance #2	9/22/2025	4,987.86
Lazarus House	Miscellaneous Contractual Exp	Development	Emergency Rental Assistance #2	9/22/2025	1,110.50
Milestone Real Estate, LLC	Miscellaneous Contractual Exp	Development	Home - ARP	9/8/2025	975.00
Milestone Real Estate, LLC	Miscellaneous Contractual Exp	Development	Home - ARP	9/22/2025	975.00
Preferred Home Realty dba Preferred Management	Miscellaneous Contractual Exp	Development	Home - ARP	9/22/2025	1,750.00
Preferred Home Realty dba Preferred Management	Miscellaneous Contractual Exp	Development	Home - ARP	9/22/2025	1,200.00
Preferred Home Realty dba Preferred Management	Miscellaneous Contractual Exp	Development	Home - ARP	9/22/2025	1,300.00
Preferred Home Realty dba Preferred Management	Miscellaneous Contractual Exp	Development	Home - ARP	9/22/2025	1,500.00
Preferred Home Realty dba Preferred Management	Miscellaneous Contractual Exp	Development	Home - ARP	9/22/2025	1,568.00
Preferred Home Realty dba Preferred Management	Miscellaneous Contractual Exp	Development	Home - ARP	9/22/2025	2,700.00
Preferred Home Realty dba Preferred Management	Miscellaneous Contractual Exp	Development	Home - ARP	9/22/2025	1,350.00
Alia Sarfraz	Miscellaneous Contractual Exp	Development	Home - ARP	9/22/2025	1,350.00
Alia Sarfraz	Miscellaneous Contractual Exp	Development	Home - ARP	9/22/2025	1,350.00
Alia Sarfraz	Miscellaneous Contractual Exp	Development	Home - ARP	9/22/2025	2,090.00
Scott R. Woeppel dba Elgin Rental Properties, LLC	Miscellaneous Contractual Exp	Development	Home - ARP	9/22/2025	1,150.00
Shodeen Family Property Co, LLC	Miscellaneous Contractual Exp	Development	Home - ARP	9/22/2025	1,655.00
Thompson Capital Investments, LLC	Miscellaneous Contractual Exp	Development	Home - ARP	9/22/2025	2,260.00
Thompson Capital Investments, LLC	Miscellaneous Contractual Exp	Development	Home - ARP	9/22/2025	3,140.00
Tridev Realty, LLC	Miscellaneous Contractual Exp	Development	Home - ARP	9/22/2025	1,700.00
UP Hanover Landing, LP	Miscellaneous Contractual Exp	Development	Home - ARP	9/22/2025	1,051.00
UP Hanover Landing, LP	Miscellaneous Contractual Exp	Development	Home - ARP	9/22/2025	1,051.00
Todd R Von Ohlen	Miscellaneous Contractual Exp	Development	Home - ARP	9/22/2025	1,250.00
Vikas Agrawal	Miscellaneous Contractual Exp	Development	Home - ARP	9/22/2025	1,400.00
Asumoni Property Management, LLC	Miscellaneous Contractual Exp	Development	Home - ARP	9/22/2025	1,350.00
Sarah J. Garcia	Miscellaneous Contractual Exp	Development	Home - ARP	9/22/2025	2,470.00
Willard E. Groth	Miscellaneous Contractual Exp	Development	Home - ARP	9/22/2025	1,900.00
Illinois Property Group, LLC	Miscellaneous Contractual Exp	Development	Home - ARP	9/22/2025	5,400.00
J&C Business Services, LLC	Miscellaneous Contractual Exp	Development	Home - ARP	9/22/2025	2,800.00
Larry Daniel Larsen	Miscellaneous Contractual Exp	Development	Home - ARP	9/22/2025	1,400.00
Alberto Marmolejo	Miscellaneous Contractual Exp	Development	Home - ARP	9/22/2025	1,395.00
ENCAP, Inc.	Grant Pass Thru	Environmental Management	Stormwater Management	9/8/2025	2,700.05
ENCAP, Inc.	Grant Pass Thru	Environmental Management	Stormwater Management	9/8/2025	900.00
Engineering Resource Associates, Inc.	Contractual/Consulting Services	Environmental Management	Stormwater Management	9/8/2025	2,591.23
Ellen Kamps	Contractual/Consulting Services	County Board	Farmland Preservation	9/8/2025	5,250.00

VENDOR	NATURE OF CLAIM	OFFICE / DEPARTMENT	FUND	DATE PAID	AMOUNT PAID
MGW Appraisal Services, Inc.	Contractual/Consulting Services	County Board	Farmland Preservation	9/8/2025	1,800.00
MGW Appraisal Services, Inc.	Contractual/Consulting Services	County Board	Farmland Preservation	9/8/2025	1,800.00
Kinnally Flaherty Krentz Loran Hodge & Masur PC	Legal Services	County Board	Farmland Preservation	9/8/2025	1,045.00
University of Illinois (U of I)	Contractual/Consulting Services	Development	Growing for Kane	9/22/2025	15,986.40
University of Illinois (U of I)	Contractual/Consulting Services	Development	Growing for Kane	9/22/2025	11,551.00
Batavia Enterprises Real Estate, LLC	Prepaid Expense		Workforce Development	9/8/2025	19,989.70
Batavia Enterprises Real Estate, LLC	Prepaid Expense		Workforce Development	9/22/2025	19,989.70
County of Kendall	Prepaid Expense		Workforce Development	9/22/2025	800.00
Jeffrey W. Richardson	Prepaid Expense		Workforce Development	9/22/2025	2,421.42
Warehouse Direct, Inc.	Office Supplies	- WIOA 24	Workforce Development	9/8/2025	126.36
Warehouse Direct, Inc.	Office Supplies	- WIOA 24	Workforce Development	9/8/2025	636.10
JP Morgan Chase Bank N.A.	Office Supplies	- WIOA 24	Workforce Development	9/22/2025	186.89
Kerber, Eck, & Braeckel, LLP	Professional Services	- WIOA 24	Workforce Development	9/8/2025	8,127.50
Jasmine Walker	Conferences and Meetings	- WIOA 24	Workforce Development	9/8/2025	68.84
Jasmine Walker	Employee Mileage Expense	- WIOA 24	Workforce Development	9/8/2025	180.46
Warehouse Direct, Inc.	Office Supplies	- WIOA 24	Workforce Development	9/8/2025	814.94
Warehouse Direct, Inc.	Office Supplies	- WIOA 24	Workforce Development	9/8/2025	290.53
Warehouse Direct, Inc.	Office Supplies	- WIOA 24	Workforce Development	9/8/2025	39.97
Warehouse Direct, Inc.	Office Supplies	- WIOA 24	Workforce Development	9/8/2025	307.05
Warehouse Direct, Inc.	Office Supplies	- WIOA 24	Workforce Development	9/8/2025	434.88
JP Morgan Chase Bank N.A.	Office Supplies	- WIOA 24	Workforce Development	9/22/2025	32.38
Elgin Community College	Miscellaneous Contractual Exp	- WIOA 24	Workforce Development	9/22/2025	2,291.80
Elgin Community College	Work Based Learning Activities	- WIOA 24	Workforce Development	9/22/2025	543.87
Elgin Community College	Youth Supportive Services	- WIOA 24	Workforce Development	9/22/2025	245.80
Grundy-Kendall Regional Office of Education	Miscellaneous Contractual Exp	- WIOA 24	Workforce Development	9/22/2025	96.54
Grundy-Kendall Regional Office of Education	Work Based Learning Activities	- WIOA 24	Workforce Development	9/22/2025	31.81
Kishwaukee College	Miscellaneous Contractual Exp	- WIOA 24	Workforce Development	9/22/2025	10,297.71
Kishwaukee College	Work Based Learning Activities	- WIOA 24	Workforce Development	9/22/2025	13,224.26
Kishwaukee College	Youth Supportive Services	- WIOA 24	Workforce Development	9/22/2025	5,857.23
Elgin Community College	Miscellaneous Contractual Exp	- WIOA 24	Workforce Development	9/22/2025	5,308.97
Elgin Community College	Work Based Learning Activities	- WIOA 24	Workforce Development	9/22/2025	5,853.38
Elgin Community College	Youth Supportive Services	- WIOA 24	Workforce Development	9/22/2025	1,444.31
Grundy-Kendall Regional Office of Education	Miscellaneous Contractual Exp	- WIOA 24	Workforce Development	9/22/2025	9,317.22
Grundy-Kendall Regional Office of Education	Work Based Learning Activities	- WIOA 24	Workforce Development	9/22/2025	5,283.05
Grundy-Kendall Regional Office of Education	Youth Supportive Services	- WIOA 24	Workforce Development	9/22/2025	469.16
Katherine Bilezikian	Employee Mileage Expense	- WIOA 24	Workforce Development	9/8/2025	42.00
Waubonsee Community College	DT ITA	- WIOA 24	Workforce Development	9/8/2025	3,487.00
CDL America, Inc.	DT ITA	- WIOA 24	Workforce Development	9/8/2025	6,906.00
CDL America, Inc.	DT ITA	- WIOA 24	Workforce Development	9/22/2025	5,015.00
CDL America, Inc.	DT ITA	- WIOA 24	Workforce Development	9/22/2025	6,906.00
Avid Associates, LLC dba Avid CNA School	DT ITA	- WIOA 24	Workforce Development	9/22/2025	1,985.00
Andre Harden	SS Transportation Assistance	- WIOA 24	Workforce Development	9/8/2025	250.32
Virginia Madrigal	SS Transportation Assistance	- WIOA 24	Workforce Development	9/22/2025	36.40
Virginia Madrigal	SS Transportation Assistance	- WIOA 24	Workforce Development	9/22/2025	72.80
Virginia Madrigal	SS Transportation Assistance	- WIOA 24	Workforce Development	9/22/2025	118.30
Virginia Madrigal	SS Transportation Assistance	- WIOA 24	Workforce Development	9/22/2025	118.30
Alannis L. Munoz	Employee Mileage Expense	- WIOA 24	Workforce Development	9/8/2025	98.70
Kishwaukee College	Miscellaneous Contractual Exp	- WIOA 24	Workforce Development	9/8/2025	3,295.06
Tasha Kimble	SS Other Supportive Services	- WIOA 24	Workforce Development	9/22/2025	228.67
Elgin Community College	Miscellaneous Contractual Exp	- WIOA 24	Workforce Development	9/8/2025	25,902.84
Management & Information Technology Solutions Inc	DT ITA	- WIOA 24	Workforce Development	9/8/2025	2,400.00

VENDOR	NATURE OF CLAIM	OFFICE / DEPARTMENT	FUND	DATE PAID	AMOUNT PAID
New Lake College Corporation	DT ITA	- WIOA 24	Workforce Development	9/22/2025	1,980.00
North Shore College (Northbrook Coll of Healthcar)	DT ITA	- WIOA 24	Workforce Development	9/22/2025	1,975.00
Associated Builders & Contractors, Inc.	DT ITA	- WIOA 24	Workforce Development	9/22/2025	5,250.00
Raphael Carrillo	SS Transportation Assistance	- WIOA 24	Workforce Development	9/8/2025	114.17
Raphael Carrillo	SS Transportation Assistance	- WIOA 24	Workforce Development	9/22/2025	151.20
Raphael Carrillo	SS Transportation Assistance	- WIOA 24	Workforce Development	9/22/2025	189.77
Raphael Carrillo	SS Transportation Assistance	- WIOA 24	Workforce Development	9/22/2025	189.77
Anthony Munoz	SS Transportation Assistance	- WIOA 24	Workforce Development	9/22/2025	41.58
Anthony Munoz	SS Transportation Assistance	- WIOA 24	Workforce Development	9/22/2025	55.44
Anthony Munoz	SS Transportation Assistance	- WIOA 24	Workforce Development	9/22/2025	110.88
Anthony Munoz	SS Transportation Assistance	- WIOA 24	Workforce Development	9/22/2025	180.18
Anthony Munoz	SS Transportation Assistance	- WIOA 24	Workforce Development	9/22/2025	221.76
JP Morgan Chase Bank N.A.	SS Other Supportive Services	- WIOA 24	Workforce Development	9/22/2025	299.99
Chicago State University	DT ITA	- WIOA 24	Workforce Development	9/8/2025	3,695.00
Tyler Huntsha	DT ITA	- WIOA 24	Workforce Development	9/8/2025	225.00
CDL America, Inc.	DT ITA	- WIOA 24	Workforce Development	9/22/2025	6,906.00
Jacob A. Baniak	SS Transportation Assistance	- WIOA 24	Workforce Development	9/22/2025	83.44
Jacob A. Baniak	SS Transportation Assistance	- WIOA 24	Workforce Development	9/22/2025	83.44
Katherine Bilezikian	Employee Mileage Expense	- WIOA 24	Workforce Development	9/8/2025	42.00
42 North Group, Inc. dba Microtrain Technologies	DT ITA	- WIOA 24	Workforce Development	9/8/2025	2,560.00
College of DuPage	DT ITA	- WIOA 24	Workforce Development	9/8/2025	3,160.00
Waubonsee Community College	DT ITA	- WIOA 24	Workforce Development	9/8/2025	964.00
Computer Training Source, Inc.	DT ITA	- WIOA 24	Workforce Development	9/22/2025	2,945.00
Computer Training Source, Inc.	DT ITA	- WIOA 24	Workforce Development	9/22/2025	4,942.00
42 North Group, Inc. dba Microtrain Technologies	DT ITA	- WIOA 24	Workforce Development	9/22/2025	3,858.00
JP Morgan Chase Bank N.A.	SS Other Supportive Services	- WIOA 24	Workforce Development	9/22/2025	299.99
Alannis L. Munoz	Employee Mileage Expense	- WIOA 24	Workforce Development	9/8/2025	111.30
Kishwaukee College	Miscellaneous Contractual Exp	- WIOA 24	Workforce Development	9/8/2025	2,196.70
Elgin Community College	Miscellaneous Contractual Exp	- WIOA 24	Workforce Development	9/8/2025	25,902.83
Computer Training Source, Inc.	DT ITA	- WIOA 24	Workforce Development	9/22/2025	999.00
42 North Group, Inc. dba Microtrain Technologies	DT ITA	- WIOA 24	Workforce Development	9/8/2025	1,410.00
Waubonsee Community College	DT ITA	- WIOA 24	Workforce Development	9/8/2025	1,326.00
42 North Group, Inc. dba Microtrain Technologies	DT ITA	- WIOA 24	Workforce Development	9/22/2025	2,929.00
Computer Training Source, Inc.	DT ITA	- WIOA 24	Workforce Development	9/22/2025	1,115.00
Lisa M Stulgate	DT ITA	- WIOA 24	Workforce Development	9/22/2025	51.13
Waubonsee Community College	DT ITA	- TAA 23	Workforce Development	9/8/2025	34.99
Waubonsee Community College	DT ITA	- TAA 23	Workforce Development	9/8/2025	965.75
Follett Higher Education Group, LLC	DT ITA	- TAA 23	Workforce Development	9/8/2025	668.25
Insight Public Sector Inc	Computer Related Supplies	#NAME?	Workforce Development	9/8/2025	836.00
Launchpad Careers, Inc.	Software Licensing Cost	#NAME?	Workforce Development	9/8/2025	45,400.00
E J Rohn Company dba Specialty Mat Service	Professional Services	#NAME?	Workforce Development	9/8/2025	33.56
Groot Recycling dba Accurate Document Destruction	Professional Services	#NAME?	Workforce Development	9/8/2025	63.48
Groot Recycling dba Accurate Document Destruction	Professional Services	#NAME?	Workforce Development	9/22/2025	63.97
E J Rohn Company dba Specialty Mat Service	Professional Services	#NAME?	Workforce Development	9/22/2025	33.56
APlus Business Consulting, LLC	Janitorial Services	#NAME?	Workforce Development	9/8/2025	1,326.59
APlus Business Consulting, LLC	Janitorial Services	#NAME?	Workforce Development	9/8/2025	1,326.59
APlus Business Consulting, LLC	Janitorial Services	#NAME?	Workforce Development	9/8/2025	1,326.59
APlus Business Consulting, LLC	Janitorial Services	#NAME?	Workforce Development	9/8/2025	1,326.59
Batavia Enterprises Real Estate, LLC	Repairs and Maint- Buildings	#NAME?	Workforce Development	9/8/2025	73.19
Batavia Enterprises Real Estate, LLC	Repairs and Maint- Buildings	#NAME?	Workforce Development	9/22/2025	73.19
Toshiba America Business Solutions, Inc	Repairs and Maint- Copiers	#NAME?	Workforce Development	9/8/2025	517.94

VENDOR	NATURE OF CLAIM	OFFICE / DEPARTMENT	FUND	DATE PAID	AMOUNT PAID
Nicor Gas	Utilities- Natural Gas	#NAME?	Workforce Development	9/8/2025	27.97
Nicor Gas	Utilities- Natural Gas	#NAME?	Workforce Development	9/8/2025	27.97
City of Batavia	Utilities- Electric	#NAME?	Workforce Development	9/22/2025	105.74
JP Morgan Chase Bank N.A.	Internet	#NAME?	Workforce Development	9/22/2025	318.38
Kruis, Inc. (Sparkle Janiotorial Service)	Janitorial Services	#NAME?	Workforce Development	9/8/2025	1,000.00
Kruis, Inc. (Sparkle Janiotorial Service)	Janitorial Services	#NAME?	Workforce Development	9/22/2025	1,250.00
Jeffrey W. Richardson	Building Space Rental	#NAME?	Workforce Development	9/8/2025	2,421.42
Nicor Gas	Utilities- Natural Gas	#NAME?	Workforce Development	9/22/2025	59.95
ComEd	Utilities- Electric	#NAME?	Workforce Development	9/8/2025	230.10
ComEd	Utilities- Electric	#NAME?	Workforce Development	9/22/2025	211.29
JP Morgan Chase Bank N.A.	Telephone	#NAME?	Workforce Development	9/22/2025	50.74
JP Morgan Chase Bank N.A.	Internet	#NAME?	Workforce Development	9/22/2025	284.63
County of Kendall	Building Space Rental	#NAME?	Workforce Development	9/8/2025	800.00
MCI	Telephone	#NAME?	Workforce Development	9/22/2025	49.84
MCI	Telephone	#NAME?	Workforce Development	9/22/2025	49.84
JP Morgan Chase Bank N.A.	Internet	#NAME?	Workforce Development	9/22/2025	159.90
JP Morgan Chase Bank N.A.	Software Licensing Cost	#NAME?	Workforce Development	9/22/2025	75.57
E J Rohn Company dba Specialty Mat Service	Professional Services	#NAME?	Workforce Development	9/8/2025	31.97
Groot Recycling dba Accurate Document Destruction	Professional Services	#NAME?	Workforce Development	9/8/2025	60.45
Groot Recycling dba Accurate Document Destruction	Professional Services	#NAME?	Workforce Development	9/22/2025	60.92
E J Rohn Company dba Specialty Mat Service	Professional Services	#NAME?	Workforce Development	9/22/2025	31.97
APlus Business Consulting, LLC	Janitorial Services	#NAME?	Workforce Development	9/8/2025	1,263.41
APlus Business Consulting, LLC	Janitorial Services	#NAME?	Workforce Development	9/8/2025	1,263.41
APlus Business Consulting, LLC	Janitorial Services	#NAME?	Workforce Development	9/8/2025	1,263.41
APlus Business Consulting, LLC	Janitorial Services	#NAME?	Workforce Development	9/8/2025	1,263.41
Batavia Enterprises Real Estate, LLC	Repairs and Maint- Buildings	#NAME?	Workforce Development	9/8/2025	69.71
Batavia Enterprises Real Estate, LLC	Repairs and Maint- Buildings	#NAME?	Workforce Development	9/22/2025	69.71
Nicor Gas	Utilities- Natural Gas	#NAME?	Workforce Development	9/8/2025	26.64
Nicor Gas	Utilities- Natural Gas	#NAME?	Workforce Development	9/8/2025	26.64
City of Batavia	Utilities- Electric	#NAME?	Workforce Development	9/22/2025	100.70
JP Morgan Chase Bank N.A.	Internet	#NAME?	Workforce Development	9/22/2025	303.22
JP Morgan Chase Bank N.A.	Communication/Web Host	#NAME?	Workforce Development	9/22/2025	76.00
Illinois Phlebotomy Services, LLC	Contractual/Consulting Services	State's Attorney	Kane County Law Enforcement	9/22/2025	425.00
Innocorp, LTD	Contractual/Consulting Services	State's Attorney	Kane County Law Enforcement	9/22/2025	1,142.00
Insight Public Sector Inc	Computers	Other- Countywide Expenses	Capital Projects	9/22/2025	15,855.00
JP Morgan Chase Bank N.A.	Computers	Other- Countywide Expenses	Capital Projects	9/22/2025	799.00
Wight & Company	Contractual/Consulting Services	Other- Countywide Expenses	Capital Projects	9/22/2025	4,000.00
Hartwig Mechanical, LLC	Building Improvements	Other- Countywide Expenses	Capital Projects	9/8/2025	430,917.30
Hartwig Mechanical, LLC	Building Improvements	Other- Countywide Expenses	Capital Projects	9/8/2025	297,760.95
M/M Peters Construction, Inc.	Building Improvements	Other- Countywide Expenses	Capital Projects	9/8/2025	8,616.00
MRRW Construction, LLC	Building Improvements	Other- Countywide Expenses	Capital Projects	9/8/2025	31,972.60
MRRW Construction, LLC	Building Improvements	Other- Countywide Expenses	Capital Projects	9/8/2025	43,769.00
Sheaffer & Roland, Inc.	Building Improvements	Other- Countywide Expenses	Capital Projects	9/8/2025	165.00
Sheaffer & Roland, Inc.	Building Improvements	Other- Countywide Expenses	Capital Projects	9/8/2025	165.00
Weatherguard Roofing Co	Building Improvements	Other- Countywide Expenses	Capital Projects	9/8/2025	5,826.25
Weatherguard Roofing Co	Building Improvements	Other- Countywide Expenses	Capital Projects	9/8/2025	155,183.73
Weatherguard Roofing Co	Building Improvements	Other- Countywide Expenses	Capital Projects	9/8/2025	66,032.08
Weatherguard Roofing Co	Building Improvements	Other- Countywide Expenses	Capital Projects	9/8/2025	38,690.00
Wight & Company	Building Improvements	Other- Countywide Expenses	Capital Projects	9/8/2025	7,210.00
Wight & Company	Building Improvements	Other- Countywide Expenses	Capital Projects	9/8/2025	2,000.00
Geneva Construction Company	Building Improvements	Other- Countywide Expenses	Capital Projects	9/8/2025	655,702.26

VENDOR	NATURE OF CLAIM	OFFICE / DEPARTMENT	FUND	DATE PAID	AMOUNT PAID
Kluber, Inc.	Building Improvements	Other- Countywide Expenses	Capital Projects	9/8/2025	13,324.20
Convergint Technologies LLC	Building Improvements	Other- Countywide Expenses	Capital Projects	9/8/2025	9,967.34
Family Flooring America	Building Improvements	Other- Countywide Expenses	Capital Projects	9/22/2025	2,346.15
Family Flooring America	Building Improvements	Other- Countywide Expenses	Capital Projects	9/22/2025	22,399.92
Hellmuth, Obata & Kassabaum, Inc. (HOK)	Building Improvements	Other- Countywide Expenses	Capital Projects	9/22/2025	1,500.00
Hartwig Mechanical, LLC	Building Improvements	Other- Countywide Expenses	Capital Projects	9/22/2025	71,914.50
Hampton Lenzini & Renwick, Inc.	Contractual/Consulting Services	Development	Mill Creek Special Service Area	9/22/2025	456.21
Cornerstone Partners Horticultural Services Co.	Repairs and Maint- Grounds	Development	Mill Creek Special Service Area	9/8/2025	1,986.81
Cornerstone Partners Horticultural Services Co.	Repairs and Maint- Grounds	Development	Mill Creek Special Service Area	9/8/2025	11,289.74
Langton Snow Solutions dba Langton Group	Repairs and Maint- Grounds	Development	Mill Creek Special Service Area	9/8/2025	54,480.00
M/M Peters Construction, Inc.	Repairs and Maint- Grounds	Development	Mill Creek Special Service Area	9/8/2025	11,043.88
M/M Peters Construction, Inc.	Repairs and Maint- Grounds	Development	Mill Creek Special Service Area	9/8/2025	9,500.24
M/M Peters Construction, Inc.	Repairs and Maint- Grounds	Development	Mill Creek Special Service Area	9/8/2025	58,889.00
Cornerstone Partners Horticultural Services Co.	Repairs and Maint- Grounds	Development	Mill Creek Special Service Area	9/22/2025	3,698.40
Cornerstone Partners Horticultural Services Co.	Repairs and Maint- Grounds	Development	Mill Creek Special Service Area	9/22/2025	5,177.80
Cornerstone Partners Horticultural Services Co.	Repairs and Maint- Grounds	Development	Mill Creek Special Service Area	9/22/2025	686.78
Tri City Land Management Co., LLC	Building Space Rental	Development	Mill Creek Special Service Area	9/8/2025	1,100.88
Rehm Electric Shop, Inc.	Intersect Lighting Services	Development	Mill Creek Special Service Area	9/8/2025	459.81
Rehm Electric Shop, Inc.	Intersect Lighting Services	Development	Mill Creek Special Service Area	9/22/2025	239.81
Securadyne Systems Intermediate LLC dba Adesta LLC	Miscellaneous Contractual Exp	Development	Mill Creek Special Service Area	9/22/2025	2,152.58
DS Services of America, Inc. dba Primo Water NA	Office Supplies	Development	Mill Creek Special Service Area	9/22/2025	2.99
ComEd	Utilities- Intersect Lighting	Development	Mill Creek Special Service Area	9/8/2025	144.99
ComEd	Utilities- Intersect Lighting	Development	Mill Creek Special Service Area	9/8/2025	516.85
ComEd	Utilities- Intersect Lighting	Development	Mill Creek Special Service Area	9/8/2025	144.64
ComEd	Utilities- Intersect Lighting	Development	Mill Creek Special Service Area	9/8/2025	33.58
ComEd	Utilities- Intersect Lighting	Development	Mill Creek Special Service Area	9/8/2025	370.05
ComEd	Utilities- Intersect Lighting	Development	Mill Creek Special Service Area	9/22/2025	272.01
Martam Construction, Inc.	Road Construction	Transportation	Central Impact Fees	9/22/2025	1,089,403.00
V3 Companies, LTD	Engineering Services	Transportation	South Impact Fees	9/22/2025	8,453.89
V3 Companies, LTD	Engineering Services	Transportation	South Impact Fees	9/22/2025	11,686.26
JP Morgan Chase Bank N.A.	Professional Services	Environmental Management	Enterprise Surcharge	9/22/2025	114.77
Toshiba America Business Solutions, Inc	Office Supplies	Environmental Management	Enterprise Surcharge	9/8/2025	101.63
DS Services of America, Inc. dba Primo Water NA	Operating Supplies	Environmental Management	Enterprise Surcharge	9/22/2025	27.94
JP Morgan Chase Bank N.A.	Operating Supplies	Environmental Management	Enterprise Surcharge	9/22/2025	51.99
JP Morgan Chase Bank N.A.	Operating Supplies	Environmental Management	Enterprise Surcharge	9/22/2025	389.78
Waste Management of Illinois - West	Operating Supplies	Environmental Management	Enterprise Surcharge	9/22/2025	254.03
Shawn Barrows	Retiree Payments	Other- Countywide Expenses	Health Insurance Fund	9/22/2025	2,200.18
AssuredPartners Cap. dba Assured Partnrs of IL LLC	Contractual/Consulting Services	Other- Countywide Expenses	Health Insurance Fund	9/22/2025	9,500.00
Flexible Benefits Service, LLC	Healthcare Admin Services	Other- Countywide Expenses	Health Insurance Fund	9/22/2025	1,636.50
Health Care Service Corporation dba BCBSIL	Healthcare - Stop Loss Insurance	Other- Countywide Expenses	Health Insurance Fund	9/22/2025	-39,004.27
Fidelity Security Life Insurance Company (Eyemed)	Healthcare - Vision Insurance	Other- Countywide Expenses	Health Insurance Fund	9/8/2025	7,113.82
Flexible Benefits Service, LLC	Healthcare - Health Insurance	Other- Countywide Expenses	Health Insurance Fund	9/8/2025	6,010.69
Cigna Health and Life Insurance Company	Healthcare - Dental Insurance	Other- Countywide Expenses	Health Insurance Fund	9/8/2025	69,046.31
Flexible Benefits Service, LLC	Healthcare - Medical Expense Reimbursement	Other- Countywide Expenses	Health Insurance Fund	9/8/2025	3,577.26
Flexible Benefits Service, LLC	Healthcare - Medical Expense Reimbursement	Other- Countywide Expenses	Health Insurance Fund	9/22/2025	4,553.41
Flexible Benefits Service, LLC	Healthcare - Medical Expense Reimbursement	Other- Countywide Expenses	Health Insurance Fund	9/22/2025	3,431.76
Health Care Service Corporation dba BCBSIL	Healthcare - Stop Loss Insurance	Other- Countywide Expenses	Health Insurance Fund	9/22/2025	96,074.94
Health Care Service Corporation dba BCBSIL	Self Insured Healthcare Claims	Other- Countywide Expenses	Health Insurance Fund	9/22/2025	833,703.77
Health Care Service Corporation dba BCBSIL	Self Insured Healthcare Claims Administration	Other- Countywide Expenses	Health Insurance Fund	9/22/2025	25,244.67
Health Care Service Corporation dba BCBSIL	Healthcare Facility Access Fee	Other- Countywide Expenses	Health Insurance Fund	9/22/2025	3,915.23
Health Care Service Corporation dba BCBSIL	Healthcare Credits	Other- Countywide Expenses	Health Insurance Fund	9/22/2025	-61,029.28

VENDOR	NATURE OF CLAIM	OFFICE / DEPARTMENT	FUND	DATE PAID	AMOUNT PAID
Health Care Service Corporation dba BCBSIL	Self Insured Healthcare Claims	Other- Countywide Expenses	Health Insurance Fund	9/22/2025	884,507.56
Health Care Service Corporation dba BCBSIL	Self Insured Healthcare Claims Administration	Other- Countywide Expenses	Health Insurance Fund	9/22/2025	32,078.46
Health Care Service Corporation dba BCBSIL	Healthcare Physician Services Fee	Other- Countywide Expenses	Health Insurance Fund	9/22/2025	299,074.94
Health Care Service Corporation dba BCBSIL	Healthcare Credits	Other- Countywide Expenses	Health Insurance Fund	9/22/2025	-74,859.20
Flexible Benefits Service, LLC	Healthcare - Health Insurance	Other- Countywide Expenses	Health Insurance Fund	9/29/2025	12,475.02
Anthony G. Szurko	Accrued Liabilities		Special Trust	9/4/2025	500.00
Sandra D. Szurko	Accrued Liabilities		Special Trust	9/4/2025	500.00
Marcelo Meraz	Accrued Liabilities		Special Trust	9/12/2025	1,000.00
John F. Harahan	Distribution	Information Technologies	911 Emergency Surcharge	9/8/2025	715.00
KenCom (Kendall County Emergency Phone Service)	Distribution	Information Technologies	911 Emergency Surcharge	9/22/2025	3,852.60
Ottosen, DiNolfo, Hasenbalg & Castaldo, LTD	Distribution	Information Technologies	911 Emergency Surcharge	9/22/2025	98.00
Tri-Com Central Dispatch/City of Geneva	Distribution	Information Technologies	911 Emergency Surcharge	9/22/2025	2,833.84
Tri-Com Central Dispatch/City of Geneva	Distribution	Information Technologies	911 Emergency Surcharge	9/22/2025	2,504.39
Tri-Com Central Dispatch/City of Geneva	Distribution	Information Technologies	911 Emergency Surcharge	9/22/2025	2,602.14
AT&T dba AT&T Enterprises, LLC	Distribution	Information Technologies	911 Emergency Surcharge	9/22/2025	217.92
Tri-Com Central Dispatch/City of Geneva	Distribution	Information Technologies	Wireless 911	9/8/2025	171,328.26
Tri-Com Central Dispatch/City of Geneva	Distribution	Information Technologies	Wireless 911	9/22/2025	169,035.35
Illinois Department of Revenue	Accrued Liabilities		Recorder's Rental Surcharge	9/2/2025	77,940.00
Flexible Benefits Service, LLC	Accrued Liabilities		Flexible Spending Account	9/8/2025	7,032.29
Flexible Benefits Service, LLC	Accrued Liabilities		Flexible Spending Account	9/8/2025	6,608.02
Flexible Benefits Service, LLC	Accrued Liabilities		Flexible Spending Account	9/22/2025	5,086.97
Flexible Benefits Service, LLC	Accrued Liabilities		Flexible Spending Account	9/22/2025	3,914.52
Office of the Illinois State Treasurer	Accrued Liabilities		County Clerk Domestic Violence	9/22/2025	1,850.00
IL Department of Public Health - Vital Records	Accrued Liabilities		Death Certificates	9/22/2025	10,464.00
Illinois Department of Revenue	Accrued Liabilities		State Real Estate Transfer Tax	9/2/2025	357,835.50
Steffens 3D Construction, Inc.	Pavement Preservation	Transportation	Virgil Township	9/22/2025	96,864.26
TOTAL				**1912**	**$18,911,786.62**

STATE OF ILLINOIS)
SS.
COUNTY OF KANE)

FINANCE REPORT NO. TMP-25-1317

MONTHLY FINANCE REPORTS

Kane County Finance Committee
Finance Department
Monthly Report
October 29, 2025

General Fund – General Account

Revenue	2025 Amended Budget	2025 Expected	2025 Actual Amount	Difference	%Difference	Variance Indicator	Risk/Concern
Charges for Services	$ 10,384,829	$ 8,654,024	$ 10,193,591	$ 1,539,566	18%	Above Range	Recorder and County Clerk revenue up
Fines	2,466,100	2,055,083	627,606	(1,427,477)	-69%	Below Range	Ok - timing; Treasurer Back Taxes and Interest
Grants	2,365,521	1,971,268	1,625,081	(346,186)	-18%	Below Range	SAO - $600K below; Cnty Clerk $122K above
Interest Revenue	2,174,030	1,449,353	957,813	(491,540)	-34%	Below Range	Int posted as of July 2025/Gen Fd balance lower than expected
Licenses and Permits	1,750,350	1,458,625	1,302,583	(156,042)	-11%	Below Range	Bldg & Inspection Permits $200K below expected
Other	305,215	254,346	314,292	59,946	24%	Above Range	$62K refund from Constellation Energy
Other Taxes	45,445,745	34,084,309	35,763,939	1,679,630	5%	Within Range	sales tax slightly higher than budget
Property Taxes	35,876,942	35,876,942	35,645,094	(231,848)	-1%	Within Range	Ok
Reimbursements	9,371,716	7,809,763	8,987,362	1,177,599	15%	Above Range	Ok - additional reimb in Crt Svs and Judiciary
Transfers In	6,265,446	6,265,446	6,252,141	(13,305)	0%	Within Range	
Revenue Total	***$ 116,405,894***	***$ 99,879,159***	***$ 101,669,502***	***$ 1,790,342***	***2%***	Within Range	
Expenses							
Capital	$ 331,915	$ 276,596	$ 214,319	62,277	23%	Within Range	Ok
Commodities	8,280,435	6,900,363	8,000,826	(1,100,463)	-16%	Above Range	Sheriff Food - $1.2m over annual budget
Contractual Services	18,643,903	14,759,757	13,264,014	1,495,743	10%	Below Range	IT below budget in IT Dept and Countywide
Personnel Services- Employee Benefits	16,251,389	13,542,824	12,276,557	1,266,267	9%	Below Range	Sheriff, Crt Svcs, among others below budgeted insurance
Personnel Services- Salaries & Wages	88,019,096	72,785,022	69,070,996	3,714,026	5%	Within Range	Sheriff, Crt Svcs, County Clerk, Circuit Clerk below budget
Transfers Out	12,532,889	12,532,889	12,532,889	-	0%	Within Range	
Expenses Total	***$ 144,059,627***	***$ 120,797,450***	***$ 115,359,601***	***$ 5,437,849***	***5%***	Within Range	
Fund Balance Utilization	**$ (27,653,733)**	**$ (20,918,290)**	**$ (13,690,099)**	**$ (3,647,507)**	***17%***	Above Range	

The following is a section from the FY 2025 Budget Book. One of the more challenging aspects of presenting government financial information is that related information is presented across many separate funds. The most notable challenge is that payroll taxes and pension costs for positions whose salaries are paid out of the County's General Fund – General Account #001 – which is the majority of positions in the County – are paid out of two separate funds – the Illinois Municipal Retirement Fund (IMRF) and the FICA/Social Security Fund. For positions whose salaries are paid out of a Special Revenue Fund such as Health Department or Transportation Department – all related payroll costs including salaries, health insurance, dental insurance, payroll taxes, and pension costs – are all paid out of the same Special Revenue Fund. When producing reports based on Functional Area such as Public Safety and Judicial, Health and Welfare, Highways and Streets, the taxes and pension costs in the IMRF and FICA fund are coded as "General Government" and historically not assigned to the real functional area such as Public Safety and Judicial, Development, etc. For the FY 2025 Budget, using technology features in NewWorld which had not been used before, we were able to properly code payroll taxes and pension costs for positions budgeted out of the General Fund to the proper functional area; prior to FY 2024 we did not budget in this manner making comparisons difficult but we will continue to use these new coding features on a go forward. As seen in the chart below, once the payroll taxes and pension costs are accurately coded, General Government expenses go down and other functional areas, most notably Public Safety and Judicial go up.

Expenses - All Funds - by Functional Area

Budget Category	2023 Actual	2024 Amended Budget	2025 Budget	2025 Pension and Taxes for GF Depts	2025 Budget with Allocated General Fund Pension and Taxes	Total $ Change in Budget	Change 2024 Amended Budget to 2025 Budget	% of 2025 Budget
Debt Service	$ 4,978,797	$ 5,472,142	$ 7,777,437	$ -	$ 7,777,437	$ 2,305,295	42.13%	1.87%
Development, Housing and Economic Development	11,684,209	16,113,057	15,620,545	149,526	15,770,071	(342,986)	-2.13%	3.78%
Environment & Conservation	1,261,028	9,025,901	8,188,629	91,798	8,280,427	(745,474)	-8.26%	1.99%
General Government	133,503,078	102,694,530	100,345,619	(12,329,296)	88,016,323	(14,678,207)	-14.29%	21.12%
Health and Welfare	13,588,417	39,991,312	37,814,756	-	37,814,756	(2,176,556)	-5.44%	9.08%
Highways and Streets	63,816,498	140,105,217	111,981,037	-	111,981,037	(28,124,180)	-20.07%	26.87%
Judicial	31,475,594	43,931,823	43,346,454	2,889,149	46,235,603	2,303,780	5.24%	11.10%
Other	286,758	479,110	520,387	-	520,387	41,277	8.62%	0.12%
Public Safety	70,610,007	69,503,051	78,260,607	8,529,227	86,789,834	17,286,783	24.87%	20.83%
Public Service and Records	7,862,984	12,033,744	12,822,696	669,596	13,492,292	1,458,548	12.12%	3.24%
Total	$ 339,067,369	$ 439,349,886	$ 416,678,167	$ -	$ 416,678,167	$ (22,671,719)	-5.16%	100.00%

**County employees whose salaries are budgeted out of the General Fund – General Account #001 have their pension and payroll taxes budgeted out of special revenue funds – Illinois Municipal Retirement Fund (IMRF) #110 and FICA/Social Security Fund #111. This separation of how the pension and payroll taxes are budgeted for salaries in the General Fund is a requirement of IMRF. County employees who salaries are budgeted in a Special Revenue Fund, such as for the Health Department or Transportation Department, have their pension and payroll taxes budgeted out of the same Special Revenue Fund. In order to better present expenses by functional category, the pension and payroll taxes for General Fund employees has been allocated to the appropriate functional category for purposes of this chart and presentation in the 2025 Budget column only. The column labeled "Total $ Change in Budget" is the difference between the 2025 Budget with Allocated General Fund Pension and Taxes to the 2024 Amended Budget.*

When taking into consideration all benefit costs for salaries budgeted out of the General Fund – General Account, Public Safety and Judicial expenses together are the largest part of the Kane County budget at $133,025,437, or 32% of the 2025 Budget. Moreover, the Public Safety and Judicial expenses are primarily salaries, benefits, and contractual expenses with some capital items. The second largest component of the Kane County budget at $111,981,037, 27% of the 2025 County Budget, is Highway and Streets, which is primarily capital costs associated with building, repairing, and maintaining County roads. Approximately 31% of the General Government Fund expenses represents health and dental costs for County employees from the Health Insurance Internal Service Fund; this Health Insurance Fund is funded by the employer and employee health and dental contributions which are reported as expenses in the General Fund and Special Revenue Funds.

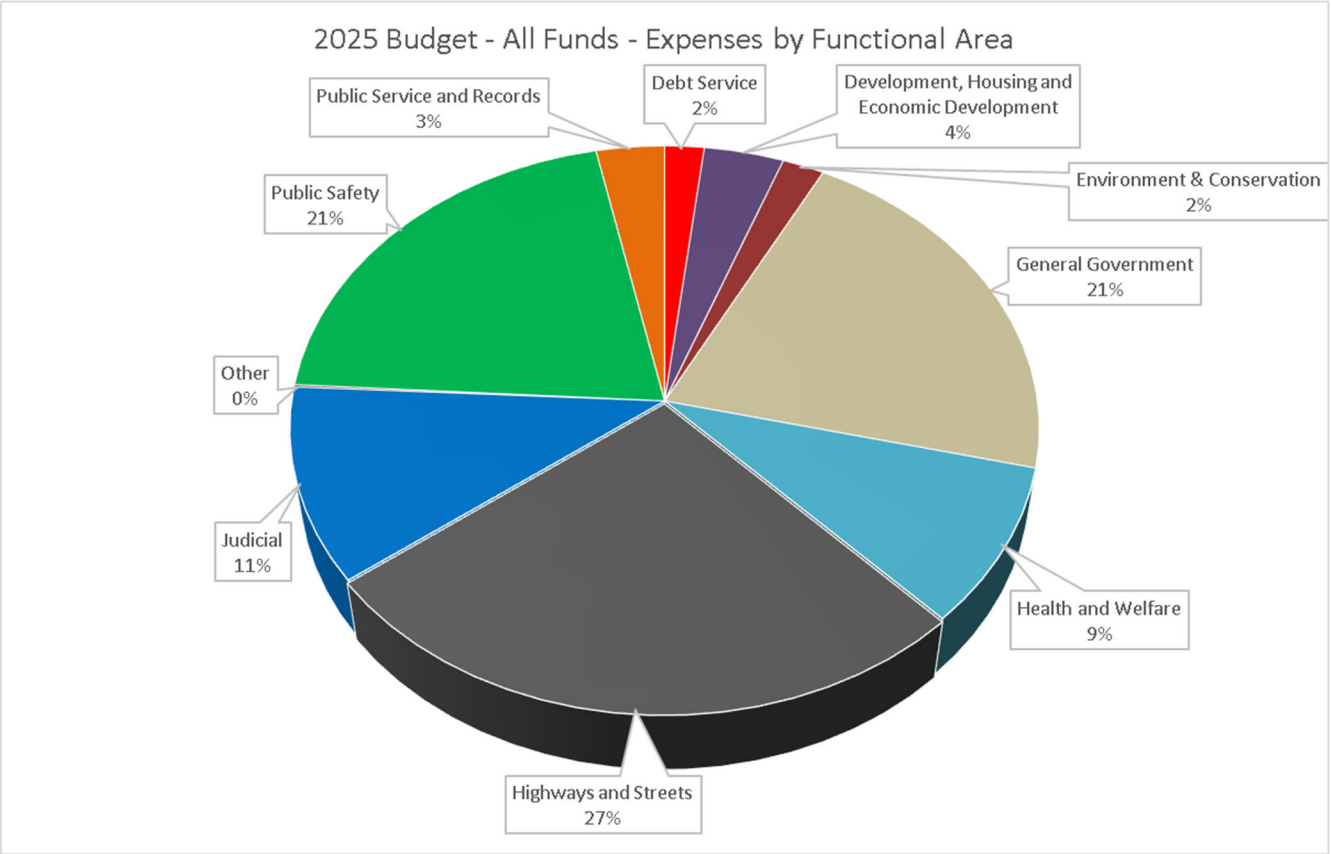

General Fund – General Account Expenditures by Functional Area

Below is a table of General Fund – General Account expenditures by functional area:

Functional Expenses - General Fund - General Account #001						
Budget Category	**2023 Actual**	**2024 Amended Budget**	**2025 Budget**	**Total $ Change in Budget**	**Change 2024 Amended Budget to 2025 Budget**	**% of 2025 Budget**
Development, Housing and Economic Development	$ 1,295,698	$ 1,515,097	$ 1,626,635	$ 111,538	7.36%	1.17%
Environment & Conservation	623,476	810,294	857,448	47,154	5.82%	0.62%
General Government	24,261,210	26,385,414	30,407,435	4,022,021	15.24%	21.89%
Judicial	22,131,540	30,040,354	29,986,278	(54,076)	-0.18%	21.59%
Other	22,513	48,663	-	(48,663)	-100.00%	0.00%
Public Safety	58,671,936	57,608,914	66,074,700	8,465,786	14.70%	47.56%
Public Service and Records	6,632,429	9,471,132	9,963,427	492,295	5.20%	7.17%
Total	$ 113,638,802	$ 125,879,867	$ 138,915,923	$ 13,036,056	10.36%	100.00%

The overall increase in the General Fund functional areas is due primarily to an increase in Public Safety personnel services – salaries and wages of $6.26 million, Public Safety contractual services of $1.25 million of which $1.1 million is an increase in medical/dental services for detainees, and an increase of $4 million in General Government which represents a transfer to the Capital Projects Fund for building repair and maintenance.

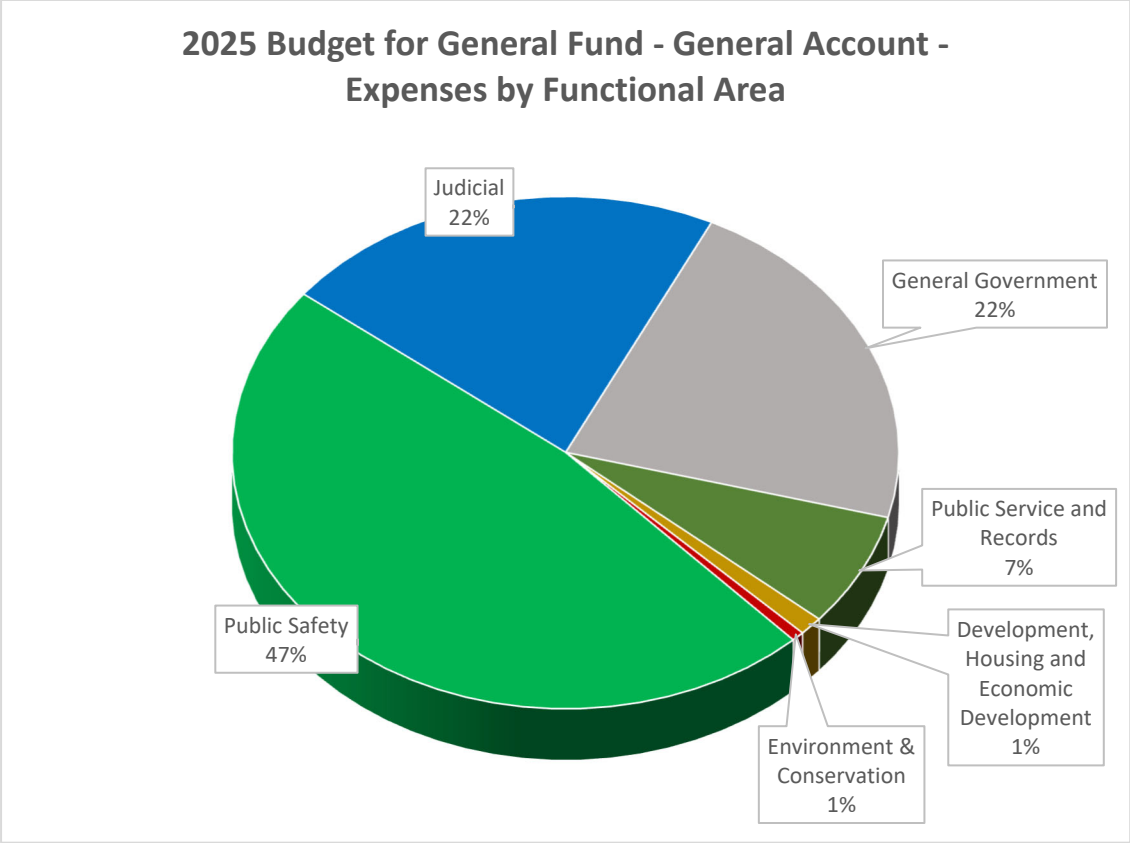

General Fund – General Account Revenues and Expenditures by Classification

Below is a table of General Fund – General Account expenditures by classification:

Expenses - General Fund - General Account - by Classification								
Expenses Budget Category	**2023 Actual**	**2024 Adopted Budget**	**2024 Amended Budget**	**2024 Actual to Date**	**2024 Actual to 2024 Adopted Budget**	**2025 Budget**	**Total $ Change 2024 Actual to 2025 Budget**	**% Change 2024 Actual to 2025 Budget**
Personnel Services- Salaries & Wages	$ 70,051,830	$ 78,290,765	$ 80,444,346	$ 79,775,453	102%	$ 85,970,868	$ (6,195,415)	-7.77%
Personnel Services- Employee Benefits	13,139,607	14,362,133	14,362,133	13,948,725	97%	16,088,044	(2,139,319)	-15.34%
Contractual Services	18,332,064	17,581,897	16,587,944	16,110,366	92%	19,590,136	(3,479,770)	-21.60%
Commodities	6,813,099	7,984,845	8,003,585	7,779,540	97%	8,137,091	(357,551)	-4.60%
Capital	39,182	189,480	193,480	135,037	71%	126,895	8,142	6.03%
Transfers Out	5,263,019	4,009,092	6,288,379	6,288,379	157%	9,002,889	(2,714,510)	-43.17%
Total	$ 113,638,802	$ 122,418,212	$ 125,879,867	$ 124,037,499	101%	$ 138,915,923	$ (14,878,424)	12.00%

Below is a table of General Fund – General Account revenues by classification:

Revenues - General Fund - General Account - by Classification								
Revenue Budget Category	**2023 Actual**	**2024 Adopted Budget**	**2024 Amended Budget**	**2024 Actual to Date**	**2024 Actual to 2024 Adopted Budget**	**2025 Budget**	**Total $ Change 2024 Actual to 2025 Budget**	**% Change 2024 Actual to 2025 Budget**
Other Taxes	$ 44,421,818	$ 50,283,776	$ 50,283,776	$ 43,826,060	87%	$ 45,445,745	$ (1,619,685)	-3.70%
Property Taxes	33,479,769	33,831,971	33,831,971	33,898,848	100%	33,831,971	66,877	0.20%
Transfers In*	17,278,888	1,200,553	6,562,270	6,570,619	547%	2,669,646	3,900,973	59.37%
Charges for Services	11,949,001	10,220,294	10,270,294	11,455,889	112%	10,384,829	1,071,060	9.35%
Reimbursements	9,527,134	8,889,963	9,438,055	10,109,692	114%	9,371,716	737,976	7.30%
Fines	2,703,853	2,256,250	2,256,250	2,914,981	129%	2,466,100	448,881	15.40%
Interest Revenue	2,652,783	1,850,041	1,850,041	2,896,875	157%	2,174,030	722,845	24.95%
Licenses and Permits	1,732,938	1,460,350	1,460,350	1,588,611	109%	1,750,350	(161,739)	-10.18%
Grants	1,047,888	617,392	683,097	1,405,882	228%	1,215,521	190,361	13.54%
Other	292,916	256,093	256,093	369,501	144%	305,215	64,286	17.40%
Fund Balance Utilization	-	11,551,529	8,987,670	9,000,540	78%	29,300,800	(20,300,260)	-225.54%
Total	$ 125,086,989	$ 122,418,212	$ 125,879,867	$ 124,037,499	101%	$ 138,915,923	$ (14,878,424)	12.00%

*2023 Actual Transfers In includes $11,228,467 from the General Fund - COVID Payroll Reimbursement Account #357, $5,009,776 from the General Fund - Property Tax Freeze Protection Fund, and $33,908 from the General Fund - Special Reserve Fund #112. Without these transfers in, total revenues would have been $108,814,838.35.

Revenues - All County Funds – 2024 Budget to Actual - Draft

Revenue - All Funds								
Revenue Budget Category	2023 Actual	2024 Adopted Budget	2024 Amended Budget	2024 Actual to Date	2024 Actual to 2024 Adopted Budget	2025 Budget	Total $ Change 2024 Actual to 2025 Budget	% Change 2024 Actual to 2025 Budget
Fund Balance Utilization	$ 4,882,382	$ 123,159,635	$ 139,108,893		0%	$ 122,786,511	$ (122,786,511)	#DIV/0!
Other Taxes	89,927,174	95,637,090	95,637,090	91,538,019	96%	93,590,974	(2,052,955)	-2.24%
Property Taxes	58,676,854	59,075,060	59,075,060	59,189,084	100%	59,725,632	(536,548)	-0.91%
Reimbursements	14,892,554	14,158,861	32,206,953	35,319,082	249%	28,660,947	6,658,135	18.85%
Other	26,464,225	6,297,615	30,162,924	28,669,571	455%	32,822,382	(4,152,811)	-14.49%
Charges for Services	25,824,018	24,476,931	24,526,931	23,720,804	97%	24,001,223	(280,419)	-1.18%
Transfers In	70,965,691	11,344,932	20,584,328	38,206,620	337%	17,626,120	20,580,500	53.87%
Grants	22,577,114	14,455,850	16,119,346	34,508,883	239%	16,145,513	18,363,370	53.21%
Interest Revenue *	17,314,380	15,072,132	15,308,712	22,903,029	152%	14,168,508	8,734,521	38.14%
Licenses and Permits	3,812,647	3,392,394	3,392,394	3,668,974	108%	3,729,252	(60,278)	-1.64%
Fines	3,730,331	3,227,255	3,227,255	4,174,132	129%	3,421,105	753,027	18.04%
Total	$ 339,067,370	$ 370,297,755	$ 439,349,886	$ 341,898,197	92%	$ 416,678,167	$ (74,779,970)	-21.87%

Expenses - All County Funds – 2024 Budget to Actual - Draft

Expenses - All Funds - by Classification								
Expenses Budget Category	2023 Actual	2024 Adopted Budget	2024 Amended Budget	2024 Actual to Date	2024 Actual to 2024 Adopted Budget	2025 Budget	Total $ Change 2024 Actual to 2025 Budget	% Change 2024 Actual to 2025 Budget
Personnel Services- Salaries & Wages	$ 89,331,963	$ 102,262,503	$ 105,606,966	$ 101,937,644	100%	$ 111,499,945	$ (9,562,301)	-9.38%
Personnel Services- Employee Benefits	31,652,867	35,504,656	35,761,881	35,031,449	99%	40,297,894	(5,266,445)	-15.03%
Contractual Services	91,253,271	91,373,006	124,075,255	83,986,253	92%	120,380,625	(36,394,372)	-43.33%
Commodities	11,517,946	14,603,240	14,833,803	12,490,304	86%	15,441,894	(2,951,590)	-23.63%
Capital	39,372,880	78,975,526	97,298,338	38,044,331	48%	60,243,524	(22,199,193)	-58.35%
Debt Service	4,972,751	5,332,281	23,495,421	23,756,895	446%	16,038,340	7,718,555	32.49%
Transfers Out	70,965,691	11,344,932	20,584,328	38,206,620	337%	17,623,548	20,583,072	53.87%
ARPA Budget Expense	-	25,000,000	10,179,705	-	0%	25,029,000	(25,029,000)	
Addition to Fund Balance	-	5,901,611	7,514,189	-	0%	10,123,397	(10,123,397)	
Total	$ 339,067,369	$ 370,297,755	$ 439,349,886	$ 333,453,495	90%	$ 416,678,167	$ (83,224,672)	24.96%

Budget to Actual

Report of Funds which exceeded budgeted revenues or expenses is attached at end of this report.

Unearned Revenue (Liability Account)

Unearned revenue generally represents cash received for which the related expenses have not yet been incurred. Typically, at the County, unearned revenue is recorded when grant money is received in cash prior to identifying how the cash will be spent. Once expenses are identified and recorded, the Unearned Revenue is recorded as Revenue. As of September 19, 2025, the following Unearned Revenue is recorded on the County's general ledger:

Fund	*Amount*	*Description*
General Fund	$1,606,802	County Clerk grant
ARPA	$47,703,538	ARPA
Emergency Rental Assistance #2	$6,011,496	Emergency Rental Assistance
Farmland Preservation	$76,946	Farmland Preservation
Growing for Kane	$25,450	Food Growers Support

Kane County Finance Committee
Finance Department
Monthly Report
October 29, 2025

The following are various trend charts and graphs on County revenues

FY 2024				Change from Prior Year		Variance from 2024 Budget	
Tax Revenue	Prior Year YTD	Expected Revenue	FY 2024 Actual	Amount	%	Amount	%
Sales Tax	$ 25,055,958	$ 27,000,000	$ 25,920,915	$ 864,957	3%	$ (1,079,085)	-4%
Local Use Tax	2,396,789	2,520,000	2,173,371	(223,419)	-9%	(346,629)	-14%
RTA Sales Tax	24,559,994	26,356,722	26,091,497	1,531,504	6%	(265,225)	-1%
State Income Tax	9,672,286	11,990,000	10,283,982	611,697	6%	(1,706,018)	-14%
Personal Property Replacement Tax	4,792,224	5,000,000	2,812,713	(1,979,511)	-41%	(2,187,287)	-44%
State Motor Fuel Tax	11,535,413	12,391,927	12,021,014	485,601	4%	(370,913)	-3%
County Motor Fuel Tax	9,844,852	10,180,441	10,178,419	333,568	3%	(2,022)	0%
Total	$ 66,477,251	$ 72,866,722	$ 67,282,478	$ 805,227	1%	$ (5,584,244)	-8%

variance < -11%
variance between 10% to -10%
variance > 11%

FY 2025 to Date				**Change from Prior Year**		**Variance from 2025 Budget**	
Tax Revenue	Prior Year YTD	Expected Revenue	FY 2025 Actual	Amount	%	Amount	%
Sales Tax	$ 19,003,002	$ 20,250,000	$ 21,277,151	$ 2,274,150	12%	$ 1,027,151	5%
Local Use Tax	1,694,988	1,875,000	747,747	(947,241)	-56%	(1,127,253)	-60%
RTA Sales Tax	19,220,261	20,158,087	21,334,566	2,114,305	11%	1,176,479	6%
State Income Tax	9,753,621	8,333,333	9,641,428	(112,193)	-1%	1,308,095	16%
Personal Property Replacement Tax	2,682,781	1,895,833	1,958,241	(724,540)	-27%	62,408	3%
State Motor Fuel Tax	8,865,801	8,851,727	9,258,194	392,393	4%	406,467	5%
County Motor Fuel Tax	7,464,753	7,742,543	7,868,223	403,470	5%	125,680	2%
Total	$ 52,354,653	$ 52,512,253	$ 54,959,133	$ 2,604,480	5%	$ 2,446,880	5%

variance < -11%
variance between 10% to -10%
variance > 11%

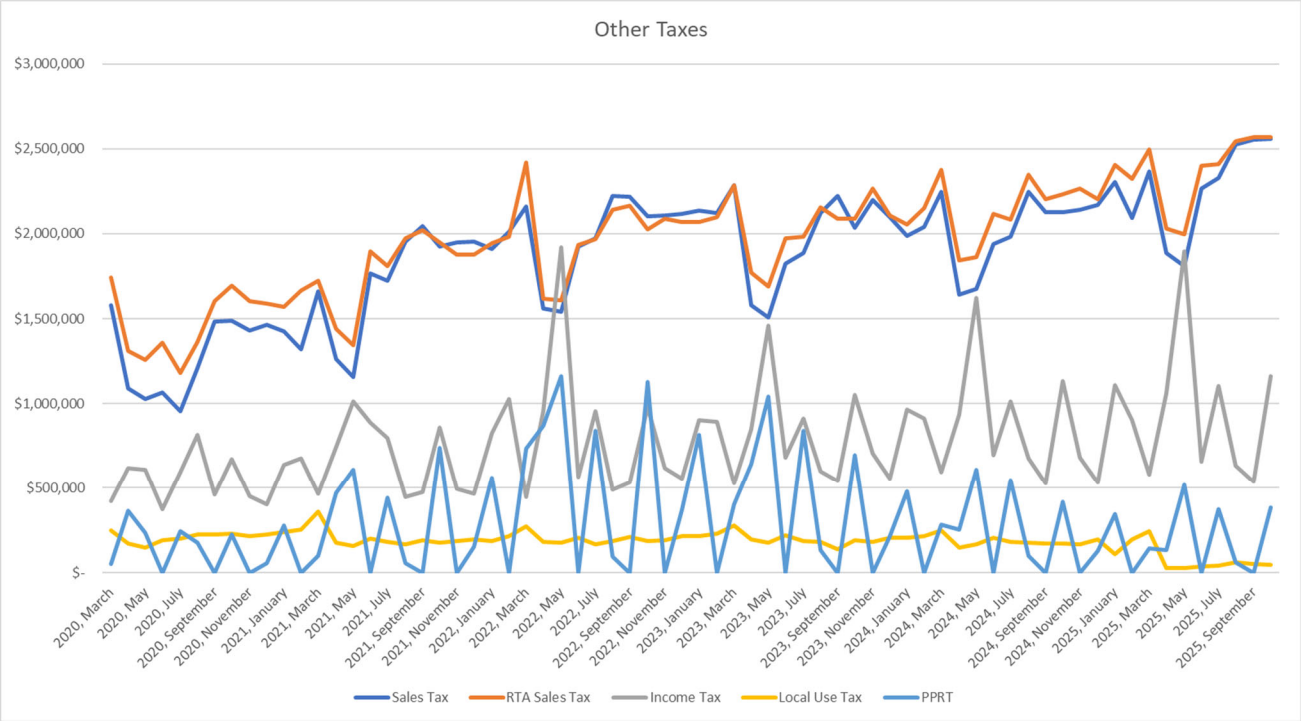
Other Taxes
$3,000,000
$2,500,000
$2,000,000
$1,500,000
$1,000,000
$500,000
$-
2020, March
2020, May
2020, July
2020, September
2020, November
2021, January
2021, March
2021, May
2021, July
2021, September
2021, November
2022, January
2022, March
2022, May
2022, July
2022, September
2022, November
2023, January
2023, March
2023, May
2023, July
2023, September
2023, November
2024, January
2024, March
2024, May
2024, July
2024, September
2024, November
2025, January
2025, March
2025, May
2025, July
2025, September
Sales Tax
RTA Sales Tax
Income Tax
Local Use Tax
PPRT

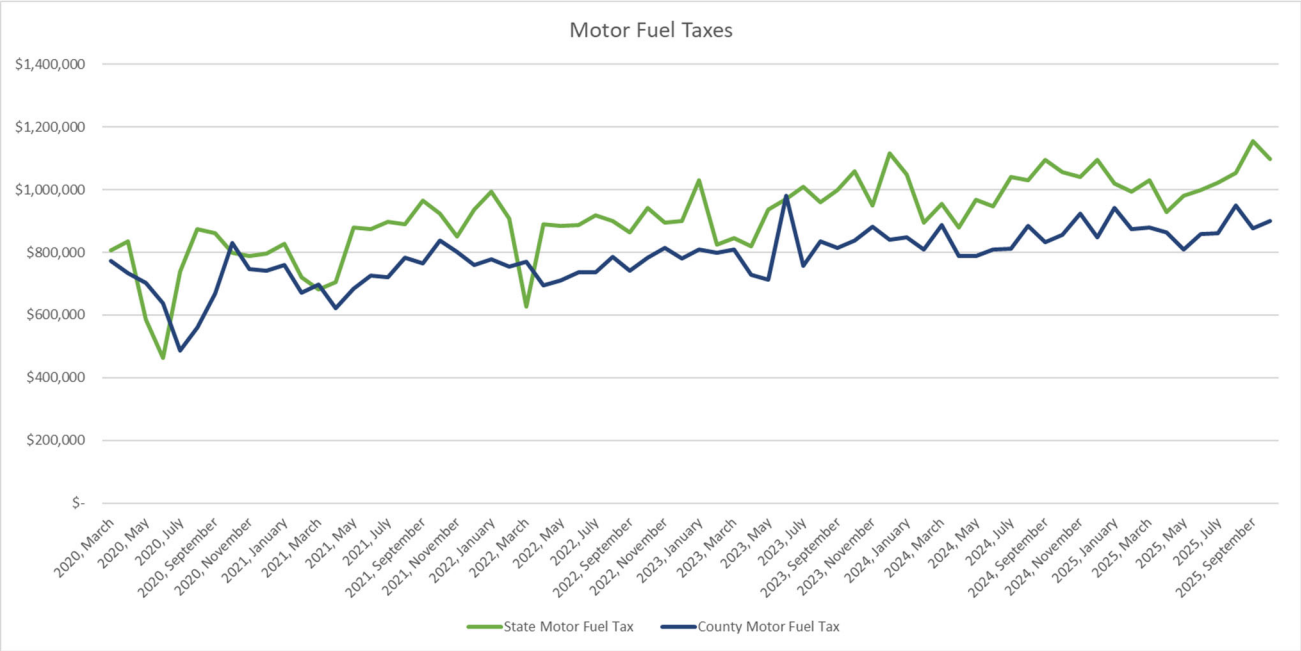
Motor Fuel Taxes
$1,400,000
$1,200,000
$1,000,000
$800,000
$600,000
$400,000
$200,000
$-
2020, March
2020, May
2020, July
2020, September
2020, November
2021, January
2021, March
2021, May
2021, July
2021, September
2021, November
2022, January
2022, March
2022, May
2022, July
2022, September
2022, November
2023, January
2023, March
2023, May
2023, July
2023, September
2023, November
2024, January
2024, March
2024, May
2024, July
2024, September
2024, November
2025, January
2025, March
2025, May
2025, July
2025, September
State Motor Fuel Tax
County Motor Fuel Tax

These tax revenues are deposited into the following funds:

Tax Revenue	Fund	Percentage Allocated
Sales Tax	General Fund	100%
Local Use Tax	General Fund	100%
RTA Sales Tax	General Fund	10%
RTA Sales Tax	Transportation Sales Tax Fund (KDOT)	75%
RTA Sales Tax	Public Safety Sales Tax Fund	9%
RTA Sales Tax	Judicial Technology Fund	6%
State Income Tax	General Fund	100%
Personal Property Replacement Tax	General Fund	100%
State Motor Fuel Tax*	Motor Fuel Tax Fund (KDOT)	100%
County Motor Fuel Tax **	County Motor Fuel Tax Fund (KDOT)	100%

*On July 1, 2025, the State Motor Fuel Tax rate increased by 2.82% as the law requires a rate increase equal to the percentage increase, if any, in the Consumer Price Index. This is expected to generate an additional $400,000 more in revenue for the Kane County Division of Transportation.

**On July 1, 2025, the Local County Motor Fuel Tax rate increased by 2.82% as the law requires a rate increase equal to the percentage increase, if any, in the Consumer Price Index. The rate will increase from 4.9 cents to 5.0 cents per gallon, is expected to generate approximately $300,000 more in revenue for the Kane County Division of Transportation.

***On October 22, 2025, the Kane County Board increased the County Motor Fuel Tax rate from 5.0 cents per gallon to 8.0 cents per gallon, which will become effective July 1, 2026.

Local Government Distributive Fund

A percentage of the following State of Illinois taxes are distributed to local governments based on population:

- **State Income Tax**

Effective Date	Individuals, Trusts, and Estates	Corporations	Electing Pass-Through Entities
August 1, 2017	6.06%	6.85%	
February 1, 2022			6.06%
August 1, 2022	6.16%	6.85%	6.16%
August 1, 2023	6.47%	6.85%	6.47%

Note: There is no increase or a reduction in the Local Government Distributive Fund (LGDF) funding formula in the State FY 2026 budget.

- **Local Use Tax**
  - Tax imposed on the user of tangible personal property that is purchased anywhere at retail. The State rates for use tax is 6.25% on general merchandise and 1.00% qualifying food, drugs and medical appliances
  - Percentage received by Counties is 16% of tax on general merchandise and 100% of the 1% tax on qualifying food, drug, and medical appliances
- *****NEW - Changes in Use Tax & ROT Allocations*****
  - "Beginning January 1, 2025, Public Act 103-0983 mandated that all retail sales originating from outside of Illinois and made to Illinois customers by retailers with physical presence nexus with Illinois are now subject to destination-based Retailers' Occupation Tax (ROT) rather than Use Tax (UT).
  - It is important to note that each unit of local government will be affected differently by this change in the law. Previously, Use Tax was collected statewide and allocated to local governments based on population, regardless of the shopping habits of residents. Now, ROT (sales tax) collections and allocations are determined by the jurisdiction where the item is shipped or delivered or at which possession is taken by the purchaser. As a result, local governments may experience fluctuations in allocations."
  - Per IDOR, "Basically, they have reduced the number of transactions that qualify as use tax, so that in turn reduces use tax disbursements."

- Information on the first allocation affected by this law change was received this month. The table below illustrates the impact on Use Tax - Statewide, along with the corresponding increases in ROT (sales tax).

Statewide	April 2024	April 2025	Difference	% Change
MT	$184,413,135	$209,702,900	$25,289,766	14%
CT	$6,443,917	$8,983,942	$2,540,025	39%
CST	$23,039,088	$26,123,718	$3,084,631	13%
HMR	$107,890,988	$123,048,602	$15,157,614	14%
NHMR	$16,588,252	$19,888,408	$3,300,156	20%
USE	$24,978,107	$4,993,221	($19,984,886)	-80%
Total	$363,353,487	$392,740,792	$29,387,305	8%

MT: Municipal Sales Tax
CT: County Sales Tax
CST: Countywide Sales Tax
HMR: Municipal Home Rule Sales Tax
NHMR: Municipal Non-Home Rule Sales Tax
USE: Local Use Tax

- Kane County Sales Information detail is as follows:

Date Posted	Sales Tax	RTA Sales Tax	Local Use Tax	County Cannabis Tax (CCAN)	Cannabis Regulation Fund - State
12/1/2024	$2,168,219	$ 2,203,723	$196,590	$ 122,972	$ 7,598
1/1/2025	$2,304,203	$ 2,403,092	$112,193	$ 104,022	$ 8,524
2/1/2025	$2,092,630	$ 2,323,569	$195,182	$ 105,407	$ 7,997
3/1/2025	$2,366,942	$ 2,495,539	$245,382	$ 108,130	$ 8,170
4/1/2025	$1,884,704	$ 2,029,194	$ 30,030	$ 97,603	$ 7,550
5/1/2025	$1,809,822	$ 1,995,198	$ 29,803	$ 90,922	$ 7,463

- **Cannabis Regulation Tax (State)**
  - 8% of the State's cannabis taxes remaining after administrative and expungement costs are deposited into the Local Government Distributive Fund. The Cannabis Regulation Tax is deposited into a Special Revenue Fund #264 and is purpose restricted – only to be used for prevention and law enforcement training and is overseen by the Sheriff.

The State Income Tax and Local Use Tax revenues received by Kane County are deposited into the County's General Fund.

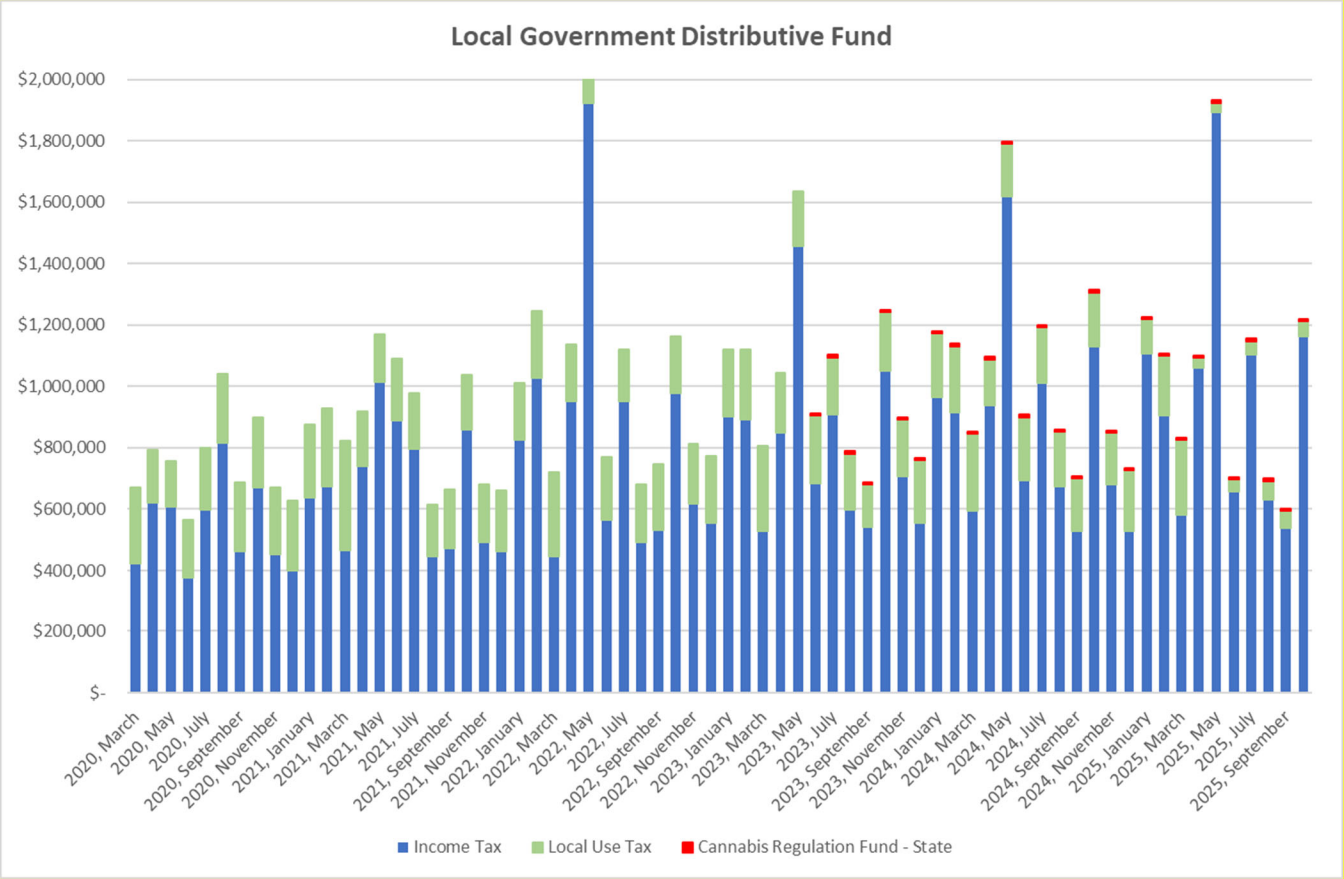
Local Government Distributive Fund
$2,000,000
$1,800,000
$1,600,000
$1,400,000
$1,200,000
$1,000,000
$800,000
$600,000
$400,000
$200,000
$-
2020, March
2020, May
2020, July
2020, September
2020, November
2021, January
2021, March
2021, May
2021, July
2021, September
2021, November
2022, January
2022, March
2022, May
2022, July
2022, September
2022, November
2023, January
2023, March
2023, May
2023, July
2023, September
2023, November
2024, January
2024, March
2024, May
2024, July
2024, September
2024, November
2025, January
2025, March
2025, May
2025, July
2025, September
Income Tax
Local Use Tax
Cannabis Regulation Fund - State

Personal Property Replacement Taxes (PPRT)

Personal Property Replacement Taxes are "revenues collected by the State of Illinois and paid to local governments to replace money that was lost by local governments when their powers to impose personal property taxes on corporations, partnerships, and other business entities were taken away. These taxes resulted when the new Illinois Constitution directed the legislature to abolish business personal property taxes and replace the revenue lost by local government units and school districts. In 1979, a law was enacted to provide for statewide taxes to replace the monies lost to local governments." Corporations, partnerships, trusts, and S corporations pay these taxes.

Eight distributions are sent each year to qualifying taxing districts (January, March, April, May, July, August, October, and December).

https://tax.illinois.gov/questionsandanswers/answer.242.html

State statute requires the Illinois Department of Revenue to provide an estimated entitlement of the amount of PPRT for Fiscal Year 2024 (July 1, 2023 to June 30, 2024). Per the Illinois Department of Revenue website, "The Fiscal Year 2024 PPRT allocations are estimated at $3.235 billion. This is a decrease of 28.8% from Fiscal Year 2023 PPRT allocations that totaled $4.541 billion." FY 2025 is now expected to be $200 million less than FY 2024.

*****Illinois Department of Revenue - May 2024 PPRT Statement*****

"Effective July 2023, IDOR adjusted its tax processing system to more accurately estimate future reallocations of Personal Property Replacement Tax (PPRT) and Local Government Distributive Fund (LGDF) distributions as required by statute. Due to the timing of the tax processing system update, it was expected that the reconciliation of payments and returns for tax year 2022 would result in a similar reallocation as occurred in 2021. However, due to a substantial quantity of amended tax returns, the reconciliation of tax year 2022 resulted in a greater reallocation than in tax year 2021.

The reallocation of tax year 2021 and 2022 receipts was caused by tax policy changes, such as the federal government enacting the State and Local Tax (SALT) deduction cap, the State of Illinois creation of the Pass-Through Entity Tax (PTE), and large increases in business income tax receipts.

The reallocation in fund distributions, which state statutes require, resulted in an increase in FY'24 LGDF allocations and a reduction in FY'24 PPRT allocations to taxing districts. The same will occur for the upcoming FY'25. This reallocation will result in a PPRT reduction for FY'25 of $1.021 billion compared to the $818 million reduction that occurred in FY'24.
May 30, 2024"

August 2025, the Illinois Department of Revenue provided an estimate of Personal Property Replacement Taxes by jurisdiction for the State Fiscal Year 2026 as follows

Fiscal Period	***Amount***
July 1, 2022 to June 30, 2023 – Actual	$ 5,332,410
July 1, 2023 to June 30, 2024 – Actual	$ 3,512,323
July 1, 2024 to June 30, 2025 – Actual	$ 2,328,985
July 1, 2025 to June 30, 2026 – Estimate	$ 2,376,974

Kane County PPRT taxes are deposited into Kane County's General Fund and revenue reported as of the County's Fiscal years ended November 30th are as follows:

Cannabis – Since June 2023

- County Cannabis Tax (CCAN) – The County has a 3.75% tax on Adult Use cannabis in unincorporated areas. This revenue is credited to the County's General Fund. 3.75% is the current maximum tax rate for unincorporated areas in Illinois. The County starting collecting this tax in August 2021.
- Cannabis Regulation Tax (State) - 8% of the State's cannabis taxes remaining after administrative and expungement costs are deposited into the Local Government Distributive Fund to support crime prevention programs, training, and interdiction efforts, including detection, enforcement, and prevention efforts, relating to the illegal cannabis market and driving under the influence of cannabis. This revenue is allocated to local governments based on population. This revenue is credited to Kane County's Special Revenue Fund #264 to be used for prevention and law enforcement training and is overseen by the Sheriff.

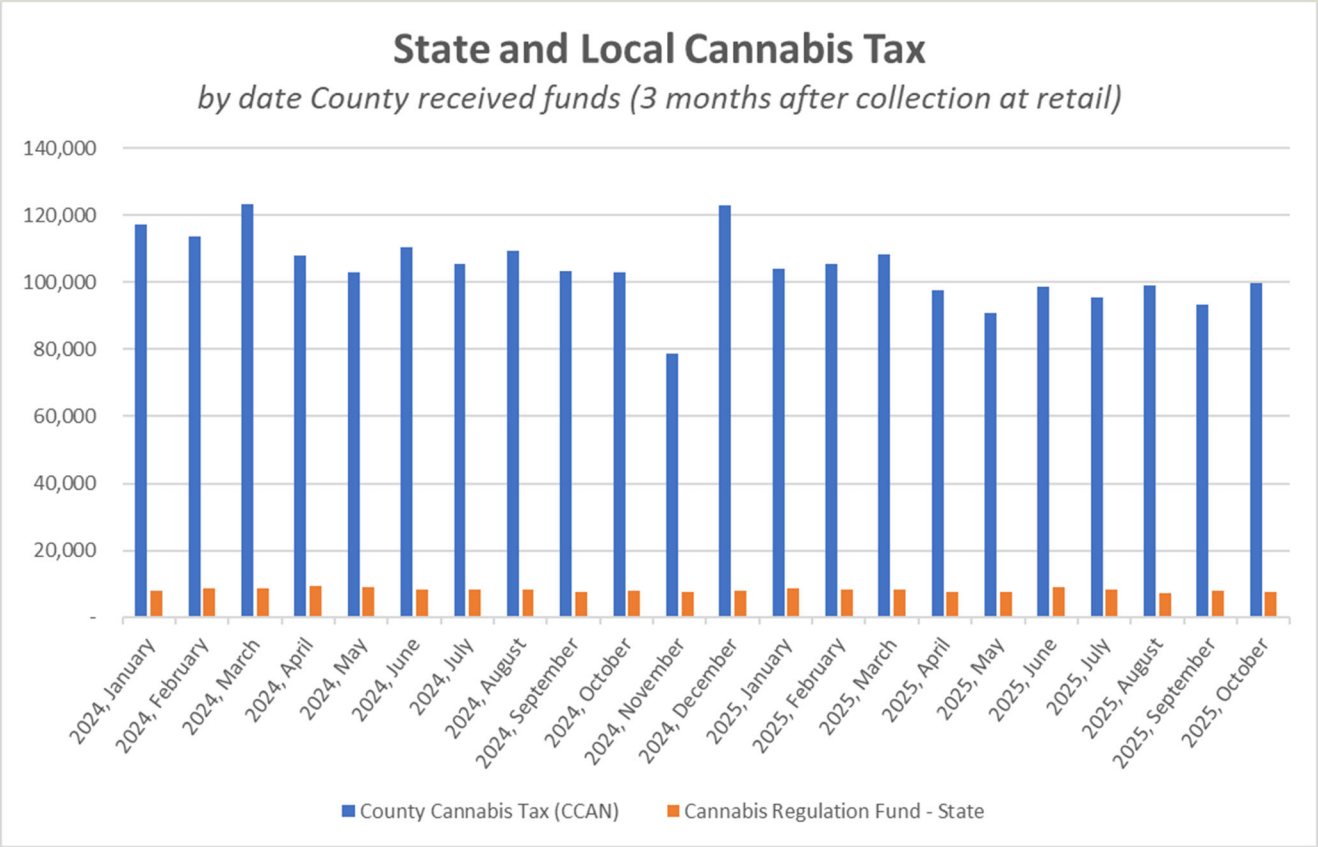

Collective Bargaining Agreements

The contract terms and status of the County's various Collective Bargaining Agreements are as listed below.

Bargaining Unit	Office/Department	Contract Term	2023% increase over PY	2024% Increase over PY	2025 Increase over PY	2026 Increase over PY	2027 Increase over PY
AFSCME	OCR & Workforce Development	7-1-2017 to 6-30-2021					
AFSCME	County Clerk	12-1-2021 to 11-30-2024	3%	3%			
AFSCME	Health	12-1-2021 to 11-30-2024	3% +Equity Adj	3% +Equity Adj			
Teamsters	KDOT	11-1-2022 to 10-31-2025	4%	4%	4%		
AFSCME	Circuit Clerk	12-1-2023 to 11-30-2025	1.6 % to 2%	4% to 5%	3%		
Teamsters	Court Services	12-1-2023 to 11-30-2025	9%	6%	4%		
PBLC	Sheriff Civilians	12-1-2022 to 11-30-2025	18%	3%	3%		
PBLC	Sheriff Corrections	12-1-2022 to 11-30-2025	8%	4%	4%		
Teamsters	Sheriff Court Security Sergeants	1-1-2023 to 11-30-2025		4%	4%		
PBLC	Sheriff Maintenance and Janitor	1-1-2023 to 11-30-2025		3%	3%	3%	
PBLC	Kane Comm	1-1-2023 to 11-30-2026	adjustments	4%	3.50%	3%	
AFSCME	Judiciary, Court Services, Public Defender	12-1-2023 to 11-30-2026	3%	9%	6%	4%	
PBLC	Coroner	12-1-2023 to 11-30-2026	4%	4.5%	4%	3%	
Teamsters	Sheriff Court Security	12-1-2025 to 11-30-2027	3% + Step Schedule	3% + Step Schedule	6%	3%	3%
MAP	Sheriff Peace Officers	12-1-2024 to 11-30-2027	4%	4%	6%	4%	4%

Kane County Finance Committee
Finance Department
Monthly Report
October 29, 2025

Total Salaries, including Overtime, by County Office/Department *(Gross Salaries – does not include reimbursements)*

Department/Office	2015	2016	2017	2018	2019	2020	2021	2022	2023	2024	2025	2025 Forecast
010 County Board	921,794	1,046,619	1,048,501	1,055,850	1,029,409	1,008,578	971,572	1,123,474	1,112,695	1,143,484	970,340	1,173,435
040 Finance *	464,090	548,619	568,197	574,852	722,853	744,961	809,549	943,884	963,242	1,062,571	849,280	1,027,036
060 Information Technologies	2,512,669	2,851,836	3,130,587	3,176,755	3,273,675	3,557,734	3,579,393	3,731,749	3,711,000	4,275,969	3,686,677	4,458,307
080 Building Management	1,086,330	1,233,293	1,232,083	1,220,536	1,198,703	1,201,579	1,180,365	1,259,674	1,857,313	2,631,748	2,280,313	2,757,588
120 Human Resource Mgmt *	371,601	425,055	458,980	344,305	288,165	317,906	272,873	293,113	354,340	392,272	394,285	476,809
140 County Auditor	197,878	234,130	236,390	222,391	214,852	237,987	228,385	232,282	243,893	281,773	263,768	318,975
150 Treasurer/Collector	476,135	515,945	519,304	547,359	561,926	605,516	660,071	679,309	755,674	788,606	671,223	811,712
170 Supervisor of Assessments	766,771	845,914	828,705	811,244	792,108	831,411	845,732	848,964	887,727	1,013,989	854,838	1,033,757
190 County Clerk	1,106,444	1,288,807	1,702,772	2,109,955	1,871,284	2,447,629	2,239,791	2,612,416	2,291,476	3,259,716	2,277,729	2,754,463
210 Recorder	758,381	822,448	792,452	768,019	724,109	734,162	715,914	686,212	712,002	732,747	648,301	783,992
230 Regional Office of Education	247,270	258,646	262,934	258,176	261,700	270,614	263,893	337,158	362,305	376,276	337,293	407,889
240 Judiciary and Courts	1,308,595	1,399,334	1,371,965	1,364,683	1,368,285	1,506,824	1,581,796	1,695,748	1,861,234	2,078,263	1,760,969	2,129,544
250 Circuit Clerk	4,343,681	4,909,769	4,703,627	4,554,406	4,453,432	4,423,586	4,269,538	4,292,681	4,669,403	5,044,830	4,288,642	5,186,265
300 State's Attorney	5,951,339	6,429,063	6,471,906	6,535,922	6,558,605	7,064,340	8,060,253	9,281,958	10,851,388	14,243,014	12,836,242	15,522,897
360 Public Defender	2,655,065	2,928,419	3,206,013	3,165,197	3,185,760	3,199,989	3,318,534	3,507,808	3,587,209	4,384,316	3,858,223	4,665,758
370 Law Library	152,873	158,830	114,295	114,313	119,666	128,856	133,531	115,903	93,539	97,326	82,390	99,634
380 Sheriff	18,807,009	20,561,898	21,143,156	21,346,336	22,185,591	23,631,404	23,826,084	26,352,764	28,371,018	29,989,107	26,542,015	32,097,321
420 Merit Commission	59,916	55,116	68,761	69,427	69,113	58,857	66,255	63,575	63,003	67,144	50,423	60,977
425 Kane Comm	1,151,370	1,350,302	1,333,011	1,326,588	1,326,811	1,438,963	1,443,325	1,495,650	1,820,098	1,960,023	1,721,275	2,081,541
430 Court Services	7,625,061	8,773,104	8,989,953	8,679,622	9,092,715	9,417,024	9,450,226	9,821,756	10,621,185	11,697,446	9,609,267	11,620,509
490 Coroner	510,185	637,880	588,360	590,816	628,314	648,990	715,456	781,458	828,786	918,272	781,562	945,144
500 Animal Control	374,294	421,986	418,742	405,849	414,709	427,994	462,952	595,231	666,127	736,051	639,455	773,295
510 Emergency Management Services	145,266	162,145	163,142	132,433	-	-	-	-	325,786	408,790	406,838	491,991
520 Transportation	4,059,820	4,518,243	4,678,130	4,715,241	4,759,657	4,711,284	5,048,213	5,185,955	5,524,564	5,785,159	5,080,399	6,143,738
580 Health	2,852,763	3,156,784	3,006,028	2,893,972	2,971,306	3,827,527	3,874,297	3,504,441	3,886,397	4,735,186	4,232,629	5,118,528
660 Veterans' Commission	162,275	180,663	188,526	186,823	189,452	194,558	198,517	203,240	318,247	375,731	346,641	419,194
670 Environmental Mgmt	486,703	528,142	551,184	526,656	523,875	505,808	502,835	509,589	539,550	691,109	618,390	747,821
690 Development	972,074	1,042,212	1,116,749	1,137,344	1,182,720	1,255,335	1,351,831	1,380,479	1,538,715	1,910,629	1,666,133	2,014,859
800 Other- Countywide Expenses	369,386	409,866	425,826	346,977	191,952	156,445	322,377	256,933	445,553	779,201	713,387	862,701
Total	60,897,039	67,695,068	69,320,279	69,182,049	70,160,749	74,555,860	76,393,556	81,793,405	89,263,470	101,860,747	88,468,928	106,985,680

**** Payroll function was transferred from HR to Finance in 2019 which more properly segregates the duties of creating employees from paying employees***

Total Energy Costs *(Gross, does not include reimbursements)*

Expense Type	2015	2016	2017	2018	2019	2020	2021	2022	2023	2024	2025
60090 - Utilities- Sewer	$ 117,583	$ 113,224	$ 125,302	$ 141,113	$ 139,946	$ 136,863	$ 138,959	$ 129,598	$ 157,035	$ 134,264	$ 113,649
60100 - Utilities- Water	115,574	102,235	113,877	123,823	128,030	127,795	140,663	145,268	153,706	151,298	106,075
63000 - Utilities- Natural Gas	322,683	204,267	174,999	290,557	253,295	199,577	180,011	250,808	296,477	271,708	276,645
63010 - Utilities- Electric	1,177,724	1,227,036	1,180,704	1,167,841	1,273,019	1,108,266	1,209,069	1,030,226	1,349,994	1,281,027	1,092,013
63020 - Utilities- Intersect Lighting	655,468	528,607	556,616	1,023,492	865,669	698,053	1,004,649	761,208	1,578,710	1,575,159	1,139,018
63040 - Fuel- Vehicles	429,982	356,389	421,759	537,156	532,087	442,546	673,908	904,789	812,771	781,450	690,279
64000 - Telephone	941,602	848,456	585,801	357,313	389,942	385,453	640,854	519,934	407,081	439,529	275,135
64010 - Cellular Phone	25,646	29,668	21,915	321,921	323,459	304,077	180,521	335,493	313,898	366,088	363,591
64020 - Internet	9,181	9,299	9,169	99,104	104,073	103,530	117,611	101,667	113,022	118,156	102,476
Total	$ 3,795,445	$ 3,419,181	$ 3,190,143	$ 4,062,320	$ 4,009,520	$ 3,506,161	$ 4,286,244	$ 4,178,990	$ 5,182,694	$ 5,118,678	$ 4,158,881

Outcome: Maintain an excellent credit rating for the County

- ***FY 2025 Audit Process*** – The external audit for fiscal year 2025 is scheduled to begin in November 2025.
- ***FY 2023 Audit Award*** - Kane County received the Government Finance Officers Association Certificate of Achievement for Excellence in Financial Reporting for fiscal year end November 30, 2023.
-

- **Outcome**: Ensure compliance with all State statutes, the Kane County Code and other regulations

- ***Annual Audit*** – The external audit for FY2025 is scheduled to begin in November 2025.
- **FY 2026 Budget** – The Fiscal 2026 Budget is currently in process.
- ***Bank Reconciliation Process*** - The Finance Department has currently completed reconciling the amounts on the County's bank statements to the Cash accounts on the County's general ledger for the Cash held by Treasurer through the month of August 2025.
- ***Purchasing –*** On January 1, 2025, County elected officials now will need to do competitive bids for items over $30,000 as described below in 55 ILCS 5/5-1022
  - *"As of January 1, 2025, per 55 ILCS 5/5-1022 – Competitive Bids – (a) Any purchase by a county with fewer than 2,000,000 inhabitants, or an elected official in a county with fewer than 2,000,000 inhabitants, including an elected official with control of the internal operations of the office, of services, materials, equipment, or supplies in excess of $30,000, other than professional services, shall be contracted for in one of the following ways…."*

- **Outcome:** Ensure cash and fund balances in each fund are sufficient to provide for budgeted expenditures; ensure revenues and expenditures are recorded in the proper period

- ***FY2026 Budget –*** The Fiscal 2026 Budget is currently in process and as part of that process, a projection of the 11-30-2026 ending cash balance was provided to the Board. The draft FY 2026 Budget was approved by the County Board for public display on October 22, 2025. The draft budget can be found here - https://www.kanecountyil.gov/pages/finance.aspx.

- ***Forecasting –*** The implementation of the Workday Adaptive forecasting tool is in the final stages of building reports and training.

- **Outcome**: Ensure grants programs are properly established, registered, and financially tracked and reported to be in compliance with Federal, State, and other requirements

- ***Grant Administrator –*** The Grant Administrator has assisted with research and grant applications for Workforce Development, Environment and Water Resources, Development, Animal Control, OEM, and the Judiciary focusing on job training and education, composting, the Fox River Trail, electric charging station infrastructure, the hydrogren corridor, and historic preservation.

- **Outcome**: Improve communication, transparency, and disclosures of Kane County's financial information

- ***Quarterly Process Improvement Meeting –*** The second quarterly process improvement meeting was held on September 11, 2025 with representatives from County Offices and Department to discuss ways to improve efficiencies. A variety of topics are being covered including automating the Personnel Action Form (PAF), using the Miscellaneous Billing module in NWS, automating more of the fixed asset information, streamlining the journal entry process for purchases charged back to IT, etc. Finance is currently focusing on the journal entry, fixed assets, and PAF process.
- ***Monthly Close –*** In FY 2025 the Finance Department will be working towards developing a "Monthly Soft-Close" Process. In August 2025, the County "hard-closed" the general ledger for years 11-30-2003 to 11-30-2023.
- ***Business Analytics –*** The roll-out of BA to more County Offices may not be feasible as too many account set-ups may not be manageable.
- ***NewWorld Training –***
    - Kane County Finance staff continue to provide training to County Offices and Departments on the following:
        - Miscellaneous Billing module – accounts receivable transactions
        - Revenue Collections – proper revenue recognition
        - Custodial account bank reconciliations and preparation of journal entries
- ***Finance Department webpage and Web.kane internal Intranet site –*** Finance and Purchasing continue to update internal websites to store policies, procedures, budget guidelines, templates, best practices, training tips, etc, for all County Departments and Elected Officials to use.
- ***Emergency Appropriations and Budget Transfer Form –*** Finance has worked with IT to build the Emergency Appropriations and Budget Transfer Form into Laserfiche thus automating this process and making it easier to complete and workflow across the County.

- **Outcome**: Improve effectiveness and cost efficiency of operations

- ***Journal Entries for interdepartmental IT payments –*** The County IT Department purchases technology equipment such as telephones, cell phones, laptops, etc. for many County Offices and Departments and then submits a "chargeback" request. The process is slow and time-consuming as all of the back and forth is done with emails. County Finance has worked with County IT to develop a new process which will go into effect in September 2025 to streamline the monthly process and to upload all chargebacks monthly and eliminate all the back and forth emails.
- ***Journal Entries for Custodial Bank Accounts –*** Finance is providing training and template journal entries so that Offices/Departments can post monthly transactions directly to the general ledger each month rather than having Finance staff post the entire years worth of transactions as part of the annual audit process
- ***Resolution Best Practice Templates*** – Finance and Purchasing are working with the States Attorney's Office to develop Resolution templates to be used by County Offices and Departments when a formal solicitation has been advertised by the Purchasing Department. Recently a sample Purchasing

Cooperative template was provided to all County Departments and is located on the web.kane internal intranet site.

- ***Accounting Services Outsourcing*** – The County contracted with Lauterbach and Amen (L&A) to provide accounting services. The goal is to outsource routine transaction processing including bank reconciliations, balance sheet account reconciliations, routine monthly journal entry processing which typically get delayed as County staff are spending the majority of their time working with Offices and Departments to solve problems, research, work with auditors, respond to information requests, etc. L&A started work in January 2025 and has been doing excellent work and getting Finance caught up.
- ***Purchasing Cooperatives*** – The County Board is looking into how best to utilize purchasing cooperatives.
- ***Surplus Forms*** – IT finalized a fillable form in Laserfiche to allow departments to electronically submit Surplus forms.
- ***Position Budgeting –*** Finance used the Position Budgeting module for the FY 2026 Budget and identified new features that made the process even more efficient that FY 2025.

- **Outcome**: Ensure timely and accurate processing of payroll

- ***Personnel Action Form (PAF) automation –*** Finance is continuing to work with County IT to automate the PAF. Finance is working with one Office specifically and additional access and build-outs need to be complete in order for further testing to be done. The end goal is to have each Office/Department data enter their own PAF's rather than send down triplicate hard copy forms to the central Payroll staff.

Finance Department Process Improvements – Ongoing

PAYROLL Issue	Goal	Status	Change/Result
Personnel Change Form Processing Personnel changes, such as new hires, terminations, title changes, rate changes, etc. are requested, approved, and data entered manually using a 3-copy paper form. Very time consuming and chaotic process. Payroll staff manually "key-in" all information on every form each paycycle. Particularly chaotic at beginning of new year or new union contracts.	Use NewWorld built-in and already paid for Personnel Action Form (PAF) module to route personnel changes. Individual Departments and Offices "key-in" personnel action form data from their own Department/Office, electronically approve and route to Payroll/HR. Payroll and HR review and double-check information in order to process	50% Still in testing with several departments/offices, but within a few weeks of using it live in a large office/department	Will eliminate time-consuming nature of having all personnel changes manually keyed in by County Finance Department Payroll Staff although Payroll Staff would still review everything to ensure accuracy.
Novatime Time and Attendance utilization	All County Offices/Departments should record time and attendance using Novatime, the time and attendance software. Novatime was implemented approximately 8 years ago but there are several County Offices/Departments that do not use this automated timekeeping system. The automated system improves accuracy and reduces time spent on processing payroll.	80% complete. One very large County Office and one smaller Department went live in October 2025. Five elected offices and 2 departments have not yet implemented.	Reduction of time spent entering data by payroll personnel. Improved accuracy since automated time and attendance is less risky to manually type into the software.

Finance Department Process Improvements – Ongoing

ACCOUNTING Issue	Goal	Status	Change/Result
Custodial Bank Account Training and Posting of journal entries	County Offices/Departments maintaining separate bank accounts reconcile own accounts and post monthly journal entries directly to NewWorld rather than having Finance staff perform this work at year end	85% complete. Developed the process and journal entry templates. Completed training of all Offices/Departments Offices/Departments now in process of posting transactions.	Ensures financial transactions get posted in the month the accounting event occurred rather than months later County will be up-to-date at year end in preparation for audit. Saves time
Responding to Office/Dept Requests Finance staff pulled off task daily by phone calls, emails, etc. from other departments/offices requesting assistance. Evaluate reason for financial assistance and determine appropriate course of action based on each issue	If requests from assistance from other departments/offices is similar – determine if a new process and/or training can address issue to then reduce the requests for assistance. Review staff duties to determine if daily tasks can be re-arranged to handle incoming requests	70%/Ongoing -Certain journal entries are now typed directly by individual departments and then reviewed by Finance staff rather than Finance staff typing journal entries proposed by departments	Finance staff being geared to handle more technical accounting issues, prepare monthly financial information that is more complete, research more budgetary questions, gain more overall knowledge of funding sources and grants
IT Chargeback billing and payment process	Reduce back and forth emails for IT chargebacks by requiring Office/Dept to indicate line item to be charged and then monthly, a automated template journal entry will automatically charge Office/Dept accounts.	90% - Design of system complete. IT developed approval form for chargeback. IT staff began implementation with JE template in September 2025	Saves time for Finance, IT, and Offices/Departments Financial transactions will be processed timely rather than months later

Finance Department Process Improvements – Ongoing

ACCOUNTING Issue	Goal	Status	Change/Result
Revenue Recognition - Miscellaneous Billing Training and Posting	All County Offices/Departments should post accounts receivable using the Miscellaneous Billing module to ensure revenue recognition is in the proper period. Problem - not all County Offices/Department were using the Accounts Receivable (Miscellaneous Billing module) in NewWorld thus posting revenue in the incorrect reporting period. This mis-posting created problems at year-end with the manual corrections to all the mis-postings. Training is continuing to move all accounts receivable postings to the Miscellaneous Billing module	80% complete – Training completed. Working with a few offices on implementation.	Revenue recognition in the proper period Less reclassification and correcting entries Better prepared for year end
Fixed Asset Tracking and Reporting	As part of making fixed asset year-end reporting more efficient and as a result of the County Auditor's Vehicle audit, Finance is working with HR – Risk Management, Purchasing, IT, NewWorld, County Clerk, and KDOT to explore how NewWorld can be used to meet all needs.	50% - Initial meetings held; process flow whiteboarded; virtual meetings with NewWorld to identify how features can be used; Next steps are developing plan for FY 2025 assets and training staff across County	Eliminate redundancies in fixed asset tracking and reporting. Get fixed asset data into NewWorld Asset Management module immediately after invoice is paid rather than waiting until year end.
Purchase Order Reconciliation	Reconcile purchase order ending balances to the amount on the	25% - Meeting held to identify issues; Correction	Encumbrance column on Budgetary Performance Report

	Encumbrance column Balance on Budgetary Performance Report.	process developed but needs to be implemented; Ongoing reconciliation process needs to be developed and implemented	should reconcile to Purchase Order ending balances on Open Purchase Order Reports.

Finance Department Process Improvements – Ongoing

BUDGETING Issue	Goal	Status	Change/Result
Forecasting Software	Implementing a forecasting software (previously used at KDOT) so that forecasting of County revenues and expenses can be developed based upon different assumptions and variables. Also NewWorld is limited in its standard reports and Adaptive affords the development of ad-hoc balance sheet and revenue/expense reports	75% Complete. The framework and upload of actual data from 2020 to present has been completed. Daily integration of actual data is live. Employee training and development of ad-hoc reports to come	Financial forecasts of revenues and expenses Custom reports Balance Sheet reconciliations

Completed Process Improvements

Issue	Goal	Status	Change/Result
Budget Preparation Finance staff manually calculating pension costs, payroll costs, health and dental, and worker's compensation costs as part of the annual budget process	Use NewWorld built-in and already paid for calculation features to automatically calculate payroll, pension, health and dental, and workers compensation costs	100% complete For FY 2026 – taking a step further and using additional new feature to apply rate increases that will allow rate increases to be changed mid-budget process	Used these built-in calculation features for FY 2025 Budget. For FY 2026 Budget
Organization of Budget Book It is sometimes challenging to find budgetary information by department/office in the County Budget Book because the information was	Rearrange budget book by office/department	100% complete	Section III of Budget Book now presented budgetary information alphabetically by department/office

arranged by fund and not office/department			
Emergency Appropriations and Budget Transfers Form	Automate Emergency Appropriations and Budget Transfers Form using Laserfiche to make the process more efficient.	100% complete.	Automated form saves time.

Committee Revenue Budget Report - by Account Detail

Through September 30, 2025 (83.3% YTD, 84.62% Payroll Expense through Pay Period Ending 09/27/2025)

***2020, 2021, 2022, 2023 and 2024 Actual Fiscal Year**

Department / Fund / Account Classification	2020 Actual Amount*	2021 Actual Amount*	2022 Actual Amount*	2023 Actual Amount*	2024 Actual Amount*	2025 Actual Amount	2025 Amended Budget	2025 Adopted Budget	2025 YTD% Actual/Amended Budget
000 General Government Revenue									
001 General Fund									
Revenue	***$ 65,476,253***	***$ 79,408,423***	***$ 83,446,252***	***$ 96,982,350***	***$ 86,434,098***	***$ 50,613,635***	***$ 112,984,161***	***$ 112,586,257***	***44.80%***
Interest Revenue	**$ 630,824**	**$ (31,503)**	**$ (815,018)**	**$ 2,640,436**	**$ 2,860,857**	**$ 1,009,283**	**$ 2,167,000**	**$ 2,167,000**	**46.58%**
38000 - Investment Income	$ 630,824	$ (31,503)	$ (815,018)	$ 2,640,436	$ 2,860,857	$ 1,009,283	$ 2,167,000	$ 2,167,000	46.58%
Other	**$ 33,576**	**$ 57,686**	**$ 59,348**	**$ 54,176**	**$ 123,791**	**$ 102,348**	**$ 27,685,074**	**$ 29,332,141**	**0.37%**
30999 - Lease Revenue	$ -	$ -	$ 47,185	$ -	$ 51,746	$ -	$ -	$ -	0.00%
38500 - Rental Income	$ -	$ -	$ -	$ -	$ (24,509)	$ -	$ -	$ -	0.00%
38530 - Auction Sales	$ -	$ 18,555	$ 3,245	$ 20,589	$ 15,381	$ 4,000	$ 5,000	$ 5,000	80.00%
38570 - Refunds	$ 694	$ 7,987	$ 2,430	$ 2,852	$ 28,612	$ 8,837	$ -	$ -	0.00%
38580 - Cell Tower Lease	$ 24,943	$ 25,691	$ 3,875	$ 29,496	$ 25,064	$ 18,660	$ 26,341	$ 26,341	70.84%
38900 - Miscellaneous Other	$ 7,939	$ 5,453	$ 2,613	$ 1,239	$ 27,498	$ 70,851	$ -	$ -	0.00%
39900 - Fund Balance Utilization	$ -	$ -	$ -	$ -	$ -	$ -	$ 27,653,733	$ 29,300,800	0.00%
Reimbursements	**$ 75,078**	**$ 47,542**	**$ 38,546**	**$ 28,211**	**$ 18,734**	**$ 11,022**	**$ -**	**$ -**	**0.00%**
37000 - Forest Preserve Reimbursement	$ 64,654	$ -	$ -	$ -	$ -	$ -	$ -	$ -	0.00%
37005 - KCDEE Reimbursements	$ 1,981	$ 1,870	$ 1,861	$ 1,861	$ -	$ -	$ -	$ -	0.00%
37900 - Miscellaneous Reimbursement	$ 8,442	$ 45,672	$ 36,685	$ 26,350	$ 18,734	$ 11,022	$ -	$ -	0.00%
Charges for Services	**$ 28,497**	**$ 57,220**	**$ 65,810**	**$ 81,165**	**$ 93,973**	**$ 14,041**	**$ 45,000**	**$ 45,000**	**31.20%**
34000 - Off Track Wagering Fees	$ 13,607	$ -	$ 24,500	$ 37,825	$ 46,993	$ 14,041	$ -	$ -	0.00%
34890 - Indemnity Fees	$ 14,890	$ 57,220	$ 41,310	$ 43,340	$ 46,980	$ -	$ 45,000	$ 45,000	0.00%
Transfers In	**$ 3,797,396**	**$ 11,084,278**	**$ 7,054,125**	**$ 16,276,775**	**$ 5,611,834**	**$ 1,764,400**	**$ 1,764,400**	**$ 1,764,400**	**100.00%**
39000 - Transfer From Other Funds	$ 3,797,396	$ 11,084,278	$ -	$ -	$ -	$ -	$ -	$ -	0.00%
39112 - Transfer from Special Reserve Fund 112	$ -	$ -	$ 400,474	$ 33,908	$ -	$ -	$ -	$ -	0.00%
39114 - Transfer from Property Freeze Protection Fund 114	$ -	$ -	$ 1,657,750	$ 5,000,000	$ -	$ -	$ -	$ -	0.00%
39125 - Transfer from Public Safety Sales Tax Fund 125	$ -	$ -	$ -	$ -	$ 185,702	$ -	$ -	$ -	0.00%
39127 - Transfer from Judicial Technology Sales Tax Fund 127	$ -	$ -	$ -	$ -	$ 111,187	$ -	$ -	$ -	0.00%
39160 - Transfer from Vital Record Automation Fund 160	$ -	$ -	$ 64,631	$ -	$ -	$ -	$ -	$ -	0.00%
39195 - Transfer from Children's Waiting Room Fund 195	$ -	$ -	$ 12,000	$ 12,000	$ 12,000	$ 12,000	$ 12,000	$ 12,000	100.00%
39353 - Transfer From Cares Act Fund 353	$ -	$ -	$ -	$ -	$ 80,995	$ -	$ -	$ -	0.00%
39354 - Transfer from Mass Vaccination Fund 354	$ -	$ -	$ -	$ -	$ 1,228,609	$ -	$ -	$ -	0.00%
39355 - Transfer from American Rescue Plan Fund 355	$ -	$ -	$ -	$ -	$ 1,900,407	$ 1,750,000	$ 1,750,000	$ 1,750,000	100.00%
39356 - Transfer from Lost Rev Recoup Fund 356	$ -	$ -	$ -	$ -	$ 1,934,616	$ -	$ -	$ -	0.00%
39357 - Transfer from COVID Payroll Reimbursement Fund 357	$ -	$ -	$ 4,916,870	$ 11,228,467	$ -	$ -	$ -	$ -	0.00%
39358 - Transfer from FEMA PA Fund 358	$ -	$ -	$ -	$ -	$ 155,918	$ -	$ -	$ -	0.00%
39520 - Transfer from Mill Creek Special Service Area Fund 520	$ -	$ -	$ 2,400	$ 2,400	$ 2,400	$ 2,400	$ 2,400	$ 2,400	100.00%
Other Taxes	**$ 28,104,261**	**$ 36,021,289**	**$ 44,590,551**	**$ 44,421,818**	**$ 43,826,060**	**$ 27,753,442**	**$ 45,445,745**	**$ 45,445,745**	**61.07%**
30100 - Sales Tax	$ 15,605,522	$ 20,616,791	$ 24,065,209	$ 25,055,958	$ 25,920,915	$ 15,970,159	$ 27,000,000	$ 27,000,000	59.15%
30105 - Sales Tax- RTA	$ 1,782,075	$ 2,151,791	$ 2,408,569	$ 2,455,999	$ 2,609,150	$ 1,620,098	$ 2,687,745	$ 2,687,745	60.28%
30110 - Income Tax	$ 6,543,173	$ 7,956,075	$ 9,867,761	$ 9,672,286	$ 10,283,982	$ 7,940,609	$ 10,000,000	$ 10,000,000	79.41%
30120 - Local Use Tax	$ 2,506,630	$ 2,433,189	$ 2,440,073	$ 2,396,789	$ 2,173,371	$ 643,376	$ 2,500,000	$ 2,500,000	25.74%
30160 - Personal Property ReplaceTax	$ 1,621,665	$ 2,846,856	$ 5,760,192	$ 4,792,224	$ 2,812,713	$ 1,573,284	$ 3,250,000	$ 3,250,000	48.41%
30170 - TIF Distribution Tax	$ 45,196	$ 16,586	$ 48,747	$ 48,562	$ 25,930	$ 5,915	$ 8,000	$ 8,000	73.94%
Property Taxes	**$ 32,806,621**	**$ 32,171,910**	**$ 32,452,890**	**$ 33,479,769**	**$ 33,898,848**	**$ 19,959,099**	**$ 35,876,942**	**$ 33,831,971**	**55.63%**
30000 - Property Taxes	$ 32,806,621	$ 32,171,910	$ 32,371,484	$ 33,366,570	$ 33,768,872	$ 19,959,099	$ 35,876,942	$ 33,831,971	55.63%
30005 - Property Tax Revenue Recapture	$ -	$ -	$ 81,406	$ 113,199	$ 129,976	$ -	$ -	$ -	0.00%

Committee Revenue Budget Report - by Account Detail

Through September 30, 2025 (83.3% YTD, 84.62% Payroll Expense through Pay Period Ending 09/27/2025)

***2020, 2021, 2022, 2023 and 2024 Actual Fiscal Year**

Department / Fund / Account Classification	2020 Actual Amount*	2021 Actual Amount*	2022 Actual Amount*	2023 Actual Amount*	2024 Actual Amount*	2025 Actual Amount	2025 Amended Budget	2025 Adopted Budget	2025 YTD% Actual/Amended Budget
010 Insurance Liability									
Revenue	***$ 4,393,810***	***$ 5,804,384***	***$ 5,997,355***	***$ 7,248,591***	***$ 7,824,537***	***$ 4,212,972***	***$ 7,810,942***	***$ 7,787,073***	***53.94%***
Interest Revenue	**$ 96,590**	**$ (10,477)**	**$ (143,553)**	**$ 397,331**	**$ 500,341**	**$ 289,929**	**$ 329,000**	**$ 329,000**	**88.12%**
38000 - Investment Income	$ 96,590	$ (10,477)	$ (143,553)	$ 397,331	$ 500,341	$ 289,929	$ 329,000	$ 329,000	88.12%
Other	**$ -**	**$ -**	**$ -**	**$ -**	**$ -**	**$ -**	**$ 740,250**	**$ 716,381**	**0.00%**
39900 - Fund Balance Utilization	$ -	$ -	$ -	$ -	$ -	$ -	$ 740,250	$ 716,381	0.00%
Reimbursements	**$ 52,109**	**$ 52,705**	**$ 353,184**	**$ 405,285**	**$ 793,448**	**$ 355,124**	**$ 49,774**	**$ 49,774**	**713.47%**
37900 - Miscellaneous Reimbursement	$ 52,109	$ 52,705	$ 353,184	$ 405,285	$ 793,448	$ 355,124	$ 49,774	$ 49,774	713.47%
Charges for Services	**$ -**	**$ -**	**$ -**	**$ -**	**$ 3,864**	**$ -**	**$ -**	**$ -**	**0.00%**
35900 - Miscellaneous Fees	$ -	$ -	$ -	$ -	$ 3,864	$ -	$ -	$ -	0.00%
Transfers In	**$ -**	**$ 39,765**	**$ 151,337**	**$ -**	**$ 100,000**	**$ -**	**$ 100,000**	**$ 100,000**	**0.00%**
39000 - Transfer From Other Funds	$ -	$ 39,765	$ -	$ -	$ -	$ -	$ -	$ -	0.00%
39001 - Transfer from General Fund 001	$ -	$ -	$ 10,386	$ -	$ -	$ -	$ -	$ -	0.00%
39112 - Transfer from Special Reserve Fund 112	$ -	$ -	$ -	$ -	$ -	$ -	$ -	$ -	0.00%
39300 - Transfer from County Highway Fund 300	$ -	$ -	$ -	$ -	$ 100,000	$ -	$ 100,000	$ 100,000	0.00%
39357 - Transfer from COVID Payroll Reimbursement Fund 357	$ -	$ -	$ 140,951	$ -	$ -	$ -	$ -	$ -	0.00%
Other Taxes	**$ 5,264**	**$ 2,031**	**$ 8,735**	**$ 5,374**	**$ 4,477**	**$ 1,021**	**$ -**	**$ -**	**0.00%**
30170 - TIF Distribution Tax	$ 5,264	$ 2,031	$ 8,735	$ 5,374	$ 4,477	$ 1,021	$ -	$ -	0.00%
Property Taxes	**$ 4,063,320**	**$ 5,566,912**	**$ 5,627,651**	**$ 6,440,600**	**$ 6,422,407**	**$ 3,566,897**	**$ 6,411,918**	**$ 6,411,918**	**55.63%**
30000 - Property Taxes	$ 4,063,320	$ 5,566,912	$ 5,613,863	$ 6,421,103	$ 6,400,065	$ 3,566,897	$ 6,411,918	$ 6,411,918	55.63%
30005 - Property Tax Revenue Recapture	$ -	$ -	$ 13,788	$ 19,497	$ 22,342	$ -	$ -	$ -	0.00%
Insurance Recovery	**$ 176,526**	**$ 153,447**	**$ -**	**$ -**	**$ -**	**$ -**	**$ 180,000**	**$ 180,000**	**0.00%**
38905 - Insurance Recovery	$ 176,526	$ 153,447	$ -	$ -	$ -	$ -	$ 180,000	$ 180,000	0.00%
354 Mass Vaccination Fund									
Revenue	***$ -***	***$ 1,199,564***	***$ 757,685***	***$ 18,977***	***$ 573,466***	***$ -***	***$ 16,000***	***$ 16,000***	***0.00%***
Interest Revenue	**$ -**	**$ 62**	**$ 8,874**	**$ 18,977**	**$ 17,649**	**$ -**	**$ 16,000**	**$ 16,000**	**0.00%**
38000 - Investment Income	$ -	$ 62	$ 8,874	$ 18,977	$ 17,649	$ -	$ 16,000	$ 16,000	0.00%
Other	**$ -**	**$ -**	**$ 233**	**$ -**	**$ -**	**$ -**	**$ -**	**$ -**	**0.00%**
38900 - Miscellaneous Other	$ -	$ -	$ 233	$ -	$ -	$ -	$ -	$ -	0.00%
39900 - Fund Balance Utilization	$ -	$ -	$ -	$ -	$ -	$ -	$ -	$ -	0.00%
Transfers In	**$ -**	**$ 1,199,502**	**$ 748,578**	**$ -**	**$ -**	**$ -**	**$ -**	**$ -**	**0.00%**
39000 - Transfer From Other Funds	$ -	$ 1,018,352	$ (1,018,352)	$ -	$ -	$ -	$ -	$ -	0.00%
39355 - Transfer from American Rescue Plan Fund 355	$ -	$ 181,150	$ (181,150)	$ -	$ -	$ -	$ -	$ -	0.00%
39357 - Transfer from COVID Payroll Reimbursement Fund 357	$ -	$ -	$ 1,948,080	$ -	$ -	$ -	$ -	$ -	0.00%
Grants	**$ -**	**$ -**	**$ -**	**$ -**	**$ 555,817**	**$ -**	**$ -**	**$ -**	**0.00%**
32190 - FEMA Grant	$ -	$ -	$ -	$ -	$ 555,817	$ -	$ -	$ -	0.00%

Committee Revenue Budget Report - by Account Detail

Through September 30, 2025 (83.3% YTD, 84.62% Payroll Expense through Pay Period Ending 09/27/2025)

***2020, 2021, 2022, 2023 and 2024 Actual Fiscal Year**

Department / Fund / Account Classification	2020 Actual Amount*	2021 Actual Amount*	2022 Actual Amount*	2023 Actual Amount*	2024 Actual Amount*	2025 Actual Amount	2025 Amended Budget	2025 Adopted Budget	2025 YTD% Actual/Amended Budget
010 County Board									
001 General Fund									
Revenue	***$ 139,268***	***$ 61,900***	***$ 77,788***	***$ 118,912***	***$ 112,500***	***$ 101,553***	***$ 132,500***	***$ 132,500***	***76.64%***
Transfers In	**$ 50,000**	**$ 15,000**	**$ -**	**$ -**	**$ -**	**$ -**	**$ -**	**$ -**	**0.00%**
39000 - Transfer From Other Funds	$ 50,000	$ 15,000	$ -	$ -	$ -	$ -	$ -	$ -	0.00%
Licenses and Permits	**$ 89,268**	**$ 46,900**	**$ 77,788**	**$ 118,912**	**$ 112,500**	**$ 101,553**	**$ 132,500**	**$ 132,500**	**76.64%**
31000 - Liquor Licenses	$ 89,118	$ 44,150	$ 75,038	$ 113,862	$ 106,150	$ 99,753	$ 130,000	$ 130,000	76.73%
31390 - Gathering Permits	$ 150	$ 2,750	$ 2,750	$ 5,050	$ 6,350	$ 1,800	$ 2,500	$ 2,500	72.00%
Expenses	***$ 1,261,629***	***$ 1,142,452***	***$ 1,312,602***	***$ 1,503,338***	***$ 1,209,757***	***$ 874,160***	***$ 1,343,808***	***$ 1,338,461***	***65.05%***
Commodities	**$ 4,976**	**$ 5,929**	**$ 8,175**	**$ 11,014**	**$ 11,469**	**$ 7,945**	**$ 14,500**	**$ 14,500**	**54.79%**
60000 - Office Supplies	$ 4,503	$ 4,969	$ 5,082	$ 9,064	$ 9,658	$ 6,448	$ 9,500	$ 9,500	67.87%
60010 - Operating Supplies	$ 473	$ 470	$ 2,682	$ 1,088	$ 871	$ 1,221	$ 2,000	$ 2,000	61.04%
60015 - Board Meeting Supplies	$ -	$ -	$ -	$ 275	$ 610	$ 230	$ 2,000	$ 2,000	11.51%
60020 - Computer Related Supplies	$ -	$ -	$ 470	$ 40	$ -	$ -	$ 300	$ 300	0.00%
60050 - Books and Subscriptions	$ -	$ 490	$ (59)	$ 98	$ -	$ 29	$ 200	$ 200	14.50%
60555 - Business Relationship Commodities	$ -	$ -	$ -	$ 449	$ 330	$ 17	$ 500	$ 500	3.45%
Contractual Services	**$ 34,824**	**$ 46,623**	**$ 46,078**	**$ 136,741**	**$ 179,436**	**$ 98,143**	**$ 302,250**	**$ 302,250**	**32.47%**
50150 - Contractual/Consulting Services	$ 2,690	$ 9,755	$ 8,000	$ 95,828	$ 130,500	$ 80,500	$ 249,750	$ 249,750	32.23%
52140 - Repairs and Maint- Copiers	$ 87	$ 608	$ 384	$ 540	$ 688	$ 647	$ 100	$ 100	646.80%
53060 - General Printing	$ -	$ -	$ -	$ 12	$ 1,582	$ -	$ -	$ -	0.00%
53100 - Conferences and Meetings	$ -	$ 950	$ 1,574	$ -	$ 1,180	$ -	$ -	$ -	0.00%
53105 - Conferences and Meetings - Board Members	$ -	$ 864	$ 1,673	$ 1,629	$ 6,730	$ 4,356	$ 12,000	$ 12,000	36.30%
53106 - Conferences & Meetings - Chairman	$ -	$ -	$ -	$ 1,190	$ 2,966	$ 2,063	$ 4,000	$ 4,000	51.58%
53110 - Employee Training	$ -	$ -	$ -	$ -	$ 673	$ -	$ -	$ -	0.00%
53120 - Employee Mileage Expense	$ -	$ -	$ -	$ -	$ 171	$ 238	$ -	$ -	0.00%
53130 - General Association Dues	$ 32,047	$ 34,447	$ 34,447	$ 37,542	$ 34,947	$ 10,339	$ 36,400	$ 36,400	28.40%
Personnel Services- Employee Benefits	**$ 300,310**	**$ 223,861**	**$ 247,481**	**$ 346,980**	**$ 349,891**	**$ -**	**$ 520,274**	**$ 520,274**	**0.00%**
45000 - Healthcare Contribution	$ 291,081	$ 215,525	$ 238,792	$ 337,295	$ 339,609	$ -	$ 381,805	$ 381,805	0.00%
45010 - Dental Contribution	$ 9,229	$ 8,336	$ 8,689	$ 9,685	$ 10,282	$ -	$ 11,381	$ 11,381	0.00%
45100 - FICA/SS Contribution	$ -	$ -	$ -	$ -	$ -	$ -	$ 78,180	$ 78,180	0.00%
45200 - IMRF Contribution	$ -	$ -	$ -	$ -	$ -	$ -	$ 31,218	$ 31,218	0.00%
53010 - Workers Compensation	$ -	$ -	$ -	$ -	$ -	$ -	$ 17,690	$ 17,690	0.00%
Personnel Services- Salaries & Wages	**$ 921,519**	**$ 866,039**	**$ 995,867**	**$ 1,008,603**	**$ 1,018,851**	**$ 768,072**	**$ 1,027,058**	**$ 1,021,711**	**74.78%**
40000 - Salaries and Wages	$ 921,519	$ 866,039	$ 995,867	$ 1,008,603	$ 1,018,851	$ 768,072	$ 1,027,058	$ 1,021,711	74.78%
40002 - Non-Union Wage Increase	$ -	$ -	$ -	$ -	$ -	$ -	$ -	$ -	0.00%
40003 - Cost of Living Increase	$ -	$ -	$ -	$ -	$ -	$ -	$ -	$ -	0.00%
Services	**$ -**	**$ -**	**$ -**	**$ -**	**$ (349,891)**	**$ -**	**$ (520,274)**	**$ (520,274)**	**0.00%**
45005 - Healthcare Contribution Contra Account	$ -	$ -	$ -	$ -	$ (339,609)	$ -	$ (381,805)	$ (381,805)	0.00%
45015 - Dental Insurance Contra Account	$ -	$ -	$ -	$ -	$ (10,282)	$ -	$ (11,381)	$ (11,381)	0.00%
45105 - FICA/SS Contribution Contra Account	$ -	$ -	$ -	$ -	$ -	$ -	$ (78,180)	$ (78,180)	0.00%
45205 - IMRF Contribution Contra Account	$ -	$ -	$ -	$ -	$ -	$ -	$ (31,218)	$ (31,218)	0.00%
53015 - Worker's Comp Contra Account	$ -	$ -	$ -	$ -	$ -	$ -	$ (17,690)	$ (17,690)	0.00%
Transfers Out	**$ -**	**$ -**	**$ 15,000**	**$ -**	**$ -**	**$ -**	**$ -**	**$ -**	**0.00%**
99112 - Transfer to Special Reserve Fund 112	$ -	$ -	$ 15,000	$ -	$ -	$ -	$ -	$ -	0.00%

Committee Revenue Budget Report - by Account Detail

Through September 30, 2025 (83.3% YTD, 84.62% Payroll Expense through Pay Period Ending 09/27/2025)

***2020, 2021, 2022, 2023 and 2024 Actual Fiscal Year**

Department / Fund / Account Classification	2020 Actual Amount*	2021 Actual Amount*	2022 Actual Amount*	2023 Actual Amount*	2024 Actual Amount*	2025 Actual Amount	2025 Amended Budget	2025 Adopted Budget	2025 YTD% Actual/Amended Budget
120 Grand Victoria Casino Elgin									
Revenue	***$ 4,293,735***	***$ 1,944,410***	***$ 5,267,439***	***$ 5,366,409***	***$ 5,696,948***	***$ 5,218,079***	***$ 5,441,310***	***$ 5,440,618***	***95.90%***
Interest Revenue	**$ 86,513**	**$ (4,093)**	**$ (124,917)**	**$ 393,983**	**$ 578,847**	**$ 321,789**	**$ 324,000**	**$ 324,000**	**99.32%**
38000 - Investment Income	$ 86,513	$ (4,093)	$ (124,917)	$ 393,983	$ 578,847	$ 321,789	$ 324,000	$ 324,000	99.32%
Other	**$ 4,207,222**	**$ 1,946,103**	**$ 5,389,906**	**$ 4,948,625**	**$ 5,116,618**	**$ 4,896,290**	**$ 5,117,310**	**$ 5,116,618**	**95.68%**
38550 - Riverboat Proceeds	$ 4,207,222	$ 1,946,103	$ 5,389,906	$ 4,948,625	$ 5,116,618	$ 4,896,290	$ 5,116,618	$ 5,116,618	95.69%
39900 - Fund Balance Utilization	$ -	$ -	$ -	$ -	$ -	$ -	$ 692	$ -	0.00%
Reimbursements	**$ -**	**$ 2,400**	**$ 2,450**	**$ 800**	**$ 1,483**	**$ -**	**$ -**	**$ -**	**0.00%**
37900 - Miscellaneous Reimbursement	$ -	$ 2,400	$ 2,450	$ 800	$ 1,483	$ -	$ -	$ -	0.00%
Transfers In	**$ -**	**$ -**	**$ -**	**$ 23,000**	**$ -**	**$ -**	**$ -**	**$ -**	**0.00%**
39405 - Transfer from Cost Share Drainage Fund 405	$ -	$ -	$ -	$ 23,000	$ -	$ -	$ -	$ -	0.00%
Expenses	***$ 3,381,035***	***$ 2,602,731***	***$ 2,819,891***	***$ 3,725,681***	***$ 4,908,492***	***$ 4,102,799***	***$ 5,441,310***	***$ 5,440,618***	***75.40%***
Commodities	**$ 10,767**	**$ 6,954**	**$ 6,972**	**$ 6,763**	**$ 7,618**	**$ 10,130**	**$ 9,616**	**$ 9,616**	**105.35%**
60000 - Office Supplies	$ 5,659	$ 102	$ 21	$ 93	$ 30	$ -	$ 30	$ 30	0.00%
60010 - Operating Supplies	$ 1	$ -	$ -	$ -	$ -	$ -	$ -	$ -	0.00%
60040 - Postage	$ -	$ -	$ -	$ -	$ -	$ -	$ -	$ -	0.00%
60050 - Books and Subscriptions	$ 4,500	$ 6,000	$ 6,000	$ 6,000	$ 5,167	$ 8,500	$ 8,500	$ 8,500	100.00%
60070 - Computer Hardware- Non Capital	$ -	$ -	$ -	$ -	$ 2,060	$ 1,095	$ -	$ -	0.00%
60100 - Utilities- Water	$ -	$ -	$ -	$ -	$ -	$ -	$ -	$ -	0.00%
63000 - Utilities- Natural Gas	$ 13	$ 45	$ 97	$ 66	$ 18	$ 37	$ 67	$ 67	55.10%
63010 - Utilities- Electric	$ 25	$ 37	$ 56	$ 37	$ 16	$ 25	$ 53	$ 53	47.19%
64000 - Telephone	$ 132	$ 232	$ 249	$ 227	$ 157	$ 165	$ 371	$ 371	44.45%
64010 - Cellular Phone	$ 403	$ 441	$ 414	$ 248	$ 121	$ 247	$ 467	$ 467	52.92%
64020 - Internet	$ 33	$ 98	$ 136	$ 92	$ 49	$ 61	$ 128	$ 128	48.03%
Contingency and Other	**$ -**	**$ -**	**$ -**	**$ -**	**$ -**	**$ -**	**$ 811,062**	**$ 811,062**	**0.00%**
89000 - Addition to Fund Balance	$ -	$ -	$ -	$ -	$ -	$ -	$ 811,062	$ 811,062	0.00%
Contractual Services	**$ 945,350**	**$ 388,013**	**$ 499,829**	**$ 964,380**	**$ 1,022,240**	**$ 649,395**	**$ 1,090,901**	**$ 1,090,882**	**59.53%**
50340 - Software Licensing Cost	$ -	$ 212	$ -	$ 6	$ 94	$ 571	$ 381	$ 381	149.87%
50590 - Professional Services	$ 1,418	$ 331	$ 44	$ 63	$ 24	$ 33	$ 75	$ 75	44.45%
52010 - Janitorial Services	$ 137	$ 414	$ 620	$ 382	$ 208	$ 205	$ 603	$ 603	34.00%
52110 - Repairs and Maint- Buildings	$ -	$ -	$ 117	$ 74	$ 23	$ 37	$ 171	$ 171	21.56%
52140 - Repairs and Maint- Copiers	$ 24	$ 32	$ 52	$ 43	$ 24	$ 47	$ 60	$ 60	78.08%
52180 - Building Space Rental	$ 2,581	$ 4,176	$ 5,547	$ 3,290	$ 1,965	$ 1,675	$ 4,634	$ 4,634	36.14%
53000 - Liability Insurance	$ 1,108	$ 984	$ 1,206	$ 1,322	$ 1,159	$ 1,480	$ 3,269	$ 3,251	45.27%
53020 - Unemployment Claims	$ 32	$ 32	$ 36	$ 18	$ 19	$ 20	$ 45	$ 44	44.29%
53100 - Conferences and Meetings	$ 0	$ 77	$ -	$ -	$ -	$ -	$ 50	$ 50	0.00%
53110 - Employee Training	$ 1,696	$ -	$ -	$ 17	$ -	$ 663	$ 15,000	$ 15,000	4.42%
55010 - External Grants	$ 938,354	$ 381,755	$ 492,208	$ 409,165	$ 1,018,724	$ 644,664	$ 1,066,613	$ 1,066,613	60.44%
55011 - Internal Grant to Workforce Development	$ -	$ -	$ -	$ 550,000	$ -	$ -	$ -	$ -	0.00%
Personnel Services- Employee Benefits	**$ 27,932**	**$ 30,763**	**$ 35,206**	**$ 20,270**	**$ 9,001**	**$ 20,184**	**$ 31,193**	**$ 31,103**	**64.71%**
45000 - Healthcare Contribution	$ 19,675	$ 21,821	$ 26,548	$ 13,564	$ 3,799	$ 14,659	$ 17,462	$ 17,462	83.95%
45010 - Dental Contribution	$ 470	$ 560	$ 562	$ 327	$ 149	$ 52	$ 647	$ 647	7.96%
45100 - FICA/SS Contribution	$ 3,143	$ 3,183	$ 3,514	$ 3,205	$ 2,775	$ 2,810	$ 6,744	$ 6,697	41.67%
45200 - IMRF Contribution	$ 3,292	$ 3,657	$ 3,127	$ 2,187	$ 1,663	$ 1,999	$ 4,812	$ 4,780	41.54%
53010 - Workers Compensation	$ 1,352	$ 1,542	$ 1,455	$ 988	$ 616	$ 664	$ 1,528	$ 1,517	43.48%
Personnel Services- Salaries & Wages	**$ 47,417**	**$ 48,303**	**$ 52,572**	**$ 45,287**	**$ 37,269**	**$ 39,885**	**$ 88,098**	**$ 87,515**	**45.27%**
40000 - Salaries and Wages	$ 47,417	$ 48,303	$ 52,572	$ 45,287	$ 37,269	$ 39,885	$ 88,098	$ 87,515	45.27%
40002 - Non-Union Wage Increase	$ -	$ -	$ -	$ -	$ -	$ -	$ -	$ -	0.00%

Committee Revenue Budget Report - by Account Detail

Through September 30, 2025 (83.3% YTD, 84.62% Payroll Expense through Pay Period Ending 09/27/2025)

***2020, 2021, 2022, 2023 and 2024 Actual Fiscal Year**

Department / Fund / Account Classification	2020 Actual Amount*	2021 Actual Amount*	2022 Actual Amount*	2023 Actual Amount*	2024 Actual Amount*	2025 Actual Amount	2025 Amended Budget	2025 Adopted Budget	2025 YTD% Actual/Amended Budget
40003 - Cost of Living Increase	$ -	$ -	$ -	$ -	$ -	$ -	$ -	$ -	0.00%
Services	**$ 15,286**	**$ 18,428**	**$ 9,535**	**$ 13,367**	**$ 13,358**	**$ 8,398**	**$ 35,000**	**$ 35,000**	**23.99%**
45420 - Tuition Reimbursement	$ 15,286	$ 18,428	$ 9,535	$ 13,367	$ 13,358	$ 8,398	$ 35,000	$ 35,000	23.99%
Transfers Out	**$ 2,334,283**	**$ 2,110,270**	**$ 2,215,777**	**$ 2,675,614**	**$ 3,819,007**	**$ 3,374,806**	**$ 3,375,440**	**$ 3,375,440**	**99.98%**
99000 - Transfer To Other Funds	$ 2,334,283	$ 2,110,270	$ -	$ -	$ -	$ -	$ -	$ -	0.00%
99001 - Transfer to General Fund 001	$ -	$ -	$ 2,689	$ 1,622	$ 1,253	$ 1,543	$ 2,177	$ 2,177	70.90%
99220 - Transfer to Title IV-D Fund 220	$ -	$ -	$ 173,153	$ 181,339	$ 29,828	$ 4,933	$ 4,933	$ 4,933	100.00%
99221 - Transfer to Drug Prosecution Fund 221	$ -	$ -	$ 85,192	$ 180,894	$ 356,327	$ 246,976	$ 246,976	$ 246,976	100.00%
99222 - Transfer to Victim Coordinator Services Fund 222	$ -	$ -	$ 124,820	$ 100,960	$ 246,804	$ 254,583	$ 254,583	$ 254,583	100.00%
99223 - Transfer to Domestic Violence Fund 223	$ -	$ -	$ 147,810	$ 350,000	$ 450,755	$ 164,831	$ 164,831	$ 164,831	100.00%
99230 - Transfer to Child Advocacy Center Fund 230	$ -	$ -	$ 473,140	$ 690,656	$ 888,556	$ 1,064,481	$ 1,064,481	$ 1,064,481	100.00%
99351 - Transfer to Kane Kares Fund 351	$ -	$ -	$ 142,097	$ 142,097	$ 213,229	$ 213,229	$ 213,229	$ 213,229	100.00%
99390 - Transfer to Web Technical Services Fund 390	$ -	$ -	$ 297,500	$ 297,500	$ 297,500	$ 292,500	$ 292,500	$ 292,500	100.00%
99400 - Transfer to Econ Develop Fund 400	$ -	$ -	$ 58,676	$ 74,643	$ 280,375	$ 280,375	$ 280,375	$ 280,375	100.00%
99405 - Transfer to Cost Share Drainage Fund 405	$ -	$ -	$ 149,700	$ 69,403	$ 4,555	$ 4,555	$ 4,555	$ 4,555	100.00%
99407 - Transfer to Quality of Kane Grants Fund 407	$ -	$ -	$ -	$ -	$ 20,000	$ -	$ -	$ -	0.00%
99430 - Transfer to Farmland Preservation Fund 430	$ -	$ -	$ 500,000	$ 500,000	$ 700,000	$ 750,000	$ 750,000	$ 750,000	100.00%
99500 - Transfer to Capital Projects Fund 500	$ -	$ -	$ -	$ -	$ 250,000	$ -	$ -	$ -	0.00%
99650 - Transfer to Enterprise Surcharge Fund 650	$ -	$ -	$ 61,000	$ 86,500	$ 79,825	$ 96,800	$ 96,800	$ 96,800	100.00%
430 Farmland Preservation									
Revenue	***$ 501,918***	***$ 315,704***	***$ 452,952***	***$ 774,616***	***$ 969,421***	***$ 934,316***	***$ 6,447,430***	***$ 6,445,447***	***14.49%***
Interest Revenue	**$ 51,918**	**$ 604**	**$ (47,053)**	**$ 186,516**	**$ 269,421**	**$ 184,316**	**$ 153,000**	**$ 153,000**	**120.47%**
38000 - Investment Income	$ 51,918	$ 604	$ (47,053)	$ 186,516	$ 269,421	$ 184,316	$ 153,000	$ 153,000	120.47%
Other	**$ -**	**$ -**	**$ 5**	**$ (26,946)**	**$ -**	**$ -**	**$ 3,044,430**	**$ 3,042,447**	**0.00%**
38570 - Refunds	$ -	$ -	$ 5	$ -	$ -	$ -	$ -	$ -	0.00%
38900 - Miscellaneous Other	$ -	$ -	$ -	$ (26,946)	$ -	$ -	$ -	$ -	0.00%
39900 - Fund Balance Utilization	$ -	$ -	$ -	$ -	$ -	$ -	$ 3,044,430	$ 3,042,447	0.00%
Reimbursements	**$ -**	**$ -**	**$ -**	**$ 46**	**$ -**	**$ -**	**$ -**	**$ -**	**0.00%**
37900 - Miscellaneous Reimbursement	$ -	$ -	$ -	$ 46	$ -	$ -	$ -	$ -	0.00%
Transfers In	**$ 300,000**	**$ 315,100**	**$ 500,000**	**$ 500,000**	**$ 700,000**	**$ 750,000**	**$ 750,000**	**$ 750,000**	**100.00%**
39000 - Transfer From Other Funds	$ 300,000	$ 315,100	$ -	$ -	$ -	$ -	$ -	$ -	0.00%
39120 - Transfer from Grand Victoria Casino Elgin Fund 120	$ -	$ -	$ 500,000	$ 500,000	$ 700,000	$ 750,000	$ 750,000	$ 750,000	100.00%
Grants	**$ 150,000**	**$ -**	**$ -**	**$ 115,000**	**$ -**	**$ -**	**$ 2,500,000**	**$ 2,500,000**	**0.00%**
32360 - US Dept of Agriculture Grant	$ 150,000	$ -	$ -	$ 115,000	$ -	$ -	$ 2,500,000	$ 2,500,000	0.00%
Expenses	***$ 365,914***	***$ 88,955***	***$ 349,473***	***$ 183,171***	***$ 235,923***	***$ 259,495***	***$ 6,447,430***	***$ 6,445,447***	***4.02%***
Capital	**$ 303,402**	**$ -**	**$ 235,796**	**$ -**	**$ -**	**$ -**	**$ 5,713,096**	**$ 5,713,096**	**0.00%**
75010 - Farmland Preservation Rights - County Portion	$ 303,402	$ -	$ 235,796	$ -	$ -	$ -	$ 2,856,548	$ 2,856,548	0.00%
75020 - Farmland Preservation Rights - Federal Matching	$ -	$ -	$ -	$ -	$ -	$ -	$ 2,856,548	$ 2,856,548	0.00%
Contingency and Other	**$ -**	**$ -**	**$ -**	**$ -**	**$ -**	**$ -**	**$ -**	**$ -**	**0.00%**
89000 - Addition to Fund Balance	$ -	$ -	$ -	$ -	$ -	$ -	$ -	$ -	0.00%
Contractual Services	**$ 16,291**	**$ 23,274**	**$ 26,696**	**$ 61,662**	**$ 119,952**	**$ 157,616**	**$ 599,778**	**$ 599,716**	**26.28%**
50150 - Contractual/Consulting Services	$ 11,174	$ 19,509	$ 16,420	$ 47,229	$ 111,879	$ 127,486	$ 516,979	$ 516,979	24.66%
50160 - Legal Services	$ 2,091	$ 1,088	$ 1,939	$ 1,470	$ 1,100	$ 3,130	$ 25,000	$ 25,000	12.52%
50170 - Appraisal Services	$ 1,500	$ -	$ 1,500	$ 7,000	$ 1,800	$ 22,000	$ 39,594	$ 39,594	55.56%
53000 - Liability Insurance	$ 831	$ 932	$ 1,452	$ 2,689	$ 5,064	$ 3,727	$ 3,727	$ 3,666	100.00%
53020 - Unemployment Claims	$ 24	$ 30	$ 44	$ 37	$ 82	$ 51	$ 51	$ 50	100.00%

Committee Revenue Budget Report - by Account Detail

Through September 30, 2025 (83.3% YTD, 84.62% Payroll Expense through Pay Period Ending 09/27/2025)

***2020, 2021, 2022, 2023 and 2024 Actual Fiscal Year**

Department / Fund / Account Classification	2020 Actual Amount*	2021 Actual Amount*	2022 Actual Amount*	2023 Actual Amount*	2024 Actual Amount*	2025 Actual Amount	2025 Amended Budget	2025 Adopted Budget	2025 YTD% Actual/Amended Budget
53100 - Conferences and Meetings	$ 671	$ 1,716	$ 5,342	$ 3,237	$ 28	$ 1,222	$ 14,427	$ 14,427	8.47%
Personnel Services- Employee Benefits	**$ 6,580**	**$ 8,450**	**$ 10,550**	**$ 9,063**	**$ 26,379**	**$ 24,079**	**$ 31,921**	**$ 31,670**	**75.43%**
45000 - Healthcare Contribution	$ 1,538	$ 1,505	$ 1,563	$ 1,755	$ 12,261	$ 12,369	$ 16,657	$ 16,657	74.26%
45010 - Dental Contribution	$ 59	$ 64	$ 64	$ 64	$ 287	$ 258	$ 345	$ 345	74.87%
45100 - FICA/SS Contribution	$ 3,012	$ 4,356	$ 5,714	$ 4,469	$ 6,652	$ 5,615	$ 7,691	$ 7,562	73.01%
45200 - IMRF Contribution	$ 957	$ 1,064	$ 1,456	$ 731	$ 3,694	$ 4,095	$ 5,487	$ 5,395	74.64%
53010 - Workers Compensation	$ 1,014	$ 1,461	$ 1,753	$ 2,044	$ 3,485	$ 1,741	$ 1,741	$ 1,711	100.00%
Personnel Services- Salaries & Wages	**$ 39,641**	**$ 57,231**	**$ 75,035**	**$ 58,805**	**$ 87,364**	**$ 75,624**	**$ 100,458**	**$ 98,788**	**75.28%**
40000 - Salaries and Wages	$ 39,641	$ 56,694	$ 74,999	$ 58,537	$ 87,364	$ 75,624	$ 100,458	$ 98,788	75.28%
40002 - Non-Union Wage Increase	$ -	$ -	$ -	$ -	$ -	$ -	$ -	$ -	0.00%
40003 - Cost of Living Increase	$ -	$ -	$ -	$ -	$ -	$ -	$ -	$ -	0.00%
40200 - Overtime Salaries	$ -	$ 536	$ 35	$ 268	$ -	$ -	$ -	$ -	0.00%
Transfers Out	**$ -**	**$ -**	**$ 1,396**	**$ 53,641**	**$ 2,228**	**$ 2,177**	**$ 2,177**	**$ 2,177**	**100.00%**
99000 - Transfer To Other Funds	$ -	$ -	$ -	$ -	$ -	$ -	$ -	$ -	0.00%
99001 - Transfer to General Fund 001	$ -	$ -	$ 1,396	$ 3,641	$ 2,228	$ 2,177	$ 2,177	$ 2,177	100.00%
99435 - Transfer to Growing for Kane Fund 435	$ -	$ -	$ -	$ 50,000	$ -	$ -	$ -	$ -	0.00%
491 Tax Sale Purchase									
Revenue	***$ -***	***$ 19,751***	***$ 62,651***	***$ 119,006***	***$ 108,378***	***$ -***	***$ -***	***$ -***	***0.00%***
Proceeds from Sale of Property	**$ -**	**$ 19,751**	**$ 62,651**	**$ 119,006**	**$ 108,378**	**$ -**	**$ -**	**$ -**	**0.00%**
38700 - Proceeds from Sale of Property	$ -	$ 19,751	$ 62,651	$ 119,006	$ 108,378	$ -	$ -	$ -	0.00%
Expenses	***$ -***	***$ 20,775***	***$ 62,651***	***$ 119,006***	***$ 108,378***	***$ -***	***$ -***	***$ -***	***0.00%***
Contingency and Other	**$ -**	**$ 13,102**	**$ 44,929**	**$ -**	**$ -**	**$ -**	**$ -**	**$ -**	**0.00%**
88990 - Move to Agency Fund	$ -	$ 13,102	$ 44,929	$ -	$ -	$ -	$ -	$ -	0.00%
Contractual Services	**$ -**	**$ 7,674**	**$ 17,722**	**$ 119,006**	**$ 108,378**	**$ -**	**$ -**	**$ -**	**0.00%**
50150 - Contractual/Consulting Services	$ -	$ 7,674	$ 17,722	$ 119,006	$ 108,378	$ -	$ -	$ -	0.00%
040 Finance									
001 General Fund									
Revenue	***$ -***	***$ 6,827***	***$ -***	***$ 8,251***	***$ 21,718***	***$ 10,330***	***$ 10,000***	***$ 10,000***	***103.30%***
Other	**$ -**	**$ 6,827**	**$ -**	**$ 8,251**	**$ 21,718**	**$ 10,330**	**$ 10,000**	**$ 10,000**	**103.30%**
38565 - Rebates	$ -	$ 6,827	$ -	$ 8,251	$ 21,718	$ 10,330	$ 10,000	$ 10,000	103.30%
Expenses	***$ 1,029,705***	***$ 1,117,552***	***$ 1,312,326***	***$ 1,329,584***	***$ 1,271,162***	***$ 1,045,701***	***$ 1,616,645***	***$ 1,462,945***	***64.68%***
Capital	**$ -**	**$ -**	**$ -**	**$ -**	**$ -**	**$ -**	**$ -**	**$ -**	**0.00%**
70030 - Computer Software License Cost	$ -	$ -	$ -	$ -	$ -	$ -	$ -	$ -	0.00%
Commodities	**$ 4,272**	**$ 4,485**	**$ 4,731**	**$ 4,715**	**$ 8,450**	**$ 4,114**	**$ 5,544**	**$ 5,544**	**74.20%**
60000 - Office Supplies	$ 2,066	$ 2,364	$ 2,649	$ 2,709	$ 3,714	$ 1,711	$ 2,944	$ 2,944	58.12%
60020 - Computer Related Supplies	$ 1,900	$ 2,121	$ 2,082	$ 2,006	$ 2,415	$ 1,978	$ 2,600	$ 2,600	76.08%
60040 - Postage	$ 306	$ -	$ -	$ -	$ -	$ -	$ -	$ -	0.00%
60570 - Office Furniture - Non-Capital	$ -	$ -	$ -	$ -	$ 2,321	$ 425	$ -	$ -	0.00%
Contractual Services	**$ 108,288**	**$ 127,056**	**$ 132,195**	**$ 166,215**	**$ 200,141**	**$ 268,199**	**$ 442,719**	**$ 307,719**	**60.58%**
50130 - Certified Audit Contract	$ 98,978	$ 114,436	$ 121,737	$ 125,300	$ 145,395	$ 109,000	$ 165,000	$ 165,000	66.06%
50150 - Contractual/Consulting Services	$ 2,925	$ 4,118	$ 1,050	$ 28,947	$ 39,310	$ 143,650	$ 241,000	$ 106,000	59.61%
52140 - Repairs and Maint- Copiers	$ 767	$ 1,113	$ 966	$ 752	$ 763	$ 731	$ 1,000	$ 1,000	73.11%

Committee Revenue Budget Report - by Account Detail

Through September 30, 2025 (83.3% YTD, 84.62% Payroll Expense through Pay Period Ending 09/27/2025)

***2020, 2021, 2022, 2023 and 2024 Actual Fiscal Year**

Department / Fund / Account Classification	2020 Actual Amount*	2021 Actual Amount*	2022 Actual Amount*	2023 Actual Amount*	2024 Actual Amount*	2025 Actual Amount	2025 Amended Budget	2025 Adopted Budget	2025 YTD% Actual/Amended Budget
53050 - Employment Advertising	$ -	$ 400	$ 400	$ 250	$ -	$ -	$ -	$ -	0.00%
53060 - General Printing	$ 356	$ -	$ -	$ 55	$ -	$ -	$ -	$ -	0.00%
53070 - Legal Printing	$ 465	$ 237	$ 72	$ 21	$ 91	$ -	$ 256	$ 256	0.00%
53100 - Conferences and Meetings	$ -	$ -	$ 2,270	$ 3,306	$ 2,487	$ 9,864	$ 10,000	$ 10,000	98.64%
53110 - Employee Training	$ 514	$ 1,745	$ 565	$ 1,303	$ 7,154	$ 460	$ 15,142	$ 15,142	3.04%
53120 - Employee Mileage Expense	$ 8	$ 65	$ 257	$ 68	$ 558	$ -	$ 300	$ 300	0.00%
53130 - General Association Dues	$ 4,275	$ 4,942	$ 4,879	$ 6,213	$ 4,383	$ 4,270	$ 10,021	$ 10,021	42.61%
55000 - Miscellaneous Contractual Exp	$ -	$ -	$ -	$ -	$ -	$ 223	$ -	$ -	0.00%
Personnel Services- Employee Benefits	**$ 172,185**	**$ 176,461**	**$ 231,516**	**$ 195,412**	**$ 205,263**	**$ -**	**$ 392,732**	**$ 392,732**	**0.00%**
45000 - Healthcare Contribution	$ 168,058	$ 171,748	$ 226,095	$ 190,927	$ 200,046	$ -	$ 217,561	$ 217,561	0.00%
45010 - Dental Contribution	$ 4,127	$ 4,713	$ 5,421	$ 4,485	$ 5,217	$ -	$ 5,578	$ 5,578	0.00%
45100 - FICA/SS Contribution	$ -	$ -	$ -	$ -	$ -	$ -	$ 87,260	$ 87,260	0.00%
45200 - IMRF Contribution	$ -	$ -	$ -	$ -	$ -	$ -	$ 62,436	$ 62,436	0.00%
53010 - Workers Compensation	$ -	$ -	$ -	$ -	$ -	$ -	$ 19,897	$ 19,897	0.00%
Personnel Services- Salaries & Wages	**$ 744,961**	**$ 809,549**	**$ 943,884**	**$ 963,242**	**$ 1,062,571**	**$ 773,388**	**$ 1,168,382**	**$ 1,149,682**	**66.19%**
40000 - Salaries and Wages	$ 744,961	$ 789,410	$ 943,884	$ 963,242	$ 1,062,571	$ 773,388	$ 1,168,382	$ 1,149,682	66.19%
40002 - Non-Union Wage Increase	$ -	$ -	$ -	$ -	$ -	$ -	$ -	$ -	0.00%
40003 - Cost of Living Increase	$ -	$ -	$ -	$ -	$ -	$ -	$ -	$ -	0.00%
40007 - Equity Study Adjustments	$ -	$ -	$ -	$ -	$ -	$ -	$ -	$ -	0.00%
40040 - Lump Sum Distribution	$ -	$ 20,139	$ -	$ -	$ -	$ -	$ -	$ -	0.00%
Services	**$ -**	**$ -**	**$ -**	**$ -**	**$ (205,263)**	**$ -**	**$ (392,732)**	**$ (392,732)**	**0.00%**
45005 - Healthcare Contribution Contra Account	$ -	$ -	$ -	$ -	$ (200,046)	$ -	$ (217,561)	$ (217,561)	0.00%
45015 - Dental Insurance Contra Account	$ -	$ -	$ -	$ -	$ (5,217)	$ -	$ (5,578)	$ (5,578)	0.00%
45105 - FICA/SS Contribution Contra Account	$ -	$ -	$ -	$ -	$ -	$ -	$ (87,260)	$ (87,260)	0.00%
45205 - IMRF Contribution Contra Account	$ -	$ -	$ -	$ -	$ -	$ -	$ (62,436)	$ (62,436)	0.00%
53015 - Worker's Comp Contra Account	$ -	$ -	$ -	$ -	$ -	$ -	$ (19,897)	$ (19,897)	0.00%
060 Information Technologies									
001 General Fund									
Revenue	***$ 1,018,313***	***$ 1,114,650***	***$ 1,151,772***	***$ 1,208,784***	***$ 1,385,794***	***$ 1,211,314***	***$ 1,053,234***	***$ 1,053,234***	***115.01%***
Other	**$ 124,770**	**$ 143,335**	**$ 98,380**	**$ 157,673**	**$ 154,118**	**$ 134,739**	**$ 167,215**	**$ 167,215**	**80.58%**
38900 - Miscellaneous Other	$ 124,770	$ 143,335	$ 98,380	$ 157,673	$ 154,118	$ 134,739	$ 167,215	$ 167,215	80.58%
Charges for Services	**$ 125,935**	**$ 203,707**	**$ 262,467**	**$ 272,805**	**$ 390,446**	**$ 302,796**	**$ 98,934**	**$ 98,934**	**306.06%**
34020 - Computer Services Fees	$ 125,935	$ 203,707	$ 262,467	$ 272,805	$ 390,376	$ 302,796	$ 98,934	$ 98,934	306.06%
34870 - GIS Mapping Fees	$ -	$ -	$ -	$ -	$ 70	$ -	$ -	$ -	0.00%
Transfers In	**$ 767,608**	**$ 767,608**	**$ 790,924**	**$ 778,306**	**$ 841,230**	**$ 773,780**	**$ 787,085**	**$ 787,085**	**98.31%**
39000 - Transfer From Other Funds	$ 767,608	$ 767,608	$ -	$ -	$ -	$ -	$ -	$ -	0.00%
39001 - Transfer from General Fund 001	$ -	$ -	$ -	$ 17,478	$ -	$ -	$ -	$ -	0.00%
39010 - Transfer from Insurance Liability Fund 010	$ -	$ -	$ 3,575	$ 4,078	$ 3,981	$ 4,935	$ 4,935	$ 4,935	100.00%
39101 - Transfer from Geographic Information Systems Fund 101	$ -	$ -	$ 31,282	$ 33,616	$ 34,585	$ 32,775	$ 32,775	$ 32,775	100.00%
39120 - Transfer from Grand Victoria Casino Elgin Fund 120	$ -	$ -	$ 2,689	$ 1,622	$ 1,253	$ 1,543	$ 2,177	$ 2,177	70.90%
39127 - Transfer from Judicial Technology Sales Tax Fund 127	$ -	$ -	$ 25,000	$ 35,196	$ 13,370	$ 8,709	$ 8,709	$ 8,709	100.00%
39150 - Transfer from Sales Tax Automation Fund 150	$ -	$ -	$ -	$ 4,370	$ 2,971	$ 5,806	$ 5,806	$ 5,806	100.00%
39160 - Transfer from Vital Record Automation Fund 160	$ -	$ -	$ 1,955	$ 1,515	$ 594	$ 2,032	$ 2,032	$ 2,032	100.00%
39197 - Transfer from Foreclosure Mediation Fund 197	$ -	$ -	$ -	$ 2,913	$ -	$ -	$ -	$ -	0.00%
39200 - Transfer from Court Automation Fund 200	$ -	$ -	$ 25,137	$ -	$ 23,770	$ 17,418	$ 17,418	$ 17,418	100.00%
39201 - Transfer from Court Document Storage Fund 201	$ -	$ -	$ 36,309	$ -	$ 11,885	$ 11,612	$ 11,612	$ 11,612	100.00%

Committee Revenue Budget Report - by Account Detail

Through September 30, 2025 (83.3% YTD, 84.62% Payroll Expense through Pay Period Ending 09/27/2025)

***2020, 2021, 2022, 2023 and 2024 Actual Fiscal Year**

Department / Fund / Account Classification	2020 Actual Amount*	2021 Actual Amount*	2022 Actual Amount*	2023 Actual Amount*	2024 Actual Amount*	2025 Actual Amount	2025 Amended Budget	2025 Adopted Budget	2025 YTD% Actual/Amended Budget
39202 - Transfer from Child Support Fund 202	$ -	$ -	$ 11,172	$ -	$ 5,942	$ 5,806	$ 5,806	$ 5,806	100.00%
39203 - Transfer from Circuit Clerk Admin Services Fund 203	$ -	$ -	$ 13,965	$ -	$ 8,914	$ 8,709	$ 8,709	$ 8,709	100.00%
39204 - Transfer from Circuit Clerk Electronic Citation Fund 204	$ -	$ -	$ 8,379	$ -	$ 5,942	$ 5,806	$ 5,806	$ 5,806	100.00%
39250 - Transfer from Law Library Fund 250	$ -	$ -	$ 5,585	$ 5,826	$ 2,971	$ 2,903	$ 2,903	$ 2,903	100.00%
39269 - Transfer from KaneComm Fund 269	$ -	$ -	$ 108,445	$ 110,973	$ 105,650	$ 63,866	$ 63,866	$ 63,866	100.00%
39290 - Transfer from Animal Control Fund 290	$ -	$ -	$ 30,719	$ -	$ 38,626	$ 37,739	$ 37,739	$ 37,739	100.00%
39300 - Transfer from County Highway Fund 300	$ -	$ -	$ 172,588	$ 184,111	$ 183,293	$ 180,216	$ 180,216	$ 180,216	100.00%
39302 - Transfer from Motor Fuel Tax Fund 302	$ -	$ -	$ 92,169	$ 104,868	$ 109,934	$ 107,411	$ 107,411	$ 107,411	100.00%
39350 - Transfer from County Health Fund 350	$ -	$ -	$ 175,936	$ 180,606	$ 191,345	$ 186,953	$ 186,953	$ 186,953	100.00%
39351 - Transfer from Kane Kares Fund 351	$ -	$ -	$ 13,963	$ 17,478	$ 18,124	$ 17,708	$ 17,708	$ 17,708	100.00%
39355 - Transfer from American Rescue Plan Fund 355	$ -	$ -	$ -	$ 5,826	$ 5,942	$ 11,612	$ 11,612	$ 11,612	100.00%
39380 - Transfer from Veterans' Commission Fund 380	$ -	$ -	$ -	$ 12,368	$ 11,885	$ 14,515	$ 14,515	$ 14,515	100.00%
39400 - Transfer from Economic Development Fund 400	$ -	$ -	$ -	$ 4,370	$ 2,228	$ 2,177	$ 2,177	$ 2,177	100.00%
39401 - Transfer from Community Development Block Grant Fund 401	$ -	$ -	$ 6,721	$ 4,456	$ 4,412	$ 2,741	$ 7,112	$ 7,112	38.54%
39402 - Transfer from HOME Program Fund 402	$ -	$ -	$ 2,390	$ 2,501	$ 1,552	$ 639	$ 2,758	$ 2,758	23.16%
39404 - Transfer from Homeless Management Info Systems Fund 404	$ -	$ -	$ 2,688	$ 2,951	$ 3,677	$ 1,357	$ 4,790	$ 4,790	28.33%
39406 - Transfer from OCR & Recovery Act Programs Fund 406	$ -	$ -	$ -	$ -	$ -	$ -	$ -	$ -	0.00%
39409 - Transfer from Continuum of Care Planning Grant Fund 409	$ -	$ -	$ 1,344	$ 1,524	$ 2,070	$ 2,422	$ 1,597	$ 1,597	151.63%
39410 - Transfer from Elgin CDBG Fund 410	$ -	$ -	$ 3,137	$ 1,466	$ 1,362	$ 985	$ 4,500	$ 4,500	21.88%
39412 - Transfer from Emergency Rental Assistance #2 Fund 412	$ -	$ -	$ -	$ 3,303	$ 9,887	$ 4,311	$ 2,903	$ 2,903	148.50%
39413 - Transfer from CDBG-CV Fund 413	$ -	$ -	$ -	$ 821	$ 2,097	$ -	$ 1,161	$ 1,161	0.00%
39414 - Transfer from Home - ARP Fund 414	$ -	$ -	$ -	$ 2,091	$ 6,373	$ 4,630	$ 4,935	$ 4,935	93.83%
39415 - Transfer from Homeless Prevention Program Fund 415	$ -	$ -	$ 8,962	$ 2,716	$ -	$ -	$ -	$ -	0.00%
39420 - Transfer from Stormwater Management Fund 420	$ -	$ -	$ 279	$ 262	$ 267	$ 261	$ 261	$ 261	100.00%
39430 - Transfer from Farmland Preservation Fund 430	$ -	$ -	$ 1,396	$ 3,641	$ 2,228	$ 2,177	$ 2,177	$ 2,177	100.00%
39520 - Transfer from Mill Creek Special Service Area Fund 520	$ -	$ -	$ 3,351	$ 23,496	$ 23,090	$ 23,019	$ 23,019	$ 23,019	100.00%
39650 - Transfer from Enterprise Surcharge Fund 650	$ -	$ -	$ 1,788	$ 1,864	$ 1,010	$ 987	$ 987	$ 987	100.00%
Expenses	***$ 3,449,128***	***$ 3,564,272***	***$ 3,944,438***	***$ 4,095,163***	***$ 4,067,554***	***$ 3,161,271***	***$ 5,240,251***	***$ 5,178,699***	***60.33%***
Capital	**$ -**	**$ -**	**$ -**	**$ -**	**$ -**	**$ -**	**$ -**	**$ -**	**0.00%**
70060 - Communications Equipment	$ -	$ -	$ -	$ -	$ -	$ -	$ -	$ -	0.00%
70070 - Automotive Equipment	$ -	$ -	$ -	$ -	$ -	$ -	$ -	$ -	0.00%
Commodities	**$ 86,255**	**$ 81,619**	**$ 91,913**	**$ 98,649**	**$ 112,408**	**$ 49,736**	**$ 122,750**	**$ 122,750**	**40.52%**
60000 - Office Supplies	$ 12,984	$ 19,232	$ 25,282	$ 17,035	$ 26,372	$ 12,657	$ 27,300	$ 27,300	46.36%
60020 - Computer Related Supplies	$ 29,655	$ 38,851	$ 36,771	$ 46,481	$ 51,966	$ 22,644	$ 55,450	$ 55,450	40.84%
60050 - Books and Subscriptions	$ 1,510	$ 1,387	$ 330	$ 259	$ -	$ -	$ -	$ -	0.00%
60060 - Computer Software- Non Capital	$ 1,212	$ -	$ -	$ -	$ -	$ -	$ -	$ -	0.00%
60110 - Printing Supplies	$ 36,360	$ 17,498	$ 22,497	$ 26,071	$ 31,235	$ 11,804	$ 36,000	$ 36,000	32.79%
60265 - Public Health Commodities - Coronavirus	$ -	$ 94	$ 2,535	$ 4,960	$ -	$ -	$ -	$ -	0.00%
60570 - Office Furniture - Non-Capital	$ 3,450	$ 2,600	$ 1,806	$ 1,569	$ -	$ -	$ -	$ -	0.00%
63040 - Fuel- Vehicles	$ 1,084	$ 1,805	$ 2,692	$ 2,274	$ 2,835	$ 2,379	$ 4,000	$ 4,000	59.46%
64000 - Telephone	$ -	$ 152	$ -	$ -	$ -	$ 252	$ -	$ -	0.00%
Contractual Services	**$ 293,895**	**$ 314,455**	**$ 441,969**	**$ 397,485**	**$ 436,247**	**$ 296,780**	**$ 1,064,904**	**$ 1,064,904**	**27.87%**
50150 - Contractual/Consulting Services	$ 142,705	$ 169,639	$ 191,552	$ 193,306	$ 208,151	$ 107,645	$ 447,400	$ 447,400	24.06%
50235 - Public Health Services - Coronavirus	$ -	$ -	$ 40,590	$ -	$ -	$ -	$ -	$ -	0.00%
50340 - Software Licensing Cost	$ 1,883	$ 230	$ -	$ 76	$ -	$ -	$ -	$ -	0.00%
52130 - Repairs and Maint- Computers	$ 34,043	$ 60,475	$ 58,170	$ 62,980	$ 95,341	$ 45,976	$ 148,003	$ 148,003	31.06%
52140 - Repairs and Maint- Copiers	$ -	$ -	$ -	$ -	$ -	$ -	$ 7,500	$ 7,500	0.00%
52150 - Repairs and Maint- Comm Equip	$ 51,205	$ 36,765	$ 119,591	$ 65,836	$ 103,183	$ 134,245	$ 368,000	$ 368,000	36.48%

Committee Revenue Budget Report - by Account Detail

Through September 30, 2025 (83.3% YTD, 84.62% Payroll Expense through Pay Period Ending 09/27/2025)

***2020, 2021, 2022, 2023 and 2024 Actual Fiscal Year**

Department / Fund / Account Classification	2020 Actual Amount*	2021 Actual Amount*	2022 Actual Amount*	2023 Actual Amount*	2024 Actual Amount*	2025 Actual Amount	2025 Amended Budget	2025 Adopted Budget	2025 YTD% Actual/Amended Budget
52230 - Repairs and Maint- Vehicles	$ 2,731	$ 2,430	$ 1,553	$ 2,340	$ 3,811	$ -	$ 4,000	$ 4,000	0.00%
52240 - Repairs and Maint- Office Equip	$ -	$ 683	$ -	$ -	$ -	$ -	$ -	$ -	0.00%
53040 - General Advertising	$ -	$ 67	$ -	$ 74	$ -	$ -	$ 1,500	$ 1,500	0.00%
53100 - Conferences and Meetings	$ 7,645	$ 29,270	$ 19,155	$ 36,194	$ 21,457	$ -	$ 40,000	$ 40,000	0.00%
53110 - Employee Training	$ 52,629	$ 14,034	$ 9,589	$ 35,586	$ 3,402	$ 8,858	$ 45,501	$ 45,501	19.47%
53120 - Employee Mileage Expense	$ 934	$ 862	$ 1,485	$ 1,093	$ 903	$ 57	$ 3,000	$ 3,000	1.89%
53130 - General Association Dues	$ 120	$ -	$ 285	$ -	$ -	$ -	$ -	$ -	0.00%
Personnel Services- Employee Benefits	**$ 429,542**	**$ 470,051**	**$ 510,979**	**$ 586,448**	**$ 652,652**	**$ -**	**$ 1,324,802**	**$ 1,324,802**	**0.00%**
45000 - Healthcare Contribution	$ 447,385	$ 477,542	$ 509,801	$ 572,413	$ 636,114	$ -	$ 720,649	$ 720,649	0.00%
45009 - Healthcare Subsidy	$ (29,959)	$ (20,483)	$ (12,587)	$ -	$ -	$ -	$ -	$ -	0.00%
45010 - Dental Contribution	$ 13,105	$ 13,593	$ 14,089	$ 14,034	$ 16,538	$ -	$ 19,060	$ 19,060	0.00%
45019 - Dental Subsidy	$ (990)	$ (601)	$ (324)	$ -	$ -	$ -	$ -	$ -	0.00%
45100 - FICA/SS Contribution	$ -	$ -	$ -	$ -	$ -	$ -	$ 303,524	$ 303,524	0.00%
45200 - IMRF Contribution	$ -	$ -	$ -	$ -	$ -	$ -	$ 212,499	$ 212,499	0.00%
53010 - Workers Compensation	$ -	$ -	$ -	$ -	$ -	$ -	$ 69,070	$ 69,070	0.00%
Personnel Services- Salaries & Wages	**$ 2,639,437**	**$ 2,698,146**	**$ 2,899,576**	**$ 3,012,582**	**$ 3,518,899**	**$ 2,814,756**	**$ 4,052,597**	**$ 3,991,045**	**69.46%**
40000 - Salaries and Wages	$ 2,777,868	$ 2,799,147	$ 2,945,311	$ 2,978,990	$ 3,485,504	$ 2,790,196	$ 3,990,117	$ 3,928,565	69.93%
40002 - Non-Union Wage Increase	$ -	$ -	$ -	$ -	$ -	$ -	$ -	$ -	0.00%
40003 - Cost of Living Increase	$ -	$ -	$ -	$ -	$ -	$ -	$ -	$ -	0.00%
40005 - New Position Budget Moved to Contingency	$ -	$ -	$ -	$ -	$ -	$ -	$ -	$ -	0.00%
40007 - Equity Study Adjustments	$ -	$ -	$ -	$ -	$ -	$ -	$ -	$ -	0.00%
40009 - Salaries and Wages Subsidy	$ (181,935)	$ (131,547)	$ (83,001)	$ -	$ -	$ -	$ -	$ -	0.00%
40200 - Overtime Salaries	$ 43,504	$ 30,546	$ 37,266	$ 33,592	$ 33,396	$ 24,560	$ 62,480	$ 62,480	39.31%
Services	**$ -**	**$ -**	**$ -**	**$ -**	**$ (652,652)**	**$ -**	**$ (1,324,802)**	**$ (1,324,802)**	**0.00%**
45005 - Healthcare Contribution Contra Account	$ -	$ -	$ -	$ -	$ (636,114)	$ -	$ (720,649)	$ (720,649)	0.00%
45015 - Dental Insurance Contra Account	$ -	$ -	$ -	$ -	$ (16,538)	$ -	$ (19,060)	$ (19,060)	0.00%
45105 - FICA/SS Contribution Contra Account	$ -	$ -	$ -	$ -	$ -	$ -	$ (303,524)	$ (303,524)	0.00%
45205 - IMRF Contribution Contra Account	$ -	$ -	$ -	$ -	$ -	$ -	$ (212,499)	$ (212,499)	0.00%
53015 - Worker's Comp Contra Account	$ -	$ -	$ -	$ -	$ -	$ -	$ (69,070)	$ (69,070)	0.00%
101 Geographic Information Systems									
Revenue	***$ 1,522,325***	***$ 1,849,269***	***$ 1,190,471***	***$ 1,040,002***	***$ 1,416,883***	***$ 1,780,173***	***$ 1,982,421***	***$ 1,888,520***	***89.80%***
Interest Revenue	**$ 21,648**	**$ (345)**	**$ (17,399)**	**$ 62,417**	**$ 47,033**	**$ 34,195**	**$ 50,000**	**$ 50,000**	**68.39%**
38000 - Investment Income	$ 21,648	$ (345)	$ (17,399)	$ 62,417	$ 47,033	$ 34,195	$ 50,000	$ 50,000	68.39%
Other	**$ -**	**$ -**	**$ -**	**$ -**	**$ -**	**$ -**	**$ 906,921**	**$ 813,020**	**0.00%**
39900 - Fund Balance Utilization	$ -	$ -	$ -	$ -	$ -	$ -	$ 906,921	$ 813,020	0.00%
Reimbursements	**$ -**	**$ 467**	**$ -**	**$ -**	**$ -**	**$ -**	**$ -**	**$ -**	**0.00%**
37900 - Miscellaneous Reimbursement	$ -	$ 467	$ -	$ -	$ -	$ -	$ -	$ -	0.00%
Charges for Services	**$ 1,500,677**	**$ 1,849,147**	**$ 1,207,870**	**$ 977,585**	**$ 1,369,850**	**$ 1,745,978**	**$ 1,025,500**	**$ 1,025,500**	**170.26%**
34010 - GIS Counter Sale Fees	$ -	$ -	$ 970	$ 360	$ 170	$ 180	$ 500	$ 500	36.00%
34180 - GIS Fees	$ 1,500,677	$ 1,849,147	$ 1,206,900	$ 977,225	$ 1,369,680	$ 1,745,798	$ 1,025,000	$ 1,025,000	170.32%
Transfers In	**$ -**	**$ -**	**$ -**	**$ -**	**$ -**	**$ -**	**$ -**	**$ -**	**0.00%**
39000 - Transfer From Other Funds	$ -	$ -	$ -	$ -	$ -	$ -	$ -	$ -	0.00%
Expenses	***$ 1,550,965***	***$ 1,605,818***	***$ 1,528,759***	***$ 1,561,570***	***$ 1,497,445***	***$ 1,457,971***	***$ 1,982,421***	***$ 1,888,520***	***73.54%***
Capital	**$ 65,729**	**$ 8,627**	**$ 21,545**	**$ 12,899**	**$ -**	**$ 37,682**	**$ 80,000**	**$ 80,000**	**47.10%**
70000 - Computers	$ 65,729	$ 2,137	$ 15,304	$ -	$ -	$ 37,682	$ 60,000	$ 60,000	62.80%
70020 - Computer Software- Capital	$ -	$ 6,490	$ 5,192	$ -	$ -	$ -	$ 20,000	$ 20,000	0.00%

Committee Revenue Budget Report - by Account Detail

Through September 30, 2025 (83.3% YTD, 84.62% Payroll Expense through Pay Period Ending 09/27/2025)

***2020, 2021, 2022, 2023 and 2024 Actual Fiscal Year**

Department / Fund / Account Classification	2020 Actual Amount*	2021 Actual Amount*	2022 Actual Amount*	2023 Actual Amount*	2024 Actual Amount*	2025 Actual Amount	2025 Amended Budget	2025 Adopted Budget	2025 YTD% Actual/Amended Budget
70050 - Printers	$ -	$ -	$ 1,049	$ 12,899	$ -	$ -	$ -	$ -	0.00%
Commodities	**$ 13,851**	**$ 15,394**	**$ 19,955**	**$ 11,781**	**$ 11,401**	**$ 16,162**	**$ 29,800**	**$ 29,800**	**54.24%**
60000 - Office Supplies	$ 2,424	$ 2,559	$ 1,368	$ 1,009	$ 365	$ 3,076	$ 2,600	$ 2,600	118.33%
60010 - Operating Supplies	$ -	$ -	$ -	$ -	$ -	$ -	$ -	$ -	0.00%
60020 - Computer Related Supplies	$ 3,048	$ 3,806	$ 6,454	$ 2,823	$ 2,765	$ 649	$ 2,600	$ 2,600	24.96%
60050 - Books and Subscriptions	$ -	$ 1,178	$ 1,042	$ 2,334	$ 1,415	$ 6,388	$ -	$ -	0.00%
60060 - Computer Software- Non Capital	$ 3,419	$ 2,712	$ 2,771	$ -	$ -	$ -	$ 2,600	$ 2,600	0.00%
60070 - Computer Hardware- Non Capital	$ 298	$ 298	$ 3,005	$ 85	$ 540	$ 2,424	$ 14,000	$ 14,000	17.31%
60265 - Public Health Commodities - Coronavirus	$ -	$ -	$ -	$ -	$ -	$ -	$ -	$ -	0.00%
64000 - Telephone	$ 3,168	$ 3,395	$ 4,593	$ 3,627	$ 3,965	$ 2,137	$ 6,000	$ 6,000	35.62%
64010 - Cellular Phone	$ 1,495	$ 1,446	$ 722	$ 1,903	$ 2,352	$ 1,487	$ 2,000	$ 2,000	74.37%
Contingency and Other	**$ -**	**$ -**	**$ -**	**$ -**	**$ -**	**$ -**	**$ 1,038**	**$ 1,038**	**0.00%**
89000 - Addition to Fund Balance	$ -	$ -	$ -	$ -	$ -	$ -	$ 1,038	$ 1,038	0.00%
Contractual Services	**$ 447,360**	**$ 509,005**	**$ 437,724**	**$ 565,743**	**$ 466,684**	**$ 673,751**	**$ 722,033**	**$ 718,801**	**93.31%**
50150 - Contractual/Consulting Services	$ 186,471	$ 234,851	$ 144,969	$ 255,829	$ 154,956	$ 335,058	$ 353,850	$ 353,850	94.69%
52130 - Repairs and Maint- Computers	$ 238,475	$ 250,007	$ 264,816	$ 279,018	$ 285,544	$ 305,018	$ 320,531	$ 320,531	95.16%
53000 - Liability Insurance	$ 15,373	$ 14,248	$ 17,935	$ 23,309	$ 22,785	$ 29,368	$ 32,069	$ 28,880	91.58%
53020 - Unemployment Claims	$ 443	$ 450	$ 542	$ 320	$ 367	$ 396	$ 433	$ 390	91.45%
53100 - Conferences and Meetings	$ 2,310	$ 1,332	$ 897	$ 480	$ 297	$ 2,490	$ 1,000	$ 1,000	249.00%
53110 - Employee Training	$ 1,793	$ 6,003	$ 5,905	$ 4,116	$ 1,125	$ -	$ 11,000	$ 11,000	0.00%
53120 - Employee Mileage Expense	$ -	$ -	$ -	$ -	$ -	$ 12	$ 150	$ 150	7.84%
53130 - General Association Dues	$ 2,495	$ 2,115	$ 2,660	$ 2,670	$ 1,610	$ 1,410	$ 3,000	$ 3,000	47.00%
Personnel Services- Employee Benefits	**$ 258,727**	**$ 280,814**	**$ 269,080**	**$ 239,113**	**$ 227,706**	**$ 162,624**	**$ 281,729**	**$ 246,681**	**57.72%**
45000 - Healthcare Contribution	$ 128,499	$ 133,962	$ 138,204	$ 130,547	$ 118,738	$ 78,878	$ 149,160	$ 127,290	52.88%
45009 - Healthcare Subsidy	$ (1,589)	$ (2)	$ -	$ -	$ -	$ -	$ -	$ -	0.00%
45010 - Dental Contribution	$ 4,250	$ 4,646	$ 4,393	$ 3,899	$ 3,661	$ 2,407	$ 4,108	$ 3,689	58.60%
45019 - Dental Subsidy	$ (110)	$ (0)	$ -	$ -	$ -	$ -	$ -	$ -	0.00%
45100 - FICA/SS Contribution	$ 54,177	$ 55,833	$ 55,776	$ 51,790	$ 55,989	$ 39,457	$ 66,212	$ 59,635	59.59%
45109 - FICA/SS Subsidy	$ (921)	$ (2)	$ -	$ -	$ -	$ -	$ -	$ -	0.00%
45200 - IMRF Contribution	$ 56,739	$ 64,033	$ 49,063	$ 35,155	$ 33,640	$ 28,161	$ 47,270	$ 42,576	59.58%
45209 - IMRF Subsidy	$ (1,075)	$ (2)	$ -	$ -	$ -	$ -	$ -	$ -	0.00%
53010 - Workers Compensation	$ 18,756	$ 22,346	$ 21,645	$ 17,722	$ 15,678	$ 13,720	$ 14,979	$ 13,491	91.59%
Personnel Services- Salaries & Wages	**$ 722,995**	**$ 749,673**	**$ 749,172**	**$ 698,418**	**$ 757,069**	**$ 534,978**	**$ 835,046**	**$ 779,425**	**64.07%**
40000 - Salaries and Wages	$ 735,728	$ 749,325	$ 748,569	$ 698,161	$ 756,609	$ 534,859	$ 834,046	$ 778,425	64.13%
40002 - Non-Union Wage Increase	$ -	$ -	$ -	$ -	$ -	$ -	$ -	$ -	0.00%
40003 - Cost of Living Increase	$ -	$ -	$ -	$ -	$ -	$ -	$ -	$ -	0.00%
40009 - Salaries and Wages Subsidy	$ (13,368)	$ (26)	$ -	$ -	$ -	$ -	$ -	$ -	0.00%
40100 - Part-Time Salaries	$ -	$ -	$ -	$ -	$ -	$ -	$ -	$ -	0.00%
40200 - Overtime Salaries	$ 635	$ 374	$ 604	$ 257	$ 461	$ 119	$ 1,000	$ 1,000	11.87%
Transfers Out	**$ 42,304**	**$ 42,304**	**$ 31,282**	**$ 33,616**	**$ 34,585**	**$ 32,775**	**$ 32,775**	**$ 32,775**	**100.00%**
99000 - Transfer To Other Funds	$ 42,304	$ 42,304	$ -	$ -	$ -	$ -	$ -	$ -	0.00%
99001 - Transfer to General Fund 001	$ -	$ -	$ 31,282	$ 33,616	$ 34,585	$ 32,775	$ 32,775	$ 32,775	100.00%

Committee Revenue Budget Report - by Account Detail

Through September 30, 2025 (83.3% YTD, 84.62% Payroll Expense through Pay Period Ending 09/27/2025)

***2020, 2021, 2022, 2023 and 2024 Actual Fiscal Year**

Department / Fund / Account Classification	2020 Actual Amount*	2021 Actual Amount*	2022 Actual Amount*	2023 Actual Amount*	2024 Actual Amount*	2025 Actual Amount	2025 Amended Budget	2025 Adopted Budget	2025 YTD% Actual/Amended Budget
354 Mass Vaccination Fund									
Expenses	***$ -***	***$ 210,271***	***$ 5,951***	***$ -***	***$ -***	***$ -***	***$ -***	***$ -***	***0.00%***
Capital	**$ -**	**$ 22,866**	**$ -**	**$ -**	**$ -**	**$ -**	**$ -**	**$ -**	**0.00%**
70000 - Computers	$ -	$ 22,866	$ -	$ -	$ -	$ -	$ -	$ -	0.00%
Commodities	**$ -**	**$ 131,983**	**$ 3,695**	**$ -**	**$ -**	**$ -**	**$ -**	**$ -**	**0.00%**
60010 - Operating Supplies	$ -	$ 122,350	$ -	$ -	$ -	$ -	$ -	$ -	0.00%
60110 - Printing Supplies	$ -	$ 7,267	$ 2,560	$ -	$ -	$ -	$ -	$ -	0.00%
64010 - Cellular Phone	$ -	$ 1,156	$ -	$ -	$ -	$ -	$ -	$ -	0.00%
64020 - Internet	$ -	$ 1,210	$ 1,135	$ -	$ -	$ -	$ -	$ -	0.00%
Contractual Services	**$ -**	**$ 55,422**	**$ 2,256**	**$ -**	**$ -**	**$ -**	**$ -**	**$ -**	**0.00%**
50150 - Contractual/Consulting Services	$ -	$ 34,286	$ -	$ -	$ -	$ -	$ -	$ -	0.00%
50340 - Software Licensing Cost	$ -	$ 21,136	$ 2,256	$ -	$ -	$ -	$ -	$ -	0.00%
385 IL Counties Information Mgmt									
Revenue	***$ 1***	***$ (0)***	***$ 4,341***	***$ 109***	***$ 50***	***$ 21***	***$ 1,058***	***$ 1,058***	***2.03%***
Interest Revenue	**$ 1**	**$ (0)**	**$ (59)**	**$ 109**	**$ 50**	**$ 21**	**$ 58**	**$ 58**	**36.98%**
38000 - Investment Income	$ 1	$ (0)	$ (59)	$ 109	$ 50	$ 21	$ 58	$ 58	36.98%
Charges for Services	**$ -**	**$ -**	**$ 4,400**	**$ -**	**$ -**	**$ -**	**$ 1,000**	**$ 1,000**	**0.00%**
35400 - ICIM Association Fees	$ -	$ -	$ 4,400	$ -	$ -	$ -	$ 1,000	$ 1,000	0.00%
Expenses	***$ 127***	***$ -***	***$ 2,801***	***$ 723***	***$ 324***	***$ 75***	***$ 1,058***	***$ 1,058***	***7.09%***
Contractual Services	**$ 127**	**$ -**	**$ 2,801**	**$ 723**	**$ 324**	**$ 75**	**$ 1,058**	**$ 1,058**	**7.09%**
53100 - Conferences and Meetings	$ 127	$ -	$ 2,801	$ 723	$ 324	$ 75	$ 1,058	$ 1,058	7.09%
390 Web Technical Services									
Revenue	***$ 304,755***	***$ 385,649***	***$ 294,318***	***$ 374,631***	***$ 322,270***	***$ 310,320***	***$ 406,500***	***$ 406,500***	***76.34%***
Interest Revenue	**$ 7,255**	**$ 1,066**	**$ (3,182)**	**$ 17,131**	**$ 24,770**	**$ 17,820**	**$ 14,000**	**$ 14,000**	**127.29%**
38000 - Investment Income	$ 7,255	$ 1,066	$ (3,182)	$ 17,131	$ 24,770	$ 17,820	$ 14,000	$ 14,000	127.29%
Other	**$ -**	**$ -**	**$ -**	**$ -**	**$ -**	**$ -**	**$ 100,000**	**$ 100,000**	**0.00%**
39900 - Fund Balance Utilization	$ -	$ -	$ -	$ -	$ -	$ -	$ 100,000	$ 100,000	0.00%
Transfers In	**$ 297,500**	**$ 384,583**	**$ 297,500**	**$ 357,500**	**$ 297,500**	**$ 292,500**	**$ 292,500**	**$ 292,500**	**100.00%**
39000 - Transfer From Other Funds	$ 297,500	$ 384,583	$ -	$ -	$ -	$ -	$ -	$ -	0.00%
39120 - Transfer from Grand Victoria Casino Elgin Fund 120	$ -	$ -	$ 297,500	$ 297,500	$ 297,500	$ 292,500	$ 292,500	$ 292,500	100.00%
39355 - Transfer from American Rescue Plan Fund 355	$ -	$ -	$ -	$ 60,000	$ -	$ -	$ -	$ -	0.00%
Expenses	***$ 180,911***	***$ 485,934***	***$ 365,916***	***$ 263,522***	***$ 280,567***	***$ 196,986***	***$ 406,500***	***$ 406,500***	***48.46%***
Commodities	**$ -**	**$ 30,000**	**$ -**	**$ -**	**$ -**	**$ -**	**$ -**	**$ -**	**0.00%**
60050 - Books and Subscriptions	$ -	$ 30,000	$ -	$ -	$ -	$ -	$ -	$ -	0.00%
Contractual Services	**$ 180,911**	**$ 455,934**	**$ 365,916**	**$ 263,522**	**$ 280,567**	**$ 196,986**	**$ 406,500**	**$ 406,500**	**48.46%**
50150 - Contractual/Consulting Services	$ 50,663	$ 273,951	$ 181,096	$ 23,115	$ 47,618	$ 40,221	$ 73,000	$ 73,000	55.10%
50235 - Public Health Services - Coronavirus	$ -	$ -	$ -	$ -	$ -	$ -	$ -	$ -	0.00%
50340 - Software Licensing Cost	$ 130,248	$ 181,138	$ 184,820	$ 235,845	$ 232,598	$ 154,522	$ 325,500	$ 325,500	47.47%
52130 - Repairs and Maint- Computers	$ -	$ 844	$ -	$ 4,563	$ 350	$ 2,243	$ 8,000	$ 8,000	28.04%

Committee Revenue Budget Report - by Account Detail

Through September 30, 2025 (83.3% YTD, 84.62% Payroll Expense through Pay Period Ending 09/27/2025)

***2020, 2021, 2022, 2023 and 2024 Actual Fiscal Year**

Department / Fund / Account Classification	2020 Actual Amount*	2021 Actual Amount*	2022 Actual Amount*	2023 Actual Amount*	2024 Actual Amount*	2025 Actual Amount	2025 Amended Budget	2025 Adopted Budget	2025 YTD% Actual/Amended Budget
080 Building Management									
001 General Fund									
Revenue	***$ 44,983***	***$ 39,335***	***$ 6,084***	***$ 30,557***	***$ (15,344)***	***$ 7,940***	***$ 50,659***	***$ 50,659***	***15.67%***
Other	**$ 44,983**	**$ 39,335**	**$ 6,084**	**$ 30,557**	**$ (15,344)**	**$ 7,940**	**$ 50,659**	**$ 50,659**	**15.67%**
38500 - Rental Income	$ 44,983	$ 39,335	$ 6,084	$ 30,557	$ (15,344)	$ 7,940	$ 50,659	$ 50,659	15.67%
Expenses	***$ 4,672,802***	***$ 5,003,744***	***$ 5,552,935***	***$ 9,717,053***	***$ 8,018,165***	***$ 5,220,830***	***$ 7,964,983***	***$ 7,917,335***	***65.55%***
Capital	**$ -**	**$ -**	**$ -**	**$ -**	**$ -**	**$ -**	**$ -**	**$ -**	**0.00%**
70090 - Office Equipment	$ -	$ -	$ -	$ -	$ -	$ -	$ -	$ -	0.00%
Commodities	**$ 1,620,393**	**$ 1,708,452**	**$ 1,621,997**	**$ 2,119,480**	**$ 1,949,363**	**$ 1,463,322**	**$ 2,187,771**	**$ 2,187,771**	**66.89%**
60010 - Operating Supplies	$ 8,468	$ 7,026	$ 3,834	$ 12,818	$ 18,150	$ 4,109	$ 13,041	$ 13,041	31.51%
60020 - Computer Related Supplies	$ -	$ -	$ -	$ -	$ -	$ -	$ -	$ -	0.00%
60040 - Postage	$ -	$ -	$ -	$ -	$ -	$ -	$ -	$ -	0.00%
60090 - Utilities- Sewer	$ 136,863	$ 138,959	$ 129,598	$ 157,035	$ 134,264	$ 98,529	$ 100,000	$ 100,000	98.53%
60100 - Utilities- Water	$ 110,421	$ 122,847	$ 125,061	$ 134,703	$ 131,688	$ 84,368	$ 363,439	$ 363,439	23.21%
60110 - Printing Supplies	$ 42,236	$ 47,006	$ 66,451	$ 64,270	$ 67,830	$ 49,492	$ 80,080	$ 80,080	61.80%
60160 - Cleaning Supplies	$ 61,004	$ 56,889	$ 64,325	$ 158,431	$ 127,154	$ 97,138	$ 200,000	$ 200,000	48.57%
60210 - Uniform Supplies	$ 3,455	$ 4,140	$ 2,893	$ 12,575	$ 5,183	$ 4,949	$ 8,331	$ 8,331	59.41%
60250 - Medical Supplies and Drugs	$ -	$ -	$ -	$ -	$ -	$ -	$ -	$ -	0.00%
60265 - Public Health Commodities - Coronavirus	$ -	$ -	$ -	$ -	$ -	$ -	$ -	$ -	0.00%
63000 - Utilities- Natural Gas	$ 167,898	$ 142,703	$ 205,239	$ 253,514	$ 216,772	$ 224,886	$ 300,000	$ 300,000	74.96%
63010 - Utilities- Electric	$ 1,076,655	$ 1,171,352	$ 999,033	$ 1,304,813	$ 1,235,688	$ 893,155	$ 1,100,000	$ 1,100,000	81.20%
63040 - Fuel- Vehicles	$ 13,392	$ 17,530	$ 25,563	$ 21,322	$ 12,634	$ 6,695	$ 22,880	$ 22,880	29.26%
Contractual Services	**$ 1,608,321**	**$ 1,901,607**	**$ 2,458,862**	**$ 5,375,042**	**$ 3,437,054**	**$ 1,693,124**	**$ 2,685,632**	**$ 2,685,632**	**63.04%**
50150 - Contractual/Consulting Services	$ -	$ 1,690	$ -	$ 8,720	$ 22,499	$ 1,420	$ -	$ -	0.00%
50235 - Public Health Services - Coronavirus	$ -	$ -	$ -	$ -	$ -	$ -	$ -	$ -	0.00%
52000 - Disposal and Water Softener Srvs	$ 28,524	$ 32,120	$ 49,460	$ 62,419	$ 94,219	$ 47,852	$ 71,715	$ 71,715	66.72%
52010 - Janitorial Services	$ 527,208	$ 562,026	$ 620,390	$ 957,054	$ 565,108	$ 127,956	$ 145,800	$ 145,800	87.76%
52020 - Repairs and Maintenance- Roads	$ 85,241	$ 127,623	$ 130,218	$ 302,504	$ 229,680	$ 163,506	$ 490,100	$ 490,100	33.36%
52110 - Repairs and Maint- Buildings	$ 499,114	$ 461,839	$ 802,148	$ 2,044,780	$ 1,650,036	$ 1,114,391	$ 1,488,858	$ 1,488,858	74.85%
52120 - Repairs and Maint- Grounds	$ 64,098	$ 134,647	$ 183,371	$ 224,009	$ 222,068	$ 62,717	$ 236,750	$ 236,750	26.49%
52160 - Repairs and Maint- Equipment	$ 192,813	$ 351,158	$ 461,410	$ 1,448,110	$ 385,764	$ 4,728	$ -	$ -	0.00%
52190 - Equipment Rental	$ -	$ -	$ -	$ 4,284	$ 6,546	$ 1,313	$ 10,000	$ 10,000	13.13%
52210 - Building Lease	$ 130,053	$ 130,000	$ 129,769	$ 146,332	$ 166,435	$ 114,434	$ 130,000	$ 130,000	88.03%
52220 - Equipment Lease	$ 187	$ 17,325	$ 18,258	$ 41,239	$ 14,372	$ -	$ -	$ -	0.00%
52230 - Repairs and Maint- Vehicles	$ 18,474	$ 26,594	$ 23,328	$ 68,473	$ 28,685	$ 6,103	$ 40,000	$ 40,000	15.26%
52260 - Grease Trap- Septic Services	$ 8,645	$ 8,285	$ 8,600	$ 7,507	$ 10,270	$ 7,870	$ 9,952	$ 9,952	79.08%
53060 - General Printing	$ 53,965	$ 45,727	$ 31,753	$ 59,612	$ 41,328	$ 40,638	$ 50,000	$ 50,000	81.28%
53110 - Employee Training	$ -	$ 2,574	$ 155	$ -	$ 45	$ 196	$ 12,000	$ 12,000	1.63%
53120 - Employee Mileage Expense	$ -	$ -	$ -	$ -	$ -	$ -	$ 457	$ 457	0.00%
Personnel Services- Employee Benefits	**$ 256,074**	**$ 214,371**	**$ 212,401**	**$ 365,217**	**$ 505,080**	**$ -**	**$ 1,074,240**	**$ 1,074,240**	**0.00%**
45000 - Healthcare Contribution	$ 251,925	$ 207,573	$ 205,742	$ 355,728	$ 492,404	$ -	$ 611,889	$ 611,889	0.00%
45009 - Healthcare Subsidy	$ (4,402)	$ (437)	$ -	$ -	$ -	$ -	$ -	$ -	0.00%
45010 - Dental Contribution	$ 8,685	$ 7,250	$ 6,660	$ 9,489	$ 12,676	$ -	$ 14,195	$ 14,195	0.00%
45019 - Dental Subsidy	$ (133)	$ (15)	$ -	$ -	$ -	$ -	$ -	$ -	0.00%
45100 - FICA/SS Contribution	$ -	$ -	$ -	$ -	$ -	$ -	$ 231,226	$ 231,226	0.00%
45200 - IMRF Contribution	$ -	$ -	$ -	$ -	$ -	$ -	$ 164,241	$ 164,241	0.00%
53010 - Workers Compensation	$ -	$ -	$ -	$ -	$ -	$ -	$ 52,689	$ 52,689	0.00%
Personnel Services- Salaries & Wages	**$ 1,188,014**	**$ 1,179,315**	**$ 1,259,674**	**$ 1,857,313**	**$ 2,631,748**	**$ 2,064,384**	**$ 3,091,580**	**$ 3,043,932**	**66.77%**

Committee Revenue Budget Report - by Account Detail

Through September 30, 2025 (83.3% YTD, 84.62% Payroll Expense through Pay Period Ending 09/27/2025)

***2020, 2021, 2022, 2023 and 2024 Actual Fiscal Year**

Department / Fund / Account Classification	2020 Actual Amount*	2021 Actual Amount*	2022 Actual Amount*	2023 Actual Amount*	2024 Actual Amount*	2025 Actual Amount	2025 Amended Budget	2025 Adopted Budget	2025 YTD% Actual/Amended Budget
40000 - Salaries and Wages	$ 1,182,884	$ 1,156,776	$ 1,237,804	$ 1,799,144	$ 2,508,375	$ 1,948,497	$ 2,922,424	$ 2,874,776	66.67%
40002 - Non-Union Wage Increase	$ -	$ -	$ -	$ -	$ -	$ -	$ -	$ -	0.00%
40003 - Cost of Living Increase	$ -	$ -	$ -	$ -	$ -	$ -	$ -	$ -	0.00%
40005 - New Position Budget Moved to Contingency	$ -	$ -	$ -	$ -	$ -	$ -	$ -	$ -	0.00%
40007 - Equity Study Adjustments	$ -	$ -	$ -	$ -	$ -	$ -	$ -	$ -	0.00%
40009 - Salaries and Wages Subsidy	$ (13,565)	$ (1,050)	$ -	$ -	$ -	$ -	$ -	$ -	0.00%
40200 - Overtime Salaries	$ 18,695	$ 23,588	$ 21,870	$ 58,169	$ 123,373	$ 115,888	$ 169,156	$ 169,156	68.51%
Services	**$ -**	**$ -**	**$ -**	**$ -**	**$ (505,080)**	**$ -**	**$ (1,074,240)**	**$ (1,074,240)**	**0.00%**
45005 - Healthcare Contribution Contra Account	$ -	$ -	$ -	$ -	$ (492,404)	$ -	$ (611,889)	$ (611,889)	0.00%
45015 - Dental Insurance Contra Account	$ -	$ -	$ -	$ -	$ (12,676)	$ -	$ (14,195)	$ (14,195)	0.00%
45105 - FICA/SS Contribution Contra Account	$ -	$ -	$ -	$ -	$ -	$ -	$ (231,226)	$ (231,226)	0.00%
45205 - IMRF Contribution Contra Account	$ -	$ -	$ -	$ -	$ -	$ -	$ (164,241)	$ (164,241)	0.00%
53015 - Worker's Comp Contra Account	$ -	$ -	$ -	$ -	$ -	$ -	$ (52,689)	$ (52,689)	0.00%
354 Mass Vaccination Fund									
Expenses	***$ -***	***$ 225,821***	***$ 29,669***	***$ 3,840***	***$ -***	***$ -***	***$ -***	***$ -***	***0.00%***
Commodities	**$ -**	**$ 24,099**	**$ -**	**$ -**	**$ -**	**$ -**	**$ -**	**$ -**	**0.00%**
60010 - Operating Supplies	$ -	$ 24,099	$ -	$ -	$ -	$ -	$ -	$ -	0.00%
Contingency and Other	**$ -**	**$ -**	**$ -**	**$ -**	**$ -**	**$ -**	**$ -**	**$ -**	**0.00%**
89000 - Addition to Fund Balance	$ -	$ -	$ -	$ -	$ -	$ -	$ -	$ -	0.00%
Contractual Services	**$ -**	**$ 201,722**	**$ 29,669**	**$ 3,840**	**$ -**	**$ -**	**$ -**	**$ -**	**0.00%**
50150 - Contractual/Consulting Services	$ -	$ 201,722	$ 29,669	$ 3,840	$ -	$ -	$ -	$ -	0.00%
120 Human Resource Management									
001 General Fund									
Expenses	***$ 248,652***	***$ 230,337***	***$ 205,373***	***$ 263,976***	***$ 245,588***	***$ 183,086***	***$ 289,731***	***$ 285,884***	***63.19%***
Capital	**$ -**	**$ -**	**$ -**	**$ -**	**$ 2,145**	**$ -**	**$ 2,250**	**$ 2,250**	**0.00%**
70080 - Office Furniture	$ -	$ -	$ -	$ -	$ -	$ -	$ 2,250	$ 2,250	0.00%
70090 - Office Equipment	$ -	$ -	$ -	$ -	$ 2,145	$ -	$ -	$ -	0.00%
Commodities	**$ 5,259**	**$ 5,448**	**$ 4,995**	**$ 2,780**	**$ 5,575**	**$ 2,245**	**$ 7,500**	**$ 7,500**	**29.93%**
60000 - Office Supplies	$ 5,029	$ 2,071	$ 4,267	$ 2,295	$ 2,740	$ 1,722	$ 4,800	$ 4,800	35.88%
60010 - Operating Supplies	$ -	$ 1,763	$ -	$ -	$ 2,381	$ 39	$ 2,200	$ 2,200	1.77%
60080 - Employee Recognition Supplies	$ 230	$ 1,614	$ 727	$ 485	$ 455	$ 484	$ 500	$ 500	96.80%
Contractual Services	**$ 26,163**	**$ 26,863**	**$ 10,471**	**$ 12,018**	**$ 16,905**	**$ 7,276**	**$ 48,500**	**$ 48,500**	**15.00%**
50000 - Project Administration Services	$ -	$ 77	$ -	$ -	$ -	$ -	$ 10,000	$ 10,000	0.00%
52130 - Repairs and Maint- Computers	$ -	$ -	$ -	$ -	$ -	$ -	$ -	$ -	0.00%
52140 - Repairs and Maint- Copiers	$ 1,282	$ 1,171	$ 1,072	$ 1,210	$ 605	$ 1,351	$ 1,500	$ 1,500	90.04%
53050 - Employment Advertising	$ -	$ -	$ 85	$ 731	$ 4,752	$ 41	$ 6,800	$ 6,800	0.61%
53100 - Conferences and Meetings	$ -	$ -	$ 500	$ 3,043	$ 4,392	$ 575	$ 5,500	$ 5,500	10.45%
53110 - Employee Training	$ -	$ 952	$ 256	$ 1,479	$ -	$ -	$ -	$ -	0.00%
53120 - Employee Mileage Expense	$ -	$ -	$ 44	$ 92	$ 248	$ 43	$ 150	$ 150	28.49%
53130 - General Association Dues	$ -	$ -	$ -	$ 732	$ 528	$ 598	$ 1,200	$ 1,200	49.83%
55000 - Miscellaneous Contractual Exp	$ 24,882	$ 24,663	$ 8,514	$ 4,730	$ 6,380	$ 4,668	$ 23,350	$ 23,350	19.99%
Personnel Services- Employee Benefits	**$ 35,578**	**$ 31,088**	**$ 29,810**	**$ 49,754**	**$ 59,224**	**$ -**	**$ 99,554**	**$ 99,554**	**0.00%**
45000 - Healthcare Contribution	$ 34,218	$ 30,049	$ 28,816	$ 47,913	$ 57,116	$ -	$ 63,646	$ 63,646	0.00%
45009 - Healthcare Subsidy	$ (60)	$ -	$ -	$ -	$ -	$ -	$ -	$ -	0.00%

Committee Revenue Budget Report - by Account Detail

Through September 30, 2025 (83.3% YTD, 84.62% Payroll Expense through Pay Period Ending 09/27/2025)

***2020, 2021, 2022, 2023 and 2024 Actual Fiscal Year**

Department / Fund / Account Classification	2020 Actual Amount*	2021 Actual Amount*	2022 Actual Amount*	2023 Actual Amount*	2024 Actual Amount*	2025 Actual Amount	2025 Amended Budget	2025 Adopted Budget	2025 YTD% Actual/Amended Budget
45010 - Dental Contribution	$ 1,414	$ 1,039	$ 993	$ 1,841	$ 2,108	$ -	$ 2,117	$ 2,117	0.00%
45019 - Dental Subsidy	$ 5	$ -	$ -	$ -	$ -	$ -	$ -	$ -	0.00%
45100 - FICA/SS Contribution	$ -	$ -	$ -	$ -	$ -	$ -	$ 17,420	$ 17,420	0.00%
45200 - IMRF Contribution	$ -	$ -	$ -	$ -	$ -	$ -	$ 12,431	$ 12,431	0.00%
53010 - Workers Compensation	$ -	$ -	$ -	$ -	$ -	$ -	$ 3,940	$ 3,940	0.00%
Personnel Services- Salaries & Wages	**$ 181,653**	**$ 166,938**	**$ 160,097**	**$ 199,425**	**$ 220,962**	**$ 173,565**	**$ 231,481**	**$ 227,634**	**74.98%**
40000 - Salaries and Wages	$ 181,794	$ 166,938	$ 160,097	$ 199,425	$ 220,962	$ 173,565	$ 231,481	$ 227,634	74.98%
40002 - Non-Union Wage Increase	$ -	$ -	$ -	$ -	$ -	$ -	$ -	$ -	0.00%
40003 - Cost of Living Increase	$ -	$ -	$ -	$ -	$ -	$ -	$ -	$ -	0.00%
40007 - Equity Study Adjustments	$ -	$ -	$ -	$ -	$ -	$ -	$ -	$ -	0.00%
40009 - Salaries and Wages Subsidy	$ (142)	$ -	$ -	$ -	$ -	$ -	$ -	$ -	0.00%
Services	**$ -**	**$ -**	**$ -**	**$ -**	**$ (59,224)**	**$ -**	**$ (99,554)**	**$ (99,554)**	**0.00%**
45005 - Healthcare Contribution Contra Account	$ -	$ -	$ -	$ -	$ (57,116)	$ -	$ (63,646)	$ (63,646)	0.00%
45015 - Dental Insurance Contra Account	$ -	$ -	$ -	$ -	$ (2,108)	$ -	$ (2,117)	$ (2,117)	0.00%
45105 - FICA/SS Contribution Contra Account	$ -	$ -	$ -	$ -	$ -	$ -	$ (17,420)	$ (17,420)	0.00%
45205 - IMRF Contribution Contra Account	$ -	$ -	$ -	$ -	$ -	$ -	$ (12,431)	$ (12,431)	0.00%
53015 - Worker's Comp Contra Account	$ -	$ -	$ -	$ -	$ -	$ -	$ (3,940)	$ (3,940)	0.00%
010 Insurance Liability									
Expenses	***$ 3,263,613***	***$ 3,313,916***	***$ 3,503,841***	***$ 4,232,913***	***$ 5,439,152***	***$ 2,977,674***	***$ 5,017,690***	***$ 5,007,421***	***59.34%***
Capital	**$ -**	**$ -**	**$ 22,659**	**$ -**	**$ -**	**$ -**	**$ -**	**$ -**	**0.00%**
70070 - Automotive Equipment	$ -	$ -	$ 22,659	$ -	$ -	$ -	$ -	$ -	0.00%
Commodities	**$ 13**	**$ (13)**	**$ -**	**$ -**	**$ -**	**$ -**	**$ -**	**$ -**	**0.00%**
60000 - Office Supplies	$ 13	$ (13)	$ -	$ -	$ -	$ -	$ -	$ -	0.00%
Contingency and Other	**$ -**	**$ -**	**$ -**	**$ -**	**$ -**	**$ -**	**$ -**	**$ -**	**0.00%**
89000 - Addition to Fund Balance	$ -	$ -	$ -	$ -	$ -	$ -	$ -	$ -	0.00%
Contractual Services	**$ 1,938,929**	**$ 2,182,801**	**$ 2,801,437**	**$ 2,959,226**	**$ 3,299,104**	**$ 2,066,746**	**$ 3,159,104**	**$ 3,158,994**	**65.42%**
50000 - Project Administration Services	$ 106,928	$ 117,829	$ 103,715	$ 87,090	$ 79,432	$ 53,770	$ 108,975	$ 108,975	49.34%
50150 - Contractual/Consulting Services	$ 182,847	$ 82,494	$ 112,114	$ 831	$ 1,094	$ -	$ 185,000	$ 185,000	0.00%
53000 - Liability Insurance	$ 1,620,506	$ 1,984,178	$ 2,594,794	$ 2,814,506	$ 3,140,823	$ 1,951,966	$ 2,838,049	$ 2,837,940	68.78%
53020 - Unemployment Claims	$ 28,648	$ (1,700)	$ (9,186)	$ 56,799	$ 77,756	$ 60,746	$ 27,080	$ 27,079	224.32%
53130 - General Association Dues	$ -	$ -	$ -	$ -	$ -	$ 264	$ -	$ -	0.00%
Personnel Services- Employee Benefits	**$ 1,188,560**	**$ 607,281**	**$ 543,154**	**$ 1,114,693**	**$ 1,964,756**	**$ 723,567**	**$ 84,181**	**$ 83,741**	**859.54%**
45000 - Healthcare Contribution	$ 14,912	$ 6,061	$ 12,177	$ 19,025	$ 21,219	$ 30,377	$ 42,796	$ 42,796	70.98%
45010 - Dental Contribution	$ 749	$ 238	$ 486	$ 889	$ 1,027	$ 866	$ 1,749	$ 1,749	49.53%
45100 - FICA/SS Contribution	$ 10,151	$ 8,035	$ 9,988	$ 11,455	$ 12,515	$ 13,344	$ 20,433	$ 20,206	65.30%
45200 - IMRF Contribution	$ 10,631	$ 9,493	$ 8,836	$ 7,776	$ 7,516	$ 9,495	$ 14,581	$ 14,420	65.12%
53010 - Workers Compensation	$ 1,152,118	$ 583,453	$ 511,667	$ 1,075,548	$ 1,922,480	$ 669,485	$ 4,622	$ 4,570	14,484.74%
Personnel Services- Salaries & Wages	**$ 136,111**	**$ 105,936**	**$ 133,016**	**$ 154,916**	**$ 171,310**	**$ 182,426**	**$ 267,026**	**$ 264,084**	**68.32%**
40000 - Salaries and Wages	$ 136,111	$ 105,936	$ 133,016	$ 154,916	$ 171,310	$ 182,426	$ 267,026	$ 264,084	68.32%
40002 - Non-Union Wage Increase	$ -	$ -	$ -	$ -	$ -	$ -	$ -	$ -	0.00%
40003 - Cost of Living Increase	$ -	$ -	$ -	$ -	$ -	$ -	$ -	$ -	0.00%
Services	**$ -**	**$ -**	**$ -**	**$ -**	**$ -**	**$ -**	**$ 1,502,444**	**$ 1,495,667**	**0.00%**
53011 - Worker's Compensation Claims	$ -	$ -	$ -	$ -	$ -	$ -	$ 1,502,444	$ 1,495,667	0.00%
Transfers Out	**$ -**	**$ 417,912**	**$ 3,575**	**$ 4,078**	**$ 3,981**	**$ 4,935**	**$ 4,935**	**$ 4,935**	**100.00%**
99000 - Transfer To Other Funds	$ -	$ 417,912	$ -	$ -	$ -	$ -	$ -	$ -	0.00%
99001 - Transfer to General Fund 001	$ -	$ -	$ 3,575	$ 4,078	$ 3,981	$ 4,935	$ 4,935	$ 4,935	100.00%

Committee Revenue Budget Report - by Account Detail

Through September 30, 2025 (83.3% YTD, 84.62% Payroll Expense through Pay Period Ending 09/27/2025)

***2020, 2021, 2022, 2023 and 2024 Actual Fiscal Year**

Department / Fund / Account Classification	2020 Actual Amount*	2021 Actual Amount*	2022 Actual Amount*	2023 Actual Amount*	2024 Actual Amount*	2025 Actual Amount	2025 Amended Budget	2025 Adopted Budget	2025 YTD% Actual/Amended Budget
246 Employee Events Fund									
Revenue	***$ 934***	***$ 401***	***$ 320***	***$ 1,596***	***$ 2,284***	***$ 1,636***	***$ 1,509***	***$ 1,509***	***108.39%***
Interest Revenue	**$ 313**	**$ (1)**	**$ (256)**	**$ 981**	**$ 1,280**	**$ 809**	**$ 709**	**$ 709**	**114.11%**
38000 - Investment Income	$ 313	$ (1)	$ (256)	$ 981	$ 1,280	$ 809	$ 709	$ 709	114.11%
Other	**$ -**	**$ -**	**$ -**	**$ -**	**$ -**	**$ -**	**$ -**	**$ -**	**0.00%**
39900 - Fund Balance Utilization	$ -	$ -	$ -	$ -	$ -	$ -	$ -	$ -	0.00%
Reimbursements	**$ 621**	**$ 402**	**$ 575**	**$ 616**	**$ 1,004**	**$ 827**	**$ 800**	**$ 800**	**103.32%**
37900 - Miscellaneous Reimbursement	$ 621	$ 402	$ 575	$ 616	$ 1,004	$ 827	$ 800	$ 800	103.32%
Expenses	***$ -***	***$ -***	***$ 1,044***	***$ -***	***$ -***	***$ -***	***$ 1,509***	***$ 1,509***	***0.00%***
Commodities	**$ -**	**$ -**	**$ 1,044**	**$ -**	**$ -**	**$ -**	**$ 984**	**$ 984**	**0.00%**
60080 - Employee Recognition Supplies	$ -	$ -	$ 1,044	$ -	$ -	$ -	$ 984	$ 984	0.00%
Contingency and Other	**$ -**	**$ -**	**$ -**	**$ -**	**$ -**	**$ -**	**$ 525**	**$ 525**	**0.00%**
89000 - Addition to Fund Balance	$ -	$ -	$ -	$ -	$ -	$ -	$ 525	$ 525	0.00%
140 County Auditor									
001 General Fund									
Expenses	***$ 276,676***	***$ 253,044***	***$ 256,907***	***$ 272,298***	***$ 282,428***	***$ 241,644***	***$ 406,868***	***$ 405,267***	***59.39%***
Capital	**$ -**	**$ -**	**$ -**	**$ -**	**$ -**	**$ -**	**$ -**	**$ -**	**0.00%**
70100 - Copiers	$ -	$ -	$ -	$ -	$ -	$ -	$ -	$ -	0.00%
Commodities	**$ 704**	**$ 1,246**	**$ 1,271**	**$ 734**	**$ 540**	**$ 700**	**$ 1,288**	**$ 1,288**	**54.32%**
60000 - Office Supplies	$ 579	$ 1,246	$ 1,271	$ 734	$ 540	$ 700	$ 1,288	$ 1,288	54.32%
60010 - Operating Supplies	$ 26	$ -	$ -	$ -	$ -	$ -	$ -	$ -	0.00%
60050 - Books and Subscriptions	$ 99	$ -	$ -	$ -	$ -	$ -	$ -	$ -	0.00%
60265 - Public Health Commodities - Coronavirus	$ -	$ -	$ -	$ -	$ -	$ -	$ -	$ -	0.00%
Contractual Services	**$ 2,836**	**$ 8,301**	**$ 12,305**	**$ 6,245**	**$ 6,615**	**$ 8,130**	**$ 24,538**	**$ 24,538**	**33.13%**
50150 - Contractual/Consulting Services	$ -	$ -	$ -	$ -	$ -	$ 914	$ 7,725	$ 7,725	11.83%
50340 - Software Licensing Cost	$ -	$ 9	$ -	$ -	$ -	$ -	$ -	$ -	0.00%
52140 - Repairs and Maint- Copiers	$ 240	$ 131	$ 213	$ 98	$ 79	$ 173	$ 412	$ 412	42.11%
53100 - Conferences and Meetings	$ -	$ 3,143	$ 9,908	$ 4,992	$ 5,832	$ 5,747	$ 9,270	$ 9,270	61.99%
53110 - Employee Training	$ 137	$ 3,378	$ 395	$ 15	$ -	$ -	$ 4,383	$ 4,383	0.00%
53120 - Employee Mileage Expense	$ -	$ 149	$ 169	$ -	$ 4	$ 297	$ 528	$ 528	56.21%
53130 - General Association Dues	$ 2,459	$ 1,491	$ 1,620	$ 1,140	$ 700	$ 1,000	$ 2,220	$ 2,220	45.05%
Personnel Services- Employee Benefits	**$ 35,149**	**$ 15,113**	**$ 11,050**	**$ 21,427**	**$ 8,184**	**$ -**	**$ 89,286**	**$ 89,286**	**0.00%**
45000 - Healthcare Contribution	$ 34,510	$ 14,855	$ 10,794	$ 20,947	$ 7,909	$ -	$ 32,772	$ 32,772	0.00%
45010 - Dental Contribution	$ 640	$ 258	$ 256	$ 480	$ 275	$ -	$ 828	$ 828	0.00%
45100 - FICA/SS Contribution	$ -	$ -	$ -	$ -	$ -	$ -	$ 29,035	$ 29,035	0.00%
45200 - IMRF Contribution	$ -	$ -	$ -	$ -	$ -	$ -	$ 20,083	$ 20,083	0.00%
53010 - Workers Compensation	$ -	$ -	$ -	$ -	$ -	$ -	$ 6,568	$ 6,568	0.00%
Personnel Services- Salaries & Wages	**$ 237,987**	**$ 228,385**	**$ 232,282**	**$ 243,893**	**$ 275,273**	**$ 232,814**	**$ 381,042**	**$ 379,441**	**61.10%**
40000 - Salaries and Wages	$ 237,987	$ 228,385	$ 232,282	$ 243,893	$ 275,273	$ 232,814	$ 375,179	$ 373,578	62.05%
40002 - Non-Union Wage Increase	$ -	$ -	$ -	$ -	$ -	$ -	$ 5,863	$ 5,863	0.00%
40003 - Cost of Living Increase	$ -	$ -	$ -	$ -	$ -	$ -	$ -	$ -	0.00%
Services	**$ -**	**$ -**	**$ -**	**$ -**	**$ (8,184)**	**$ -**	**$ (89,286)**	**$ (89,286)**	**0.00%**
45005 - Healthcare Contribution Contra Account	$ -	$ -	$ -	$ -	$ (7,909)	$ -	$ (32,772)	$ (32,772)	0.00%
45015 - Dental Insurance Contra Account	$ -	$ -	$ -	$ -	$ (275)	$ -	$ (828)	$ (828)	0.00%

Committee Revenue Budget Report - by Account Detail

Through September 30, 2025 (83.3% YTD, 84.62% Payroll Expense through Pay Period Ending 09/27/2025)

***2020, 2021, 2022, 2023 and 2024 Actual Fiscal Year**

Department / Fund / Account Classification	2020 Actual Amount*	2021 Actual Amount*	2022 Actual Amount*	2023 Actual Amount*	2024 Actual Amount*	2025 Actual Amount	2025 Amended Budget	2025 Adopted Budget	2025 YTD% Actual/Amended Budget
45105 - FICA/SS Contribution Contra Account	$ -	$ -	$ -	$ -	$ -	$ -	$ (29,035)	$ (29,035)	0.00%
45205 - IMRF Contribution Contra Account	$ -	$ -	$ -	$ -	$ -	$ -	$ (20,083)	$ (20,083)	0.00%
53015 - Worker's Comp Contra Account	$ -	$ -	$ -	$ -	$ -	$ -	$ (6,568)	$ (6,568)	0.00%
020 The Stipend Fund									
Revenue	***$ -***	***$ -***	***$ -***	***$ -***	***$ 6,500***	***$ 6,500***	***$ 6,500***	***$ 6,500***	***100.00%***
Reimbursements	**$ -**	**$ -**	**$ -**	**$ -**	**$ 6,500**	**$ 6,500**	**$ 6,500**	**$ 6,500**	**100.00%**
37115 - State Stipend Certain EO and DH	$ -	$ -	$ -	$ -	$ 6,500	$ 6,500	$ 6,500	$ 6,500	100.00%
Expenses	***$ -***	***$ -***	***$ -***	***$ -***	***$ 6,500***	***$ 6,500***	***$ -***	***$ -***	***0.00%***
Personnel Services- Employee Benefits	**$ -**	**$ -**	**$ -**	**$ -**	**$ -**	**$ -**	**$ -**	**$ -**	**0.00%**
45100 - FICA/SS Contribution	$ -	$ -	$ -	$ -	$ -	$ -	$ -	$ -	0.00%
Personnel Services- Salaries & Wages	**$ -**	**$ -**	**$ -**	**$ -**	**$ 6,500**	**$ 6,500**	**$ -**	**$ -**	**0.00%**
40000 - Salaries and Wages	$ -	$ -	$ -	$ -	$ 6,500	$ 6,500	$ -	$ -	0.00%
150 Treasurer/Collector									
001 General Fund									
Revenue	***$ 1,264,117***	***$ 2,637,368***	***$ 1,740,387***	***$ 1,973,644***	***$ 2,040,107***	***$ 89,840***	***$ 1,835,190***	***$ 1,835,190***	***4.90%***
Other	**$ -**	**$ -**	**$ -**	**$ -**	**$ -**	**$ -**	**$ -**	**$ -**	**0.00%**
38900 - Miscellaneous Other	$ -	$ -	$ -	$ -	$ -	$ -	$ -	$ -	0.00%
Charges for Services	**$ -**	**$ -**	**$ -**	**$ -**	**$ -**	**$ -**	**$ -**	**$ -**	**0.00%**
34850 - Treasurer/Collector Fees	$ -	$ -	$ -	$ -	$ -	$ -	$ -	$ -	0.00%
Transfers In	**$ 86,697**	**$ 60,917**	**$ 96,515**	**$ 177,226**	**$ 21,000**	**$ 89,840**	**$ 89,840**	**$ 89,840**	**100.00%**
39000 - Transfer From Other Funds	$ 86,697	$ 60,917	$ -	$ -	$ -	$ -	$ -	$ -	0.00%
39268 - Transfer from Sale and Error Fund 268	$ -	$ -	$ 96,515	$ 177,226	$ 21,000	$ 89,840	$ 89,840	$ 89,840	100.00%
Fines	**$ 1,177,420**	**$ 2,576,451**	**$ 1,643,872**	**$ 1,796,418**	**$ 2,019,107**	**$ -**	**$ 1,745,350**	**$ 1,745,350**	**0.00%**
30010 - Back Taxes- Interest and Penalty	$ 1,177,420	$ 2,576,451	$ 1,643,872	$ 1,796,418	$ 2,019,107	$ -	$ 1,745,350	$ 1,745,350	0.00%
Expenses	***$ 684,603***	***$ 814,070***	***$ 889,000***	***$ 906,093***	***$ 924,563***	***$ 684,881***	***$ 830,277***	***$ 826,437***	***82.49%***
Capital	**$ -**	**$ -**	**$ -**	**$ 17,831**	**$ 1,894**	**$ -**	**$ -**	**$ -**	**0.00%**
70050 - Printers	$ -	$ -	$ -	$ 17,831	$ 1,894	$ -	$ -	$ -	0.00%
Commodities	**$ 5,172**	**$ 8,099**	**$ 14,380**	**$ 21,175**	**$ 38,168**	**$ 5,095**	**$ 8,961**	**$ 8,961**	**56.86%**
60000 - Office Supplies	$ 2,385	$ 4,040	$ 6,262	$ 6,447	$ 2,612	$ 2,121	$ 4,120	$ 4,120	51.48%
60010 - Operating Supplies	$ 1,113	$ 395	$ 395	$ 419	$ 856	$ 558	$ 1,030	$ 1,030	54.17%
60020 - Computer Related Supplies	$ 1,674	$ 3,663	$ 3,407	$ 2,387	$ 2,771	$ 2,416	$ 3,811	$ 3,811	63.41%
60040 - Postage	$ -	$ -	$ -	$ -	$ 31,929	$ -	$ -	$ -	0.00%
60050 - Books and Subscriptions	$ -	$ -	$ -	$ 11,921	$ -	$ -	$ -	$ -	0.00%
60055 - Office Equipment - Non Capital	$ -	$ -	$ 4,316	$ -	$ -	$ -	$ -	$ -	0.00%
60265 - Public Health Commodities - Coronavirus	$ -	$ -	$ -	$ -	$ -	$ -	$ -	$ -	0.00%
Contingency and Other	**$ -**	**$ -**	**$ -**	**$ -**	**$ -**	**$ -**	**$ -**	**$ -**	**0.00%**
89000 - Addition to Fund Balance	$ -	$ -	$ -	$ -	$ -	$ -	$ -	$ -	0.00%
Contractual Services	**$ 12,808**	**$ 75,142**	**$ 64,696**	**$ 37,673**	**$ 143,039**	**$ 109,527**	**$ 145,987**	**$ 145,987**	**75.02%**
50164 - Bank Service Charges	$ -	$ -	$ -	$ -	$ -	$ -	$ -	$ -	0.00%
52130 - Repairs and Maint- Computers	$ 2,280	$ 2,280	$ 1,710	$ 2,280	$ 2,357	$ 90	$ 1,880	$ 1,880	4.80%
52140 - Repairs and Maint- Copiers	$ 128	$ 91	$ 115	$ 83	$ 26	$ -	$ -	$ -	0.00%
53060 - General Printing	$ 10,043	$ 20,155	$ 21,227	$ 15,908	$ 25,092	$ 12,937	$ 22,660	$ 22,660	57.09%

Committee Revenue Budget Report - by Account Detail

Through September 30, 2025 (83.3% YTD, 84.62% Payroll Expense through Pay Period Ending 09/27/2025)

***2020, 2021, 2022, 2023 and 2024 Actual Fiscal Year**

Department / Fund / Account Classification	2020 Actual Amount*	2021 Actual Amount*	2022 Actual Amount*	2023 Actual Amount*	2024 Actual Amount*	2025 Actual Amount	2025 Amended Budget	2025 Adopted Budget	2025 YTD% Actual/Amended Budget
53070 - Legal Printing	$ -	$ 52,316	$ 37,483	$ 18,404	$ 37,758	$ 15,090	$ 38,625	$ 38,625	39.07%
53100 - Conferences and Meetings	$ -	$ -	$ 1,185	$ -	$ 4,458	$ 6,657	$ 5,778	$ 5,778	115.21%
53120 - Employee Mileage Expense	$ 357	$ 300	$ 601	$ 394	$ 1,412	$ 552	$ 2,575	$ 2,575	21.44%
53130 - General Association Dues	$ -	$ -	$ 2,125	$ 200	$ -	$ -	$ -	$ -	0.00%
55000 - Miscellaneous Contractual Exp	$ -	$ -	$ 250	$ 404	$ 71,935	$ 74,200	$ 74,469	$ 74,469	99.64%
Personnel Services- Employee Benefits	**$ 85,525**	**$ 103,895**	**$ 130,615**	**$ 111,979**	**$ 130,433**	**$ -**	**$ 209,899**	**$ 209,899**	**0.00%**
45000 - Healthcare Contribution	$ 86,881	$ 100,820	$ 127,602	$ 109,503	$ 127,683	$ -	$ 113,764	$ 113,764	0.00%
45009 - Healthcare Subsidy	$ (4,242)	$ -	$ -	$ -	$ -	$ -	$ -	$ -	0.00%
45010 - Dental Contribution	$ 3,000	$ 3,075	$ 3,013	$ 2,476	$ 2,750	$ -	$ 2,429	$ 2,429	0.00%
45019 - Dental Subsidy	$ (114)	$ -	$ -	$ -	$ -	$ -	$ -	$ -	0.00%
45100 - FICA/SS Contribution	$ -	$ -	$ -	$ -	$ -	$ -	$ 51,381	$ 51,381	0.00%
45200 - IMRF Contribution	$ -	$ -	$ -	$ -	$ -	$ -	$ 30,704	$ 30,704	0.00%
53010 - Workers Compensation	$ -	$ -	$ -	$ -	$ -	$ -	$ 11,621	$ 11,621	0.00%
Personnel Services- Salaries & Wages	**$ 581,098**	**$ 626,934**	**$ 679,309**	**$ 717,435**	**$ 741,462**	**$ 570,259**	**$ 675,329**	**$ 671,489**	**84.44%**
40000 - Salaries and Wages	$ 600,476	$ 626,934	$ 679,309	$ 717,435	$ 741,462	$ 570,259	$ 675,329	$ 671,489	84.44%
40003 - Cost of Living Increase	$ -	$ -	$ -	$ -	$ -	$ -	$ -	$ -	0.00%
40009 - Salaries and Wages Subsidy	$ (19,377)	$ -	$ -	$ -	$ -	$ -	$ -	$ -	0.00%
Services	**$ -**	**$ -**	**$ -**	**$ -**	**$ (130,433)**	**$ -**	**$ (209,899)**	**$ (209,899)**	**0.00%**
45005 - Healthcare Contribution Contra Account	$ -	$ -	$ -	$ -	$ (127,683)	$ -	$ (113,764)	$ (113,764)	0.00%
45015 - Dental Insurance Contra Account	$ -	$ -	$ -	$ -	$ (2,750)	$ -	$ (2,429)	$ (2,429)	0.00%
45105 - FICA/SS Contribution Contra Account	$ -	$ -	$ -	$ -	$ -	$ -	$ (51,381)	$ (51,381)	0.00%
45205 - IMRF Contribution Contra Account	$ -	$ -	$ -	$ -	$ -	$ -	$ (30,704)	$ (30,704)	0.00%
53015 - Worker's Comp Contra Account	$ -	$ -	$ -	$ -	$ -	$ -	$ (11,621)	$ (11,621)	0.00%
020 The Stipend Fund									
Revenue	***$ -***	***$ -***	***$ -***	***$ -***	***$ 6,500***	***$ 6,500***	***$ 6,500***	***$ 6,500***	***100.00%***
Reimbursements	**$ -**	**$ -**	**$ -**	**$ -**	**$ 6,500**	**$ 6,500**	**$ 6,500**	**$ 6,500**	**100.00%**
37115 - State Stipend Certain EO and DH	$ -	$ -	$ -	$ -	$ 6,500	$ 6,500	$ 6,500	$ 6,500	100.00%
Expenses	***$ -***	***$ -***	***$ -***	***$ -***	***$ 6,500***	***$ 6,500***	***$ -***	***$ -***	***0.00%***
Personnel Services- Employee Benefits	**$ -**	**$ -**	**$ -**	**$ -**	**$ -**	**$ -**	**$ -**	**$ -**	**0.00%**
45100 - FICA/SS Contribution	$ -	$ -	$ -	$ -	$ -	$ -	$ -	$ -	0.00%
Personnel Services- Salaries & Wages	**$ -**	**$ -**	**$ -**	**$ -**	**$ 6,500**	**$ 6,500**	**$ -**	**$ -**	**0.00%**
40000 - Salaries and Wages	$ -	$ -	$ -	$ -	$ 6,500	$ 6,500	$ -	$ -	0.00%
150 Tax Sale Automation									
Revenue	***$ 28,992***	***$ 128,315***	***$ 68,919***	***$ 127,950***	***$ 149,047***	***$ 27,929***	***$ 588,579***	***$ 586,912***	***4.75%***
Interest Revenue	**$ 8,771**	**$ (307)**	**$ (10,506)**	**$ 34,701**	**$ 44,483**	**$ 27,929**	**$ 28,000**	**$ 28,000**	**99.75%**
38000 - Investment Income	$ 8,771	$ (307)	$ (10,506)	$ 34,701	$ 44,483	$ 27,929	$ 28,000	$ 28,000	99.75%
Other	**$ 3,891**	**$ 4,833**	**$ 4,262**	**$ 6,149**	**$ 11,276**	**$ -**	**$ 454,479**	**$ 452,812**	**0.00%**
38900 - Miscellaneous Other	$ 3,891	$ 4,833	$ 4,262	$ 6,149	$ 11,276	$ -	$ 6,100	$ 6,100	0.00%
39900 - Fund Balance Utilization	$ -	$ -	$ -	$ -	$ -	$ -	$ 448,379	$ 446,712	0.00%
Charges for Services	**$ 16,330**	**$ 97,889**	**$ 75,164**	**$ 87,100**	**$ 93,288**	**$ -**	**$ 106,100**	**$ 106,100**	**0.00%**
34040 - Electronic Information Srvs Fees	$ 7,070	$ 39,065	$ 23,435	$ 25,130	$ 26,510	$ -	$ 25,300	$ 25,300	0.00%
34850 - Treasurer/Collector Fees	$ 2,280	$ 58,824	$ 46,450	$ 54,850	$ 60,928	$ -	$ 55,100	$ 55,100	0.00%
35420 - KEEP/C-PACE Admin Fees	$ 400	$ -	$ -	$ 2,400	$ 1,200	$ -	$ 21,000	$ 21,000	0.00%
35900 - Miscellaneous Fees	$ 6,580	$ -	$ 5,279	$ 4,720	$ 4,650	$ -	$ 4,700	$ 4,700	0.00%

Committee Revenue Budget Report - by Account Detail

Through September 30, 2025 (83.3% YTD, 84.62% Payroll Expense through Pay Period Ending 09/27/2025)

***2020, 2021, 2022, 2023 and 2024 Actual Fiscal Year**

Department / Fund / Account Classification	2020 Actual Amount*	2021 Actual Amount*	2022 Actual Amount*	2023 Actual Amount*	2024 Actual Amount*	2025 Actual Amount	2025 Amended Budget	2025 Adopted Budget	2025 YTD% Actual/Amended Budget
Transfers In	**$ -**	**$ 25,900**	**$ -**	**$ -**	**$ -**	**$ -**	**$ -**	**$ -**	**0.00%**
39000 - Transfer From Other Funds	$ -	$ 25,900	$ -	$ -	$ -	$ -	$ -	$ -	0.00%
Expenses	***$ 7,495***	***$ 45,942***	***$ -***	***$ 82,527***	***$ 50,438***	***$ 49,499***	***$ 588,579***	***$ 586,912***	***8.41%***
Capital	**$ 1,834**	**$ 3,789**	**$ -**	**$ -**	**$ -**	**$ -**	**$ 33,500**	**$ 33,500**	**0.00%**
70050 - Printers	$ 1,834	$ 430	$ -	$ -	$ -	$ -	$ 10,000	$ 10,000	0.00%
70080 - Office Furniture	$ -	$ 2,453	$ -	$ -	$ -	$ -	$ 3,500	$ 3,500	0.00%
70090 - Office Equipment	$ -	$ 906	$ -	$ -	$ -	$ -	$ 10,000	$ 10,000	0.00%
70100 - Copiers	$ -	$ -	$ -	$ -	$ -	$ -	$ 10,000	$ 10,000	0.00%
Commodities	**$ 1,417**	**$ 1,881**	**$ -**	**$ 31,942**	**$ -**	**$ -**	**$ 10,300**	**$ 10,300**	**0.00%**
60000 - Office Supplies	$ 1,417	$ 1,281	$ -	$ -	$ -	$ -	$ 3,090	$ 3,090	0.00%
60010 - Operating Supplies	$ -	$ -	$ -	$ -	$ -	$ -	$ 2,575	$ 2,575	0.00%
60020 - Computer Related Supplies	$ -	$ 600	$ -	$ -	$ -	$ -	$ 2,575	$ 2,575	0.00%
60040 - Postage	$ -	$ -	$ -	$ 31,942	$ -	$ -	$ -	$ -	0.00%
60050 - Books and Subscriptions	$ -	$ -	$ -	$ -	$ -	$ -	$ 2,060	$ 2,060	0.00%
Contingency and Other	**$ -**	**$ -**	**$ -**	**$ -**	**$ -**	**$ -**	**$ -**	**$ -**	**0.00%**
89000 - Addition to Fund Balance	$ -	$ -	$ -	$ -	$ -	$ -	$ -	$ -	0.00%
Contractual Services	**$ 3,351**	**$ 3,557**	**$ -**	**$ 4,273**	**$ 2,178**	**$ 7,698**	**$ 169,467**	**$ 169,414**	**4.54%**
50150 - Contractual/Consulting Services	$ -	$ -	$ -	$ -	$ -	$ -	$ 10,516	$ 10,516	0.00%
52130 - Repairs and Maint- Computers	$ -	$ -	$ -	$ -	$ -	$ -	$ 3,090	$ 3,090	0.00%
52140 - Repairs and Maint- Copiers	$ -	$ -	$ -	$ -	$ -	$ -	$ 2,575	$ 2,575	0.00%
52240 - Repairs and Maint- Office Equip	$ -	$ -	$ -	$ -	$ -	$ -	$ 2,060	$ 2,060	0.00%
53000 - Liability Insurance	$ 732	$ 665	$ -	$ 1,022	$ 2,143	$ 7,595	$ 7,595	$ 7,543	100.00%
53020 - Unemployment Claims	$ 21	$ 21	$ -	$ 14	$ 35	$ 103	$ 103	$ 102	100.00%
53060 - General Printing	$ -	$ -	$ -	$ -	$ -	$ -	$ 22,660	$ 22,660	0.00%
53070 - Legal Printing	$ -	$ -	$ -	$ -	$ -	$ -	$ 38,625	$ 38,625	0.00%
53100 - Conferences and Meetings	$ -	$ 527	$ -	$ 2,366	$ -	$ -	$ 5,778	$ 5,778	0.00%
53110 - Employee Training	$ 1,101	$ 1,429	$ -	$ -	$ -	$ -	$ 2,575	$ 2,575	0.00%
53120 - Employee Mileage Expense	$ 47	$ -	$ -	$ 351	$ -	$ -	$ 3,090	$ 3,090	0.00%
53130 - General Association Dues	$ 1,450	$ 915	$ -	$ 520	$ -	$ -	$ 4,120	$ 4,120	0.00%
55000 - Miscellaneous Contractual Exp	$ -	$ -	$ -	$ -	$ -	$ -	$ 66,680	$ 66,680	0.00%
Personnel Services- Employee Benefits	**$ 893**	**$ 3,578**	**$ -**	**$ 3,702**	**$ 4,644**	**$ 7,287**	**$ 75,518**	**$ 75,308**	**9.65%**
45000 - Healthcare Contribution	$ -	$ -	$ -	$ -	$ -	$ -	$ 37,502	$ 37,502	0.00%
45010 - Dental Contribution	$ -	$ -	$ -	$ -	$ -	$ -	$ 1,105	$ 1,105	0.00%
45100 - FICA/SS Contribution	$ 73	$ 2,535	$ -	$ 2,925	$ 3,109	$ 2,196	$ 22,498	$ 22,390	9.76%
45109 - FICA/SS Subsidy	$ (73)	$ -	$ -	$ -	$ -	$ -	$ -	$ -	0.00%
45200 - IMRF Contribution	$ -	$ -	$ -	$ -	$ 60	$ -	$ 9,322	$ 9,245	0.00%
53010 - Workers Compensation	$ 893	$ 1,043	$ -	$ 777	$ 1,475	$ 5,091	$ 5,091	$ 5,066	100.00%
Personnel Services- Salaries & Wages	**$ -**	**$ 33,137**	**$ -**	**$ 38,239**	**$ 40,644**	**$ 28,708**	**$ 293,988**	**$ 292,584**	**9.77%**
40000 - Salaries and Wages	$ 5,040	$ 33,137	$ -	$ 38,239	$ 40,644	$ 28,708	$ 293,988	$ 292,584	9.77%
40003 - Cost of Living Increase	$ -	$ -	$ -	$ -	$ -	$ -	$ -	$ -	0.00%
40009 - Salaries and Wages Subsidy	$ (5,040)	$ -	$ -	$ -	$ -	$ -	$ -	$ -	0.00%
Transfers Out	**$ -**	**$ -**	**$ -**	**$ 4,370**	**$ 2,971**	**$ 5,806**	**$ 5,806**	**$ 5,806**	**100.00%**
99001 - Transfer to General Fund 001	$ -	$ -	$ -	$ 4,370	$ 2,971	$ 5,806	$ 5,806	$ 5,806	100.00%

Committee Revenue Budget Report - by Account Detail

Through September 30, 2025 (83.3% YTD, 84.62% Payroll Expense through Pay Period Ending 09/27/2025)

***2020, 2021, 2022, 2023 and 2024 Actual Fiscal Year**

Department / Fund / Account Classification	2020 Actual Amount*	2021 Actual Amount*	2022 Actual Amount*	2023 Actual Amount*	2024 Actual Amount*	2025 Actual Amount	2025 Amended Budget	2025 Adopted Budget	2025 YTD% Actual/Amended Budget
268 Sale & Error									
Revenue	***$ 8,640***	***$ 127,297***	***$ 89,588***	***$ 112,200***	***$ 143,420***	***$ 18,289***	***$ 103,000***	***$ 103,000***	***17.76%***
Interest Revenue	**$ 8,640**	**$ (264)**	**$ (7,452)**	**$ 28,653**	**$ 28,806**	**$ 18,289**	**$ 23,000**	**$ 23,000**	**79.52%**
38000 - Investment Income	$ 8,640	$ (264)	$ (7,452)	$ 28,653	$ 28,806	$ 18,289	$ 23,000	$ 23,000	79.52%
Other	**$ -**	**$ -**	**$ -**	**$ -**	**$ -**	**$ -**	**$ -**	**$ -**	**0.00%**
38900 - Miscellaneous Other	$ -	$ -	$ -	$ -	$ -	$ -	$ -	$ -	0.00%
39900 - Fund Balance Utilization	$ -	$ -	$ -	$ -	$ -	$ -	$ -	$ -	0.00%
Charges for Services	**$ -**	**$ 94,161**	**$ 97,040**	**$ 83,547**	**$ 114,615**	**$ -**	**$ 80,000**	**$ 80,000**	**0.00%**
34115 - Sale in Error Fee	$ -	$ 94,161	$ 97,040	$ 83,547	$ 114,615	$ -	$ 80,000	$ 80,000	0.00%
Transfers In	**$ -**	**$ 33,400**	**$ -**	**$ -**	**$ -**	**$ -**	**$ -**	**$ -**	**0.00%**
39000 - Transfer From Other Funds	$ -	$ 33,400	$ -	$ -	$ -	$ -	$ -	$ -	0.00%
Expenses	***$ 86,697***	***$ 35,917***	***$ 96,515***	***$ 177,226***	***$ 21,000***	***$ 89,840***	***$ 103,000***	***$ 103,000***	***87.22%***
Contingency and Other	**$ -**	**$ -**	**$ -**	**$ -**	**$ -**	**$ -**	**$ 13,160**	**$ 13,160**	**0.00%**
89000 - Addition to Fund Balance	$ -	$ -	$ -	$ -	$ -	$ -	$ 13,160	$ 13,160	0.00%
Transfers Out	**$ 86,697**	**$ 35,917**	**$ 96,515**	**$ 177,226**	**$ 21,000**	**$ 89,840**	**$ 89,840**	**$ 89,840**	**100.00%**
99000 - Transfer To Other Funds	$ 86,697	$ 35,917	$ -	$ -	$ -	$ -	$ -	$ -	0.00%
99001 - Transfer to General Fund 001	$ -	$ -	$ 96,515	$ 177,226	$ 21,000	$ 89,840	$ 89,840	$ 89,840	100.00%
170 Supervisor of Assessments									
001 General Fund									
Revenue	***$ 88,218***	***$ 96,580***	***$ 89,850***	***$ 79,441***	***$ 82,078***	***$ 57,601***	***$ 84,484***	***$ 84,484***	***68.18%***
Reimbursements	**$ 66,468**	**$ 67,797**	**$ 69,153**	**$ 71,227**	**$ 74,456**	**$ 51,229**	**$ 76,993**	**$ 76,993**	**66.54%**
37020 - Sup of Assr Salary Reimbursement	$ 66,468	$ 67,797	$ 69,153	$ 71,227	$ 74,456	$ 51,229	$ 76,993	$ 76,993	66.54%
Charges for Services	**$ 21,750**	**$ 28,783**	**$ 20,697**	**$ 8,214**	**$ 7,621**	**$ 6,373**	**$ 7,491**	**$ 7,491**	**85.07%**
34050 - Mapping Royalties Fees	$ -	$ 8,537	$ 4,907	$ 7,053	$ 6,491	$ 5,478	$ 6,491	$ 6,491	84.39%
34060 - Assessor Fees	$ 21,750	$ 20,247	$ 15,789	$ 1,160	$ 1,130	$ 895	$ 1,000	$ 1,000	89.50%
Expenses	***$ 1,031,059***	***$ 1,165,762***	***$ 1,142,953***	***$ 1,352,112***	***$ 1,097,711***	***$ 831,176***	***$ 1,211,906***	***$ 1,194,678***	***68.58%***
Commodities	**$ 14,434**	**$ 10,791**	**$ 12,573**	**$ 19,489**	**$ 15,245**	**$ 12,434**	**$ 24,784**	**$ 24,784**	**50.17%**
60000 - Office Supplies	$ 3,834	$ 3,293	$ 6,185	$ 8,041	$ 5,441	$ 3,478	$ 9,000	$ 9,000	38.65%
60020 - Computer Related Supplies	$ 9,172	$ 3,680	$ 3,409	$ 10,388	$ 8,733	$ 7,873	$ 14,384	$ 14,384	54.73%
60050 - Books and Subscriptions	$ 1,428	$ 1,268	$ 2,979	$ 1,060	$ 1,071	$ 1,082	$ 1,400	$ 1,400	77.30%
60265 - Public Health Commodities - Coronavirus	$ -	$ 2,550	$ -	$ -	$ -	$ -	$ -	$ -	0.00%
Contractual Services	**$ 50,037**	**$ 97,558**	**$ 51,306**	**$ 203,396**	**$ 71,476**	**$ 46,608**	**$ 95,500**	**$ 95,500**	**48.80%**
50170 - Appraisal Services	$ 7,211	$ 40,848	$ 2,250	$ 2,750	$ 10,000	$ 5,500	$ 24,000	$ 24,000	22.92%
52130 - Repairs and Maint- Computers	$ -	$ -	$ -	$ -	$ -	$ -	$ -	$ -	0.00%
52140 - Repairs and Maint- Copiers	$ 5,718	$ 6,625	$ 5,807	$ 6,552	$ 7,141	$ 4,664	$ 7,500	$ 7,500	62.19%
53070 - Legal Printing	$ 27,188	$ 29,455	$ 24,785	$ 169,111	$ 22,072	$ 17,716	$ 32,000	$ 32,000	55.36%
53100 - Conferences and Meetings	$ 836	$ 3,448	$ 4,633	$ 4,272	$ 5,745	$ 3,664	$ 5,000	$ 5,000	73.27%
53110 - Employee Training	$ 6,516	$ 12,646	$ 9,598	$ 14,001	$ 19,554	$ 10,606	$ 14,000	$ 14,000	75.76%
53120 - Employee Mileage Expense	$ 926	$ 1,310	$ 1,587	$ 2,982	$ 3,657	$ 2,528	$ 10,000	$ 10,000	25.28%
53130 - General Association Dues	$ 1,641	$ 3,227	$ 2,647	$ 3,728	$ 3,306	$ 1,930	$ 3,000	$ 3,000	64.33%
Personnel Services- Employee Benefits	**$ 188,471**	**$ 211,681**	**$ 230,109**	**$ 241,499**	**$ 263,123**	**$ -**	**$ 456,831**	**$ 456,831**	**0.00%**
45000 - Healthcare Contribution	$ 198,041	$ 204,676	$ 222,989	$ 235,107	$ 256,024	$ -	$ 289,515	$ 289,515	0.00%
45009 - Healthcare Subsidy	$ (14,907)	$ -	$ -	$ -	$ -	$ -	$ -	$ -	0.00%
45010 - Dental Contribution	$ 5,955	$ 7,005	$ 7,120	$ 6,392	$ 7,099	$ -	$ 7,849	$ 7,849	0.00%

Committee Revenue Budget Report - by Account Detail

Through September 30, 2025 (83.3% YTD, 84.62% Payroll Expense through Pay Period Ending 09/27/2025)

***2020, 2021, 2022, 2023 and 2024 Actual Fiscal Year**

Department / Fund / Account Classification	2020 Actual Amount*	2021 Actual Amount*	2022 Actual Amount*	2023 Actual Amount*	2024 Actual Amount*	2025 Actual Amount	2025 Amended Budget	2025 Adopted Budget	2025 YTD% Actual/Amended Budget
45019 - Dental Subsidy	$ (617)	$ -	$ -	$ -	$ -	$ -	$ -	$ -	0.00%
45100 - FICA/SS Contribution	$ -	$ -	$ -	$ -	$ -	$ -	$ 82,213	$ 82,213	0.00%
45200 - IMRF Contribution	$ -	$ -	$ -	$ -	$ -	$ -	$ 58,656	$ 58,656	0.00%
53010 - Workers Compensation	$ -	$ -	$ -	$ -	$ -	$ -	$ 18,598	$ 18,598	0.00%
Personnel Services- Salaries & Wages	**$ 778,117**	**$ 845,732**	**$ 848,964**	**$ 887,727**	**$ 1,010,989**	**$ 772,135**	**$ 1,091,622**	**$ 1,074,394**	**70.73%**
40000 - Salaries and Wages	$ 810,868	$ 831,849	$ 837,872	$ 868,937	$ 992,259	$ 765,546	$ 1,049,121	$ 1,031,893	72.97%
40002 - Non-Union Wage Increase	$ -	$ -	$ -	$ -	$ -	$ -	$ -	$ -	0.00%
40003 - Cost of Living Increase	$ -	$ -	$ -	$ -	$ -	$ -	$ -	$ -	0.00%
40007 - Equity Study Adjustments	$ -	$ -	$ -	$ -	$ -	$ -	$ -	$ -	0.00%
40009 - Salaries and Wages Subsidy	$ (53,294)	$ -	$ -	$ -	$ -	$ -	$ -	$ -	0.00%
40200 - Overtime Salaries	$ -	$ 1,589	$ 49	$ 2,060	$ -	$ 733	$ 10,001	$ 10,001	7.33%
40300 - Employee Per Diem	$ 20,544	$ 12,294	$ 11,043	$ 16,730	$ 18,730	$ 5,855	$ 32,500	$ 32,500	18.02%
Services	**$ -**	**$ -**	**$ -**	**$ -**	**$ (263,123)**	**$ -**	**$ (456,831)**	**$ (456,831)**	**0.00%**
45005 - Healthcare Contribution Contra Account	$ -	$ -	$ -	$ -	$ (256,024)	$ -	$ (289,515)	$ (289,515)	0.00%
45015 - Dental Insurance Contra Account	$ -	$ -	$ -	$ -	$ (7,099)	$ -	$ (7,849)	$ (7,849)	0.00%
45105 - FICA/SS Contribution Contra Account	$ -	$ -	$ -	$ -	$ -	$ -	$ (82,213)	$ (82,213)	0.00%
45205 - IMRF Contribution Contra Account	$ -	$ -	$ -	$ -	$ -	$ -	$ (58,656)	$ (58,656)	0.00%
53015 - Worker's Comp Contra Account	$ -	$ -	$ -	$ -	$ -	$ -	$ (18,598)	$ (18,598)	0.00%
020 The Stipend Fund									
Revenue	***$ -***	***$ -***	***$ -***	***$ -***	***$ 3,000***	***$ 3,000***	***$ 3,000***	***$ 3,000***	***100.00%***
Reimbursements	**$ -**	**$ -**	**$ -**	**$ -**	**$ 3,000**	**$ 3,000**	**$ 3,000**	**$ 3,000**	**100.00%**
37115 - State Stipend Certain EO and DH	$ -	$ -	$ -	$ -	$ 3,000	$ 3,000	$ 3,000	$ 3,000	100.00%
Expenses	***$ -***	***$ -***	***$ -***	***$ -***	***$ 3,000***	***$ 3,000***	***$ -***	***$ -***	***0.00%***
Personnel Services- Employee Benefits	**$ -**	**$ -**	**$ -**	**$ -**	**$ -**	**$ -**	**$ -**	**$ -**	**0.00%**
45100 - FICA/SS Contribution	$ -	$ -	$ -	$ -	$ -	$ -	$ -	$ -	0.00%
Personnel Services- Salaries & Wages	**$ -**	**$ -**	**$ -**	**$ -**	**$ 3,000**	**$ 3,000**	**$ -**	**$ -**	**0.00%**
40000 - Salaries and Wages	$ -	$ -	$ -	$ -	$ 3,000	$ 3,000	$ -	$ -	0.00%
190 County Clerk									
001 General Fund									
Revenue	***$ 1,249,986***	***$ 1,537,040***	***$ 1,401,726***	***$ 1,419,029***	***$ 1,697,118***	***$ 1,334,339***	***$ 1,267,144***	***$ 1,267,144***	***105.30%***
Interest Revenue	**$ -**	**$ -**	**$ -**	**$ -**	**$ -**	**$ 4,968**	**$ -**	**$ -**	**0.00%**
38030 - Investment Income- Other Depts	$ -	$ -	$ -	$ -	$ -	$ 4,968	$ -	$ -	0.00%
Other	**$ -**	**$ -**	**$ -**	**$ -**	**$ -**	**$ -**	**$ 1,000**	**$ 1,000**	**0.00%**
38900 - Miscellaneous Other	$ -	$ -	$ -	$ -	$ -	$ -	$ 1,000	$ 1,000	0.00%
Reimbursements	**$ 15,077**	**$ 13,890**	**$ 20,164**	**$ 18,144**	**$ 16,726**	**$ 30,303**	**$ 96,590**	**$ 96,590**	**31.37%**
37580 - Death Surcharge Reimbursement	$ 15,077	$ 13,890	$ 20,164	$ 18,144	$ 16,726	$ 30,303	$ 14,750	$ 14,750	205.44%
37583 - Illinois State Board of Elections - Election Judge Reimbursement	$ -	$ -	$ -	$ -	$ -	$ -	$ 78,840	$ 78,840	0.00%
37900 - Miscellaneous Reimbursement	$ -	$ -	$ -	$ -	$ -	$ -	$ 3,000	$ 3,000	0.00%
Charges for Services	**$ 955,319**	**$ 886,884**	**$ 950,519**	**$ 1,313,027**	**$ 1,039,011**	**$ 1,107,811**	**$ 1,080,304**	**$ 1,080,304**	**102.55%**
34070 - Notary Fees	$ 18,436	$ 22,888	$ 13,956	$ 286	$ 240	$ 142	$ 23,230	$ 23,230	0.61%
34080 - Business Fees	$ 3,375	$ 3,585	$ 2,375	$ 2,320	$ 2,055	$ 1,175	$ 5,050	$ 5,050	23.27%
34090 - Passport Fees	$ 84,542	$ 102,110	$ 179,823	$ 225,589	$ 239,860	$ 257,744	$ 120,250	$ 120,250	214.34%
34100 - Certified Copy Fees	$ 466,606	$ 551,423	$ 535,046	$ 508,789	$ 500,765	$ 469,326	$ 533,100	$ 533,100	88.04%

Committee Revenue Budget Report - by Account Detail

Through September 30, 2025 (83.3% YTD, 84.62% Payroll Expense through Pay Period Ending 09/27/2025)

***2020, 2021, 2022, 2023 and 2024 Actual Fiscal Year**

Department / Fund / Account Classification	2020 Actual Amount*	2021 Actual Amount*	2022 Actual Amount*	2023 Actual Amount*	2024 Actual Amount*	2025 Actual Amount	2025 Amended Budget	2025 Adopted Budget	2025 YTD% Actual/Amended Budget
34110 - Tax Redemption Fees	$ 97,196	$ 85,158	$ 108,072	$ 118,537	$ 112,518	$ 89,467	$ 92,275	$ 92,275	96.96%
34120 - Election Fees	$ 259,300	$ 69,540	$ 57,344	$ 399,831	$ 113,944	$ 216,431	$ 255,800	$ 255,800	84.61%
34130 - Tax Extension Fees	$ 18,715	$ 23,355	$ 25,110	$ 27,341	$ 27,997	$ 21,531	$ 37,599	$ 37,599	57.27%
35900 - Miscellaneous Fees	$ 7,149	$ 28,824	$ 28,792	$ 30,334	$ 41,632	$ 51,994	$ 13,000	$ 13,000	399.95%
Grants	**$ 217,706**	**$ 557,183**	**$ 341,106**	**$ -**	**$ 549,473**	**$ 122,083**	**$ -**	**$ -**	**0.00%**
32270 - Help America Vote Act (HAVA) Grant	$ -	$ 63,583	$ 58,267	$ -	$ 156,275	$ 122,083	$ -	$ -	0.00%
32335 - CARES ACT - Elections	$ 217,706	$ -	$ -	$ -	$ -	$ -	$ -	$ -	0.00%
32745 - Tech & Civic Life Grant	$ -	$ 328,655	$ -	$ -	$ 393,198	$ -	$ -	$ -	0.00%
33690 - Illinois Voter Registration State (IVRS) Grant	$ -	$ 164,945	$ 282,839	$ -	$ -	$ -	$ -	$ -	0.00%
Licenses and Permits	**$ 61,884**	**$ 79,083**	**$ 89,937**	**$ 87,858**	**$ 91,908**	**$ 69,174**	**$ 89,250**	**$ 89,250**	**77.51%**
31010 - Marriage Licenses	$ 61,722	$ 78,867	$ 89,802	$ 87,669	$ 91,746	$ 68,904	$ 89,000	$ 89,000	77.42%
31020 - Civil Union Licenses	$ 162	$ 216	$ 135	$ 189	$ 162	$ 270	$ 250	$ 250	108.00%
Expenses	***$ 3,708,417***	***$ 3,290,213***	***$ 4,071,377***	***$ 3,206,085***	***$ 5,062,179***	***$ 3,410,100***	***$ 5,755,408***	***$ 5,749,250***	***59.25%***
Commodities	**$ 310,521**	**$ 494,533**	**$ 275,518**	**$ 171,615**	**$ 973,074**	**$ 659,029**	**$ 1,141,000**	**$ 1,141,000**	**57.76%**
60000 - Office Supplies	$ 12,585	$ 10,471	$ 7,085	$ 10,672	$ 28,398	$ 6,286	$ 15,000	$ 15,000	41.91%
60010 - Operating Supplies	$ 74,181	$ 54,322	$ 129,991	$ 96,618	$ 87,873	$ 70,809	$ 72,000	$ 72,000	98.35%
60020 - Computer Related Supplies	$ 6,388	$ 12,263	$ 21,158	$ 9,674	$ 16,404	$ 9,408	$ 12,000	$ 12,000	78.40%
60040 - Postage	$ -	$ -	$ -	$ -	$ 196,777	$ 117,671	$ 540,000	$ 540,000	21.79%
60050 - Books and Subscriptions	$ 879	$ 1,927	$ 930	$ 3,128	$ 874	$ 930	$ 2,000	$ 2,000	46.48%
60265 - Public Health Commodities - Coronavirus	$ -	$ -	$ -	$ -	$ -	$ -	$ -	$ -	0.00%
60320 - Voting Systems and Accessories	$ 216,488	$ 415,549	$ 116,353	$ 51,523	$ 642,747	$ 453,926	$ 500,000	$ 500,000	90.79%
Contractual Services	**$ 861,080**	**$ 356,702**	**$ 955,593**	**$ 492,775**	**$ 899,365**	**$ 670,907**	**$ 1,163,116**	**$ 2,316,526**	**57.68%**
50100 - Election Judges and Workers	$ 93,559	$ -	$ -	$ -	$ -	$ -	$ -	$ 1,153,410	0.00%
50110 - Election Services	$ 274,329	$ 7,207	$ 84,854	$ 9,864	$ 27,193	$ 40,053	$ 30,000	$ 30,000	133.51%
50235 - Public Health Services - Coronavirus	$ -	$ -	$ -	$ -	$ -	$ -	$ -	$ -	0.00%
50340 - Software Licensing Cost	$ 180,911	$ 167,165	$ 274,338	$ 271,296	$ 422,823	$ 353,367	$ 433,658	$ 433,658	81.49%
50350 - Notary Services	$ 105	$ 20	$ 45	$ 90	$ -	$ 84	$ 100	$ 100	83.97%
50480 - Security Services	$ 19,034	$ 22,704	$ 50,421	$ 14,068	$ 20,672	$ 6,624	$ 60,000	$ 60,000	11.04%
52130 - Repairs and Maint- Computers	$ -	$ -	$ -	$ -	$ -	$ -	$ 2,000	$ 2,000	0.00%
52140 - Repairs and Maint- Copiers	$ 4,322	$ 2,129	$ 4,328	$ 3,708	$ 10,860	$ 4,207	$ 12,000	$ 12,000	35.06%
52170 - Polling Place Rental	$ 17,320	$ 14,080	$ 16,640	$ 9,840	$ 17,200	$ 11,120	$ 35,000	$ 35,000	31.77%
52190 - Equipment Rental	$ 70,426	$ 56,628	$ 110,319	$ 46,047	$ 160,338	$ 89,873	$ 90,000	$ 90,000	99.86%
52230 - Repairs and Maint- Vehicles	$ 905	$ 304	$ 725	$ 1,639	$ 6,217	$ 3,407	$ 5,000	$ 5,000	68.14%
52300 - Repairs and Maintenance- Voting System Equipment	$ 82,457	$ 20,000	$ 47,120	$ 23,328	$ 7,000	$ 400	$ 15,000	$ 15,000	2.67%
53040 - General Advertising	$ -	$ 5,966	$ 389	$ -	$ 71	$ -	$ 6,000	$ 6,000	0.00%
53060 - General Printing	$ 22,933	$ 7,311	$ 42,072	$ 21,867	$ 42,131	$ 10,976	$ 134,500	$ 134,500	8.16%
53070 - Legal Printing	$ 70,538	$ 30,437	$ 303,248	$ 65,097	$ 156,444	$ 82,462	$ 305,000	$ 305,000	27.04%
53100 - Conferences and Meetings	$ 8,731	$ 14,355	$ 5,977	$ 13,806	$ 10,325	$ 10,489	$ 13,500	$ 13,500	77.70%
53110 - Employee Training	$ 175	$ 398	$ 149	$ -	$ 29	$ -	$ 750	$ 750	0.00%
53120 - Employee Mileage Expense	$ 13,535	$ 5,149	$ 14,019	$ 9,277	$ 15,811	$ 7,460	$ 18,808	$ 18,808	39.66%
53130 - General Association Dues	$ 1,800	$ 2,850	$ 950	$ 2,850	$ 2,250	$ 1,440	$ 1,800	$ 1,800	80.00%
55000 - Miscellaneous Contractual Exp	$ -	$ -	$ -	$ -	$ -	$ 48,945	$ -	$ -	0.00%
Personnel Services- Employee Benefits	**$ 285,222**	**$ 266,822**	**$ 285,620**	**$ 292,782**	**$ 305,917**	**$ (6)**	**$ 679,547**	**$ 679,547**	**(0.00%)**
45000 - Healthcare Contribution	$ 295,904	$ 260,285	$ 278,045	$ 283,616	$ 296,709	$ -	$ 333,422	$ 333,422	0.00%
45009 - Healthcare Subsidy	$ (19,782)	$ (3,210)	$ (1,761)	$ -	$ -	$ -	$ -	$ -	0.00%
45010 - Dental Contribution	$ 10,123	$ 9,831	$ 9,378	$ 9,166	$ 9,208	$ -	$ 9,967	$ 9,967	0.00%
45019 - Dental Subsidy	$ (1,023)	$ (84)	$ (42)	$ -	$ -	$ -	$ -	$ -	0.00%
45100 - FICA/SS Contribution	$ -	$ -	$ -	$ -	$ -	$ (6)	$ 175,369	$ 175,369	(0.00%)

Committee Revenue Budget Report - by Account Detail

Through September 30, 2025 (83.3% YTD, 84.62% Payroll Expense through Pay Period Ending 09/27/2025)

***2020, 2021, 2022, 2023 and 2024 Actual Fiscal Year**

Department / Fund / Account Classification	2020 Actual Amount*	2021 Actual Amount*	2022 Actual Amount*	2023 Actual Amount*	2024 Actual Amount*	2025 Actual Amount	2025 Amended Budget	2025 Adopted Budget	2025 YTD% Actual/Amended Budget
45200 - IMRF Contribution	$ -	$ -	$ -	$ -	$ -	$ -	$ 121,121	$ 121,121	0.00%
53010 - Workers Compensation	$ -	$ -	$ -	$ -	$ -	$ -	$ 39,668	$ 39,668	0.00%
Personnel Services- Salaries & Wages	**$ 2,251,593**	**$ 2,172,156**	**$ 2,554,647**	**$ 2,248,912**	**$ 3,189,741**	**$ 2,080,170**	**$ 3,451,292**	**$ 2,291,724**	**60.27%**
40000 - Salaries and Wages	$ 2,284,088	$ 2,146,107	$ 2,469,847	$ 2,199,074	$ 3,034,011	$ 2,020,473	$ 3,331,856	$ 2,172,288	60.64%
40002 - Non-Union Wage Increase	$ -	$ -	$ -	$ -	$ -	$ -	$ -	$ -	0.00%
40003 - Cost of Living Increase	$ -	$ -	$ -	$ -	$ -	$ -	$ -	$ -	0.00%
40009 - Salaries and Wages Subsidy	$ (157,470)	$ (26,273)	$ (13,803)	$ -	$ -	$ -	$ -	$ -	0.00%
40200 - Overtime Salaries	$ 124,976	$ 52,322	$ 98,603	$ 49,838	$ 155,729	$ 59,696	$ 119,436	$ 119,436	49.98%
Services	**$ -**	**$ -**	**$ -**	**$ -**	**$ (305,917)**	**$ -**	**$ (679,547)**	**$ (679,547)**	**0.00%**
45005 - Healthcare Contribution Contra Account	$ -	$ -	$ -	$ -	$ (296,709)	$ -	$ (333,422)	$ (333,422)	0.00%
45015 - Dental Insurance Contra Account	$ -	$ -	$ -	$ -	$ (9,208)	$ -	$ (9,967)	$ (9,967)	0.00%
45105 - FICA/SS Contribution Contra Account	$ -	$ -	$ -	$ -	$ -	$ -	$ (175,369)	$ (175,369)	0.00%
45205 - IMRF Contribution Contra Account	$ -	$ -	$ -	$ -	$ -	$ -	$ (121,121)	$ (121,121)	0.00%
53015 - Worker's Comp Contra Account	$ -	$ -	$ -	$ -	$ -	$ -	$ (39,668)	$ (39,668)	0.00%
020 The Stipend Fund									
Revenue	***$ -***	***$ -***	***$ -***	***$ -***	***$ -***	***$ 7,290***	***$ -***	***$ -***	***0.00%***
Reimbursements	**$ -**	**$ -**	**$ -**	**$ -**	**$ -**	**$ 7,290**	**$ -**	**$ -**	**0.00%**
37115 - State Stipend Certain EO and DH	$ -	$ -	$ -	$ -	$ -	$ 7,290	$ -	$ -	0.00%
Expenses	***$ -***	***$ -***	***$ -***	***$ -***	***$ -***	***$ 6,500***	***$ -***	***$ -***	***0.00%***
Personnel Services- Employee Benefits	**$ -**	**$ -**	**$ -**	**$ -**	**$ -**	**$ -**	**$ -**	**$ -**	**0.00%**
45100 - FICA/SS Contribution	$ -	$ -	$ -	$ -	$ -	$ -	$ -	$ -	0.00%
Personnel Services- Salaries & Wages	**$ -**	**$ -**	**$ -**	**$ -**	**$ -**	**$ 6,500**	**$ -**	**$ -**	**0.00%**
40000 - Salaries and Wages	$ -	$ -	$ -	$ -	$ -	$ 6,500	$ -	$ -	0.00%
160 Vital Records Automation									
Revenue	***$ 172,494***	***$ 206,308***	***$ 192,095***	***$ 199,703***	***$ 206,429***	***$ 178,757***	***$ 186,825***	***$ 186,500***	***95.68%***
Interest Revenue	**$ 2,165**	**$ (19)**	**$ (3,967)**	**$ 15,243**	**$ 25,022**	**$ 17,331**	**$ 13,000**	**$ 13,000**	**133.32%**
38000 - Investment Income	$ 2,165	$ (19)	$ (3,967)	$ 15,243	$ 25,022	$ 17,331	$ 13,000	$ 13,000	133.32%
Other	**$ -**	**$ -**	**$ -**	**$ -**	**$ -**	**$ -**	**$ 325**	**$ -**	**0.00%**
39900 - Fund Balance Utilization	$ -	$ -	$ -	$ -	$ -	$ -	$ 325	$ -	0.00%
Charges for Services	**$ 170,329**	**$ 198,427**	**$ 196,063**	**$ 184,460**	**$ 181,407**	**$ 161,426**	**$ 173,500**	**$ 173,500**	**93.04%**
34100 - Certified Copy Fees	$ 170,329	$ 198,427	$ 196,063	$ 184,460	$ 181,407	$ 161,426	$ 173,500	$ 173,500	93.04%
Transfers In	**$ -**	**$ 7,900**	**$ -**	**$ -**	**$ -**	**$ -**	**$ -**	**$ -**	**0.00%**
39000 - Transfer From Other Funds	$ -	$ 7,900	$ -	$ -	$ -	$ -	$ -	$ -	0.00%
Expenses	***$ 99,551***	***$ 97,223***	***$ 177,141***	***$ 102,066***	***$ 116,560***	***$ 84,519***	***$ 186,825***	***$ 186,500***	***45.24%***
Capital	**$ 39,272**	**$ 29,454**	**$ 29,822**	**$ 30,927**	**$ 30,927**	**$ 30,927**	**$ 38,927**	**$ 38,927**	**79.45%**
70020 - Computer Software- Capital	$ 39,272	$ 29,454	$ 29,822	$ 30,927	$ 30,927	$ 30,927	$ 38,927	$ 38,927	79.45%
Commodities	**$ 237**	**$ 124**	**$ -**	**$ 134**	**$ 335**	**$ 7,336**	**$ 6,045**	**$ 6,045**	**121.36%**
60010 - Operating Supplies	$ 237	$ 124	$ -	$ 134	$ 335	$ 7,336	$ 4,000	$ 4,000	183.40%
60020 - Computer Related Supplies	$ -	$ -	$ -	$ -	$ -	$ -	$ 2,045	$ 2,045	0.00%
Contingency and Other	**$ -**	**$ -**	**$ -**	**$ -**	**$ -**	**$ -**	**$ 62,175**	**$ 62,175**	**0.00%**
89000 - Addition to Fund Balance	$ -	$ -	$ -	$ -	$ -	$ -	$ 62,175	$ 62,175	0.00%
Contractual Services	**$ 14,851**	**$ 15,088**	**$ 16,274**	**$ 20,433**	**$ 6,310**	**$ 9,662**	**$ 31,510**	**$ 31,499**	**30.66%**
52130 - Repairs and Maint- Computers	$ -	$ -	$ -	$ -	$ -	$ -	$ 1,000	$ 1,000	0.00%

Committee Revenue Budget Report - by Account Detail

Through September 30, 2025 (83.3% YTD, 84.62% Payroll Expense through Pay Period Ending 09/27/2025)

***2020, 2021, 2022, 2023 and 2024 Actual Fiscal Year**

Department / Fund / Account Classification	2020 Actual Amount*	2021 Actual Amount*	2022 Actual Amount*	2023 Actual Amount*	2024 Actual Amount*	2025 Actual Amount	2025 Amended Budget	2025 Adopted Budget	2025 YTD% Actual/Amended Budget
52140 - Repairs and Maint- Copiers	$ 305	$ 279	$ 669	$ 63	$ -	$ 1,617	$ 3,000	$ 3,000	53.91%
52240 - Repairs and Maint- Office Equip	$ 497	$ 950	$ 999	$ 5,735	$ 1,345	$ -	$ 2,000	$ 2,000	0.00%
53000 - Liability Insurance	$ 866	$ 737	$ 944	$ 446	$ 1,166	$ 1,489	$ 1,489	$ 1,479	100.00%
53020 - Unemployment Claims	$ 25	$ 24	$ 29	$ 7	$ 19	$ 21	$ 21	$ 20	100.00%
53060 - General Printing	$ 13,158	$ 13,098	$ 13,633	$ 14,182	$ 3,780	$ 6,535	$ 20,000	$ 20,000	32.68%
53100 - Conferences and Meetings	$ -	$ -	$ -	$ -	$ -	$ -	$ 3,000	$ 3,000	0.00%
53110 - Employee Training	$ -	$ -	$ -	$ -	$ -	$ -	$ 1,000	$ 1,000	0.00%
Personnel Services- Employee Benefits	**$ 9,996**	**$ 11,194**	**$ 11,199**	**$ 6,492**	**$ 8,418**	**$ 6,634**	**$ 6,013**	**$ 5,972**	**110.33%**
45000 - Healthcare Contribution	$ 3,522	$ 3,410	$ 3,759	$ 690	$ 192	$ 2,337	$ -	$ -	0.00%
45009 - Healthcare Subsidy	$ (49)	$ -	$ -	$ -	$ -	$ -	$ -	$ -	0.00%
45010 - Dental Contribution	$ 122	$ 133	$ 133	$ 117	$ 80	$ 66	$ 56	$ 56	118.11%
45019 - Dental Subsidy	$ (5)	$ -	$ -	$ -	$ -	$ -	$ -	$ -	0.00%
45100 - FICA/SS Contribution	$ 2,776	$ 3,113	$ 3,268	$ 3,191	$ 5,299	$ 2,067	$ 3,070	$ 3,049	67.32%
45109 - FICA/SS Subsidy	$ (158)	$ -	$ -	$ -	$ -	$ -	$ -	$ -	0.00%
45200 - IMRF Contribution	$ 3,004	$ 3,383	$ 2,899	$ 2,156	$ 2,045	$ 1,469	$ 2,192	$ 2,177	67.02%
45209 - IMRF Subsidy	$ (271)	$ -	$ -	$ -	$ -	$ -	$ -	$ -	0.00%
53010 - Workers Compensation	$ 1,057	$ 1,155	$ 1,140	$ 339	$ 803	$ 695	$ 695	$ 690	100.00%
Personnel Services- Salaries & Wages	**$ 35,195**	**$ 41,363**	**$ 43,966**	**$ 42,564**	**$ 69,976**	**$ 27,927**	**$ 40,123**	**$ 39,850**	**69.60%**
40000 - Salaries and Wages	$ 37,930	$ 41,348	$ 43,916	$ 42,411	$ 69,970	$ 27,869	$ 40,123	$ 39,850	69.46%
40002 - Non-Union Wage Increase	$ -	$ -	$ -	$ -	$ -	$ -	$ -	$ -	0.00%
40003 - Cost of Living Increase	$ -	$ -	$ -	$ -	$ -	$ -	$ -	$ -	0.00%
40009 - Salaries and Wages Subsidy	$ (3,371)	$ -	$ -	$ -	$ -	$ -	$ -	$ -	0.00%
40200 - Overtime Salaries	$ 635	$ 15	$ 50	$ 153	$ 6	$ 58	$ -	$ -	0.00%
Transfers Out	**$ -**	**$ -**	**$ 75,880**	**$ 1,515**	**$ 594**	**$ 2,032**	**$ 2,032**	**$ 2,032**	**100.00%**
99000 - Transfer To Other Funds	$ -	$ -	$ -	$ -	$ -	$ -	$ -	$ -	0.00%
99001 - Transfer to General Fund 001	$ -	$ -	$ 66,586	$ 1,515	$ 594	$ 2,032	$ 2,032	$ 2,032	100.00%
99110 - Transfer to Illinois Municipal Retirement Fund 110	$ -	$ -	$ 4,350	$ -	$ -	$ -	$ -	$ -	0.00%
99111 - Transfer to FICA/Social Security Fund 111	$ -	$ -	$ 4,944	$ -	$ -	$ -	$ -	$ -	0.00%
161 Election Equipment Fund									
Revenue	***$ 1,196,031***	***$ 1,511***	***$ (5,218)***	***$ 40,077***	***$ 20,396***	***$ 13,551***	***$ 850,000***	***$ 850,000***	***1.59%***
Interest Revenue	**$ 5,772**	**$ 1,511**	**$ (10,818)**	**$ 40,077**	**$ 20,396**	**$ 13,551**	**$ 32,000**	**$ 32,000**	**42.35%**
38000 - Investment Income	$ 5,772	$ 1,511	$ (10,818)	$ 40,077	$ 20,396	$ 13,551	$ 32,000	$ 32,000	42.35%
Other	**$ -**	**$ -**	**$ -**	**$ -**	**$ -**	**$ -**	**$ 818,000**	**$ 818,000**	**0.00%**
39900 - Fund Balance Utilization	$ -	$ -	$ -	$ -	$ -	$ -	$ 818,000	$ 818,000	0.00%
Transfers In	**$ 480,000**	**$ -**	**$ 5,600**	**$ -**	**$ -**	**$ -**	**$ -**	**$ -**	**0.00%**
39000 - Transfer From Other Funds	$ 480,000	$ -	$ 5,600	$ -	$ -	$ -	$ -	$ -	0.00%
Grants	**$ 710,259**	**$ -**	**$ -**	**$ -**	**$ -**	**$ -**	**$ -**	**$ -**	**0.00%**
32335 - CARES ACT - Elections	$ 710,259	$ -	$ -	$ -	$ -	$ -	$ -	$ -	0.00%
32745 - Tech & Civic Life Grant	$ -	$ -	$ -	$ -	$ -	$ -	$ -	$ -	0.00%
Expenses	***$ 1,055,185***	***$ -***	***$ 499,200***	***$ -***	***$ -***	***$ -***	***$ 850,000***	***$ 850,000***	***0.00%***
Commodities	**$ 1,055,185**	**$ -**	**$ 499,200**	**$ -**	**$ -**	**$ -**	**$ 850,000**	**$ 850,000**	**0.00%**
60320 - Voting Systems and Accessories	$ 1,055,185	$ -	$ 499,200	$ -	$ -	$ -	$ 850,000	$ 850,000	0.00%
Contingency and Other	**$ -**	**$ -**	**$ -**	**$ -**	**$ -**	**$ -**	**$ -**	**$ -**	**0.00%**
89000 - Addition to Fund Balance	$ -	$ -	$ -	$ -	$ -	$ -	$ -	$ -	0.00%

Committee Revenue Budget Report - by Account Detail

Through September 30, 2025 (83.3% YTD, 84.62% Payroll Expense through Pay Period Ending 09/27/2025)

***2020, 2021, 2022, 2023 and 2024 Actual Fiscal Year**

Department / Fund / Account Classification	2020 Actual Amount*	2021 Actual Amount*	2022 Actual Amount*	2023 Actual Amount*	2024 Actual Amount*	2025 Actual Amount	2025 Amended Budget	2025 Adopted Budget	2025 YTD% Actual/Amended Budget
210 Recorder									
001 General Fund									
Revenue	***$ 3,429,272***	***$ 4,957,488***	***$ 4,039,651***	***$ 2,913,529***	***$ 3,177,777***	***$ 2,589,991***	***$ 2,690,030***	***$ 2,690,030***	***96.28%***
Interest Revenue	**$ 65**	**$ 66**	**$ 51**	**$ 40**	**$ 32**	**$ 32**	**$ 30**	**$ 30**	**107.23%**
38000 - Investment Income	$ 65	$ 66	$ 51	$ 40	$ 32	$ 32	$ 30	$ 30	107.23%
Charges for Services	**$ 3,429,207**	**$ 4,957,422**	**$ 4,039,599**	**$ 2,913,489**	**$ 3,177,745**	**$ 2,589,959**	**$ 2,690,000**	**$ 2,690,000**	**96.28%**
34140 - Financing Statement Fees	$ 15,795	$ 13,170	$ 14,960	$ 15,220	$ 19,565	$ 15,090	$ 15,000	$ 15,000	100.60%
34150 - Recording Fees	$ 1,796,177	$ 2,194,296	$ 1,428,974	$ 1,006,604	$ 1,050,115	$ 828,130	$ 965,000	$ 965,000	85.82%
34160 - Certified Record Copy Fees	$ 9,182	$ 12,736	$ 11,567	$ 9,950	$ 11,433	$ 8,026	$ 10,000	$ 10,000	80.26%
34170 - Revenue Tax Stamp Fees	$ 1,608,053	$ 2,737,220	$ 2,584,098	$ 1,881,714	$ 2,096,632	$ 1,738,713	$ 1,700,000	$ 1,700,000	102.28%
Expenses	***$ 663,302***	***$ 665,132***	***$ 665,768***	***$ 729,282***	***$ 618,282***	***$ 499,385***	***$ 767,755***	***$ 763,395***	***65.04%***
Commodities	**$ 1,125**	**$ 1,744**	**$ 1,617**	**$ 1,188**	**$ 1,182**	**$ 7,532**	**$ 8,070**	**$ 8,070**	**93.33%**
60000 - Office Supplies	$ 1,125	$ 1,744	$ 1,617	$ 1,188	$ 1,182	$ 823	$ 2,070	$ 2,070	39.74%
60010 - Operating Supplies	$ -	$ -	$ -	$ -	$ -	$ 109	$ -	$ -	0.00%
60055 - Office Equipment - Non Capital	$ -	$ -	$ -	$ -	$ -	$ 6,600	$ 6,000	$ 6,000	110.00%
60265 - Public Health Commodities - Coronavirus	$ -	$ -	$ -	$ -	$ -	$ -	$ -	$ -	0.00%
Contractual Services	**$ 1,341**	**$ 1,329**	**$ 1,358**	**$ 1,407**	**$ 954**	**$ 1,493**	**$ 4,965**	**$ 4,965**	**30.08%**
52140 - Repairs and Maint- Copiers	$ -	$ -	$ -	$ -	$ -	$ 3	$ -	$ -	0.00%
53100 - Conferences and Meetings	$ -	$ -	$ -	$ -	$ -	$ -	$ 2,500	$ 2,500	0.00%
53120 - Employee Mileage Expense	$ 391	$ 379	$ 408	$ 457	$ 854	$ 325	$ 1,000	$ 1,000	32.55%
53130 - General Association Dues	$ 950	$ 950	$ 950	$ 950	$ 100	$ 1,165	$ 1,465	$ 1,465	79.52%
Personnel Services- Employee Benefits	**$ 98,793**	**$ 101,389**	**$ 107,679**	**$ 127,575**	**$ 120,008**	**$ -**	**$ 276,043**	**$ 276,043**	**0.00%**
45000 - Healthcare Contribution	$ 99,118	$ 97,523	$ 103,987	$ 123,518	$ 116,077	$ -	$ 159,280	$ 159,280	0.00%
45009 - Healthcare Subsidy	$ (3,894)	$ -	$ -	$ -	$ -	$ -	$ -	$ -	0.00%
45010 - Dental Contribution	$ 3,743	$ 3,866	$ 3,692	$ 4,057	$ 3,931	$ -	$ 5,384	$ 5,384	0.00%
45019 - Dental Subsidy	$ (174)	$ -	$ -	$ -	$ -	$ -	$ -	$ -	0.00%
45100 - FICA/SS Contribution	$ -	$ -	$ -	$ -	$ -	$ -	$ 57,416	$ 57,416	0.00%
45200 - IMRF Contribution	$ -	$ -	$ -	$ -	$ -	$ -	$ 40,975	$ 40,975	0.00%
53010 - Workers Compensation	$ -	$ -	$ -	$ -	$ -	$ -	$ 12,988	$ 12,988	0.00%
Personnel Services- Salaries & Wages	**$ 562,043**	**$ 560,670**	**$ 555,114**	**$ 599,112**	**$ 616,146**	**$ 490,360**	**$ 754,720**	**$ 750,360**	**64.97%**
40000 - Salaries and Wages	$ 581,514	$ 560,670	$ 555,114	$ 599,112	$ 616,146	$ 490,360	$ 754,720	$ 750,360	64.97%
40002 - Non-Union Wage Increase	$ -	$ -	$ -	$ -	$ -	$ -	$ -	$ -	0.00%
40003 - Cost of Living Increase	$ -	$ -	$ -	$ -	$ -	$ -	$ -	$ -	0.00%
40009 - Salaries and Wages Subsidy	$ (19,471)	$ -	$ -	$ -	$ -	$ -	$ -	$ -	0.00%
Services	**$ -**	**$ -**	**$ -**	**$ -**	**$ (120,008)**	**$ -**	**$ (276,043)**	**$ (276,043)**	**0.00%**
45005 - Healthcare Contribution Contra Account	$ -	$ -	$ -	$ -	$ (116,077)	$ -	$ (159,280)	$ (159,280)	0.00%
45015 - Dental Insurance Contra Account	$ -	$ -	$ -	$ -	$ (3,931)	$ -	$ (5,384)	$ (5,384)	0.00%
45105 - FICA/SS Contribution Contra Account	$ -	$ -	$ -	$ -	$ -	$ -	$ (57,416)	$ (57,416)	0.00%
45205 - IMRF Contribution Contra Account	$ -	$ -	$ -	$ -	$ -	$ -	$ (40,975)	$ (40,975)	0.00%
53015 - Worker's Comp Contra Account	$ -	$ -	$ -	$ -	$ -	$ -	$ (12,988)	$ (12,988)	0.00%
020 The Stipend Fund									
Revenue	***$ -***	***$ -***	***$ -***	***$ -***	***$ -***	***$ 6,500***	***$ -***	***$ -***	***0.00%***
Reimbursements	**$ -**	**$ -**	**$ -**	**$ -**	**$ -**	**$ 6,500**	**$ -**	**$ -**	**0.00%**
37115 - State Stipend Certain EO and DH	$ -	$ -	$ -	$ -	$ -	$ 6,500	$ -	$ -	0.00%

Committee Revenue Budget Report - by Account Detail

Through September 30, 2025 (83.3% YTD, 84.62% Payroll Expense through Pay Period Ending 09/27/2025)

***2020, 2021, 2022, 2023 and 2024 Actual Fiscal Year**

Department / Fund / Account Classification	2020 Actual Amount*	2021 Actual Amount*	2022 Actual Amount*	2023 Actual Amount*	2024 Actual Amount*	2025 Actual Amount	2025 Amended Budget	2025 Adopted Budget	2025 YTD% Actual/Amended Budget
Expenses	***$ -***	***$ -***	***$ -***	***$ -***	***$ -***	***$ 6,500***	***$ -***	***$ -***	***0.00%***
Personnel Services- Salaries & Wages	**$ -**	**$ -**	**$ -**	**$ -**	**$ -**	**$ 6,500**	**$ -**	**$ -**	**0.00%**
40000 - Salaries and Wages	$ -	$ -	$ -	$ -	$ -	$ 6,500	$ -	$ -	0.00%
170 Recorder's Automation									
Revenue	***$ 926,658***	***$ 1,119,143***	***$ 715,021***	***$ 580,295***	***$ 600,721***	***$ 456,801***	***$ 1,133,809***	***$ 1,132,857***	***40.29%***
Interest Revenue	**$ 17,502**	**$ (816)**	**$ (16,097)**	**$ 60,479**	**$ 57,163**	**$ 28,600**	**$ 49,000**	**$ 49,000**	**58.37%**
38000 - Investment Income	$ 17,502	$ (816)	$ (16,097)	$ 60,479	$ 57,163	$ 28,600	$ 49,000	$ 49,000	58.37%
Other	**$ -**	**$ -**	**$ -**	**$ -**	**$ -**	**$ -**	**$ 617,809**	**$ 616,857**	**0.00%**
39900 - Fund Balance Utilization	$ -	$ -	$ -	$ -	$ -	$ -	$ 617,809	$ 616,857	0.00%
Reimbursements	**$ -**	**$ -**	**$ -**	**$ -**	**$ -**	**$ -**	**$ -**	**$ -**	**0.00%**
37900 - Miscellaneous Reimbursement	$ -	$ -	$ -	$ -	$ -	$ -	$ -	$ -	0.00%
Charges for Services	**$ 909,156**	**$ 1,119,960**	**$ 731,118**	**$ 519,816**	**$ 543,558**	**$ 428,201**	**$ 467,000**	**$ 467,000**	**91.69%**
34150 - Recording Fees	$ 829,697	$ 1,022,139	$ 667,146	$ 474,283	$ 495,958	$ 390,637	$ 426,000	$ 426,000	91.70%
34180 - GIS Fees	$ 79,459	$ 97,821	$ 63,972	$ 45,533	$ 47,600	$ 37,564	$ 41,000	$ 41,000	91.62%
Expenses	***$ 689,063***	***$ 761,624***	***$ 1,160,665***	***$ 749,730***	***$ 648,070***	***$ 563,874***	***$ 1,133,809***	***$ 1,132,857***	***49.73%***
Capital	**$ 87,000**	**$ 121,250**	**$ 492,289**	**$ 185,216**	**$ -**	**$ -**	**$ 175,000**	**$ 175,000**	**0.00%**
70020 - Computer Software- Capital	$ 87,000	$ 121,250	$ 480,294	$ 185,216	$ -	$ -	$ 175,000	$ 175,000	0.00%
70050 - Printers	$ -	$ -	$ 11,995	$ -	$ -	$ -	$ -	$ -	0.00%
Commodities	**$ 24,508**	**$ 20,297**	**$ 29,585**	**$ 26,200**	**$ 35,605**	**$ 24,923**	**$ 204,232**	**$ 204,232**	**12.20%**
60000 - Office Supplies	$ -	$ -	$ -	$ -	$ -	$ -	$ 4,000	$ 4,000	0.00%
60010 - Operating Supplies	$ 3,955	$ 4,367	$ 4,319	$ 4,394	$ 4,481	$ 3,051	$ 8,000	$ 8,000	38.14%
60020 - Computer Related Supplies	$ 20,088	$ 15,448	$ 24,085	$ 21,278	$ 29,902	$ 20,874	$ 190,500	$ 190,500	10.96%
60050 - Books and Subscriptions	$ -	$ -	$ 675	$ -	$ 670	$ 710	$ 800	$ 800	88.75%
60265 - Public Health Commodities - Coronavirus	$ -	$ -	$ -	$ -	$ -	$ -	$ -	$ -	0.00%
64000 - Telephone	$ 465	$ 482	$ 506	$ 528	$ 552	$ 288	$ 932	$ 932	30.91%
Contractual Services	**$ 370,796**	**$ 404,926**	**$ 462,417**	**$ 393,103**	**$ 464,916**	**$ 422,926**	**$ 517,329**	**$ 517,300**	**81.75%**
50150 - Contractual/Consulting Services	$ 363,860	$ 398,426	$ 454,931	$ 383,659	$ 455,183	$ 414,033	$ 493,000	$ 493,000	83.98%
52130 - Repairs and Maint- Computers	$ -	$ -	$ -	$ -	$ -	$ -	$ 4,000	$ 4,000	0.00%
52140 - Repairs and Maint- Copiers	$ 2,373	$ 2,340	$ 2,312	$ 2,511	$ 2,533	$ 2,214	$ 6,150	$ 6,150	36.00%
53000 - Liability Insurance	$ 4,435	$ 4,032	$ 5,022	$ 6,839	$ 5,294	$ 6,590	$ 6,590	$ 6,561	100.00%
53020 - Unemployment Claims	$ 128	$ 128	$ 152	$ 94	$ 86	$ 89	$ 89	$ 89	100.00%
53090 - Film Conversion/Book Binding	$ -	$ -	$ -	$ -	$ -	$ -	$ 5,000	$ 5,000	0.00%
53100 - Conferences and Meetings	$ -	$ -	$ -	$ -	$ 1,820	$ -	$ 500	$ 500	0.00%
53110 - Employee Training	$ -	$ -	$ -	$ -	$ -	$ -	$ 2,000	$ 2,000	0.00%
Personnel Services- Employee Benefits	**$ 56,401**	**$ 59,906**	**$ 45,276**	**$ 32,322**	**$ 30,948**	**$ 25,215**	**$ 59,625**	**$ 59,505**	**42.29%**
45000 - Healthcare Contribution	$ 28,332	$ 27,993	$ 20,219	$ 12,603	$ 12,967	$ 10,238	$ 32,128	$ 32,128	31.87%
45009 - Healthcare Subsidy	$ (953)	$ -	$ -	$ -	$ -	$ -	$ -	$ -	0.00%
45010 - Dental Contribution	$ 961	$ 1,050	$ 689	$ 384	$ 412	$ 310	$ 1,132	$ 1,132	27.38%
45019 - Dental Subsidy	$ (36)	$ -	$ -	$ -	$ -	$ -	$ -	$ -	0.00%
45100 - FICA/SS Contribution	$ 11,246	$ 11,431	$ 9,689	$ 8,424	$ 8,696	$ 6,776	$ 13,591	$ 13,529	49.86%
45109 - FICA/SS Subsidy	$ (154)	$ -	$ -	$ -	$ -	$ -	$ -	$ -	0.00%
45200 - IMRF Contribution	$ 11,778	$ 13,108	$ 8,617	$ 5,710	$ 5,229	$ 4,817	$ 9,700	$ 9,656	49.66%
45209 - IMRF Subsidy	$ (184)	$ -	$ -	$ -	$ -	$ -	$ -	$ -	0.00%
53010 - Workers Compensation	$ 5,412	$ 6,324	$ 6,061	$ 5,200	$ 3,643	$ 3,074	$ 3,074	$ 3,060	100.00%
Personnel Services- Salaries & Wages	**$ 150,358**	**$ 155,244**	**$ 131,099**	**$ 112,890**	**$ 116,601**	**$ 90,810**	**$ 177,623**	**$ 176,820**	**51.12%**
40000 - Salaries and Wages	$ 152,648	$ 155,244	$ 131,099	$ 112,890	$ 116,601	$ 90,810	$ 177,623	$ 176,820	51.12%

Committee Revenue Budget Report - by Account Detail

Through September 30, 2025 (83.3% YTD, 84.62% Payroll Expense through Pay Period Ending 09/27/2025)

***2020, 2021, 2022, 2023 and 2024 Actual Fiscal Year**

Department / Fund / Account Classification	2020 Actual Amount*	2021 Actual Amount*	2022 Actual Amount*	2023 Actual Amount*	2024 Actual Amount*	2025 Actual Amount	2025 Amended Budget	2025 Adopted Budget	2025 YTD% Actual/Amended Budget
40002 - Non-Union Wage Increase	$ -	$ -	$ -	$ -	$ -	$ -	$ -	$ -	0.00%
40003 - Cost of Living Increase	$ -	$ -	$ -	$ -	$ -	$ -	$ -	$ -	0.00%
40009 - Salaries and Wages Subsidy	$ (2,290)	$ -	$ -	$ -	$ -	$ -	$ -	$ -	0.00%
230 Regional Office of Education									
001 General Fund									
Expenses	***$ 315,952***	***$ 320,825***	***$ 411,252***	***$ 438,858***	***$ 376,276***	***$ 311,457***	***$ 401,685***	***$ 399,322***	***77.54%***
Contractual Services	**$ -**	**$ -**	**$ -**	**$ -**	**$ -**	**$ -**	**$ 4,575**	**$ 4,575**	**0.00%**
50150 - Contractual/Consulting Services	$ -	$ -	$ -	$ -	$ -	$ -	$ 4,575	$ 4,575	0.00%
Personnel Services- Employee Benefits	**$ 45,338**	**$ 56,932**	**$ 74,094**	**$ 76,553**	**$ 80,480**	**$ -**	**$ 167,328**	**$ 167,328**	**0.00%**
45000 - Healthcare Contribution	$ 44,708	$ 56,391	$ 73,225	$ 75,844	$ 79,389	$ -	$ 106,747	$ 106,747	0.00%
45010 - Dental Contribution	$ 630	$ 541	$ 870	$ 709	$ 1,091	$ -	$ 1,988	$ 1,988	0.00%
45100 - FICA/SS Contribution	$ -	$ -	$ -	$ -	$ -	$ -	$ 30,204	$ 30,204	0.00%
45200 - IMRF Contribution	$ -	$ -	$ -	$ -	$ -	$ -	$ 21,557	$ 21,557	0.00%
53010 - Workers Compensation	$ -	$ -	$ -	$ -	$ -	$ -	$ 6,832	$ 6,832	0.00%
Personnel Services- Salaries & Wages	**$ 270,614**	**$ 263,893**	**$ 337,158**	**$ 362,305**	**$ 376,276**	**$ 311,457**	**$ 397,110**	**$ 394,747**	**78.43%**
40000 - Salaries and Wages	$ 270,614	$ 263,893	$ 337,158	$ 362,305	$ 376,276	$ 311,457	$ 397,110	$ 394,747	78.43%
40002 - Non-Union Wage Increase	$ -	$ -	$ -	$ -	$ -	$ -	$ -	$ -	0.00%
40003 - Cost of Living Increase	$ -	$ -	$ -	$ -	$ -	$ -	$ -	$ -	0.00%
Services	**$ -**	**$ -**	**$ -**	**$ -**	**$ (80,480)**	**$ -**	**$ (167,328)**	**$ (167,328)**	**0.00%**
45005 - Healthcare Contribution Contra Account	$ -	$ -	$ -	$ -	$ (79,389)	$ -	$ (106,747)	$ (106,747)	0.00%
45015 - Dental Insurance Contra Account	$ -	$ -	$ -	$ -	$ (1,091)	$ -	$ (1,988)	$ (1,988)	0.00%
45105 - FICA/SS Contribution Contra Account	$ -	$ -	$ -	$ -	$ -	$ -	$ (30,204)	$ (30,204)	0.00%
45205 - IMRF Contribution Contra Account	$ -	$ -	$ -	$ -	$ -	$ -	$ (21,557)	$ (21,557)	0.00%
53015 - Worker's Comp Contra Account	$ -	$ -	$ -	$ -	$ -	$ -	$ (6,832)	$ (6,832)	0.00%
240 Judiciary and Courts									
001 General Fund									
Revenue	***$ 312,267***	***$ 802,507***	***$ 955,012***	***$ 906,246***	***$ 1,040,573***	***$ 623,489***	***$ 814,150***	***$ 814,150***	***76.58%***
Other	**$ 55,064**	**$ -**	**$ 53,697**	**$ -**	**$ 8,454**	**$ 8,412**	**$ 5,000**	**$ 5,000**	**168.25%**
38900 - Miscellaneous Other	$ 55,064	$ -	$ 53,697	$ -	$ 8,454	$ 8,412	$ 5,000	$ 5,000	168.25%
Reimbursements	**$ -**	**$ 463,131**	**$ 540,646**	**$ 545,614**	**$ 645,926**	**$ 316,731**	**$ 485,000**	**$ 485,000**	**65.31%**
37630 - Interpreter Service Reimbursements	$ -	$ 463,131	$ 540,646	$ 545,614	$ 645,926	$ 316,731	$ 485,000	$ 485,000	65.31%
Charges for Services	**$ 156,203**	**$ 123,444**	**$ 108,898**	**$ 96,761**	**$ 103,638**	**$ 73,692**	**$ 95,000**	**$ 95,000**	**77.57%**
34520 - Mental Health/Specialty Court Fees	$ 156,203	$ 123,444	$ 108,898	$ 96,761	$ 103,638	$ 73,692	$ 95,000	$ 95,000	77.57%
Grants	**$ 1,361**	**$ 552**	**$ 5,122**	**$ 2,744**	**$ 2,928**	**$ 848**	**$ 4,150**	**$ 4,150**	**20.43%**
33700 - Child Protection Data Court Grant	$ 1,361	$ 552	$ 5,122	$ 2,744	$ 2,928	$ 848	$ 4,150	$ 4,150	20.43%
Fines	**$ 99,639**	**$ 215,380**	**$ 246,650**	**$ 261,128**	**$ 279,628**	**$ 223,806**	**$ 225,000**	**$ 225,000**	**99.47%**
36115 - Judicial Technology Fine	$ 99,639	$ 215,380	$ 246,650	$ 261,128	$ 279,628	$ 223,806	$ 225,000	$ 225,000	99.47%
Expenses	***$ 2,701,078***	***$ 3,146,700***	***$ 3,523,837***	***$ 3,803,491***	***$ 3,651,612***	***$ 2,860,607***	***$ 4,502,070***	***$ 4,487,446***	***63.54%***
Capital	**$ -**	**$ 16,250**	**$ -**	**$ -**	**$ -**	**$ -**	**$ -**	**$ -**	**0.00%**
70080 - Office Furniture	$ -	$ 16,250	$ -	$ -	$ -	$ -	$ -	$ -	0.00%
70100 - Copiers	$ -	$ -	$ -	$ -	$ -	$ -	$ -	$ -	0.00%

Committee Revenue Budget Report - by Account Detail

Through September 30, 2025 (83.3% YTD, 84.62% Payroll Expense through Pay Period Ending 09/27/2025)

***2020, 2021, 2022, 2023 and 2024 Actual Fiscal Year**

Department / Fund / Account Classification	2020 Actual Amount*	2021 Actual Amount*	2022 Actual Amount*	2023 Actual Amount*	2024 Actual Amount*	2025 Actual Amount	2025 Amended Budget	2025 Adopted Budget	2025 YTD% Actual/Amended Budget
Commodities	**$ 82,244**	**$ 117,390**	**$ 97,198**	**$ 114,701**	**$ 89,047**	**$ 85,551**	**$ 118,400**	**$ 118,400**	**72.26%**
60000 - Office Supplies	$ 8,231	$ 9,605	$ 15,217	$ 8,447	$ 8,428	$ 6,124	$ 13,500	$ 13,500	45.36%
60010 - Operating Supplies	$ 14,183	$ 17,760	$ 18,722	$ 13,260	$ 13,750	$ 8,336	$ 20,000	$ 20,000	41.68%
60020 - Computer Related Supplies	$ 171	$ 10,977	$ 9,347	$ 15,067	$ 2,724	$ 736	$ 15,000	$ 15,000	4.90%
60040 - Postage	$ -	$ 22	$ 52	$ 1,158	$ 93	$ -	$ 1,500	$ 1,500	0.00%
60050 - Books and Subscriptions	$ 56,624	$ 74,542	$ 36,779	$ 71,754	$ 59,370	$ 67,880	$ 60,000	$ 60,000	113.13%
60055 - Office Equipment - Non Capital	$ -	$ 3,250	$ -	$ -	$ -	$ -	$ -	$ -	0.00%
60070 - Computer Hardware- Non Capital	$ -	$ -	$ 14,981	$ -	$ -	$ -	$ -	$ -	0.00%
60080 - Employee Recognition Supplies	$ 494	$ 924	$ 1,497	$ 4,017	$ 2,796	$ 1,920	$ 5,000	$ 5,000	38.39%
60210 - Uniform Supplies	$ 886	$ 518	$ 604	$ 998	$ 1,886	$ 556	$ 2,400	$ 2,400	23.16%
60265 - Public Health Commodities - Coronavirus	$ -	$ (208)	$ -	$ -	$ -	$ -	$ -	$ -	0.00%
60570 - Office Furniture - Non-Capital	$ 1,655	$ -	$ -	$ -	$ -	$ -	$ -	$ -	0.00%
64000 - Telephone	$ -	$ -	$ -	$ -	$ -	$ -	$ 1,000	$ 1,000	0.00%
Contractual Services	**$ 978,305**	**$ 1,072,541**	**$ 1,345,647**	**$ 1,441,454**	**$ 1,484,302**	**$ 1,175,113**	**$ 2,045,922**	**$ 2,045,922**	**57.44%**
50040 - State of Illinois Salaries	$ -	$ -	$ -	$ -	$ 15,334	$ -	$ 16,000	$ 16,000	0.00%
50050 - Jurors- Circuit Court	$ 117,436	$ 120,567	$ 121,612	$ 132,809	$ 137,700	$ 123,105	$ 300,000	$ 300,000	41.04%
50060 - Jurors- Grand Jury	$ 3,378	$ 174	$ -	$ -	$ -	$ -	$ 1,000	$ 1,000	0.00%
50070 - Jurors' Expense	$ 106,365	$ 107,696	$ 121,665	$ 147,990	$ 112,991	$ 96,277	$ 266,722	$ 266,722	36.10%
50120 - Per Diem Expense	$ 126,248	$ 136,848	$ 43,930	$ 36,490	$ 75,561	$ 53,517	$ 169,000	$ 169,000	31.67%
50150 - Contractual/Consulting Services	$ 400,352	$ 489,532	$ 657,422	$ 654,638	$ 679,305	$ 618,156	$ 625,000	$ 625,000	98.91%
50190 - Court Appointed Counsel	$ 191,916	$ 149,681	$ 239,267	$ 261,444	$ 295,892	$ 198,210	$ 241,000	$ 241,000	82.24%
50200 - Psychological/Psychiatric Srvs	$ 11,850	$ 13,903	$ 23,600	$ 5,250	$ 6,553	$ -	$ 70,000	$ 70,000	0.00%
50235 - Public Health Services - Coronavirus	$ -	$ 208	$ -	$ -	$ -	$ -	$ -	$ -	0.00%
50665 - Judicial Technology Fine Expenses	$ -	$ -	$ -	$ 2,262	$ 47,952	$ 15,362	$ 112,700	$ 112,700	13.63%
52160 - Repairs and Maint- Equipment	$ 4,784	$ 29,785	$ 11,302	$ 4,900	$ 3,375	$ -	$ 17,500	$ 17,500	0.00%
52190 - Equipment Rental	$ 5,647	$ 6,299	$ 10,339	$ 14,048	$ 12,800	$ 9,270	$ 17,500	$ 17,500	52.97%
53000 - Liability Insurance	$ 1,984	$ 1,984	$ 5,952	$ 4,366	$ 4,366	$ 4,368	$ 5,000	$ 5,000	87.36%
53060 - General Printing	$ 350	$ 334	$ 1,694	$ 634	$ 208	$ -	$ 1,000	$ 1,000	0.00%
53100 - Conferences and Meetings	$ 3,365	$ 4,493	$ 13,963	$ 19,540	$ 11,066	$ 10,067	$ 20,000	$ 20,000	50.34%
53110 - Employee Training	$ -	$ -	$ -	$ 990	$ 1,478	$ 495	$ 5,000	$ 5,000	9.90%
53120 - Employee Mileage Expense	$ 439	$ 406	$ 951	$ 1,691	$ 696	$ 1,095	$ 3,000	$ 3,000	36.50%
53130 - General Association Dues	$ 70	$ 95	$ 370	$ 620	$ 364	$ 200	$ 500	$ 500	40.00%
55000 - Miscellaneous Contractual Exp	$ 4,119	$ 10,535	$ 93,581	$ 153,781	$ 78,661	$ 44,990	$ 175,000	$ 175,000	25.71%
Personnel Services- Employee Benefits	**$ 284,297**	**$ 337,414**	**$ 385,244**	**$ 386,102**	**$ 388,987**	**$ -**	**$ 832,054**	**$ 832,054**	**0.00%**
45000 - Healthcare Contribution	$ 306,494	$ 325,961	$ 374,030	$ 375,054	$ 377,205	$ -	$ 478,626	$ 478,626	0.00%
45009 - Healthcare Subsidy	$ (31,707)	$ -	$ -	$ -	$ -	$ -	$ -	$ -	0.00%
45010 - Dental Contribution	$ 10,683	$ 11,453	$ 11,214	$ 11,048	$ 11,782	$ -	$ 14,565	$ 14,565	0.00%
45019 - Dental Subsidy	$ (1,173)	$ -	$ -	$ -	$ -	$ -	$ -	$ -	0.00%
45100 - FICA/SS Contribution	$ -	$ -	$ -	$ -	$ -	$ -	$ 176,901	$ 176,901	0.00%
45200 - IMRF Contribution	$ -	$ -	$ -	$ -	$ -	$ -	$ 121,758	$ 121,758	0.00%
45400 - Uniform Allowance	$ -	$ -	$ -	$ -	$ -	$ -	$ -	$ -	0.00%
53010 - Workers Compensation	$ -	$ -	$ -	$ -	$ -	$ -	$ 40,204	$ 40,204	0.00%
Personnel Services- Salaries & Wages	**$ 1,356,233**	**$ 1,579,952**	**$ 1,695,748**	**$ 1,861,234**	**$ 2,078,263**	**$ 1,599,943**	**$ 2,337,748**	**$ 2,323,124**	**68.44%**
40000 - Salaries and Wages	$ 1,492,345	$ 1,554,500	$ 1,680,214	$ 1,845,740	$ 2,073,114	$ 1,597,154	$ 2,327,747	$ 2,313,123	68.61%
40003 - Cost of Living Increase	$ -	$ -	$ -	$ -	$ -	$ -	$ -	$ -	0.00%
40005 - New Position Budget Moved to Contingency	$ -	$ -	$ -	$ -	$ -	$ -	$ -	$ -	0.00%
40007 - Equity Study Adjustments	$ -	$ -	$ -	$ -	$ -	$ -	$ -	$ -	0.00%
40009 - Salaries and Wages Subsidy	$ (150,591)	$ (1,843)	$ -	$ -	$ -	$ -	$ -	$ -	0.00%
40040 - Lump Sum Distribution	$ -	$ 11,000	$ -	$ -	$ -	$ -	$ -	$ -	0.00%

Committee Revenue Budget Report - by Account Detail

Through September 30, 2025 (83.3% YTD, 84.62% Payroll Expense through Pay Period Ending 09/27/2025)

***2020, 2021, 2022, 2023 and 2024 Actual Fiscal Year**

Department / Fund / Account Classification	2020 Actual Amount*	2021 Actual Amount*	2022 Actual Amount*	2023 Actual Amount*	2024 Actual Amount*	2025 Actual Amount	2025 Amended Budget	2025 Adopted Budget	2025 YTD% Actual/Amended Budget
40120 - Seasonal/Temporary Salaries	$ -	$ -	$ -	$ -	$ -	$ -	$ -	$ -	0.00%
40200 - Overtime Salaries	$ 2,536	$ 3,171	$ 3,121	$ 5,244	$ 4,555	$ 2,789	$ 10,001	$ 10,001	27.89%
40300 - Employee Per Diem	$ -	$ 680	$ -	$ -	$ 595	$ -	$ -	$ -	0.00%
40310 - Bond Call	$ 11,943	$ 12,445	$ 12,413	$ 10,250	$ -	$ -	$ -	$ -	0.00%
Services	**$ -**	**$ -**	**$ -**	**$ -**	**$ (388,987)**	**$ -**	**$ (832,054)**	**$ (832,054)**	**0.00%**
45005 - Healthcare Contribution Contra Account	$ -	$ -	$ -	$ -	$ (377,205)	$ -	$ (478,626)	$ (478,626)	0.00%
45015 - Dental Insurance Contra Account	$ -	$ -	$ -	$ -	$ (11,782)	$ -	$ (14,565)	$ (14,565)	0.00%
45105 - FICA/SS Contribution Contra Account	$ -	$ -	$ -	$ -	$ -	$ -	$ (176,901)	$ (176,901)	0.00%
45205 - IMRF Contribution Contra Account	$ -	$ -	$ -	$ -	$ -	$ -	$ (121,758)	$ (121,758)	0.00%
53015 - Worker's Comp Contra Account	$ -	$ -	$ -	$ -	$ -	$ -	$ (40,204)	$ (40,204)	0.00%
Transfers Out	**$ -**	**$ 23,153**	**$ -**	**$ -**	**$ -**	**$ -**	**$ -**	**$ -**	**0.00%**
99000 - Transfer To Other Funds	$ -	$ 23,153	$ -	$ -	$ -	$ -	$ -	$ -	0.00%
99200 - Transfer to Court Automation Fund 200	$ -	$ -	$ -	$ -	$ -	$ -	$ -	$ -	0.00%
195 Children's Waiting Room									
Revenue	***$ 343,260***	***$ 236,727***	***$ 259,153***	***$ 288,745***	***$ 314,293***	***$ 263,862***	***$ 148,750***	***$ 148,750***	***177.39%***
Interest Revenue	**$ 6,843**	**$ (528)**	**$ (4,065)**	**$ 13,989**	**$ 26,813**	**$ 20,404**	**$ 12,000**	**$ 12,000**	**170.04%**
38000 - Investment Income	$ 6,843	$ (528)	$ (4,065)	$ 13,989	$ 26,813	$ 20,404	$ 12,000	$ 12,000	170.04%
Other	**$ -**	**$ -**	**$ -**	**$ -**	**$ -**	**$ -**	**$ -**	**$ -**	**0.00%**
39900 - Fund Balance Utilization	$ -	$ -	$ -	$ -	$ -	$ -	$ -	$ -	0.00%
Charges for Services	**$ 336,417**	**$ 237,255**	**$ 263,218**	**$ 274,756**	**$ 287,480**	**$ 243,458**	**$ 136,750**	**$ 136,750**	**178.03%**
34270 - Children's Waiting Room Fees	$ 336,417	$ 237,255	$ 263,218	$ 274,756	$ 287,480	$ 243,458	$ 136,750	$ 136,750	178.03%
Expenses	***$ 103,692***	***$ 606,923***	***$ 135,394***	***$ 159,768***	***$ 161,290***	***$ 128,363***	***$ 148,750***	***$ 148,750***	***86.29%***
Commodities	**$ -**	**$ -**	**$ 361**	**$ -**	**$ -**	**$ -**	**$ -**	**$ -**	**0.00%**
60000 - Office Supplies	$ -	$ -	$ 361	$ -	$ -	$ -	$ -	$ -	0.00%
Contingency and Other	**$ -**	**$ -**	**$ -**	**$ -**	**$ -**	**$ -**	**$ 3,995**	**$ 3,995**	**0.00%**
89000 - Addition to Fund Balance	$ -	$ -	$ -	$ -	$ -	$ -	$ 3,995	$ 3,995	0.00%
Contractual Services	**$ 91,692**	**$ 129,060**	**$ 123,033**	**$ 147,768**	**$ 149,290**	**$ 116,363**	**$ 132,755**	**$ 132,755**	**87.65%**
50150 - Contractual/Consulting Services	$ 91,692	$ 129,060	$ 123,033	$ 147,768	$ 149,290	$ 116,363	$ 132,755	$ 132,755	87.65%
53000 - Liability Insurance	$ -	$ -	$ -	$ -	$ -	$ -	$ -	$ -	0.00%
Transfers Out	**$ 12,000**	**$ 477,863**	**$ 12,000**	**$ 12,000**	**$ 12,000**	**$ 12,000**	**$ 12,000**	**$ 12,000**	**100.00%**
99000 - Transfer To Other Funds	$ 12,000	$ 477,863	$ -	$ -	$ -	$ -	$ -	$ -	0.00%
99001 - Transfer to General Fund 001	$ -	$ -	$ 12,000	$ 12,000	$ 12,000	$ 12,000	$ 12,000	$ 12,000	100.00%
196 D.U.I.									
Revenue	***$ 46,152***	***$ 20,257***	***$ 5,194***	***$ 16,080***	***$ 15,158***	***$ 9,610***	***$ 20,000***	***$ 20,000***	***48.05%***
Interest Revenue	**$ 2,563**	**$ (1)**	**$ (2,812)**	**$ 10,399**	**$ 13,441**	**$ 8,191**	**$ 8,000**	**$ 8,000**	**102.39%**
38000 - Investment Income	$ 2,563	$ (1)	$ (2,812)	$ 10,399	$ 13,441	$ 8,191	$ 8,000	$ 8,000	102.39%
Fines	**$ 43,590**	**$ 20,258**	**$ 8,006**	**$ 5,681**	**$ 1,717**	**$ 1,419**	**$ 12,000**	**$ 12,000**	**11.82%**
36050 - DUI Fines	$ 43,590	$ 20,258	$ 8,006	$ 5,681	$ 1,717	$ 1,419	$ 12,000	$ 12,000	11.82%
Expenses	***$ -***	***$ -***	***$ -***	***$ -***	***$ -***	***$ -***	***$ 20,000***	***$ 20,000***	***0.00%***
Contingency and Other	**$ -**	**$ -**	**$ -**	**$ -**	**$ -**	**$ -**	**$ 14,770**	**$ 14,770**	**0.00%**
89000 - Addition to Fund Balance	$ -	$ -	$ -	$ -	$ -	$ -	$ 14,770	$ 14,770	0.00%
Contractual Services	**$ -**	**$ -**	**$ -**	**$ -**	**$ -**	**$ -**	**$ 5,230**	**$ 5,230**	**0.00%**
50150 - Contractual/Consulting Services	$ -	$ -	$ -	$ -	$ -	$ -	$ 5,230	$ 5,230	0.00%

Committee Revenue Budget Report - by Account Detail

Through September 30, 2025 (83.3% YTD, 84.62% Payroll Expense through Pay Period Ending 09/27/2025)

***2020, 2021, 2022, 2023 and 2024 Actual Fiscal Year**

Department / Fund / Account Classification	2020 Actual Amount*	2021 Actual Amount*	2022 Actual Amount*	2023 Actual Amount*	2024 Actual Amount*	2025 Actual Amount	2025 Amended Budget	2025 Adopted Budget	2025 YTD% Actual/Amended Budget
197 Foreclosure Mediation Fund									
Revenue	***$ 28,116***	***$ 26,963***	***$ 46,609***	***$ 26,580***	***$ 7,316***	***$ 4,485***	***$ 62,758***	***$ 62,758***	***7.15%***
Interest Revenue	**$ 2,316**	**$ (37)**	**$ (1,691)**	**$ 6,780**	**$ 7,316**	**$ 4,485**	**$ 4,758**	**$ 4,758**	**94.26%**
38000 - Investment Income	$ 2,316	$ (37)	$ (1,691)	$ 6,780	$ 7,316	$ 4,485	$ 4,758	$ 4,758	94.26%
Other	**$ -**	**$ -**	**$ -**	**$ -**	**$ -**	**$ -**	**$ -**	**$ -**	**0.00%**
39900 - Fund Balance Utilization	$ -	$ -	$ -	$ -	$ -	$ -	$ -	$ -	0.00%
Charges for Services	**$ 25,800**	**$ 9,900**	**$ 48,300**	**$ 19,800**	**$ -**	**$ -**	**$ 58,000**	**$ 58,000**	**0.00%**
34375 - Foreclosure Filing Fee	$ 25,800	$ 9,900	$ 48,300	$ 19,800	$ -	$ -	$ 58,000	$ 58,000	0.00%
Transfers In	**$ -**	**$ 17,100**	**$ -**	**$ -**	**$ -**	**$ -**	**$ -**	**$ -**	**0.00%**
39000 - Transfer From Other Funds	$ -	$ 17,100	$ -	$ -	$ -	$ -	$ -	$ -	0.00%
Expenses	***$ 44,378***	***$ 50,710***	***$ 20,900***	***$ 33,822***	***$ -***	***$ -***	***$ 62,758***	***$ 62,758***	***0.00%***
Commodities	**$ 284**	**$ -**	**$ -**	**$ -**	**$ -**	**$ -**	**$ 2,000**	**$ 2,000**	**0.00%**
60000 - Office Supplies	$ 284	$ -	$ -	$ -	$ -	$ -	$ 2,000	$ 2,000	0.00%
Contingency and Other	**$ -**	**$ -**	**$ -**	**$ -**	**$ -**	**$ -**	**$ 4,168**	**$ 4,168**	**0.00%**
89000 - Addition to Fund Balance	$ -	$ -	$ -	$ -	$ -	$ -	$ 4,168	$ 4,168	0.00%
Contractual Services	**$ 44,094**	**$ 50,710**	**$ 20,900**	**$ 30,909**	**$ -**	**$ -**	**$ 56,590**	**$ 56,590**	**0.00%**
50150 - Contractual/Consulting Services	$ 44,094	$ 50,710	$ 20,900	$ 30,909	$ -	$ -	$ 56,590	$ 56,590	0.00%
Transfers Out	**$ -**	**$ -**	**$ -**	**$ 2,913**	**$ -**	**$ -**	**$ -**	**$ -**	**0.00%**
99001 - Transfer to General Fund 001	$ -	$ -	$ -	$ 2,913	$ -	$ -	$ -	$ -	0.00%
492 Marriage Fees									
Revenue	***$ 5,440***	***$ 9,680***	***$ 10,321***	***$ 10,892***	***$ 10,890***	***$ 7,693***	***$ 3,121***	***$ 3,121***	***246.49%***
Interest Revenue	**$ -**	**$ -**	**$ (49)**	**$ 167**	**$ 210**	**$ 53**	**$ 121**	**$ 121**	**43.88%**
38000 - Investment Income	$ -	$ -	$ (49)	$ 167	$ 210	$ 53	$ 121	$ 121	43.88%
Charges for Services	**$ 5,440**	**$ 6,080**	**$ 10,370**	**$ 10,725**	**$ 10,680**	**$ 7,640**	**$ 3,000**	**$ 3,000**	**254.67%**
35390 - Wedding Fee	$ 5,440	$ 6,080	$ 10,370	$ 10,725	$ 10,680	$ 7,640	$ 3,000	$ 3,000	254.67%
Transfers In	**$ -**	**$ 3,600**	**$ -**	**$ -**	**$ -**	**$ -**	**$ -**	**$ -**	**0.00%**
39000 - Transfer From Other Funds	$ -	$ 3,600	$ -	$ -	$ -	$ -	$ -	$ -	0.00%
Expenses	***$ 11,489***	***$ 10,598***	***$ 9,912***	***$ 12,666***	***$ 10,774***	***$ 10,709***	***$ 3,121***	***$ 3,121***	***343.14%***
Commodities	**$ 1,404**	**$ 513**	**$ 517**	**$ 12,666**	**$ 10,774**	**$ 10,709**	**$ 3,121**	**$ 3,121**	**343.14%**
60010 - Operating Supplies	$ 1,404	$ 513	$ 517	$ 12,666	$ 10,774	$ 10,709	$ 3,121	$ 3,121	343.14%
Contingency and Other	**$ -**	**$ -**	**$ -**	**$ -**	**$ -**	**$ -**	**$ -**	**$ -**	**0.00%**
89000 - Addition to Fund Balance	$ -	$ -	$ -	$ -	$ -	$ -	$ -	$ -	0.00%
Contractual Services	**$ 10,085**	**$ 10,085**	**$ 9,395**	**$ -**	**$ -**	**$ -**	**$ -**	**$ -**	**0.00%**
53130 - General Association Dues	$ 10,085	$ 10,085	$ 9,395	$ -	$ -	$ -	$ -	$ -	0.00%

Committee Revenue Budget Report - by Account Detail

Through September 30, 2025 (83.3% YTD, 84.62% Payroll Expense through Pay Period Ending 09/27/2025)

***2020, 2021, 2022, 2023 and 2024 Actual Fiscal Year**

Department / Fund / Account Classification	2020 Actual Amount*	2021 Actual Amount*	2022 Actual Amount*	2023 Actual Amount*	2024 Actual Amount*	2025 Actual Amount	2025 Amended Budget	2025 Adopted Budget	2025 YTD% Actual/Amended Budget
250 Circuit Clerk									
001 General Fund									
Revenue	***$ 4,507,471***	***$ 3,872,703***	***$ 3,699,797***	***$ 3,716,799***	***$ 3,582,824***	***$ 2,853,895***	***$ 3,342,000***	***$ 3,342,000***	***85.39%***
Interest Revenue	**$ 7,989**	**$ 7,997**	**$ 2,993**	**$ 12,307**	**$ 16,846**	**$ 10,274**	**$ 7,000**	**$ 7,000**	**146.77%**
38030 - Investment Income- Other Depts	$ 7,989	$ 7,997	$ 2,993	$ 12,307	$ 16,846	$ 10,274	$ 7,000	$ 7,000	146.77%
Charges for Services	**$ 4,469,814**	**$ 3,863,968**	**$ 3,695,702**	**$ 3,696,761**	**$ 3,565,953**	**$ 2,843,249**	**$ 3,335,000**	**$ 3,335,000**	**85.25%**
34200 - General Circuit Division Fees	$ 3,424,706	$ 2,948,599	$ 2,838,423	$ 2,863,914	$ 2,782,747	$ 2,158,051	$ 2,870,000	$ 2,870,000	75.19%
34210 - 10% Bond Fees	$ 420,949	$ 474,986	$ 412,807	$ 363,401	$ 39,010	$ 11,682	$ -	$ -	0.00%
34220 - Mailing Fees	$ 45,597	$ 40,823	$ 32,745	$ 42,014	$ 40,593	$ 48,966	$ 45,000	$ 45,000	108.81%
34230 - County Court System Fees	$ 578,481	$ 399,535	$ 411,702	$ 427,432	$ 456,505	$ 365,901	$ 420,000	$ 420,000	87.12%
35260 - Additional Circuit Divison Fees	$ 81	$ 25	$ 25	$ -	$ 247,098	$ 258,648	$ -	$ -	0.00%
Transfers In	**$ -**	**$ -**	**$ -**	**$ 7,631**	**$ -**	**$ -**	**$ -**	**$ -**	**0.00%**
39355 - Transfer from American Rescue Plan Fund 355	$ -	$ -	$ -	$ 7,631	$ -	$ -	$ -	$ -	0.00%
Fines	**$ 29,668**	**$ 739**	**$ 1,103**	**$ 100**	**$ 25**	**$ 372**	**$ -**	**$ -**	**0.00%**
36050 - DUI Fines	$ 29,668	$ 739	$ 1,103	$ 100	$ 25	$ 372	$ -	$ -	0.00%
Expenses	***$ 3,225,120***	***$ 3,355,088***	***$ 3,668,282***	***$ 4,666,994***	***$ 4,482,421***	***$ 3,322,539***	***$ 5,260,498***	***$ 5,253,440***	***63.16%***
Capital	**$ -**	**$ -**	**$ -**	**$ 2,444**	**$ -**	**$ -**	**$ 82,230**	**$ 82,230**	**0.00%**
70000 - Computers	$ -	$ -	$ -	$ 2,444	$ -	$ -	$ 82,230	$ 82,230	0.00%
Commodities	**$ 17,105**	**$ 28,900**	**$ 20,873**	**$ 51,760**	**$ 57,034**	**$ 40,965**	**$ 154,242**	**$ 154,242**	**26.56%**
60000 - Office Supplies	$ 15,722	$ 27,304	$ 15,200	$ 48,298	$ 56,908	$ 40,908	$ 141,212	$ 141,212	28.97%
60050 - Books and Subscriptions	$ -	$ 1,506	$ 1,489	$ -	$ -	$ -	$ 600	$ 600	0.00%
60265 - Public Health Commodities - Coronavirus	$ -	$ -	$ -	$ -	$ -	$ -	$ -	$ -	0.00%
63040 - Fuel- Vehicles	$ 45	$ 90	$ 69	$ 114	$ 126	$ 57	$ 500	$ 500	11.32%
64000 - Telephone	$ 1,339	$ -	$ 4,115	$ 3,347	$ -	$ -	$ 11,930	$ 11,930	0.00%
Contractual Services	**$ 76,942**	**$ 35,669**	**$ 46,907**	**$ 55,858**	**$ 51,576**	**$ 23,437**	**$ 221,540**	**$ 221,540**	**10.58%**
50160 - Legal Services	$ 2,169	$ 1,266	$ 1,230	$ 2,075	$ 5,023	$ 2,160	$ 35,400	$ 35,400	6.10%
50235 - Public Health Services - Coronavirus	$ -	$ -	$ 4,983	$ -	$ -	$ -	$ -	$ -	0.00%
52160 - Repairs and Maint- Equipment	$ 3,534	$ 10,470	$ 9,998	$ 7,845	$ 3,153	$ 231	$ 11,480	$ 11,480	2.01%
52230 - Repairs and Maint- Vehicles	$ -	$ 72	$ -	$ -	$ -	$ -	$ 5,000	$ 5,000	0.00%
53060 - General Printing	$ 26,280	$ 2,293	$ 540	$ 13,352	$ 9,275	$ -	$ 35,500	$ 35,500	0.00%
53070 - Legal Printing	$ -	$ -	$ 120	$ -	$ -	$ -	$ -	$ -	0.00%
53100 - Conferences and Meetings	$ 20,300	$ 6,972	$ 9,744	$ 6,808	$ 8,418	$ 5,744	$ 30,250	$ 30,250	18.99%
53110 - Employee Training	$ 9,615	$ 95	$ 759	$ 3,598	$ 96	$ -	$ 27,740	$ 27,740	0.00%
53120 - Employee Mileage Expense	$ 13,638	$ 13,214	$ 18,122	$ 20,701	$ 24,366	$ 13,977	$ 73,200	$ 73,200	19.09%
53130 - General Association Dues	$ 1,406	$ 1,287	$ 1,412	$ 1,480	$ 1,245	$ 1,325	$ 2,670	$ 2,670	49.63%
53170 - Employee Medical Expense	$ -	$ -	$ -	$ -	$ -	$ -	$ 300	$ 300	0.00%
Personnel Services- Employee Benefits	**$ 538,634**	**$ 539,532**	**$ 739,414**	**$ 877,515**	**$ 944,096**	**$ -**	**$ 1,754,213**	**$ 1,754,213**	**0.00%**
45000 - Healthcare Contribution	$ 564,296	$ 520,645	$ 715,651	$ 851,252	$ 915,681	$ -	$ 1,010,571	$ 1,010,571	0.00%
45009 - Healthcare Subsidy	$ (42,732)	$ -	$ -	$ -	$ -	$ -	$ -	$ -	0.00%
45010 - Dental Contribution	$ 18,561	$ 18,887	$ 23,763	$ 26,264	$ 28,415	$ -	$ 31,818	$ 31,818	0.00%
45019 - Dental Subsidy	$ (1,492)	$ -	$ -	$ -	$ -	$ -	$ -	$ -	0.00%
45100 - FICA/SS Contribution	$ -	$ -	$ -	$ -	$ -	$ -	$ 366,943	$ 366,943	0.00%
45200 - IMRF Contribution	$ -	$ -	$ -	$ -	$ -	$ -	$ 261,871	$ 261,871	0.00%
53010 - Workers Compensation	$ -	$ -	$ -	$ -	$ -	$ -	$ 83,010	$ 83,010	0.00%
Personnel Services- Salaries & Wages	**$ 2,592,439**	**$ 2,750,988**	**$ 2,855,446**	**$ 3,679,417**	**$ 4,373,811**	**$ 3,258,138**	**$ 4,802,486**	**$ 4,795,428**	**67.84%**
40000 - Salaries and Wages	$ 2,714,573	$ 2,691,915	$ 2,806,710	$ 3,616,288	$ 4,285,007	$ 3,195,444	$ 4,802,486	$ 4,795,428	66.54%
40003 - Cost of Living Increase	$ -	$ -	$ -	$ -	$ -	$ -	$ -	$ -	0.00%
40005 - New Position Budget Moved to Contingency	$ -	$ -	$ -	$ -	$ -	$ -	$ -	$ -	0.00%

Committee Revenue Budget Report - by Account Detail

Through September 30, 2025 (83.3% YTD, 84.62% Payroll Expense through Pay Period Ending 09/27/2025)

***2020, 2021, 2022, 2023 and 2024 Actual Fiscal Year**

Department / Fund / Account Classification	2020 Actual Amount*	2021 Actual Amount*	2022 Actual Amount*	2023 Actual Amount*	2024 Actual Amount*	2025 Actual Amount	2025 Amended Budget	2025 Adopted Budget	2025 YTD% Actual/Amended Budget
40009 - Salaries and Wages Subsidy	$ (177,169)	$ -	$ -	$ -	$ -	$ -	$ -	$ -	0.00%
40200 - Overtime Salaries	$ 32,696	$ 35,942	$ 28,660	$ 34,801	$ 50,752	$ 35,641	$ -	$ -	0.00%
40310 - Bond Call	$ 22,339	$ 23,130	$ 20,076	$ 28,328	$ 38,051	$ 27,053	$ -	$ -	0.00%
Services	**$ -**	**$ -**	**$ -**	**$ -**	**$ (944,096)**	**$ -**	**$ (1,754,213)**	**$ (1,754,213)**	**0.00%**
45005 - Healthcare Contribution Contra Account	$ -	$ -	$ -	$ -	$ (915,681)	$ -	$ (1,010,571)	$ (1,010,571)	0.00%
45015 - Dental Insurance Contra Account	$ -	$ -	$ -	$ -	$ (28,415)	$ -	$ (31,818)	$ (31,818)	0.00%
45105 - FICA/SS Contribution Contra Account	$ -	$ -	$ -	$ -	$ -	$ -	$ (366,943)	$ (366,943)	0.00%
45205 - IMRF Contribution Contra Account	$ -	$ -	$ -	$ -	$ -	$ -	$ (261,871)	$ (261,871)	0.00%
53015 - Worker's Comp Contra Account	$ -	$ -	$ -	$ -	$ -	$ -	$ (83,010)	$ (83,010)	0.00%
Transfers Out	**$ -**	**$ -**	**$ 5,641**	**$ -**	**$ -**	**$ -**	**$ -**	**$ -**	**0.00%**
99010 - Transfer To Insurance Liability Fund 010	$ -	$ -	$ 1,496	$ -	$ -	$ -	$ -	$ -	0.00%
99110 - Transfer to Illinois Municipal Retirement Fund 110	$ -	$ -	$ 1,940	$ -	$ -	$ -	$ -	$ -	0.00%
99111 - Transfer to FICA/Social Security Fund 111	$ -	$ -	$ 2,205	$ -	$ -	$ -	$ -	$ -	0.00%
200 Court Automation									
Revenue	***$ 892,076***	***$ 1,044,703***	***$ 764,272***	***$ 802,345***	***$ 898,490***	***$ 718,276***	***$ 970,303***	***$ 967,611***	***74.03%***
Interest Revenue	**$ 12,798**	**$ 272**	**$ (8,020)**	**$ 32,304**	**$ 69,072**	**$ 54,773**	**$ 27,000**	**$ 27,000**	**202.86%**
38000 - Investment Income	$ 12,798	$ 272	$ (8,020)	$ 32,304	$ 69,072	$ 54,773	$ 27,000	$ 27,000	202.86%
Other	**$ -**	**$ -**	**$ -**	**$ -**	**$ -**	**$ -**	**$ 193,303**	**$ 190,611**	**0.00%**
39900 - Fund Balance Utilization	$ -	$ -	$ -	$ -	$ -	$ -	$ 193,303	$ 190,611	0.00%
Charges for Services	**$ 879,278**	**$ 793,531**	**$ 772,291**	**$ 767,912**	**$ 829,418**	**$ 663,504**	**$ 750,000**	**$ 750,000**	**88.47%**
35900 - Miscellaneous Fees	$ 879,278	$ 793,531	$ 772,291	$ 767,912	$ 829,418	$ 663,504	$ 750,000	$ 750,000	88.47%
Transfers In	**$ -**	**$ 250,900**	**$ -**	**$ 2,129**	**$ -**	**$ -**	**$ -**	**$ -**	**0.00%**
39000 - Transfer From Other Funds	$ -	$ 250,900	$ -	$ -	$ -	$ -	$ -	$ -	0.00%
39355 - Transfer from American Rescue Plan Fund 355	$ -	$ -	$ -	$ 2,129	$ -	$ -	$ -	$ -	0.00%
Expenses	***$ 1,143,879***	***$ 1,086,095***	***$ 748,568***	***$ 443,013***	***$ 341,008***	***$ 403,708***	***$ 970,303***	***$ 967,611***	***41.61%***
Capital	**$ -**	**$ -**	**$ -**	**$ -**	**$ -**	**$ -**	**$ 100,000**	**$ 100,000**	**0.00%**
70000 - Computers	$ -	$ -	$ -	$ -	$ -	$ -	$ -	$ -	0.00%
70020 - Computer Software- Capital	$ -	$ -	$ -	$ -	$ -	$ -	$ -	$ -	0.00%
70050 - Printers	$ -	$ -	$ -	$ -	$ -	$ -	$ -	$ -	0.00%
70090 - Office Equipment	$ -	$ -	$ -	$ -	$ -	$ -	$ 100,000	$ 100,000	0.00%
Commodities	**$ 13,709**	**$ 27,630**	**$ 3,796**	**$ 3,823**	**$ 3,744**	**$ 3,753**	**$ 170,250**	**$ 170,250**	**2.20%**
60020 - Computer Related Supplies	$ 3,413	$ 11,548	$ 172	$ -	$ -	$ -	$ 7,000	$ 7,000	0.00%
60070 - Computer Hardware- Non Capital	$ 10,296	$ 16,082	$ -	$ -	$ -	$ 1,561	$ 158,750	$ 158,750	0.98%
60265 - Public Health Commodities - Coronavirus	$ -	$ -	$ -	$ -	$ -	$ -	$ -	$ -	0.00%
64010 - Cellular Phone	$ -	$ -	$ 3,624	$ 3,823	$ 3,744	$ 2,192	$ 4,500	$ 4,500	48.70%
Contingency and Other	**$ -**	**$ -**	**$ -**	**$ -**	**$ -**	**$ -**	**$ -**	**$ -**	**0.00%**
89000 - Addition to Fund Balance	$ -	$ -	$ -	$ -	$ -	$ -	$ -	$ -	0.00%
Contractual Services	**$ 125,768**	**$ 132,553**	**$ 134,337**	**$ 42,188**	**$ 26,922**	**$ 20,731**	**$ 139,487**	**$ 139,402**	**14.86%**
52160 - Repairs and Maint- Equipment	$ 113,897	$ 86,773	$ 103,604	$ 16,701	$ 2,138	$ 2,159	$ 80,200	$ 80,200	2.69%
53000 - Liability Insurance	$ 10,475	$ 8,905	$ 12,606	$ 13,711	$ 12,101	$ 14,096	$ 14,096	$ 14,012	100.00%
53020 - Unemployment Claims	$ 302	$ 282	$ 3,293	$ 188	$ 196	$ 191	$ 191	$ 190	100.00%
53060 - General Printing	$ -	$ 28,301	$ 5,986	$ -	$ -	$ -	$ -	$ -	0.00%
53100 - Conferences and Meetings	$ 884	$ 7,979	$ 8,169	$ 11,195	$ 11,462	$ 4,098	$ 42,000	$ 42,000	9.76%
53120 - Employee Mileage Expense	$ 211	$ 313	$ 678	$ 393	$ 1,025	$ 187	$ 3,000	$ 3,000	6.23%
Personnel Services- Employee Benefits	**$ 210,074**	**$ 185,901**	**$ 177,656**	**$ 120,351**	**$ 84,788**	**$ 103,171**	**$ 163,228**	**$ 162,888**	**63.21%**
45000 - Healthcare Contribution	$ 126,515	$ 100,194	$ 103,789	$ 74,186	$ 51,932	$ 63,622	$ 104,380	$ 104,380	60.95%

Committee Revenue Budget Report - by Account Detail

Through September 30, 2025 (83.3% YTD, 84.62% Payroll Expense through Pay Period Ending 09/27/2025)

***2020, 2021, 2022, 2023 and 2024 Actual Fiscal Year**

Department / Fund / Account Classification	2020 Actual Amount*	2021 Actual Amount*	2022 Actual Amount*	2023 Actual Amount*	2024 Actual Amount*	2025 Actual Amount	2025 Amended Budget	2025 Adopted Budget	2025 YTD% Actual/Amended Budget
45009 - Healthcare Subsidy	$ (5,828)	$ -	$ -	$ -	$ -	$ -	$ -	$ -	0.00%
45010 - Dental Contribution	$ 3,805	$ 3,308	$ 2,856	$ 1,658	$ 1,040	$ 1,284	$ 2,453	$ 2,453	52.35%
45019 - Dental Subsidy	$ (246)	$ -	$ -	$ -	$ -	$ -	$ -	$ -	0.00%
45100 - FICA/SS Contribution	$ 37,649	$ 31,834	$ 29,536	$ 20,224	$ 14,668	$ 18,516	$ 29,072	$ 28,896	63.69%
45109 - FICA/SS Subsidy	$ (1,856)	$ -	$ -	$ -	$ -	$ -	$ -	$ -	0.00%
45200 - IMRF Contribution	$ 39,415	$ 36,600	$ 26,262	$ 13,859	$ 8,819	$ 13,173	$ 20,747	$ 20,623	63.49%
45209 - IMRF Subsidy	$ (2,160)	$ -	$ -	$ -	$ -	$ -	$ -	$ -	0.00%
53010 - Workers Compensation	$ 12,780	$ 13,965	$ 15,214	$ 10,424	$ 8,328	$ 6,576	$ 6,576	$ 6,536	100.00%
Personnel Services- Salaries & Wages	**$ 495,327**	**$ 441,010**	**$ 407,642**	**$ 276,651**	**$ 201,784**	**$ 258,635**	**$ 379,920**	**$ 377,653**	**68.08%**
40000 - Salaries and Wages	$ 522,198	$ 441,001	$ 405,570	$ 276,576	$ 201,784	$ 258,635	$ 379,920	$ 377,653	68.08%
40003 - Cost of Living Increase	$ -	$ -	$ -	$ -	$ -	$ -	$ -	$ -	0.00%
40009 - Salaries and Wages Subsidy	$ (26,871)	$ -	$ -	$ -	$ -	$ -	$ -	$ -	0.00%
40200 - Overtime Salaries	$ -	$ 10	$ 2,072	$ 75	$ -	$ -	$ -	$ -	0.00%
40310 - Bond Call	$ -	$ -	$ -	$ -	$ -	$ -	$ -	$ -	0.00%
Transfers Out	**$ 299,000**	**$ 299,000**	**$ 25,137**	**$ -**	**$ 23,770**	**$ 17,418**	**$ 17,418**	**$ 17,418**	**100.00%**
99000 - Transfer To Other Funds	$ 299,000	$ 299,000	$ -	$ -	$ -	$ -	$ -	$ -	0.00%
99001 - Transfer to General Fund 001	$ -	$ -	$ 25,137	$ -	$ 23,770	$ 17,418	$ 17,418	$ 17,418	100.00%
201 Court Document Storage									
Revenue	***$ 839,620***	***$ 1,044,444***	***$ 745,678***	***$ 772,881***	***$ 861,980***	***$ 698,983***	***$ 757,371***	***$ 756,000***	***92.29%***
Interest Revenue	**$ 6,392**	**$ (425)**	**$ 346**	**$ 7,130**	**$ 34,471**	**$ 36,652**	**$ 6,000**	**$ 6,000**	**610.87%**
38000 - Investment Income	$ 6,392	$ (425)	$ 346	$ 7,130	$ 34,471	$ 36,652	$ 6,000	$ 6,000	610.87%
Other	**$ -**	**$ -**	**$ -**	**$ -**	**$ -**	**$ -**	**$ 1,371**	**$ -**	**0.00%**
39900 - Fund Balance Utilization	$ -	$ -	$ -	$ -	$ -	$ -	$ 1,371	$ -	0.00%
Transfers In	**$ -**	**$ 289,100**	**$ -**	**$ 3,437**	**$ -**	**$ -**	**$ -**	**$ -**	**0.00%**
39000 - Transfer From Other Funds	$ -	$ 289,100	$ -	$ -	$ -	$ -	$ -	$ -	0.00%
39355 - Transfer from American Rescue Plan Fund 355	$ -	$ -	$ -	$ 3,437	$ -	$ -	$ -	$ -	0.00%
Fines	**$ 833,228**	**$ 755,768**	**$ 745,332**	**$ 762,314**	**$ 827,509**	**$ 662,330**	**$ 750,000**	**$ 750,000**	**88.31%**
36060 - Traffic Violation Fines	$ 833,228	$ 755,768	$ 745,332	$ 762,314	$ 827,509	$ 662,330	$ 750,000	$ 750,000	88.31%
Expenses	***$ 1,098,967***	***$ 1,036,568***	***$ 891,297***	***$ 499,423***	***$ 325,646***	***$ 250,000***	***$ 757,371***	***$ 756,000***	***33.01%***
Capital	**$ -**	**$ -**	**$ -**	**$ 7,500**	**$ -**	**$ -**	**$ -**	**$ -**	**0.00%**
70050 - Printers	$ -	$ -	$ -	$ 7,500	$ -	$ -	$ -	$ -	0.00%
70080 - Office Furniture	$ -	$ -	$ -	$ -	$ -	$ -	$ -	$ -	0.00%
Commodities	**$ 25,655**	**$ 13,954**	**$ 14,979**	**$ 1,685**	**$ 2,479**	**$ 16,627**	**$ 25,897**	**$ 25,897**	**64.20%**
60000 - Office Supplies	$ -	$ 110	$ -	$ 1,593	$ 2,298	$ 16,584	$ 23,897	$ 23,897	69.40%
60020 - Computer Related Supplies	$ 25,655	$ 13,844	$ 14,629	$ -	$ -	$ -	$ 1,500	$ 1,500	0.00%
60265 - Public Health Commodities - Coronavirus	$ -	$ -	$ -	$ -	$ -	$ -	$ -	$ -	0.00%
64010 - Cellular Phone	$ -	$ -	$ 351	$ 92	$ 181	$ 43	$ 500	$ 500	8.53%
Contingency and Other	**$ -**	**$ -**	**$ -**	**$ -**	**$ -**	**$ -**	**$ 262,970**	**$ 262,970**	**0.00%**
89000 - Addition to Fund Balance	$ -	$ -	$ -	$ -	$ -	$ -	$ 262,970	$ 262,970	0.00%
Contractual Services	**$ 79,940**	**$ 36,368**	**$ 59,557**	**$ 37,021**	**$ 57,796**	**$ 34,939**	**$ 137,116**	**$ 137,073**	**25.48%**
50490 - Destruction of Records Services	$ 7,406	$ 6,662	$ 3,231	$ 6,322	$ 3,769	$ 3,415	$ 15,000	$ 15,000	22.77%
52140 - Repairs and Maint- Copiers	$ 9,599	$ 6,179	$ 7,669	$ 10,216	$ 4,701	$ 4,431	$ 12,950	$ 12,950	34.21%
52160 - Repairs and Maint- Equipment	$ 18,380	$ 9,190	$ 28,680	$ 10,900	$ 43,124	$ 19,298	$ 51,370	$ 51,370	37.57%
53000 - Liability Insurance	$ 14,270	$ 13,898	$ 15,347	$ 9,268	$ 6,103	$ 7,692	$ 7,692	$ 7,649	100.00%
53020 - Unemployment Claims	$ 410	$ 439	$ 4,631	$ 127	$ 99	$ 104	$ 104	$ 104	100.00%
53090 - Film Conversion/Book Binding	$ 29,875	$ -	$ -	$ -	$ -	$ -	$ 50,000	$ 50,000	0.00%

Committee Revenue Budget Report - by Account Detail

Through September 30, 2025 (83.3% YTD, 84.62% Payroll Expense through Pay Period Ending 09/27/2025)

***2020, 2021, 2022, 2023 and 2024 Actual Fiscal Year**

Department / Fund / Account Classification	2020 Actual Amount*	2021 Actual Amount*	2022 Actual Amount*	2023 Actual Amount*	2024 Actual Amount*	2025 Actual Amount	2025 Amended Budget	2025 Adopted Budget	2025 YTD% Actual/Amended Budget
53100 - Conferences and Meetings	$ -	$ -	$ -	$ 14	$ -	$ -	$ -	$ -	0.00%
53120 - Employee Mileage Expense	$ -	$ -	$ -	$ 175	$ -	$ -	$ -	$ -	0.00%
Personnel Services- Employee Benefits	**$ 343,393**	**$ 342,159**	**$ 225,582**	**$ 143,094**	**$ 81,593**	**$ 55,829**	**$ 111,465**	**$ 111,292**	**50.09%**
45000 - Healthcare Contribution	$ 239,793	$ 214,970	$ 126,506	$ 96,572	$ 56,404	$ 35,003	$ 78,388	$ 78,388	44.65%
45009 - Healthcare Subsidy	$ (14,737)	$ -	$ -	$ -	$ -	$ -	$ -	$ -	0.00%
45010 - Dental Contribution	$ 7,643	$ 7,501	$ 3,630	$ 2,390	$ 1,458	$ 1,076	$ 2,154	$ 2,154	49.94%
45019 - Dental Subsidy	$ (575)	$ -	$ -	$ -	$ -	$ -	$ -	$ -	0.00%
45100 - FICA/SS Contribution	$ 48,813	$ 45,098	$ 41,127	$ 22,011	$ 12,197	$ 9,436	$ 15,940	$ 15,851	59.20%
45109 - FICA/SS Subsidy	$ (2,759)	$ -	$ -	$ -	$ -	$ -	$ -	$ -	0.00%
45200 - IMRF Contribution	$ 51,120	$ 52,793	$ 35,585	$ 15,076	$ 7,333	$ 6,708	$ 11,376	$ 11,313	58.97%
45209 - IMRF Subsidy	$ (3,316)	$ -	$ -	$ -	$ -	$ -	$ -	$ -	0.00%
53010 - Workers Compensation	$ 17,411	$ 21,797	$ 18,733	$ 7,046	$ 4,200	$ 3,607	$ 3,607	$ 3,586	100.00%
Personnel Services- Salaries & Wages	**$ 649,979**	**$ 644,087**	**$ 554,870**	**$ 310,122**	**$ 171,893**	**$ 130,992**	**$ 208,311**	**$ 207,156**	**62.88%**
40000 - Salaries and Wages	$ 691,053	$ 643,897	$ 545,389	$ 310,127	$ 171,893	$ 130,992	$ 207,311	$ 206,156	63.19%
40003 - Cost of Living Increase	$ -	$ -	$ -	$ -	$ -	$ -	$ -	$ -	0.00%
40009 - Salaries and Wages Subsidy	$ (41,248)	$ -	$ -	$ -	$ -	$ -	$ -	$ -	0.00%
40200 - Overtime Salaries	$ 174	$ 157	$ 4,776	$ (6)	$ -	$ -	$ 1,000	$ 1,000	0.00%
40310 - Bond Call	$ -	$ 33	$ 4,705	$ -	$ -	$ -	$ -	$ -	0.00%
Transfers Out	**$ -**	**$ -**	**$ 36,309**	**$ -**	**$ 11,885**	**$ 11,612**	**$ 11,612**	**$ 11,612**	**100.00%**
99000 - Transfer To Other Funds	$ -	$ -	$ -	$ -	$ -	$ -	$ -	$ -	0.00%
99001 - Transfer to General Fund 001	$ -	$ -	$ 36,309	$ -	$ 11,885	$ 11,612	$ 11,612	$ 11,612	100.00%
202 Child Support									
Revenue	***$ 109,048***	***$ 86,439***	***$ 94,412***	***$ 94,082***	***$ 83,233***	***$ 80,072***	***$ 99,456***	***$ 99,028***	***80.51%***
Interest Revenue	**$ 5,969**	**$ 78**	**$ (3,457)**	**$ 14,604**	**$ 17,798**	**$ 11,070**	**$ 12,000**	**$ 12,000**	**92.25%**
38000 - Investment Income	$ 5,969	$ 78	$ (3,457)	$ 14,604	$ 17,798	$ 11,070	$ 12,000	$ 12,000	92.25%
Other	**$ -**	**$ -**	**$ -**	**$ -**	**$ -**	**$ -**	**$ 428**	**$ -**	**0.00%**
39900 - Fund Balance Utilization	$ -	$ -	$ -	$ -	$ -	$ -	$ 428	$ -	0.00%
Charges for Services	**$ 83,171**	**$ 69,771**	**$ 89,238**	**$ 58,762**	**$ 45,821**	**$ 45,565**	**$ 50,000**	**$ 50,000**	**91.13%**
34830 - Child Support Annual Admin Fees	$ 83,171	$ 69,771	$ 89,238	$ 58,762	$ 45,821	$ 41,605	$ 50,000	$ 50,000	83.21%
35900 - Miscellaneous Fees	$ -	$ -	$ -	$ -	$ -	$ 3,960	$ -	$ -	0.00%
Transfers In	**$ -**	**$ -**	**$ -**	**$ 640**	**$ -**	**$ -**	**$ -**	**$ -**	**0.00%**
39355 - Transfer from American Rescue Plan Fund 355	$ -	$ -	$ -	$ 640	$ -	$ -	$ -	$ -	0.00%
Grants	**$ 19,908**	**$ 16,590**	**$ 8,631**	**$ 20,076**	**$ 19,614**	**$ 23,436**	**$ 37,028**	**$ 37,028**	**63.29%**
34835 - Court Clerk/HFS-SDU	$ 19,908	$ 16,590	$ 8,631	$ 20,076	$ 19,614	$ 23,436	$ 37,028	$ 37,028	63.29%
Expenses	***$ 91,362***	***$ 108,156***	***$ 159,387***	***$ 94,038***	***$ 65,435***	***$ 55,023***	***$ 99,456***	***$ 99,028***	***55.32%***
Commodities	**$ -**	**$ -**	**$ -**	**$ -**	**$ -**	**$ -**	**$ -**	**$ -**	**0.00%**
60000 - Office Supplies	$ -	$ -	$ -	$ -	$ -	$ -	$ -	$ -	0.00%
60265 - Public Health Commodities - Coronavirus	$ -	$ -	$ -	$ -	$ -	$ -	$ -	$ -	0.00%
Contingency and Other	**$ -**	**$ -**	**$ -**	**$ -**	**$ -**	**$ -**	**$ 23,591**	**$ 23,591**	**0.00%**
89000 - Addition to Fund Balance	$ -	$ -	$ -	$ -	$ -	$ -	$ 23,591	$ 23,591	0.00%
Contractual Services	**$ 2,379**	**$ 9,941**	**$ 5,088**	**$ 3,302**	**$ 1,571**	**$ 1,987**	**$ 9,387**	**$ 9,374**	**21.17%**
52160 - Repairs and Maint- Equipment	$ -	$ -	$ -	$ -	$ -	$ -	$ 800	$ 800	0.00%
53000 - Liability Insurance	$ 2,312	$ 1,881	$ 3,908	$ 3,257	$ 1,546	$ 1,960	$ 1,960	$ 1,947	100.00%
53020 - Unemployment Claims	$ 67	$ 60	$ 1,180	$ 45	$ 25	$ 27	$ 27	$ 27	100.00%
53060 - General Printing	$ -	$ 8,000	$ -	$ -	$ -	$ -	$ 6,600	$ 6,600	0.00%
53100 - Conferences and Meetings	$ -	$ -	$ -	$ -	$ -	$ -	$ -	$ -	0.00%

Committee Revenue Budget Report - by Account Detail

Through September 30, 2025 (83.3% YTD, 84.62% Payroll Expense through Pay Period Ending 09/27/2025)

***2020, 2021, 2022, 2023 and 2024 Actual Fiscal Year**

Department / Fund / Account Classification	2020 Actual Amount*	2021 Actual Amount*	2022 Actual Amount*	2023 Actual Amount*	2024 Actual Amount*	2025 Actual Amount	2025 Amended Budget	2025 Adopted Budget	2025 YTD% Actual/Amended Budget
53130 - General Association Dues	$ -	$ -	$ -	$ -	$ -	$ -	$ -	$ -	0.00%
Personnel Services- Employee Benefits	**$ 24,133**	**$ 26,807**	**$ 46,814**	**$ 17,360**	**$ 7,300**	**$ 6,275**	**$ 7,844**	**$ 7,788**	**80.00%**
45000 - Healthcare Contribution	$ 11,908	$ 11,854	$ 28,031	$ 5,332	$ -	$ -	$ -	$ -	0.00%
45009 - Healthcare Subsidy	$ (867)	$ -	$ -	$ -	$ -	$ -	$ -	$ -	0.00%
45010 - Dental Contribution	$ 442	$ 501	$ 923	$ 188	$ -	$ -	$ -	$ -	0.00%
45019 - Dental Subsidy	$ (36)	$ -	$ -	$ -	$ -	$ -	$ -	$ -	0.00%
45100 - FICA/SS Contribution	$ 5,040	$ 5,289	$ 6,960	$ 5,502	$ 3,899	$ 3,133	$ 4,044	$ 4,015	77.47%
45109 - FICA/SS Subsidy	$ (215)	$ -	$ -	$ -	$ -	$ -	$ -	$ -	0.00%
45200 - IMRF Contribution	$ 5,289	$ 6,214	$ 6,183	$ 3,861	$ 2,337	$ 2,227	$ 2,885	$ 2,865	77.20%
45209 - IMRF Subsidy	$ (248)	$ -	$ -	$ -	$ -	$ -	$ -	$ -	0.00%
53010 - Workers Compensation	$ 2,821	$ 2,950	$ 4,717	$ 2,477	$ 1,064	$ 915	$ 915	$ 908	100.00%
Personnel Services- Salaries & Wages	**$ 64,850**	**$ 71,408**	**$ 96,313**	**$ 73,376**	**$ 50,622**	**$ 40,955**	**$ 52,828**	**$ 52,469**	**77.53%**
40000 - Salaries and Wages	$ 67,577	$ 70,893	$ 95,697	$ 72,770	$ 50,622	$ 40,955	$ 52,828	$ 52,469	77.53%
40003 - Cost of Living Increase	$ -	$ -	$ -	$ -	$ -	$ -	$ -	$ -	0.00%
40009 - Salaries and Wages Subsidy	$ (3,086)	$ -	$ -	$ -	$ -	$ -	$ -	$ -	0.00%
40200 - Overtime Salaries	$ 359	$ 515	$ 617	$ 606	$ -	$ -	$ -	$ -	0.00%
Transfers Out	**$ -**	**$ -**	**$ 11,172**	**$ -**	**$ 5,942**	**$ 5,806**	**$ 5,806**	**$ 5,806**	**100.00%**
99000 - Transfer To Other Funds	$ -	$ -	$ -	$ -	$ -	$ -	$ -	$ -	0.00%
99001 - Transfer to General Fund 001	$ -	$ -	$ 11,172	$ -	$ 5,942	$ 5,806	$ 5,806	$ 5,806	100.00%
203 Circuit Clerk Admin Services									
Revenue	***$ 492,776***	***$ 403,238***	***$ 330,721***	***$ 317,603***	***$ 308,561***	***$ 224,575***	***$ 364,195***	***$ 363,360***	***61.66%***
Interest Revenue	**$ 10,740**	**$ 162**	**$ (9,802)**	**$ 39,962**	**$ 51,963**	**$ 32,618**	**$ 33,000**	**$ 33,000**	**98.84%**
38000 - Investment Income	$ 10,740	$ 162	$ (9,802)	$ 39,962	$ 51,963	$ 32,618	$ 33,000	$ 33,000	98.84%
Other	**$ -**	**$ -**	**$ -**	**$ -**	**$ -**	**$ -**	**$ 61,195**	**$ 60,360**	**0.00%**
39900 - Fund Balance Utilization	$ -	$ -	$ -	$ -	$ -	$ -	$ 61,195	$ 60,360	0.00%
Charges for Services	**$ 482,036**	**$ 403,075**	**$ 340,523**	**$ 277,515**	**$ 256,598**	**$ 191,957**	**$ 270,000**	**$ 270,000**	**71.10%**
35900 - Miscellaneous Fees	$ 482,036	$ 403,075	$ 340,523	$ 277,515	$ 256,598	$ 191,957	$ 270,000	$ 270,000	71.10%
Transfers In	**$ -**	**$ -**	**$ -**	**$ 127**	**$ -**	**$ -**	**$ -**	**$ -**	**0.00%**
39355 - Transfer from American Rescue Plan Fund 355	$ -	$ -	$ -	$ 127	$ -	$ -	$ -	$ -	0.00%
Expenses	***$ 307,787***	***$ 323,136***	***$ 378,952***	***$ 257,537***	***$ 203,302***	***$ 180,308***	***$ 364,195***	***$ 363,360***	***49.51%***
Commodities	**$ 990**	**$ 12,967**	**$ 5,716**	**$ 2,266**	**$ 3,185**	**$ 773**	**$ 30,450**	**$ 30,450**	**2.54%**
60000 - Office Supplies	$ 990	$ 12,967	$ 5,716	$ 1,923	$ 2,735	$ 773	$ 30,000	$ 30,000	2.58%
60265 - Public Health Commodities - Coronavirus	$ -	$ -	$ -	$ -	$ -	$ -	$ -	$ -	0.00%
64010 - Cellular Phone	$ -	$ -	$ -	$ 343	$ 450	$ -	$ 450	$ 450	0.00%
Contingency and Other	**$ -**	**$ -**	**$ -**	**$ -**	**$ -**	**$ -**	**$ -**	**$ -**	**0.00%**
89000 - Addition to Fund Balance	$ -	$ -	$ -	$ -	$ -	$ -	$ -	$ -	0.00%
Contractual Services	**$ 9,608**	**$ 13,205**	**$ 13,503**	**$ 12,705**	**$ 13,562**	**$ 7,755**	**$ 64,969**	**$ 64,943**	**11.94%**
52140 - Repairs and Maint- Copiers	$ -	$ 734	$ -	$ -	$ -	$ -	$ -	$ -	0.00%
52160 - Repairs and Maint- Equipment	$ 2,359	$ 2,983	$ 1,708	$ 2,910	$ 2,981	$ 686	$ 38,000	$ 38,000	1.80%
53000 - Liability Insurance	$ 4,867	$ 4,614	$ 7,950	$ 6,827	$ 5,972	$ 6,876	$ 6,876	$ 6,850	100.00%
53020 - Unemployment Claims	$ 140	$ 146	$ 2,399	$ 94	$ 96	$ 93	$ 93	$ 93	100.00%
53060 - General Printing	$ 1,934	$ 4,578	$ 1,446	$ 2,024	$ 2,072	$ -	$ 5,000	$ 5,000	0.00%
53100 - Conferences and Meetings	$ 308	$ -	$ -	$ 669	$ 2,131	$ -	$ 12,400	$ 12,400	0.00%
53110 - Employee Training	$ -	$ -	$ -	$ 30	$ 210	$ -	$ 2,000	$ 2,000	0.00%
53120 - Employee Mileage Expense	$ -	$ 149	$ -	$ 151	$ -	$ -	$ 500	$ 500	0.00%
53130 - General Association Dues	$ -	$ -	$ -	$ -	$ 100	$ 100	$ 100	$ 100	100.00%

Committee Revenue Budget Report - by Account Detail

Through September 30, 2025 (83.3% YTD, 84.62% Payroll Expense through Pay Period Ending 09/27/2025)

***2020, 2021, 2022, 2023 and 2024 Actual Fiscal Year**

Department / Fund / Account Classification	2020 Actual Amount*	2021 Actual Amount*	2022 Actual Amount*	2023 Actual Amount*	2024 Actual Amount*	2025 Actual Amount	2025 Amended Budget	2025 Adopted Budget	2025 YTD% Actual/Amended Budget
Personnel Services- Employee Benefits	**$ 92,595**	**$ 94,194**	**$ 81,830**	**$ 38,278**	**$ 35,755**	**$ 34,551**	**$ 73,751**	**$ 73,644**	**46.85%**
45000 - Healthcare Contribution	$ 60,727	$ 53,556	$ 34,331	$ 7,021	$ 14,219	$ 14,856	$ 44,381	$ 44,381	33.47%
45009 - Healthcare Subsidy	$ (5,290)	$ -	$ -	$ -	$ -	$ -	$ -	$ -	0.00%
45010 - Dental Contribution	$ 1,715	$ 1,874	$ 1,228	$ 256	$ 560	$ 299	$ 1,712	$ 1,712	17.47%
45019 - Dental Subsidy	$ (173)	$ -	$ -	$ -	$ -	$ -	$ -	$ -	0.00%
45100 - FICA/SS Contribution	$ 15,624	$ 14,485	$ 19,503	$ 15,475	$ 10,533	$ 9,451	$ 14,257	$ 14,202	66.29%
45109 - FICA/SS Subsidy	$ (1,057)	$ -	$ -	$ -	$ -	$ -	$ -	$ -	0.00%
45200 - IMRF Contribution	$ 16,486	$ 17,041	$ 17,174	$ 10,336	$ 6,335	$ 6,718	$ 10,175	$ 10,136	66.03%
45209 - IMRF Subsidy	$ (1,376)	$ -	$ -	$ -	$ -	$ -	$ -	$ -	0.00%
53010 - Workers Compensation	$ 5,939	$ 7,237	$ 9,594	$ 5,191	$ 4,109	$ 3,226	$ 3,226	$ 3,213	100.00%
Personnel Services- Salaries & Wages	**$ 204,594**	**$ 202,769**	**$ 263,939**	**$ 204,287**	**$ 141,886**	**$ 128,520**	**$ 186,316**	**$ 185,614**	**68.98%**
40000 - Salaries and Wages	$ 221,467	$ 202,662	$ 263,939	$ 204,287	$ 141,886	$ 128,520	$ 185,316	$ 184,614	69.35%
40003 - Cost of Living Increase	$ -	$ -	$ -	$ -	$ -	$ -	$ -	$ -	0.00%
40009 - Salaries and Wages Subsidy	$ (17,112)	$ -	$ -	$ -	$ -	$ -	$ -	$ -	0.00%
40200 - Overtime Salaries	$ 239	$ 107	$ -	$ -	$ -	$ -	$ 1,000	$ 1,000	0.00%
Transfers Out	**$ -**	**$ -**	**$ 13,965**	**$ -**	**$ 8,914**	**$ 8,709**	**$ 8,709**	**$ 8,709**	**100.00%**
99000 - Transfer To Other Funds	$ -	$ -	$ -	$ -	$ -	$ -	$ -	$ -	0.00%
99001 - Transfer to General Fund 001	$ -	$ -	$ 13,965	$ -	$ 8,914	$ 8,709	$ 8,709	$ 8,709	100.00%
204 Circuit Clk Electronic Citation									
Revenue	***$ 186,056***	***$ 175,620***	***$ 176,415***	***$ 196,402***	***$ 221,989***	***$ 174,217***	***$ 241,249***	***$ 240,422***	***72.21%***
Interest Revenue	**$ 3,316**	**$ 61**	**$ (1,128)**	**$ 4,411**	**$ 7,226**	**$ 6,088**	**$ 4,000**	**$ 4,000**	**152.20%**
38000 - Investment Income	$ 3,316	$ 61	$ (1,128)	$ 4,411	$ 7,226	$ 6,088	$ 4,000	$ 4,000	152.20%
Other	**$ -**	**$ -**	**$ -**	**$ -**	**$ -**	**$ -**	**$ 57,249**	**$ 56,422**	**0.00%**
39900 - Fund Balance Utilization	$ -	$ -	$ -	$ -	$ -	$ -	$ 57,249	$ 56,422	0.00%
Charges for Services	**$ 182,739**	**$ 175,559**	**$ 177,544**	**$ 191,326**	**$ 214,763**	**$ 168,130**	**$ 180,000**	**$ 180,000**	**93.41%**
35210 - Electronic Citation Fee	$ 182,739	$ 175,559	$ 177,544	$ 191,326	$ 214,763	$ 168,130	$ 180,000	$ 180,000	93.41%
Transfers In	**$ -**	**$ -**	**$ -**	**$ 666**	**$ -**	**$ -**	**$ -**	**$ -**	**0.00%**
39355 - Transfer from American Rescue Plan Fund 355	$ -	$ -	$ -	$ 666	$ -	$ -	$ -	$ -	0.00%
Expenses	***$ 229,311***	***$ 250,329***	***$ 185,095***	***$ 195,119***	***$ 158,090***	***$ 121,512***	***$ 241,249***	***$ 240,422***	***50.37%***
Commodities	**$ 597**	**$ 594**	**$ 982**	**$ 1,264**	**$ 999**	**$ 479**	**$ 2,250**	**$ 2,250**	**21.28%**
60000 - Office Supplies	$ 597	$ 594	$ 477	$ 760	$ 296	$ 228	$ 1,500	$ 1,500	15.20%
60265 - Public Health Commodities - Coronavirus	$ -	$ -	$ -	$ -	$ -	$ -	$ -	$ -	0.00%
64010 - Cellular Phone	$ -	$ -	$ 505	$ 504	$ 703	$ 251	$ 750	$ 750	33.43%
Contingency and Other	**$ -**	**$ -**	**$ -**	**$ -**	**$ -**	**$ -**	**$ -**	**$ -**	**0.00%**
89000 - Addition to Fund Balance	$ -	$ -	$ -	$ -	$ -	$ -	$ -	$ -	0.00%
Contractual Services	**$ 3,935**	**$ 3,408**	**$ 8,714**	**$ 9,167**	**$ 7,963**	**$ 5,625**	**$ 27,257**	**$ 27,232**	**20.64%**
52160 - Repairs and Maint- Equipment	$ -	$ -	$ -	$ -	$ -	$ -	$ 1,000	$ 1,000	0.00%
53000 - Liability Insurance	$ 3,277	$ 3,019	$ 5,018	$ 4,314	$ 4,152	$ 5,187	$ 5,187	$ 5,162	100.00%
53020 - Unemployment Claims	$ 95	$ 96	$ 1,571	$ 60	$ 67	$ 70	$ 70	$ 70	100.00%
53100 - Conferences and Meetings	$ 288	$ 243	$ 1,475	$ 4,672	$ 3,165	$ 315	$ 16,500	$ 16,500	1.91%
53110 - Employee Training	$ -	$ -	$ -	$ -	$ -	$ -	$ 2,000	$ 2,000	0.00%
53120 - Employee Mileage Expense	$ 25	$ -	$ 600	$ 122	$ 479	$ 54	$ 2,000	$ 2,000	2.68%
53130 - General Association Dues	$ 250	$ 50	$ 50	$ -	$ 100	$ -	$ 500	$ 500	0.00%
Personnel Services- Employee Benefits	**$ 82,206**	**$ 87,051**	**$ 52,547**	**$ 59,138**	**$ 38,353**	**$ 30,941**	**$ 65,126**	**$ 65,021**	**47.51%**
45000 - Healthcare Contribution	$ 59,895	$ 56,343	$ 30,063	$ 39,900	$ 22,571	$ 18,188	$ 42,786	$ 42,786	42.51%
45009 - Healthcare Subsidy	$ (3,778)	$ -	$ -	$ -	$ -	$ -	$ -	$ -	0.00%

Committee Revenue Budget Report - by Account Detail

Through September 30, 2025 (83.3% YTD, 84.62% Payroll Expense through Pay Period Ending 09/27/2025)

***2020, 2021, 2022, 2023 and 2024 Actual Fiscal Year**

Department / Fund / Account Classification	2020 Actual Amount*	2021 Actual Amount*	2022 Actual Amount*	2023 Actual Amount*	2024 Actual Amount*	2025 Actual Amount	2025 Amended Budget	2025 Adopted Budget	2025 YTD% Actual/Amended Budget
45010 - Dental Contribution	$ 1,748	$ 1,999	$ 1,000	$ 1,027	$ 715	$ 538	$ 1,436	$ 1,436	37.45%
45019 - Dental Subsidy	$ (122)	$ -	$ -	$ -	$ -	$ -	$ -	$ -	0.00%
45100 - FICA/SS Contribution	$ 10,587	$ 11,168	$ 8,154	$ 8,859	$ 7,629	$ 5,714	$ 10,776	$ 10,721	53.03%
45109 - FICA/SS Subsidy	$ (559)	$ -	$ -	$ -	$ -	$ -	$ -	$ -	0.00%
45200 - IMRF Contribution	$ 11,107	$ 12,806	$ 7,273	$ 6,072	$ 4,581	$ 4,063	$ 7,690	$ 7,652	52.83%
45209 - IMRF Subsidy	$ (670)	$ -	$ -	$ -	$ -	$ -	$ -	$ -	0.00%
53010 - Workers Compensation	$ 3,998	$ 4,735	$ 6,057	$ 3,280	$ 2,857	$ 2,438	$ 2,438	$ 2,426	100.00%
Personnel Services- Salaries & Wages	**$ 142,573**	**$ 159,275**	**$ 114,471**	**$ 125,549**	**$ 104,833**	**$ 78,661**	**$ 140,810**	**$ 140,113**	**55.86%**
40000 - Salaries and Wages	$ 150,910	$ 159,275	$ 114,471	$ 125,549	$ 104,833	$ 78,661	$ 139,810	$ 139,113	56.26%
40003 - Cost of Living Increase	$ -	$ -	$ -	$ -	$ -	$ -	$ -	$ -	0.00%
40009 - Salaries and Wages Subsidy	$ (8,337)	$ -	$ -	$ -	$ -	$ -	$ -	$ -	0.00%
40200 - Overtime Salaries	$ -	$ -	$ -	$ -	$ -	$ -	$ 1,000	$ 1,000	0.00%
Transfers Out	**$ -**	**$ -**	**$ 8,379**	**$ -**	**$ 5,942**	**$ 5,806**	**$ 5,806**	**$ 5,806**	**100.00%**
99000 - Transfer To Other Funds	$ -	$ -	$ -	$ -	$ -	$ -	$ -	$ -	0.00%
99001 - Transfer to General Fund 001	$ -	$ -	$ 8,379	$ -	$ 5,942	$ 5,806	$ 5,806	$ 5,806	100.00%
205 Circuit Ct Clerk Op and Admin									
Revenue	***$ 55,751***	***$ 98,009***	***$ 64,461***	***$ 90,095***	***$ 109,670***	***$ 97,915***	***$ 79,000***	***$ 79,000***	***123.94%***
Interest Revenue	**$ 443**	**$ (8)**	**$ (3,147)**	**$ 10,866**	**$ 20,008**	**$ 14,667**	**$ 9,000**	**$ 9,000**	**162.97%**
38000 - Investment Income	$ 443	$ (8)	$ (3,147)	$ 10,866	$ 20,008	$ 14,667	$ 9,000	$ 9,000	162.97%
Charges for Services	**$ 55,308**	**$ 98,017**	**$ 67,607**	**$ 79,229**	**$ 89,662**	**$ 83,248**	**$ 70,000**	**$ 70,000**	**118.93%**
35410 - Operation & Admin Fee	$ 55,308	$ 98,017	$ 67,607	$ 79,229	$ 89,662	$ 83,248	$ 70,000	$ 70,000	118.93%
Expenses	***$ -***	***$ -***	***$ -***	***$ -***	***$ -***	***$ 16,000***	***$ 79,000***	***$ 79,000***	***20.25%***
Commodities	**$ -**	**$ -**	**$ -**	**$ -**	**$ -**	**$ -**	**$ 10,000**	**$ 10,000**	**0.00%**
60010 - Operating Supplies	$ -	$ -	$ -	$ -	$ -	$ -	$ 10,000	$ 10,000	0.00%
Contingency and Other	**$ -**	**$ -**	**$ -**	**$ -**	**$ -**	**$ -**	**$ 54,000**	**$ 54,000**	**0.00%**
89000 - Addition to Fund Balance	$ -	$ -	$ -	$ -	$ -	$ -	$ 54,000	$ 54,000	0.00%
Contractual Services	**$ -**	**$ -**	**$ -**	**$ -**	**$ -**	**$ 16,000**	**$ 15,000**	**$ 15,000**	**106.67%**
50150 - Contractual/Consulting Services	$ -	$ -	$ -	$ -	$ -	$ 16,000	$ 15,000	$ 15,000	106.67%
300 State's Attorney									
001 General Fund									
Revenue	***$ 1,319,990***	***$ 2,660,408***	***$ 1,673,042***	***$ 1,967,207***	***$ 1,793,489***	***$ 1,935,032***	***$ 2,919,170***	***$ 1,705,870***	***66.29%***
Other	**$ 8**	**$ 1,664**	**$ 385**	**$ 667**	**$ -**	**$ 1,477**	**$ -**	**$ -**	**0.00%**
38560 - State's Attorney Refunds	$ 8	$ 1,664	$ 385	$ 667	$ -	$ 1,477	$ -	$ -	0.00%
Reimbursements	**$ 188,597**	**$ 192,993**	**$ 197,820**	**$ 203,817**	**$ 212,699**	**$ 145,923**	**$ 207,300**	**$ 207,300**	**70.39%**
37030 - States Atty Salary Reimbursement	$ 188,597	$ 192,993	$ 197,820	$ 203,817	$ 212,699	$ 145,923	$ 207,300	$ 207,300	70.39%
Charges for Services	**$ 711,809**	**$ 767,175**	**$ 733,696**	**$ 743,972**	**$ 755,267**	**$ 607,037**	**$ 705,600**	**$ 705,600**	**86.03%**
34250 - State's Atty Prosecution Fees	$ 379,596	$ 410,676	$ 429,410	$ 448,341	$ 483,228	$ 355,156	$ 450,000	$ 450,000	78.92%
35010 - Default Fees	$ 130,051	$ 125,906	$ 63,913	$ 55,278	$ 50,762	$ 44,426	$ 36,000	$ 36,000	123.41%
35230 - DV Diversion Program Fee	$ 47,572	$ 65,967	$ 77,490	$ 76,718	$ 61,191	$ 52,062	$ 66,000	$ 66,000	78.88%
35270 - Drug Testing Administrative Fee	$ 6,264	$ 7,482	$ 8,626	$ 9,204	$ 8,532	$ 7,445	$ 9,000	$ 9,000	82.72%
35280 - Drug Diversion Program Fee	$ 65,741	$ 78,061	$ 60,921	$ 38,660	$ 26,324	$ 28,344	$ 24,000	$ 24,000	118.10%
35345 - Deferred Prosecution	$ 78,915	$ 77,117	$ 91,622	$ 115,065	$ 123,717	$ 117,920	$ 120,000	$ 120,000	98.27%
35350 - D/A Deferred Prosecution	$ 3,671	$ 1,807	$ 622	$ 1,366	$ 1,366	$ 1,666	$ 600	$ 600	277.67%

Committee Revenue Budget Report - by Account Detail

Through September 30, 2025 (83.3% YTD, 84.62% Payroll Expense through Pay Period Ending 09/27/2025)

***2020, 2021, 2022, 2023 and 2024 Actual Fiscal Year**

Department / Fund / Account Classification	2020 Actual Amount*	2021 Actual Amount*	2022 Actual Amount*	2023 Actual Amount*	2024 Actual Amount*	2025 Actual Amount	2025 Amended Budget	2025 Adopted Budget	2025 YTD% Actual/Amended Budget
35355 - P/S Deferred Prosecution	$ -	$ -	$ -	$ -	$ -	$ -	$ -	$ -	0.00%
35900 - Miscellaneous Fees	$ -	$ 160	$ 1,092	$ (659)	$ 146	$ 18	$ -	$ -	0.00%
Transfers In	**$ -**	**$ 1,063,806**	**$ 14,351**	**$ 9,776**	**$ 35,000**	**$ 63,300**	**$ 63,300**	**$ -**	**100.00%**
39000 - Transfer From Other Funds	$ -	$ 1,063,806	$ -	$ -	$ -	$ -	$ -	$ -	0.00%
39114 - Transfer from Property Freeze Protection Fund 114	$ -	$ -	$ -	$ 9,776	$ -	$ -	$ -	$ -	0.00%
39350 - Transfer from County Health Fund 350	$ -	$ -	$ 14,351	$ -	$ 35,000	$ 63,300	$ 63,300	$ -	100.00%
Grants	**$ 34,207**	**$ 28,988**	**$ 204,059**	**$ 515,161**	**$ 409,390**	**$ 896,950**	**$ 1,627,970**	**$ 477,970**	**55.10%**
32079 - SAO JAG Grant	$ -	$ -	$ -	$ -	$ -	$ 97,500	$ 150,000	$ -	65.00%
32095 - JJC Council Grant	$ 34,207	$ 28,988	$ 19,713	$ 15,527	$ 39,255	$ 13,231	$ 58,665	$ 58,665	22.55%
32155 - SAMHSA CDSP Grant	$ -	$ -	$ -	$ 208,488	$ 34,278	$ -	$ -	$ -	0.00%
32200 - DCEO Grant	$ -	$ -	$ -	$ -	$ -	$ -	$ 1,000,000	$ -	0.00%
32275 - COSSAP Grant	$ -	$ -	$ 171,743	$ 289,158	$ 335,857	$ -	$ 419,305	$ 419,305	0.00%
32719 - CLEPD Grant	$ -	$ -	$ 12,603	$ -	$ -	$ -	$ -	$ -	0.00%
33636 - SAO ARPA Grant	$ -	$ -	$ -	$ 1,988	$ -	$ 132,895	$ -	$ -	0.00%
33902 - Grants - State Government	$ -	$ -	$ -	$ -	$ -	$ 653,325	$ -	$ -	0.00%
Fines	**$ 385,369**	**$ 605,782**	**$ 522,732**	**$ 493,814**	**$ 381,133**	**$ 220,345**	**$ 315,000**	**$ 315,000**	**69.95%**
36000 - State's Attorney Fines	$ 178,720	$ 255,783	$ 308,501	$ 304,658	$ 348,844	$ 215,845	$ 270,000	$ 270,000	79.94%
36010 - Bond Forfeiture Fines	$ 206,648	$ 349,999	$ 214,231	$ 189,157	$ 32,289	$ 4,500	$ 45,000	$ 45,000	10.00%
36040 - Second Chance Fines	$ 1	$ -	$ -	$ -	$ -	$ -	$ -	$ -	0.00%
Expenses	***$ 5,510,922***	***$ 6,500,008***	***$ 8,261,323***	***$ 9,197,398***	***$ 10,096,821***	***$ 8,662,146***	***$ 12,353,396***	***$ 11,139,676***	***70.12%***
Capital	**$ -**	**$ -**	**$ -**	**$ -**	**$ 36,549**	**$ 204,525**	**$ 247,435**	**$ 42,415**	**82.66%**
70070 - Automotive Equipment	$ -	$ -	$ -	$ -	$ 36,096	$ 204,525	$ 247,435	$ 42,415	82.66%
70080 - Office Furniture	$ -	$ -	$ -	$ -	$ -	$ -	$ -	$ -	0.00%
70090 - Office Equipment	$ -	$ -	$ -	$ -	$ -	$ -	$ -	$ -	0.00%
70100 - Copiers	$ -	$ -	$ -	$ -	$ 453	$ -	$ -	$ -	0.00%
Commodities	**$ 117,506**	**$ 145,337**	**$ 237,294**	**$ 366,234**	**$ 243,809**	**$ 304,646**	**$ 508,981**	**$ 365,637**	**59.85%**
60000 - Office Supplies	$ 21,355	$ 43,176	$ 45,143	$ 52,305	$ 49,727	$ 36,033	$ 58,465	$ 55,000	61.63%
60010 - Operating Supplies	$ 7,141	$ 8,231	$ 21,764	$ 86,172	$ 28,348	$ 32,177	$ 30,816	$ 30,816	104.42%
60040 - Postage	$ -	$ -	$ 136	$ -	$ -	$ -	$ -	$ -	0.00%
60050 - Books and Subscriptions	$ 65,422	$ 76,148	$ 84,295	$ 103,574	$ 89,494	$ 71,255	$ 106,476	$ 106,476	66.92%
60055 - Office Equipment - Non Capital	$ -	$ -	$ -	$ 23,980	$ -	$ -	$ 25,000	$ 25,000	0.00%
60060 - Computer Software- Non Capital	$ 19,624	$ 11,560	$ 30,918	$ 13,738	$ (16,893)	$ 85,381	$ 111,970	$ 50,595	76.25%
60070 - Computer Hardware- Non Capital	$ 998	$ 2,495	$ 40,802	$ 52,512	$ 59,711	$ 58,499	$ 86,429	$ 45,500	67.68%
60265 - Public Health Commodities - Coronavirus	$ -	$ -	$ -	$ -	$ -	$ -	$ -	$ -	0.00%
60570 - Office Furniture - Non-Capital	$ -	$ -	$ 4,500	$ 23,407	$ 20,890	$ 9,224	$ 54,250	$ 31,750	17.00%
63040 - Fuel- Vehicles	$ 2,964	$ 3,586	$ 9,736	$ 10,547	$ 12,533	$ 12,077	$ 35,575	$ 20,500	33.95%
64000 - Telephone	$ -	$ 142	$ -	$ -	$ -	$ -	$ -	$ -	0.00%
Contractual Services	**$ 167,336**	**$ 212,465**	**$ 286,849**	**$ 331,676**	**$ 451,939**	**$ 221,274**	**$ 581,710**	**$ 512,033**	**38.04%**
50150 - Contractual/Consulting Services	$ 7,031	$ 42,281	$ 59,325	$ 106,148	$ 200,419	$ 18,395	$ 244,200	$ 235,500	7.53%
50160 - Legal Services	$ -	$ 45	$ -	$ -	$ -	$ -	$ -	$ -	0.00%
50235 - Public Health Services - Coronavirus	$ -	$ -	$ -	$ -	$ -	$ -	$ -	$ -	0.00%
50240 - Trials and Costs of Hearing	$ 17,840	$ 27,578	$ 54,942	$ 20,152	$ 30,817	$ 7,532	$ 45,000	$ 45,000	16.74%
50250 - Legal Trial Notices	$ 6,831	$ 7,866	$ 4,376	$ -	$ -	$ -	$ 5,000	$ 5,000	0.00%
50260 - Witness Costs	$ 16,278	$ 1,960	$ 8,383	$ 4,755	$ 15,938	$ 12,908	$ 20,000	$ 20,000	64.54%
50270 - Court Reporter Costs	$ 58,530	$ 67,059	$ 50,211	$ 58,679	$ 63,423	$ 41,174	$ 65,000	$ 65,000	63.34%
50280 - Legal Process Server Costs	$ -	$ -	$ 155	$ -	$ -	$ -	$ -	$ -	0.00%
50300 - Extradition Costs	$ 9,172	$ 13,962	$ -	$ -	$ -	$ -	$ -	$ -	0.00%
52130 - Repairs and Maint- Computers	$ -	$ 322	$ -	$ -	$ -	$ -	$ -	$ -	0.00%

Committee Revenue Budget Report - by Account Detail

Through September 30, 2025 (83.3% YTD, 84.62% Payroll Expense through Pay Period Ending 09/27/2025)

***2020, 2021, 2022, 2023 and 2024 Actual Fiscal Year**

Department / Fund / Account Classification	2020 Actual Amount*	2021 Actual Amount*	2022 Actual Amount*	2023 Actual Amount*	2024 Actual Amount*	2025 Actual Amount	2025 Amended Budget	2025 Adopted Budget	2025 YTD% Actual/Amended Budget
52140 - Repairs and Maint- Copiers	$ 9,378	$ 13,294	$ 13,629	$ 16,618	$ 18,167	$ 15,751	$ 20,000	$ 20,000	78.76%
52160 - Repairs and Maint- Equipment	$ 178	$ 140	$ -	$ -	$ -	$ -	$ 1,000	$ 1,000	0.00%
52230 - Repairs and Maint- Vehicles	$ 6,104	$ 3,968	$ 9,694	$ 6,023	$ 5,681	$ 10,096	$ 12,274	$ 10,000	82.26%
53000 - Liability Insurance	$ -	$ -	$ -	$ -	$ -	$ -	$ 15,448	$ -	0.00%
53020 - Unemployment Claims	$ -	$ -	$ -	$ -	$ -	$ -	$ 252	$ -	0.00%
53040 - General Advertising	$ -	$ -	$ -	$ -	$ -	$ -	$ -	$ -	0.00%
53060 - General Printing	$ -	$ 54	$ -	$ 188	$ -	$ 230	$ 2,000	$ 2,000	11.50%
53100 - Conferences and Meetings	$ 8,605	$ 4,927	$ 28,277	$ 18,537	$ 27,695	$ 56,967	$ 41,553	$ 23,000	137.09%
53104 - Program Events	$ -	$ -	$ -	$ -	$ 826	$ -	$ -	$ -	0.00%
53110 - Employee Training	$ 308	$ 18,604	$ 30,951	$ 64,054	$ 58,896	$ 17,424	$ 69,450	$ 45,000	25.09%
53115 - Law Enforcement Training	$ 5,135	$ -	$ -	$ -	$ -	$ -	$ -	$ -	0.00%
53120 - Employee Mileage Expense	$ 272	$ 114	$ 3,190	$ 6,622	$ 1,964	$ 2,351	$ 2,000	$ 2,000	117.57%
53130 - General Association Dues	$ 21,674	$ 10,291	$ 23,715	$ 29,900	$ 28,115	$ 38,445	$ 38,533	$ 38,533	99.77%
Personnel Services- Employee Benefits	**$ 845,929**	**$ 932,734**	**$ 1,201,182**	**$ 1,313,203**	**$ 1,450,492**	**$ -**	**$ 3,277,378**	**$ 3,114,033**	**0.00%**
45000 - Healthcare Contribution	$ 822,163	$ 905,500	$ 1,169,092	$ 1,280,722	$ 1,414,031	$ -	$ 1,676,955	$ 1,576,924	0.00%
45009 - Healthcare Subsidy	$ (503)	$ -	$ -	$ -	$ -	$ -	$ -	$ -	0.00%
45010 - Dental Contribution	$ 24,296	$ 27,234	$ 32,089	$ 32,481	$ 36,412	$ -	$ 40,030	$ 38,871	0.00%
45019 - Dental Subsidy	$ (28)	$ -	$ -	$ -	$ -	$ -	$ -	$ -	0.00%
45100 - FICA/SS Contribution	$ -	$ -	$ -	$ -	$ 31	$ -	$ 808,523	$ 776,496	0.00%
45200 - IMRF Contribution	$ -	$ -	$ -	$ -	$ 18	$ -	$ 567,713	$ 544,887	0.00%
53010 - Workers Compensation	$ -	$ -	$ -	$ -	$ -	$ -	$ 184,157	$ 176,855	0.00%
Personnel Services- Salaries & Wages	**$ 4,380,151**	**$ 5,209,472**	**$ 6,497,499**	**$ 7,174,634**	**$ 9,364,474**	**$ 7,931,700**	**$ 10,851,925**	**$ 10,219,591**	**73.09%**
40000 - Salaries and Wages	$ 4,357,560	$ 4,937,646	$ 6,458,731	$ 7,121,530	$ 9,250,155	$ 7,854,142	$ 10,698,923	$ 10,066,589	73.41%
40002 - Non-Union Wage Increase	$ -	$ -	$ -	$ -	$ -	$ -	$ -	$ -	0.00%
40003 - Cost of Living Increase	$ -	$ -	$ -	$ -	$ -	$ -	$ -	$ -	0.00%
40004 - Merit Increase	$ -	$ -	$ -	$ -	$ -	$ -	$ -	$ -	0.00%
40005 - New Position Budget Moved to Contingency	$ -	$ -	$ -	$ -	$ -	$ -	$ -	$ -	0.00%
40009 - Salaries and Wages Subsidy	$ (15,819)	$ -	$ -	$ -	$ -	$ -	$ -	$ -	0.00%
40040 - Lump Sum Distribution	$ -	$ 233,800	$ -	$ -	$ -	$ -	$ -	$ -	0.00%
40200 - Overtime Salaries	$ -	$ 33	$ -	$ -	$ -	$ -	$ -	$ -	0.00%
40310 - Bond Call	$ 38,411	$ 37,993	$ 38,768	$ 53,104	$ 108,128	$ 73,818	$ 148,001	$ 148,001	49.88%
40335 - Stipend for Diversion Program	$ -	$ -	$ -	$ -	$ 6,192	$ 3,740	$ 5,001	$ 5,001	74.79%
Services	**$ -**	**$ -**	**$ -**	**$ -**	**$ (1,450,443)**	**$ -**	**$ (3,114,033)**	**$ (3,114,033)**	**0.00%**
45005 - Healthcare Contribution Contra Account	$ -	$ -	$ -	$ -	$ (1,414,031)	$ -	$ (1,576,924)	$ (1,576,924)	0.00%
45015 - Dental Insurance Contra Account	$ -	$ -	$ -	$ -	$ (36,412)	$ -	$ (38,871)	$ (38,871)	0.00%
45105 - FICA/SS Contribution Contra Account	$ -	$ -	$ -	$ -	$ -	$ -	$ (776,496)	$ (776,496)	0.00%
45205 - IMRF Contribution Contra Account	$ -	$ -	$ -	$ -	$ -	$ -	$ (544,887)	$ (544,887)	0.00%
53015 - Worker's Comp Contra Account	$ -	$ -	$ -	$ -	$ -	$ -	$ (176,855)	$ (176,855)	0.00%
Transfers Out	**$ -**	**$ -**	**$ 38,500**	**$ 11,652**	**$ -**	**$ -**	**$ -**	**$ -**	**0.00%**
99001 - Transfer to General Fund 001	$ -	$ -	$ -	$ 11,652	$ -	$ -	$ -	$ -	0.00%
99010 - Transfer To Insurance Liability Fund 010	$ -	$ -	$ 8,890	$ -	$ -	$ -	$ -	$ -	0.00%
99110 - Transfer to Illinois Municipal Retirement Fund 110	$ -	$ -	$ 15,840	$ -	$ -	$ -	$ -	$ -	0.00%
99111 - Transfer to FICA/Social Security Fund 111	$ -	$ -	$ 13,770	$ -	$ -	$ -	$ -	$ -	0.00%
99500 - Transfer to Capital Projects Fund 500	$ -	$ -	$ -	$ -	$ -	$ -	$ -	$ -	0.00%
010 Insurance Liability									

Committee Revenue Budget Report - by Account Detail

Through September 30, 2025 (83.3% YTD, 84.62% Payroll Expense through Pay Period Ending 09/27/2025)

***2020, 2021, 2022, 2023 and 2024 Actual Fiscal Year**

Department / Fund / Account Classification	2020 Actual Amount*	2021 Actual Amount*	2022 Actual Amount*	2023 Actual Amount*	2024 Actual Amount*	2025 Actual Amount	2025 Amended Budget	2025 Adopted Budget	2025 YTD% Actual/Amended Budget
Revenue	***$ -***	***$ -***	***$ -***	***$ -***	***$ -***	***$ 125,000***	***$ 25,000***	***$ -***	***500.00%***
Transfers In	**$ -**	**$ -**	**$ -**	**$ -**	**$ -**	**$ 125,000**	**$ 25,000**	**$ -**	**500.00%**
39300 - Transfer from County Highway Fund 300	$ -	$ -	$ -	$ -	$ -	$ 125,000	$ 25,000	$ -	500.00%
Expenses	***$ 1,332,221***	***$ 1,560,401***	***$ 1,550,568***	***$ 2,149,824***	***$ 2,713,113***	***$ 2,090,509***	***$ 2,818,252***	***$ 2,779,652***	***74.18%***
Capital	**$ 120**	**$ -**	**$ -**	**$ -**	**$ -**	**$ 54**	**$ -**	**$ -**	**0.00%**
70050 - Printers	$ -	$ -	$ -	$ -	$ -	$ -	$ -	$ -	0.00%
70080 - Office Furniture	$ -	$ -	$ -	$ -	$ -	$ 54	$ -	$ -	0.00%
70090 - Office Equipment	$ 120	$ -	$ -	$ -	$ -	$ -	$ -	$ -	0.00%
Commodities	**$ 4,861**	**$ 4,087**	**$ 2,852**	**$ 3,711**	**$ 15,926**	**$ 39,462**	**$ 55,144**	**$ 30,144**	**71.56%**
60000 - Office Supplies	$ 1,304	$ 2,177	$ 620	$ 1,619	$ 3,459	$ 1,776	$ 9,180	$ 9,180	19.34%
60040 - Postage	$ -	$ 12	$ -	$ -	$ -	$ -	$ -	$ -	0.00%
60050 - Books and Subscriptions	$ 3,557	$ 1,898	$ 2,232	$ 2,092	$ 1,032	$ 375	$ 3,500	$ 3,500	10.71%
60060 - Computer Software- Non Capital	$ -	$ -	$ -	$ -	$ 11,435	$ 37,311	$ 42,464	$ 17,464	87.87%
64000 - Telephone	$ -	$ -	$ -	$ -	$ -	$ -	$ -	$ -	0.00%
Contractual Services	**$ 122,146**	**$ 221,694**	**$ 195,634**	**$ 474,092**	**$ 544,673**	**$ 385,225**	**$ 507,272**	**$ 506,841**	**75.94%**
50150 - Contractual/Consulting Services	$ -	$ -	$ -	$ -	$ 3,000	$ -	$ -	$ -	0.00%
50160 - Legal Services	$ 83,166	$ 187,822	$ 132,721	$ 397,720	$ 435,214	$ 280,952	$ 365,000	$ 365,000	76.97%
50240 - Trials and Costs of Hearing	$ 5,216	$ 4,713	$ 4,351	$ 5,834	$ 6,390	$ 1,560	$ 15,000	$ 15,000	10.40%
50250 - Legal Trial Notices	$ 2,382	$ -	$ 1,875	$ 5,429	$ 6,146	$ 4,465	$ 12,500	$ 12,500	35.72%
50260 - Witness Costs	$ -	$ -	$ -	$ 6,000	$ 2,898	$ 11,622	$ 5,000	$ 5,000	232.44%
50270 - Court Reporter Costs	$ 2,610	$ 2,207	$ 12,993	$ 8,246	$ 20,130	$ 4,029	$ 15,000	$ 15,000	26.86%
50290 - Investigations	$ -	$ -	$ -	$ -	$ 200	$ -	$ -	$ -	0.00%
52140 - Repairs and Maint- Copiers	$ 3,582	$ 3,320	$ 1,834	$ 3,265	$ 4,451	$ 3,140	$ 4,500	$ 4,500	69.78%
53000 - Liability Insurance	$ 19,452	$ 19,140	$ 26,685	$ 37,770	$ 49,316	$ 64,648	$ 64,648	$ 64,223	100.00%
53020 - Unemployment Claims	$ 559	$ 605	$ 806	$ 518	$ 794	$ 876	$ 876	$ 870	100.00%
53100 - Conferences and Meetings	$ 410	$ 1,221	$ 2,175	$ 692	$ 351	$ 216	$ 7,500	$ 7,500	2.87%
53110 - Employee Training	$ -	$ 1,327	$ 7,893	$ 3,714	$ 10,009	$ 2,865	$ 10,000	$ 10,000	28.65%
53120 - Employee Mileage Expense	$ 39	$ 79	$ -	$ -	$ -	$ 193	$ 1,000	$ 1,000	19.25%
53130 - General Association Dues	$ 4,730	$ 1,261	$ 4,302	$ 4,904	$ 5,775	$ 10,660	$ 6,248	$ 6,248	170.61%
Personnel Services- Employee Benefits	**$ 313,466**	**$ 359,820**	**$ 366,859**	**$ 419,826**	**$ 529,755**	**$ 425,402**	**$ 565,568**	**$ 563,864**	**75.22%**
45000 - Healthcare Contribution	$ 151,901	$ 171,601	$ 191,223	$ 233,263	$ 300,492	$ 234,730	$ 310,005	$ 310,005	75.72%
45009 - Healthcare Subsidy	$ -	$ -	$ -	$ -	$ -	$ -	$ -	$ -	0.00%
45010 - Dental Contribution	$ 4,096	$ 5,319	$ 4,688	$ 5,024	$ 6,557	$ 5,205	$ 6,339	$ 6,339	82.12%
45019 - Dental Subsidy	$ -	$ -	$ -	$ -	$ -	$ -	$ -	$ -	0.00%
45100 - FICA/SS Contribution	$ 64,338	$ 70,233	$ 71,036	$ 90,886	$ 117,875	$ 91,450	$ 127,674	$ 126,796	71.63%
45109 - FICA/SS Subsidy	$ -	$ -	$ -	$ -	$ -	$ -	$ -	$ -	0.00%
45200 - IMRF Contribution	$ 69,397	$ 82,648	$ 67,705	$ 62,196	$ 70,895	$ 64,765	$ 92,298	$ 91,671	70.17%
45209 - IMRF Subsidy	$ -	$ -	$ -	$ -	$ -	$ -	$ -	$ -	0.00%
53010 - Workers Compensation	$ 23,734	$ 30,019	$ 32,206	$ 28,457	$ 33,935	$ 29,252	$ 29,252	$ 29,053	100.00%
Personnel Services- Salaries & Wages	**$ 891,628**	**$ 974,801**	**$ 985,223**	**$ 1,252,196**	**$ 1,622,759**	**$ 1,240,366**	**$ 1,690,268**	**$ 1,678,803**	**73.38%**
40000 - Salaries and Wages	$ 891,628	$ 974,801	$ 985,223	$ 1,252,196	$ 1,622,759	$ 1,240,366	$ 1,690,268	$ 1,678,803	73.38%
40002 - Non-Union Wage Increase	$ -	$ -	$ -	$ -	$ -	$ -	$ -	$ -	0.00%
40003 - Cost of Living Increase	$ -	$ -	$ -	$ -	$ -	$ -	$ -	$ -	0.00%
40004 - Merit Increase	$ -	$ -	$ -	$ -	$ -	$ -	$ -	$ -	0.00%
40009 - Salaries and Wages Subsidy	$ -	$ -	$ -	$ -	$ -	$ -	$ -	$ -	0.00%
220 Title IV-D									

Committee Revenue Budget Report - by Account Detail

Through September 30, 2025 (83.3% YTD, 84.62% Payroll Expense through Pay Period Ending 09/27/2025)

***2020, 2021, 2022, 2023 and 2024 Actual Fiscal Year**

Department / Fund / Account Classification	2020 Actual Amount*	2021 Actual Amount*	2022 Actual Amount*	2023 Actual Amount*	2024 Actual Amount*	2025 Actual Amount	2025 Amended Budget	2025 Adopted Budget	2025 YTD% Actual/Amended Budget
Revenue	***$ 571,532***	***$ 862,288***	***$ 840,799***	***$ 881,912***	***$ 821,557***	***$ 433,297***	***$ 927,796***	***$ 922,429***	***46.70%***
Interest Revenue	**$ -**	**$ -**	**$ -**	**$ 5,213**	**$ 25,830**	**$ 12,153**	**$ 5,000**	**$ 5,000**	**243.06%**
38000 - Investment Income	$ -	$ -	$ -	$ 5,213	$ 25,830	$ 12,153	$ 5,000	$ 5,000	243.06%
Other	**$ -**	**$ -**	**$ -**	**$ -**	**$ -**	**$ -**	**$ 191,552**	**$ 186,185**	**0.00%**
39900 - Fund Balance Utilization	$ -	$ -	$ -	$ -	$ -	$ -	$ 191,552	$ 186,185	0.00%
Transfers In	**$ -**	**$ 69,877**	**$ 173,153**	**$ 181,339**	**$ 29,828**	**$ 4,933**	**$ 4,933**	**$ 4,933**	**100.00%**
39000 - Transfer From Other Funds	$ -	$ 69,877	$ -	$ -	$ -	$ -	$ -	$ -	0.00%
39120 - Transfer from Grand Victoria Casino Elgin Fund 120	$ -	$ -	$ 173,153	$ 181,339	$ 29,828	$ 4,933	$ 4,933	$ 4,933	100.00%
Grants	**$ 571,532**	**$ 792,411**	**$ 667,646**	**$ 695,360**	**$ 765,898**	**$ 416,211**	**$ 726,311**	**$ 726,311**	**57.30%**
32020 - Title IV-D Grant	$ 571,532	$ 792,411	$ 667,646	$ 695,360	$ 765,898	$ 416,211	$ 726,311	$ 726,311	57.30%
Expenses	***$ 669,183***	***$ 726,544***	***$ 676,579***	***$ 696,113***	***$ 860,382***	***$ 658,398***	***$ 927,796***	***$ 922,429***	***70.96%***
Capital	**$ -**	**$ -**	**$ -**	**$ -**	**$ -**	**$ -**	**$ -**	**$ -**	**0.00%**
70090 - Office Equipment	$ -	$ -	$ -	$ -	$ -	$ -	$ -	$ -	0.00%
Commodities	**$ 13,767**	**$ 993**	**$ 2,471**	**$ 1,637**	**$ -**	**$ 1,064**	**$ 1,000**	**$ 1,000**	**106.41%**
60000 - Office Supplies	$ 11,263	$ 993	$ 2,471	$ 1,637	$ -	$ 1,064	$ 500	$ 500	212.82%
60040 - Postage	$ -	$ -	$ -	$ -	$ -	$ -	$ -	$ -	0.00%
60050 - Books and Subscriptions	$ -	$ -	$ -	$ -	$ -	$ -	$ 500	$ 500	0.00%
60060 - Computer Software- Non Capital	$ 2,504	$ -	$ -	$ -	$ -	$ -	$ -	$ -	0.00%
Contingency and Other	**$ -**	**$ -**	**$ -**	**$ -**	**$ -**	**$ -**	**$ -**	**$ -**	**0.00%**
89000 - Addition to Fund Balance	$ -	$ -	$ -	$ -	$ -	$ -	$ -	$ -	0.00%
Contractual Services	**$ 11,533**	**$ 10,685**	**$ 15,690**	**$ 15,939**	**$ 22,021**	**$ 27,366**	**$ 54,676**	**$ 54,506**	**50.05%**
50150 - Contractual/Consulting Services	$ -	$ -	$ -	$ -	$ -	$ -	$ 10,000	$ 10,000	0.00%
50240 - Trials and Costs of Hearing	$ -	$ -	$ -	$ -	$ -	$ -	$ 5,000	$ 5,000	0.00%
50280 - Legal Process Server Costs	$ -	$ -	$ -	$ -	$ -	$ -	$ -	$ -	0.00%
53000 - Liability Insurance	$ 9,544	$ 9,815	$ 13,665	$ 15,027	$ 19,241	$ 24,742	$ 24,742	$ 24,574	100.00%
53020 - Unemployment Claims	$ 274	$ 310	$ 413	$ 206	$ 310	$ 334	$ 334	$ 332	100.00%
53100 - Conferences and Meetings	$ -	$ -	$ -	$ -	$ 370	$ -	$ 5,000	$ 5,000	0.00%
53110 - Employee Training	$ -	$ -	$ -	$ 146	$ -	$ -	$ 7,500	$ 7,500	0.00%
53120 - Employee Mileage Expense	$ -	$ -	$ 37	$ -	$ -	$ -	$ -	$ -	0.00%
53130 - General Association Dues	$ 1,715	$ 560	$ 1,575	$ 560	$ 2,100	$ 2,290	$ 2,100	$ 2,100	109.05%
Personnel Services- Employee Benefits	**$ 183,340**	**$ 197,906**	**$ 184,302**	**$ 176,422**	**$ 192,054**	**$ 144,370**	**$ 205,237**	**$ 204,564**	**70.34%**
45000 - Healthcare Contribution	$ 99,315	$ 96,955	$ 99,222	$ 99,622	$ 98,602	$ 68,956	$ 102,737	$ 102,737	67.12%
45010 - Dental Contribution	$ 3,475	$ 3,290	$ 3,159	$ 3,029	$ 3,490	$ 2,241	$ 3,511	$ 3,511	63.82%
45100 - FICA/SS Contribution	$ 33,637	$ 38,302	$ 35,046	$ 37,122	$ 47,937	$ 35,886	$ 51,030	$ 50,683	70.32%
45200 - IMRF Contribution	$ 35,269	$ 43,965	$ 30,382	$ 25,225	$ 28,785	$ 25,745	$ 36,417	$ 36,170	70.70%
53010 - Workers Compensation	$ 11,644	$ 15,393	$ 16,492	$ 11,424	$ 13,240	$ 11,542	$ 11,542	$ 11,463	100.00%
Personnel Services- Salaries & Wages	**$ 460,543**	**$ 516,960**	**$ 474,117**	**$ 502,115**	**$ 646,307**	**$ 485,598**	**$ 666,883**	**$ 662,359**	**72.82%**
40000 - Salaries and Wages	$ 460,543	$ 490,960	$ 474,117	$ 502,115	$ 646,307	$ 485,598	$ 666,883	$ 662,359	72.82%
40002 - Non-Union Wage Increase	$ -	$ -	$ -	$ -	$ -	$ -	$ -	$ -	0.00%
40003 - Cost of Living Increase	$ -	$ -	$ -	$ -	$ -	$ -	$ -	$ -	0.00%
40004 - Merit Increase	$ -	$ -	$ -	$ -	$ -	$ -	$ -	$ -	0.00%
40040 - Lump Sum Distribution	$ -	$ 26,000	$ -	$ -	$ -	$ -	$ -	$ -	0.00%
221 Drug Prosecution									

Committee Revenue Budget Report - by Account Detail

Through September 30, 2025 (83.3% YTD, 84.62% Payroll Expense through Pay Period Ending 09/27/2025)

***2020, 2021, 2022, 2023 and 2024 Actual Fiscal Year**

Department / Fund / Account Classification	2020 Actual Amount*	2021 Actual Amount*	2022 Actual Amount*	2023 Actual Amount*	2024 Actual Amount*	2025 Actual Amount	2025 Amended Budget	2025 Adopted Budget	2025 YTD% Actual/Amended Budget
Revenue	***$ 226,681***	***$ 269,700***	***$ 374,395***	***$ 675,652***	***$ 617,532***	***$ 324,571***	***$ 676,104***	***$ 672,201***	***48.01%***
Interest Revenue	**$ -**	**$ -**	**$ -**	**$ (871)**	**$ 20,170**	**$ 8,345**	**$ -**	**$ -**	**0.00%**
38000 - Investment Income	$ -	$ -	$ -	$ (871)	$ 20,170	$ 8,345	$ -	$ -	0.00%
Other	**$ -**	**$ 626**	**$ -**	**$ -**	**$ -**	**$ -**	**$ 313,270**	**$ 213,794**	**0.00%**
38900 - Miscellaneous Other	$ -	$ 626	$ -	$ -	$ -	$ -	$ -	$ -	0.00%
39900 - Fund Balance Utilization	$ -	$ -	$ -	$ -	$ -	$ -	$ 313,270	$ 213,794	0.00%
Transfers In	**$ -**	**$ 112,613**	**$ 196,832**	**$ 428,449**	**$ 356,327**	**$ 246,976**	**$ 246,976**	**$ 246,976**	**100.00%**
39000 - Transfer From Other Funds	$ -	$ 112,613	$ -	$ -	$ -	$ -	$ -	$ -	0.00%
39120 - Transfer from Grand Victoria Casino Elgin Fund 120	$ -	$ -	$ 85,192	$ 180,894	$ 356,327	$ 246,976	$ 246,976	$ 246,976	100.00%
39234 - Transfer From Drug Asset Forfeiture Fund 234	$ -	$ -	$ -	$ 247,555	$ -	$ -	$ -	$ -	0.00%
39357 - Transfer from COVID Payroll Reimbursement Fund 357	$ -	$ -	$ 111,640	$ -	$ -	$ -	$ -	$ -	0.00%
Grants	**$ 119,646**	**$ 112,028**	**$ 127,431**	**$ 127,431**	**$ 127,431**	**$ 31,858**	**$ 31,858**	**$ 127,431**	**100.00%**
32030 - Drug Prosecution Grant	$ 119,646	$ 112,028	$ 127,431	$ 127,431	$ 127,431	$ 31,858	$ 31,858	$ 127,431	100.00%
Fines	**$ 107,035**	**$ 44,433**	**$ 50,132**	**$ 120,643**	**$ 113,604**	**$ 37,393**	**$ 84,000**	**$ 84,000**	**44.52%**
36020 - Drug Fines	$ 107,035	$ 44,433	$ 50,132	$ 62,877	$ 30,775	$ 28,955	$ 30,000	$ 30,000	96.52%
36025 - Forfeited Funds	$ -	$ -	$ -	$ 57,767	$ 82,829	$ 8,437	$ 54,000	$ 54,000	15.62%
Expenses	***$ 296,294***	***$ 286,624***	***$ 309,061***	***$ 486,623***	***$ 638,130***	***$ 497,570***	***$ 676,104***	***$ 672,201***	***73.59%***
Commodities	**$ -**	**$ -**	**$ -**	**$ -**	**$ -**	**$ -**	**$ -**	**$ -**	**0.00%**
60070 - Computer Hardware- Non Capital	$ -	$ -	$ -	$ -	$ -	$ -	$ -	$ -	0.00%
64000 - Telephone	$ -	$ -	$ -	$ -	$ -	$ -	$ -	$ -	0.00%
Contingency and Other	**$ -**	**$ -**	**$ -**	**$ -**	**$ -**	**$ -**	**$ -**	**$ -**	**0.00%**
89000 - Addition to Fund Balance	$ -	$ -	$ -	$ -	$ -	$ -	$ -	$ -	0.00%
Contractual Services	**$ 5,661**	**$ 4,322**	**$ 14,159**	**$ 19,063**	**$ 31,529**	**$ 27,220**	**$ 27,837**	**$ 27,713**	**97.78%**
50270 - Court Reporter Costs	$ -	$ -	$ 2,654	$ 6,206	$ 9,210	$ 4,673	$ -	$ -	0.00%
53000 - Liability Insurance	$ 4,245	$ 3,951	$ 7,067	$ 7,754	$ 13,983	$ 17,994	$ 17,994	$ 17,872	100.00%
53020 - Unemployment Claims	$ 122	$ 125	$ 214	$ 107	$ 225	$ 243	$ 243	$ 241	100.00%
53100 - Conferences and Meetings	$ 244	$ 106	$ 3,156	$ 2,756	$ 6,301	$ 2,020	$ 7,500	$ 7,500	26.93%
53120 - Employee Mileage Expense	$ -	$ -	$ 18	$ -	$ -	$ -	$ -	$ -	0.00%
53130 - General Association Dues	$ 1,050	$ 140	$ 1,050	$ 2,240	$ 1,810	$ 2,290	$ 2,100	$ 2,100	109.05%
Personnel Services- Employee Benefits	**$ 81,719**	**$ 77,911**	**$ 76,271**	**$ 114,914**	**$ 141,941**	**$ 144,623**	**$ 163,272**	**$ 162,783**	**88.58%**
45000 - Healthcare Contribution	$ 44,346	$ 37,992	$ 35,840	$ 63,329	$ 74,806	$ 93,824	$ 88,860	$ 88,860	105.59%
45010 - Dental Contribution	$ 469	$ 826	$ 1,258	$ 1,962	$ 2,145	$ 2,165	$ 2,430	$ 2,430	89.10%
45100 - FICA/SS Contribution	$ 15,385	$ 15,322	$ 16,200	$ 25,851	$ 34,224	$ 23,329	$ 37,107	$ 36,855	62.87%
45200 - IMRF Contribution	$ 16,341	$ 17,573	$ 14,443	$ 17,876	$ 21,144	$ 16,912	$ 26,483	$ 26,303	63.86%
53010 - Workers Compensation	$ 5,179	$ 6,197	$ 8,530	$ 5,895	$ 9,622	$ 8,392	$ 8,392	$ 8,335	100.00%
Personnel Services- Salaries & Wages	**$ 208,913**	**$ 204,391**	**$ 218,631**	**$ 352,645**	**$ 464,660**	**$ 325,728**	**$ 484,995**	**$ 481,705**	**67.16%**
40000 - Salaries and Wages	$ 208,913	$ 195,391	$ 218,631	$ 352,645	$ 464,660	$ 325,728	$ 484,995	$ 481,705	67.16%
40002 - Non-Union Wage Increase	$ -	$ -	$ -	$ -	$ -	$ -	$ -	$ -	0.00%
40003 - Cost of Living Increase	$ -	$ -	$ -	$ -	$ -	$ -	$ -	$ -	0.00%
40004 - Merit Increase	$ -	$ -	$ -	$ -	$ -	$ -	$ -	$ -	0.00%
40040 - Lump Sum Distribution	$ -	$ 9,000	$ -	$ -	$ -	$ -	$ -	$ -	0.00%
222 Victim Coordinator Services									

Committee Revenue Budget Report - by Account Detail

Through September 30, 2025 (83.3% YTD, 84.62% Payroll Expense through Pay Period Ending 09/27/2025)

***2020, 2021, 2022, 2023 and 2024 Actual Fiscal Year**

Department / Fund / Account Classification	2020 Actual Amount*	2021 Actual Amount*	2022 Actual Amount*	2023 Actual Amount*	2024 Actual Amount*	2025 Actual Amount	2025 Amended Budget	2025 Adopted Budget	2025 YTD% Actual/Amended Budget
Revenue	***$ 127,713***	***$ 144,393***	***$ 181,245***	***$ 163,386***	***$ 349,579***	***$ 360,368***	***$ 406,439***	***$ 404,212***	***88.66%***
Interest Revenue	**$ -**	**$ -**	**$ -**	**$ 1,438**	**$ 2,775**	**$ 5,785**	**$ 1,000**	**$ 1,000**	**578.52%**
38000 - Investment Income	$ -	$ -	$ -	$ 1,438	$ 2,775	$ 5,785	$ 1,000	$ 1,000	578.52%
Other	**$ -**	**$ -**	**$ -**	**$ -**	**$ -**	**$ -**	**$ 50,856**	**$ 48,629**	**0.00%**
39900 - Fund Balance Utilization	$ -	$ -	$ -	$ -	$ -	$ -	$ 50,856	$ 48,629	0.00%
Reimbursements	**$ 13,750**	**$ -**	**$ -**	**$ -**	**$ -**	**$ -**	**$ -**	**$ -**	**0.00%**
37900 - Miscellaneous Reimbursement	$ 13,750	$ -	$ -	$ -	$ -	$ -	$ -	$ -	0.00%
Transfers In	**$ 103,851**	**$ 74,207**	**$ 124,820**	**$ 100,960**	**$ 246,804**	**$ 254,583**	**$ 254,583**	**$ 254,583**	**100.00%**
39000 - Transfer From Other Funds	$ 103,851	$ 74,207	$ -	$ -	$ -	$ -	$ -	$ -	0.00%
39120 - Transfer from Grand Victoria Casino Elgin Fund 120	$ -	$ -	$ 124,820	$ 100,960	$ 246,804	$ 254,583	$ 254,583	$ 254,583	100.00%
Grants	**$ 10,112**	**$ 70,186**	**$ 56,425**	**$ 60,988**	**$ 100,000**	**$ 100,000**	**$ 100,000**	**$ 100,000**	**100.00%**
32050 - Atty General Victim Coord Grant	$ 10,112	$ 70,186	$ 56,425	$ 60,988	$ 100,000	$ 100,000	$ 100,000	$ 100,000	100.00%
32320 - Law Enforcement/Victim Ast Grant	$ -	$ -	$ -	$ -	$ -	$ -	$ -	$ -	0.00%
Expenses	***$ 200,785***	***$ 152,412***	***$ 125,702***	***$ 258,743***	***$ 343,938***	***$ 199,793***	***$ 406,439***	***$ 404,212***	***49.16%***
Contingency and Other	**$ -**	**$ -**	**$ -**	**$ -**	**$ -**	**$ -**	**$ -**	**$ -**	**0.00%**
89000 - Addition to Fund Balance	$ -	$ -	$ -	$ -	$ -	$ -	$ -	$ -	0.00%
Contractual Services	**$ 3,388**	**$ 2,681**	**$ 2,424**	**$ 3,893**	**$ 6,779**	**$ 10,390**	**$ 10,390**	**$ 10,319**	**100.00%**
50150 - Contractual/Consulting Services	$ 200	$ -	$ -	$ -	$ -	$ -	$ -	$ -	0.00%
53000 - Liability Insurance	$ 3,098	$ 2,598	$ 2,038	$ 3,245	$ 6,671	$ 10,251	$ 10,251	$ 10,181	100.00%
53020 - Unemployment Claims	$ 90	$ 83	$ 63	$ 45	$ 108	$ 139	$ 139	$ 138	100.00%
53100 - Conferences and Meetings	$ -	$ -	$ 323	$ 603	$ -	$ -	$ -	$ -	0.00%
Personnel Services- Employee Benefits	**$ 59,228**	**$ 46,917**	**$ 39,578**	**$ 72,145**	**$ 102,836**	**$ 67,036**	**$ 119,774**	**$ 119,493**	**55.97%**
45000 - Healthcare Contribution	$ 33,861	$ 26,151	$ 25,319	$ 46,327	$ 69,190	$ 45,972	$ 76,475	$ 76,475	60.11%
45010 - Dental Contribution	$ 911	$ 890	$ 760	$ 1,181	$ 2,133	$ 1,596	$ 2,287	$ 2,287	69.79%
45100 - FICA/SS Contribution	$ 9,862	$ 7,366	$ 5,971	$ 13,240	$ 16,815	$ 8,584	$ 21,142	$ 20,997	40.60%
45200 - IMRF Contribution	$ 10,815	$ 8,436	$ 5,069	$ 8,944	$ 10,108	$ 6,102	$ 15,088	$ 14,985	40.44%
53010 - Workers Compensation	$ 3,779	$ 4,074	$ 2,460	$ 2,453	$ 4,590	$ 4,782	$ 4,782	$ 4,749	100.00%
Personnel Services- Salaries & Wages	**$ 138,170**	**$ 102,813**	**$ 83,700**	**$ 182,705**	**$ 234,323**	**$ 122,367**	**$ 276,275**	**$ 274,400**	**44.29%**
40000 - Salaries and Wages	$ 138,170	$ 95,113	$ 83,700	$ 182,705	$ 234,323	$ 122,367	$ 276,275	$ 274,400	44.29%
40002 - Non-Union Wage Increase	$ -	$ -	$ -	$ -	$ -	$ -	$ -	$ -	0.00%
40003 - Cost of Living Increase	$ -	$ -	$ -	$ -	$ -	$ -	$ -	$ -	0.00%
40004 - Merit Increase	$ -	$ -	$ -	$ -	$ -	$ -	$ -	$ -	0.00%
40040 - Lump Sum Distribution	$ -	$ 7,700	$ -	$ -	$ -	$ -	$ -	$ -	0.00%
223 Domestic Violence									
Revenue	***$ 336,843***	***$ 209,938***	***$ 148,337***	***$ 358,956***	***$ 464,631***	***$ 172,814***	***$ 312,152***	***$ 310,367***	***55.36%***
Interest Revenue	**$ 6,829**	**$ 399**	**$ 527**	**$ 8,956**	**$ 13,876**	**$ 7,983**	**$ 7,000**	**$ 7,000**	**114.04%**
38000 - Investment Income	$ 6,829	$ 399	$ 527	$ 8,956	$ 13,876	$ 7,983	$ 7,000	$ 7,000	114.04%
Other	**$ -**	**$ -**	**$ -**	**$ -**	**$ -**	**$ -**	**$ 140,321**	**$ 138,536**	**0.00%**
39900 - Fund Balance Utilization	$ -	$ -	$ -	$ -	$ -	$ -	$ 140,321	$ 138,536	0.00%
Transfers In	**$ 330,014**	**$ 209,539**	**$ 147,810**	**$ 350,000**	**$ 450,755**	**$ 164,831**	**$ 164,831**	**$ 164,831**	**100.00%**
39000 - Transfer From Other Funds	$ 330,014	$ 209,539	$ -	$ -	$ -	$ -	$ -	$ -	0.00%
39120 - Transfer from Grand Victoria Casino Elgin Fund 120	$ -	$ -	$ 147,810	$ 350,000	$ 450,755	$ 164,831	$ 164,831	$ 164,831	100.00%
Expenses	***$ 308,368***	***$ 330,790***	***$ 271,075***	***$ 317,691***	***$ 358,168***	***$ 234,048***	***$ 312,152***	***$ 310,367***	***74.98%***

Committee Revenue Budget Report - by Account Detail

Through September 30, 2025 (83.3% YTD, 84.62% Payroll Expense through Pay Period Ending 09/27/2025)

***2020, 2021, 2022, 2023 and 2024 Actual Fiscal Year**

Department / Fund / Account Classification	2020 Actual Amount*	2021 Actual Amount*	2022 Actual Amount*	2023 Actual Amount*	2024 Actual Amount*	2025 Actual Amount	2025 Amended Budget	2025 Adopted Budget	2025 YTD% Actual/Amended Budget
Commodities	**$ -**	**$ -**	**$ -**	**$ -**	**$ -**	**$ -**	**$ -**	**$ -**	**0.00%**
60000 - Office Supplies	$ -	$ -	$ -	$ -	$ -	$ -	$ -	$ -	0.00%
60050 - Books and Subscriptions	$ -	$ -	$ -	$ -	$ -	$ -	$ -	$ -	0.00%
64000 - Telephone	$ -	$ -	$ -	$ -	$ -	$ -	$ -	$ -	0.00%
Contingency and Other	**$ -**	**$ -**	**$ -**	**$ -**	**$ -**	**$ -**	**$ -**	**$ -**	**0.00%**
89000 - Addition to Fund Balance	$ -	$ -	$ -	$ -	$ -	$ -	$ -	$ -	0.00%
Contractual Services	**$ 7,987**	**$ 4,727**	**$ 8,611**	**$ 7,694**	**$ 13,564**	**$ 8,844**	**$ 19,385**	**$ 19,329**	**45.62%**
50150 - Contractual/Consulting Services	$ -	$ -	$ -	$ -	$ -	$ -	$ 2,500	$ 2,500	0.00%
50240 - Trials and Costs of Hearing	$ -	$ -	$ 680	$ 504	$ -	$ -	$ 1,500	$ 1,500	0.00%
50270 - Court Reporter Costs	$ -	$ -	$ -	$ 1,000	$ 196	$ 124	$ 1,000	$ 1,000	12.40%
50290 - Investigations	$ -	$ -	$ -	$ -	$ -	$ -	$ 1,000	$ 1,000	0.00%
53000 - Liability Insurance	$ 6,980	$ 4,446	$ 4,980	$ 5,726	$ 11,734	$ 8,224	$ 8,224	$ 8,168	100.00%
53020 - Unemployment Claims	$ 202	$ 141	$ 151	$ 79	$ 189	$ 111	$ 111	$ 111	100.00%
53100 - Conferences and Meetings	$ -	$ -	$ -	$ -	$ 150	$ -	$ 2,000	$ 2,000	0.00%
53110 - Employee Training	$ -	$ -	$ 2,275	$ -	$ -	$ -	$ 2,000	$ 2,000	0.00%
53130 - General Association Dues	$ 805	$ 140	$ 525	$ 385	$ 1,295	$ 385	$ 1,050	$ 1,050	36.67%
Personnel Services- Employee Benefits	**$ 73,456**	**$ 97,489**	**$ 93,319**	**$ 95,858**	**$ 87,098**	**$ 59,793**	**$ 71,111**	**$ 70,886**	**84.08%**
45000 - Healthcare Contribution	$ 29,099	$ 54,786	$ 66,854	$ 64,274	$ 47,104	$ 34,423	$ 37,492	$ 37,492	91.81%
45010 - Dental Contribution	$ 590	$ 1,356	$ 1,283	$ 1,457	$ 1,101	$ 796	$ 718	$ 718	110.83%
45100 - FICA/SS Contribution	$ 16,947	$ 16,367	$ 11,600	$ 15,071	$ 18,910	$ 12,091	$ 16,960	$ 16,844	71.29%
45200 - IMRF Contribution	$ 18,304	$ 18,008	$ 7,572	$ 10,712	$ 11,909	$ 8,646	$ 12,105	$ 12,022	71.43%
53010 - Workers Compensation	$ 8,516	$ 6,973	$ 6,010	$ 4,344	$ 8,074	$ 3,836	$ 3,836	$ 3,810	100.00%
Personnel Services- Salaries & Wages	**$ 226,926**	**$ 228,574**	**$ 169,145**	**$ 214,139**	**$ 257,506**	**$ 165,411**	**$ 221,656**	**$ 220,152**	**74.63%**
40000 - Salaries and Wages	$ 226,926	$ 173,529	$ 169,145	$ 214,139	$ 257,506	$ 165,411	$ 221,656	$ 220,152	74.63%
40002 - Non-Union Wage Increase	$ -	$ -	$ -	$ -	$ -	$ -	$ -	$ -	0.00%
40003 - Cost of Living Increase	$ -	$ -	$ -	$ -	$ -	$ -	$ -	$ -	0.00%
40004 - Merit Increase	$ -	$ -	$ -	$ -	$ -	$ -	$ -	$ -	0.00%
40040 - Lump Sum Distribution	$ -	$ 55,000	$ -	$ -	$ -	$ -	$ -	$ -	0.00%
40200 - Overtime Salaries	$ -	$ 45	$ -	$ -	$ -	$ -	$ -	$ -	0.00%
Transfers Out	**$ -**	**$ -**	**$ -**	**$ -**	**$ -**	**$ -**	**$ -**	**$ -**	**0.00%**
99200 - Transfer to Court Automation Fund 200	$ -	$ -	$ -	$ -	$ -	$ -	$ -	$ -	0.00%
224 Environmental Prosecution									
Revenue	***$ 1***	***$ -***	***$ -***	***$ -***	***$ -***	***$ -***	***$ -***	***$ -***	***0.00%***
Interest Revenue	**$ 1**	**$ -**	**$ -**	**$ -**	**$ -**	**$ -**	**$ -**	**$ -**	**0.00%**
38000 - Investment Income	$ 1	$ -	$ -	$ -	$ -	$ -	$ -	$ -	0.00%
Expenses	***$ 589***	***$ -***	***$ -***	***$ -***	***$ -***	***$ -***	***$ -***	***$ -***	***0.00%***
Transfers Out	**$ 589**	**$ -**	**$ -**	**$ -**	**$ -**	**$ -**	**$ -**	**$ -**	**0.00%**
99000 - Transfer To Other Funds	$ 589	$ -	$ -	$ -	$ -	$ -	$ -	$ -	0.00%
225 Auto Theft Task Force									
Revenue	***$ 601***	***$ (1)***	***$ (500)***	***$ 1,864***	***$ 2,347***	***$ 1,423***	***$ 2,000***	***$ 2,000***	***71.13%***
Interest Revenue	**$ 601**	**$ (1)**	**$ (500)**	**$ 1,864**	**$ 2,347**	**$ 1,423**	**$ 2,000**	**$ 2,000**	**71.13%**
38000 - Investment Income	$ 601	$ (1)	$ (500)	$ 1,864	$ 2,347	$ 1,423	$ 2,000	$ 2,000	71.13%
Expenses	***$ -***	***$ -***	***$ -***	***$ -***	***$ -***	***$ -***	***$ 2,000***	***$ 2,000***	***0.00%***

Committee Revenue Budget Report - by Account Detail

Through September 30, 2025 (83.3% YTD, 84.62% Payroll Expense through Pay Period Ending 09/27/2025)

***2020, 2021, 2022, 2023 and 2024 Actual Fiscal Year**

Department / Fund / Account Classification	2020 Actual Amount*	2021 Actual Amount*	2022 Actual Amount*	2023 Actual Amount*	2024 Actual Amount*	2025 Actual Amount	2025 Amended Budget	2025 Adopted Budget	2025 YTD% Actual/Amended Budget
Contingency and Other	**$ -**	**$ -**	**$ -**	**$ -**	**$ -**	**$ -**	**$ 2,000**	**$ 2,000**	**0.00%**
89000 - Addition to Fund Balance	$ -	$ -	$ -	$ -	$ -	$ -	$ 2,000	$ 2,000	0.00%
226 Weed and Seed									
Revenue	***$ -***	***$ -***	***$ -***	***$ 421***	***$ 1,442***	***$ 734***	***$ -***	***$ -***	***0.00%***
Interest Revenue	**$ -**	**$ -**	**$ -**	**$ 421**	**$ 1,442**	**$ 734**	**$ -**	**$ -**	**0.00%**
38000 - Investment Income	$ -	$ -	$ -	$ 421	$ 1,442	$ 734	$ -	$ -	0.00%
Other	**$ -**	**$ -**	**$ -**	**$ -**	**$ -**	**$ -**	**$ -**	**$ -**	**0.00%**
39900 - Fund Balance Utilization	$ -	$ -	$ -	$ -	$ -	$ -	$ -	$ -	0.00%
Expenses	***$ -***	***$ -***	***$ -***	***$ 9,646***	***$ 1,802***	***$ 3,955***	***$ -***	***$ -***	***0.00%***
Commodities	**$ -**	**$ -**	**$ -**	**$ 9,497**	**$ 1,469**	**$ 3,955**	**$ -**	**$ -**	**0.00%**
60000 - Office Supplies	$ -	$ -	$ -	$ 9,497	$ 1,469	$ 3,955	$ -	$ -	0.00%
Contingency and Other	**$ -**	**$ -**	**$ -**	**$ -**	**$ -**	**$ -**	**$ -**	**$ -**	**0.00%**
89000 - Addition to Fund Balance	$ -	$ -	$ -	$ -	$ -	$ -	$ -	$ -	0.00%
Contractual Services	**$ -**	**$ -**	**$ -**	**$ 149**	**$ 332**	**$ -**	**$ -**	**$ -**	**0.00%**
53100 - Conferences and Meetings	$ -	$ -	$ -	$ 149	$ 332	$ -	$ -	$ -	0.00%
230 Child Advocacy Center									
Revenue	***$ 1,031,432***	***$ 1,580,690***	***$ 1,248,438***	***$ 1,701,499***	***$ 2,017,613***	***$ 2,018,874***	***$ 2,765,187***	***$ 2,750,272***	***73.01%***
Interest Revenue	**$ 6,220**	**$ 1,793**	**$ (4,991)**	**$ 35,675**	**$ 35,768**	**$ 26,964**	**$ 29,000**	**$ 29,000**	**92.98%**
38000 - Investment Income	$ 6,220	$ 1,793	$ (4,991)	$ 35,675	$ 35,768	$ 26,964	$ 29,000	$ 29,000	92.98%
Other	**$ -**	**$ -**	**$ 25**	**$ -**	**$ 1,991**	**$ 35**	**$ 436,858**	**$ 421,943**	**0.01%**
38900 - Miscellaneous Other	$ -	$ -	$ 25	$ -	$ 1,991	$ 35	$ -	$ -	0.00%
39900 - Fund Balance Utilization	$ -	$ -	$ -	$ -	$ -	$ -	$ 436,858	$ 421,943	0.00%
Reimbursements	**$ 5,833**	**$ 70,000**	**$ 35,000**	**$ 35,000**	**$ -**	**$ 70,000**	**$ 35,000**	**$ 35,000**	**200.00%**
37040 - CAC Invest Salary Reimbursement	$ 5,833	$ 70,000	$ 35,000	$ 35,000	$ -	$ 70,000	$ 35,000	$ 35,000	200.00%
Charges for Services	**$ 371,158**	**$ 468,245**	**$ 479,264**	**$ 481,040**	**$ 502,678**	**$ 411,937**	**$ 450,000**	**$ 450,000**	**91.54%**
35020 - Child Advocacy Center Fees	$ 371,158	$ 468,245	$ 479,264	$ 481,040	$ 502,678	$ 411,937	$ 450,000	$ 450,000	91.54%
Transfers In	**$ 494,310**	**$ 755,144**	**$ 473,140**	**$ 690,656**	**$ 888,556**	**$ 1,064,481**	**$ 1,064,481**	**$ 1,064,481**	**100.00%**
39000 - Transfer From Other Funds	$ 494,310	$ 755,144	$ -	$ -	$ -	$ -	$ -	$ -	0.00%
39120 - Transfer from Grand Victoria Casino Elgin Fund 120	$ -	$ -	$ 473,140	$ 690,656	$ 888,556	$ 1,064,481	$ 1,064,481	$ 1,064,481	100.00%
Grants	**$ 153,911**	**$ 285,508**	**$ 266,001**	**$ 459,127**	**$ 588,621**	**$ 445,456**	**$ 749,848**	**$ 749,848**	**59.41%**
32000 - Attorney General CAC Grant	$ 6,097	$ 17,987	$ 21,928	$ 45,575	$ 9,700	$ 85,975	$ 85,000	$ 85,000	101.15%
32010 - DCFS- Child Advocacy Cntr Grant	$ 37,995	$ 97,590	$ 109,625	$ 271,416	$ 451,771	$ 286,982	$ 542,923	$ 542,923	52.86%
32076 - CESF Grant	$ -	$ 16,000	$ 34,020	$ 2,708	$ -	$ -	$ -	$ -	0.00%
32715 - Fit For Kids Grant	$ -	$ -	$ -	$ -	$ -	$ 3,000	$ -	$ -	0.00%
33550 - VOCA Grant	$ 109,819	$ 153,931	$ 100,428	$ 139,428	$ 127,150	$ 69,500	$ 121,925	$ 121,925	57.00%
Expenses	***$ 1,100,409***	***$ 1,221,642***	***$ 1,237,132***	***$ 1,681,183***	***$ 2,425,458***	***$ 2,022,931***	***$ 2,765,187***	***$ 2,750,272***	***73.16%***
Capital	**$ -**	**$ -**	**$ -**	**$ 16**	**$ 71,097**	**$ -**	**$ -**	**$ -**	**0.00%**
70020 - Computer Software- Capital	$ -	$ -	$ -	$ 16	$ -	$ -	$ -	$ -	0.00%
70070 - Automotive Equipment	$ -	$ -	$ -	$ -	$ 71,097	$ -	$ -	$ -	0.00%
Commodities	**$ 18,305**	**$ 44,946**	**$ 35,928**	**$ 48,700**	**$ 42,747**	**$ 31,994**	**$ 45,238**	**$ 45,238**	**70.72%**
60000 - Office Supplies	$ 1,475	$ 751	$ 1,158	$ 443	$ 103	$ -	$ 1,000	$ 1,000	0.00%
60010 - Operating Supplies	$ 3,336	$ 30,508	$ 2,653	$ 29,114	$ 21,304	$ 19,609	$ 23,238	$ 23,238	84.38%
60020 - Computer Related Supplies	$ 7,434	$ 6,173	$ 4,880	$ -	$ -	$ -	$ 2,500	$ 2,500	0.00%

Committee Revenue Budget Report - by Account Detail

Through September 30, 2025 (83.3% YTD, 84.62% Payroll Expense through Pay Period Ending 09/27/2025)

***2020, 2021, 2022, 2023 and 2024 Actual Fiscal Year**

Department / Fund / Account Classification	2020 Actual Amount*	2021 Actual Amount*	2022 Actual Amount*	2023 Actual Amount*	2024 Actual Amount*	2025 Actual Amount	2025 Amended Budget	2025 Adopted Budget	2025 YTD% Actual/Amended Budget
60050 - Books and Subscriptions	$ -	$ 484	$ 2,904	$ 1,395	$ 983	$ 1,593	$ 1,500	$ 1,500	106.22%
60060 - Computer Software- Non Capital	$ -	$ -	$ 381	$ 5,053	$ 2,636	$ 96	$ 3,000	$ 3,000	3.20%
60070 - Computer Hardware- Non Capital	$ -	$ -	$ 13,115	$ 1,047	$ 6,508	$ 5,067	$ 5,000	$ 5,000	101.34%
60265 - Public Health Commodities - Coronavirus	$ -	$ -	$ -	$ -	$ -	$ -	$ -	$ -	0.00%
60290 - Photography Supplies	$ -	$ -	$ -	$ -	$ -	$ -	$ 1,000	$ 1,000	0.00%
63040 - Fuel- Vehicles	$ 538	$ 1,135	$ 2,928	$ 3,881	$ 2,805	$ 1,309	$ 3,000	$ 3,000	43.63%
64000 - Telephone	$ 5,522	$ 5,895	$ 7,910	$ 7,766	$ 8,408	$ 4,319	$ 5,000	$ 5,000	86.38%
Contingency and Other	**$ -**	**$ -**	**$ -**	**$ -**	**$ -**	**$ -**	**$ -**	**$ -**	**0.00%**
89000 - Addition to Fund Balance	$ -	$ -	$ -	$ -	$ -	$ -	$ -	$ -	0.00%
Contractual Services	**$ 71,917**	**$ 68,005**	**$ 81,606**	**$ 111,434**	**$ 125,822**	**$ 159,115**	**$ 173,553**	**$ 173,080**	**91.68%**
50150 - Contractual/Consulting Services	$ -	$ 1,884	$ 3,546	$ 5,239	$ 6,849	$ 4,406	$ 7,500	$ 7,500	58.75%
50205 - Examinations	$ -	$ -	$ -	$ -	$ -	$ -	$ 2,500	$ 2,500	0.00%
50240 - Trials and Costs of Hearing	$ 52	$ 5,915	$ 3,335	$ 5,022	$ 2,393	$ 252	$ 5,000	$ 5,000	5.03%
50260 - Witness Costs	$ -	$ 2,828	$ -	$ 5,790	$ 289	$ 3,295	$ 4,000	$ 4,000	82.37%
50270 - Court Reporter Costs	$ 2,137	$ 225	$ 2,944	$ 3,253	$ 3,485	$ 2,345	$ 4,000	$ 4,000	58.61%
50620 - Counseling Services	$ 40,150	$ 31,300	$ 18,200	$ 30,750	$ 12,300	$ -	$ 20,000	$ 20,000	0.00%
52140 - Repairs and Maint- Copiers	$ 2,249	$ 3,425	$ 3,840	$ 6,034	$ 6,482	$ 5,310	$ 2,500	$ 2,500	212.42%
52160 - Repairs and Maint- Equipment	$ 368	$ -	$ -	$ -	$ -	$ -	$ -	$ -	0.00%
52230 - Repairs and Maint- Vehicles	$ 1,494	$ 410	$ 2,503	$ 2,052	$ -	$ 404	$ 2,000	$ 2,000	20.18%
53000 - Liability Insurance	$ 15,282	$ 15,928	$ 21,983	$ 29,017	$ 49,431	$ 68,770	$ 68,770	$ 68,303	100.00%
53020 - Unemployment Claims	$ 439	$ 503	$ 664	$ 398	$ 795	$ 927	$ 927	$ 921	100.00%
53060 - General Printing	$ -	$ 121	$ -	$ 698	$ 753	$ 623	$ -	$ -	0.00%
53100 - Conferences and Meetings	$ 5,823	$ 3,109	$ 7,992	$ 9,873	$ 30,232	$ 64,354	$ 33,706	$ 33,706	190.93%
53110 - Employee Training	$ 1,854	$ 84	$ 10,001	$ 10,196	$ 9,506	$ 3,519	$ 15,000	$ 15,000	23.46%
53120 - Employee Mileage Expense	$ 46	$ 3	$ 34	$ 221	$ (57)	$ -	$ 500	$ 500	0.00%
53130 - General Association Dues	$ 2,022	$ 2,270	$ 6,565	$ 2,890	$ 3,365	$ 4,910	$ 7,150	$ 7,150	68.67%
Personnel Services- Employee Benefits	**$ 288,789**	**$ 307,249**	**$ 310,787**	**$ 392,193**	**$ 569,369**	**$ 476,119**	**$ 677,181**	**$ 675,313**	**70.31%**
45000 - Healthcare Contribution	$ 158,881	$ 151,146	$ 166,410	$ 224,439	$ 336,062	$ 265,891	$ 389,186	$ 389,186	68.32%
45010 - Dental Contribution	$ 4,376	$ 4,332	$ 4,212	$ 6,228	$ 9,506	$ 6,579	$ 10,553	$ 10,553	62.34%
45100 - FICA/SS Contribution	$ 51,936	$ 58,867	$ 59,837	$ 82,967	$ 118,476	$ 100,024	$ 143,018	$ 142,055	69.94%
45200 - IMRF Contribution	$ 54,951	$ 67,921	$ 53,797	$ 56,496	$ 71,312	$ 71,279	$ 102,077	$ 101,390	69.83%
53010 - Workers Compensation	$ 18,645	$ 24,982	$ 26,531	$ 22,062	$ 34,013	$ 32,347	$ 32,347	$ 32,129	100.00%
Personnel Services- Salaries & Wages	**$ 721,398**	**$ 801,442**	**$ 808,811**	**$ 1,128,842**	**$ 1,616,423**	**$ 1,355,703**	**$ 1,869,215**	**$ 1,856,641**	**72.53%**
40000 - Salaries and Wages	$ 705,713	$ 741,300	$ 793,168	$ 1,113,113	$ 1,600,823	$ 1,344,003	$ 1,853,615	$ 1,841,041	72.51%
40002 - Non-Union Wage Increase	$ -	$ -	$ -	$ -	$ -	$ -	$ -	$ -	0.00%
40003 - Cost of Living Increase	$ -	$ -	$ -	$ -	$ -	$ -	$ -	$ -	0.00%
40004 - Merit Increase	$ -	$ -	$ -	$ -	$ -	$ -	$ -	$ -	0.00%
40040 - Lump Sum Distribution	$ -	$ 44,500	$ -	$ -	$ -	$ -	$ -	$ -	0.00%
40300 - Employee Per Diem	$ 15,686	$ 15,643	$ 15,643	$ 15,729	$ 15,600	$ 11,700	$ 15,600	$ 15,600	75.00%
Transfers Out	**$ -**	**$ -**	**$ -**	**$ -**	**$ -**	**$ -**	**$ -**	**$ -**	**0.00%**
99200 - Transfer to Court Automation Fund 200	$ -	$ -	$ -	$ -	$ -	$ -	$ -	$ -	0.00%
231 Equitable Sharing Program									

Committee Revenue Budget Report - by Account Detail

Through September 30, 2025 (83.3% YTD, 84.62% Payroll Expense through Pay Period Ending 09/27/2025)

***2020, 2021, 2022, 2023 and 2024 Actual Fiscal Year**

Department / Fund / Account Classification	2020 Actual Amount*	2021 Actual Amount*	2022 Actual Amount*	2023 Actual Amount*	2024 Actual Amount*	2025 Actual Amount	2025 Amended Budget	2025 Adopted Budget	2025 YTD% Actual/Amended Budget
Revenue	***$ 662***	***$ (1)***	***$ (540)***	***$ 5,177***	***$ 2,721***	***$ 1,644***	***$ 7,000***	***$ 7,000***	***23.49%***
Interest Revenue	**$ 662**	**$ (1)**	**$ (540)**	**$ 1,998**	**$ 2,721**	**$ 1,644**	**$ 2,000**	**$ 2,000**	**82.22%**
38000 - Investment Income	$ 662	$ (1)	$ (540)	$ 1,998	$ 2,721	$ 1,644	$ 2,000	$ 2,000	82.22%
Other	**$ -**	**$ -**	**$ -**	**$ 3,179**	**$ -**	**$ -**	**$ 5,000**	**$ 5,000**	**0.00%**
38600 - DOJ Equitable Sharing Proceeds	$ -	$ -	$ -	$ 3,179	$ -	$ -	$ 5,000	$ 5,000	0.00%
Expenses	***$ 1,748***	***$ -***	***$ -***	***$ -***	***$ -***	***$ -***	***$ 7,000***	***$ 7,000***	***0.00%***
Commodities	**$ 1,248**	**$ -**	**$ -**	**$ -**	**$ -**	**$ -**	**$ -**	**$ -**	**0.00%**
60010 - Operating Supplies	$ 1,248	$ -	$ -	$ -	$ -	$ -	$ -	$ -	0.00%
Contingency and Other	**$ -**	**$ -**	**$ -**	**$ -**	**$ -**	**$ -**	**$ 2,000**	**$ 2,000**	**0.00%**
89000 - Addition to Fund Balance	$ -	$ -	$ -	$ -	$ -	$ -	$ 2,000	$ 2,000	0.00%
Contractual Services	**$ 500**	**$ -**	**$ -**	**$ -**	**$ -**	**$ -**	**$ 5,000**	**$ 5,000**	**0.00%**
53110 - Employee Training	$ 500	$ -	$ -	$ -	$ -	$ -	$ 5,000	$ 5,000	0.00%
232 State's Atty Records Automation									
Revenue	***$ 24,024***	***$ 26,062***	***$ 19,024***	***$ 25,624***	***$ 25,272***	***$ 16,545***	***$ 61,047***	***$ 60,767***	***27.10%***
Interest Revenue	**$ 2,754**	**$ 52**	**$ (1,265)**	**$ 5,344**	**$ 4,416**	**$ 1,914**	**$ 4,000**	**$ 4,000**	**47.85%**
38000 - Investment Income	$ 2,754	$ 52	$ (1,265)	$ 5,344	$ 4,416	$ 1,914	$ 4,000	$ 4,000	47.85%
Other	**$ -**	**$ -**	**$ -**	**$ -**	**$ -**	**$ -**	**$ 37,047**	**$ 36,767**	**0.00%**
39900 - Fund Balance Utilization	$ -	$ -	$ -	$ -	$ -	$ -	$ 37,047	$ 36,767	0.00%
Charges for Services	**$ 21,270**	**$ 21,710**	**$ 20,289**	**$ 20,279**	**$ 20,856**	**$ 14,631**	**$ 20,000**	**$ 20,000**	**73.16%**
35300 - Records Automation Fees	$ 21,270	$ 21,710	$ 20,289	$ 20,279	$ 20,856	$ 14,631	$ 20,000	$ 20,000	73.16%
Transfers In	**$ -**	**$ 4,300**	**$ -**	**$ -**	**$ -**	**$ -**	**$ -**	**$ -**	**0.00%**
39000 - Transfer From Other Funds	$ -	$ 4,300	$ -	$ -	$ -	$ -	$ -	$ -	0.00%
Expenses	***$ 28,429***	***$ 56,610***	***$ 55,725***	***$ 50,043***	***$ 50,447***	***$ 21,805***	***$ 61,047***	***$ 60,767***	***35.72%***
Commodities	**$ -**	**$ 27,023**	**$ 8,621**	**$ -**	**$ -**	**$ -**	**$ 12,500**	**$ 12,500**	**0.00%**
60060 - Computer Software- Non Capital	$ -	$ 16,955	$ -	$ -	$ -	$ -	$ -	$ -	0.00%
60070 - Computer Hardware- Non Capital	$ -	$ 10,068	$ 8,621	$ -	$ -	$ -	$ 12,500	$ 12,500	0.00%
Contingency and Other	**$ -**	**$ -**	**$ -**	**$ -**	**$ -**	**$ -**	**$ -**	**$ -**	**0.00%**
89000 - Addition to Fund Balance	$ -	$ -	$ -	$ -	$ -	$ -	$ -	$ -	0.00%
Contractual Services	**$ 403**	**$ 396**	**$ 548**	**$ 1,045**	**$ 1,233**	**$ 1,297**	**$ 1,297**	**$ 1,288**	**100.00%**
53000 - Liability Insurance	$ 391	$ 383	$ 531	$ 1,030	$ 1,213	$ 1,279	$ 1,279	$ 1,270	100.00%
53020 - Unemployment Claims	$ 12	$ 13	$ 17	$ 15	$ 20	$ 18	$ 18	$ 18	100.00%
Personnel Services- Employee Benefits	**$ 9,335**	**$ 9,191**	**$ 12,785**	**$ 13,699**	**$ 13,099**	**$ 5,301**	**$ 12,802**	**$ 12,765**	**41.40%**
45000 - Healthcare Contribution	$ 5,978	$ 5,422	$ 7,237	$ 8,280	$ 7,676	$ 2,737	$ 7,326	$ 7,326	37.37%
45010 - Dental Contribution	$ 89	$ 97	$ 387	$ 400	$ 387	$ 65	$ 359	$ 359	17.98%
45100 - FICA/SS Contribution	$ 1,351	$ 1,436	$ 2,422	$ 2,525	$ 2,623	$ 1,113	$ 2,638	$ 2,619	42.18%
45200 - IMRF Contribution	$ 1,441	$ 1,635	$ 2,098	$ 1,711	$ 1,578	$ 789	$ 1,882	$ 1,869	41.92%
53010 - Workers Compensation	$ 477	$ 601	$ 641	$ 783	$ 835	$ 597	$ 597	$ 592	100.00%
Personnel Services- Salaries & Wages	**$ 18,691**	**$ 20,000**	**$ 33,771**	**$ 35,299**	**$ 36,116**	**$ 15,208**	**$ 34,448**	**$ 34,214**	**44.15%**
40000 - Salaries and Wages	$ 18,691	$ 19,000	$ 33,771	$ 35,299	$ 36,116	$ 15,208	$ 34,448	$ 34,214	44.15%
40002 - Non-Union Wage Increase	$ -	$ -	$ -	$ -	$ -	$ -	$ -	$ -	0.00%
40003 - Cost of Living Increase	$ -	$ -	$ -	$ -	$ -	$ -	$ -	$ -	0.00%
40004 - Merit Increase	$ -	$ -	$ -	$ -	$ -	$ -	$ -	$ -	0.00%
40040 - Lump Sum Distribution	$ -	$ 1,000	$ -	$ -	$ -	$ -	$ -	$ -	0.00%

Committee Revenue Budget Report - by Account Detail

Through September 30, 2025 (83.3% YTD, 84.62% Payroll Expense through Pay Period Ending 09/27/2025)

***2020, 2021, 2022, 2023 and 2024 Actual Fiscal Year**

Department / Fund / Account Classification	2020 Actual Amount*	2021 Actual Amount*	2022 Actual Amount*	2023 Actual Amount*	2024 Actual Amount*	2025 Actual Amount	2025 Amended Budget	2025 Adopted Budget	2025 YTD% Actual/Amended Budget
233 Bad Check Restitution									
Revenue	***$ 3,124***	***$ 2,278***	***$ (595)***	***$ 2,217***	***$ 2,791***	***$ 1,692***	***$ 2,000***	***$ 2,000***	***84.60%***
Interest Revenue	**$ 664**	**$ (2)**	**$ (595)**	**$ 2,217**	**$ 2,791**	**$ 1,692**	**$ 2,000**	**$ 2,000**	**84.60%**
38000 - Investment Income	$ 664	$ (2)	$ (595)	$ 2,217	$ 2,791	$ 1,692	$ 2,000	$ 2,000	84.60%
Fines	**$ 2,460**	**$ 2,280**	**$ -**	**$ -**	**$ -**	**$ -**	**$ -**	**$ -**	**0.00%**
36030 - Collection Fines	$ 2,460	$ 2,280	$ -	$ -	$ -	$ -	$ -	$ -	0.00%
Expenses	***$ -***	***$ -***	***$ -***	***$ -***	***$ -***	***$ -***	***$ 2,000***	***$ 2,000***	***0.00%***
Contingency and Other	**$ -**	**$ -**	**$ -**	**$ -**	**$ -**	**$ -**	**$ 2,000**	**$ 2,000**	**0.00%**
89000 - Addition to Fund Balance	$ -	$ -	$ -	$ -	$ -	$ -	$ 2,000	$ 2,000	0.00%
Contractual Services	**$ -**	**$ -**	**$ -**	**$ -**	**$ -**	**$ -**	**$ -**	**$ -**	**0.00%**
50150 - Contractual/Consulting Services	$ -	$ -	$ -	$ -	$ -	$ -	$ -	$ -	0.00%
234 Drug Asset Forfeiture									
Revenue	***$ 17,890***	***$ 53,612***	***$ 30,003***	***$ 18,220***	***$ 301***	***$ 601***	***$ 12,000***	***$ 12,000***	***5.01%***
Interest Revenue	**$ 2,347**	**$ (15)**	**$ (3,380)**	**$ 15,120**	**$ 301**	**$ 601**	**$ 12,000**	**$ 12,000**	**5.01%**
38000 - Investment Income	$ 2,347	$ (15)	$ (3,380)	$ 15,120	$ 301	$ 601	$ 12,000	$ 12,000	5.01%
Other	**$ -**	**$ -**	**$ -**	**$ -**	**$ -**	**$ -**	**$ -**	**$ -**	**0.00%**
39900 - Fund Balance Utilization	$ -	$ -	$ -	$ -	$ -	$ -	$ -	$ -	0.00%
Transfers In	**$ -**	**$ -**	**$ -**	**$ 3,100**	**$ -**	**$ -**	**$ -**	**$ -**	**0.00%**
39000 - Transfer From Other Funds	$ -	$ -	$ -	$ 3,100	$ -	$ -	$ -	$ -	0.00%
Fines	**$ 15,544**	**$ 53,628**	**$ 33,383**	**$ -**	**$ -**	**$ -**	**$ -**	**$ -**	**0.00%**
36020 - Drug Fines	$ 15,544	$ 53,628	$ 33,383	$ -	$ -	$ -	$ -	$ -	0.00%
Expenses	***$ -***	***$ -***	***$ -***	***$ 247,555***	***$ -***	***$ -***	***$ 12,000***	***$ 12,000***	***0.00%***
Contingency and Other	**$ -**	**$ -**	**$ -**	**$ -**	**$ -**	**$ -**	**$ 12,000**	**$ 12,000**	**0.00%**
89000 - Addition to Fund Balance	$ -	$ -	$ -	$ -	$ -	$ -	$ 12,000	$ 12,000	0.00%
Contractual Services	**$ -**	**$ -**	**$ -**	**$ -**	**$ -**	**$ -**	**$ -**	**$ -**	**0.00%**
50150 - Contractual/Consulting Services	$ -	$ -	$ -	$ -	$ -	$ -	$ -	$ -	0.00%
Transfers Out	**$ -**	**$ -**	**$ -**	**$ 247,555**	**$ -**	**$ -**	**$ -**	**$ -**	**0.00%**
99221 - Transfer to Drug Prosecution Fund 221	$ -	$ -	$ -	$ 247,555	$ -	$ -	$ -	$ -	0.00%
235 State's Attorney Employee Events									
Revenue	***$ 844***	***$ 57***	***$ (20)***	***$ 76***	***$ 95***	***$ 58***	***$ 55***	***$ 55***	***104.89%***
Interest Revenue	**$ 24**	**$ (0)**	**$ (20)**	**$ 76**	**$ 95**	**$ 58**	**$ 55**	**$ 55**	**104.89%**
38000 - Investment Income	$ 24	$ (0)	$ (20)	$ 76	$ 95	$ 58	$ 55	$ 55	104.89%
Other	**$ 820**	**$ 57**	**$ -**	**$ -**	**$ -**	**$ -**	**$ -**	**$ -**	**0.00%**
38900 - Miscellaneous Other	$ 820	$ 57	$ -	$ -	$ -	$ -	$ -	$ -	0.00%
Reimbursements	**$ -**	**$ -**	**$ -**	**$ -**	**$ -**	**$ -**	**$ -**	**$ -**	**0.00%**
37900 - Miscellaneous Reimbursement	$ -	$ -	$ -	$ -	$ -	$ -	$ -	$ -	0.00%
Expenses	***$ 724***	***$ -***	***$ -***	***$ -***	***$ -***	***$ -***	***$ 55***	***$ 55***	***0.00%***
Commodities	**$ 724**	**$ -**	**$ -**	**$ -**	**$ -**	**$ -**	**$ -**	**$ -**	**0.00%**
60010 - Operating Supplies	$ -	$ -	$ -	$ -	$ -	$ -	$ -	$ -	0.00%
60080 - Employee Recognition Supplies	$ 724	$ -	$ -	$ -	$ -	$ -	$ -	$ -	0.00%
Contingency and Other	**$ -**	**$ -**	**$ -**	**$ -**	**$ -**	**$ -**	**$ 55**	**$ 55**	**0.00%**

Committee Revenue Budget Report - by Account Detail

Through September 30, 2025 (83.3% YTD, 84.62% Payroll Expense through Pay Period Ending 09/27/2025)

***2020, 2021, 2022, 2023 and 2024 Actual Fiscal Year**

Department / Fund / Account Classification	2020 Actual Amount*	2021 Actual Amount*	2022 Actual Amount*	2023 Actual Amount*	2024 Actual Amount*	2025 Actual Amount	2025 Amended Budget	2025 Adopted Budget	2025 YTD% Actual/Amended Budget
89000 - Addition to Fund Balance	$ -	$ -	$ -	$ -	$ -	$ -	$ 55	$ 55	0.00%
236 Child Advocacy Advisory Board									
Revenue	***$ 1,033***	***$ 601***	***$ (370)***	***$ 1,377***	***$ 1,734***	***$ 979***	***$ 1,000***	***$ 1,000***	***97.87%***
Interest Revenue	**$ 433**	**$ 1**	**$ (370)**	**$ 1,377**	**$ 1,734**	**$ 979**	**$ 1,000**	**$ 1,000**	**97.87%**
38000 - Investment Income	$ 433	$ 1	$ (370)	$ 1,377	$ 1,734	$ 979	$ 1,000	$ 1,000	97.87%
Other	**$ 600**	**$ 600**	**$ -**	**$ -**	**$ -**	**$ -**	**$ -**	**$ -**	**0.00%**
38520 - General Donations	$ 600	$ 600	$ -	$ -	$ -	$ -	$ -	$ -	0.00%
Expenses	***$ -***	***$ -***	***$ -***	***$ -***	***$ -***	***$ -***	***$ 1,000***	***$ 1,000***	***0.00%***
Commodities	**$ -**	**$ -**	**$ -**	**$ -**	**$ -**	**$ -**	**$ -**	**$ -**	**0.00%**
60010 - Operating Supplies	$ -	$ -	$ -	$ -	$ -	$ -	$ -	$ -	0.00%
Contingency and Other	**$ -**	**$ -**	**$ -**	**$ -**	**$ -**	**$ -**	**$ 1,000**	**$ 1,000**	**0.00%**
89000 - Addition to Fund Balance	$ -	$ -	$ -	$ -	$ -	$ -	$ 1,000	$ 1,000	0.00%
237 Money Laundering - State's Atty									
Revenue	***$ 7,725***	***$ 754***	***$ (3,208)***	***$ 23,787***	***$ 261,378***	***$ 16,909***	***$ 15,000***	***$ 15,000***	***112.72%***
Interest Revenue	**$ 3,585**	**$ (20)**	**$ (3,208)**	**$ 11,949**	**$ 21,936**	**$ 16,909**	**$ 10,000**	**$ 10,000**	**169.09%**
38000 - Investment Income	$ 3,585	$ (20)	$ (3,208)	$ 11,949	$ 21,936	$ 16,909	$ 10,000	$ 10,000	169.09%
Other	**$ -**	**$ -**	**$ -**	**$ -**	**$ -**	**$ -**	**$ -**	**$ -**	**0.00%**
39900 - Fund Balance Utilization	$ -	$ -	$ -	$ -	$ -	$ -	$ -	$ -	0.00%
Transfers In	**$ -**	**$ -**	**$ -**	**$ 9,200**	**$ -**	**$ -**	**$ -**	**$ -**	**0.00%**
39000 - Transfer From Other Funds	$ -	$ -	$ -	$ 9,200	$ -	$ -	$ -	$ -	0.00%
Fines	**$ 4,140**	**$ 775**	**$ -**	**$ 2,638**	**$ 239,442**	**$ -**	**$ 5,000**	**$ 5,000**	**0.00%**
36020 - Drug Fines	$ 4,140	$ 775	$ -	$ 2,638	$ -	$ -	$ -	$ -	0.00%
36025 - Forfeited Funds	$ -	$ -	$ -	$ -	$ 239,442	$ -	$ 5,000	$ 5,000	0.00%
Expenses	***$ -***	***$ -***	***$ -***	***$ -***	***$ 9,200***	***$ -***	***$ 15,000***	***$ 15,000***	***0.00%***
Commodities	**$ -**	**$ -**	**$ -**	**$ -**	**$ -**	**$ -**	**$ -**	**$ -**	**0.00%**
60010 - Operating Supplies	$ -	$ -	$ -	$ -	$ -	$ -	$ -	$ -	0.00%
Contingency and Other	**$ -**	**$ -**	**$ -**	**$ -**	**$ -**	**$ -**	**$ 10,000**	**$ 10,000**	**0.00%**
89000 - Addition to Fund Balance	$ -	$ -	$ -	$ -	$ -	$ -	$ 10,000	$ 10,000	0.00%
Contractual Services	**$ -**	**$ -**	**$ -**	**$ -**	**$ 9,200**	**$ -**	**$ 5,000**	**$ 5,000**	**0.00%**
50150 - Contractual/Consulting Services	$ -	$ -	$ -	$ -	$ 9,200	$ -	$ -	$ -	0.00%
53100 - Conferences and Meetings	$ -	$ -	$ -	$ -	$ -	$ -	$ 5,000	$ 5,000	0.00%
490 Kane County Law Enforcement									
Revenue	***$ 23,650***	***$ 19,050***	***$ 2,414***	***$ 57,687***	***$ 54,289***	***$ 33,735***	***$ 110,676***	***$ 110,676***	***30.48%***
Interest Revenue	**$ 3,763**	**$ (35)**	**$ (2,216)**	**$ 9,793**	**$ 11,490**	**$ 7,432**	**$ 8,000**	**$ 8,000**	**92.90%**
38000 - Investment Income	$ 3,763	$ (35)	$ (2,216)	$ 9,793	$ 11,490	$ 7,432	$ 8,000	$ 8,000	92.90%
Other	**$ -**	**$ -**	**$ -**	**$ -**	**$ -**	**$ -**	**$ 57,676**	**$ 57,676**	**0.00%**
39900 - Fund Balance Utilization	$ -	$ -	$ -	$ -	$ -	$ -	$ 57,676	$ 57,676	0.00%
Transfers In	**$ -**	**$ 10,774**	**$ 2,026**	**$ -**	**$ -**	**$ -**	**$ -**	**$ -**	**0.00%**
39000 - Transfer From Other Funds	$ -	$ 10,774	$ 2,026	$ -	$ -	$ -	$ -	$ -	0.00%
Fines	**$ 19,887**	**$ 8,311**	**$ 2,604**	**$ 47,894**	**$ 42,799**	**$ 26,303**	**$ 45,000**	**$ 45,000**	**58.45%**

Committee Revenue Budget Report - by Account Detail

Through September 30, 2025 (83.3% YTD, 84.62% Payroll Expense through Pay Period Ending 09/27/2025)

***2020, 2021, 2022, 2023 and 2024 Actual Fiscal Year**

Department / Fund / Account Classification	2020 Actual Amount*	2021 Actual Amount*	2022 Actual Amount*	2023 Actual Amount*	2024 Actual Amount*	2025 Actual Amount	2025 Amended Budget	2025 Adopted Budget	2025 YTD% Actual/Amended Budget
36050 - DUI Fines	$ 19,887	$ 8,311	$ 2,604	$ 47,894	$ 42,799	$ 26,303	$ 45,000	$ 45,000	58.45%
Expenses	***$ 7,980***	***$ 10,774***	***$ 51,304***	***$ 76,319***	***$ 12,118***	***$ 51,498***	***$ 110,676***	***$ 110,676***	***46.53%***
Contingency and Other	**$ -**	**$ -**	**$ -**	**$ -**	**$ -**	**$ -**	**$ -**	**$ -**	**0.00%**
89000 - Addition to Fund Balance	$ -	$ -	$ -	$ -	$ -	$ -	$ -	$ -	0.00%
Contractual Services	**$ 5,725**	**$ 8,840**	**$ 39,413**	**$ 66,834**	**$ 4,972**	**$ 40,846**	**$ 100,339**	**$ 100,339**	**40.71%**
50150 - Contractual/Consulting Services	$ 5,725	$ 8,840	$ 39,413	$ 66,834	$ 4,972	$ 40,507	$ 100,000	$ 100,000	40.51%
53000 - Liability Insurance	$ -	$ -	$ -	$ -	$ -	$ 334	$ 334	$ 334	100.00%
53020 - Unemployment Claims	$ -	$ -	$ -	$ -	$ -	$ 5	$ 5	$ 5	100.00%
Personnel Services- Employee Benefits	**$ 156**	**$ 134**	**$ 829**	**$ 672**	**$ 508**	**$ 902**	**$ 1,337**	**$ 1,337**	**67.46%**
45100 - FICA/SS Contribution	$ 156	$ 134	$ 829	$ 672	$ 508	$ 746	$ 689	$ 689	108.26%
45200 - IMRF Contribution	$ -	$ -	$ -	$ -	$ -	$ -	$ 492	$ 492	0.00%
53010 - Workers Compensation	$ -	$ -	$ -	$ -	$ -	$ 156	$ 156	$ 156	100.00%
Personnel Services- Salaries & Wages	**$ 2,100**	**$ 1,800**	**$ 11,063**	**$ 8,813**	**$ 6,638**	**$ 9,750**	**$ 9,000**	**$ 9,000**	**108.33%**
40000 - Salaries and Wages	$ 2,100	$ 1,800	$ 11,063	$ 8,813	$ 6,638	$ 9,750	$ 9,000	$ 9,000	108.33%
360 Public Defender									
001 General Fund									
Revenue	***$ 132,836***	***$ 183,412***	***$ 138,528***	***$ 134,981***	***$ 133,389***	***$ 85,434***	***$ 141,530***	***$ 141,530***	***60.36%***
Reimbursements	**$ 123,140**	**$ 135,161**	**$ 134,964**	**$ 132,597**	**$ 126,710**	**$ 84,896**	**$ 139,030**	**$ 139,030**	**61.06%**
37050 - Public Def Salary Reimbursement	$ 105,846	$ 108,484	$ 111,379	$ 114,977	$ 120,306	$ 82,678	$ 124,030	$ 124,030	66.66%
37610 - SVP Reimbursement	$ 17,077	$ 26,677	$ 23,584	$ 17,620	$ 6,405	$ 2,218	$ 15,000	$ 15,000	14.79%
37900 - Miscellaneous Reimbursement	$ 217	$ -	$ -	$ -	$ -	$ -	$ -	$ -	0.00%
Charges for Services	**$ 9,696**	**$ 6,834**	**$ 3,564**	**$ 2,384**	**$ 1,493**	**$ 538**	**$ 2,500**	**$ 2,500**	**21.50%**
34790 - Public Defender Fees	$ 9,696	$ 6,834	$ 3,564	$ 2,384	$ 1,493	$ 538	$ 2,500	$ 2,500	21.50%
Transfers In	**$ -**	**$ 41,417**	**$ -**	**$ -**	**$ 5,185**	**$ -**	**$ -**	**$ -**	**0.00%**
39000 - Transfer From Other Funds	$ -	$ 41,417	$ -	$ -	$ -	$ -	$ -	$ -	0.00%
39279 - Transfer from DUI Court Fund 279	$ -	$ -	$ -	$ -	$ 5,185	$ -	$ -	$ -	0.00%
Expenses	***$ 3,935,007***	***$ 4,048,817***	***$ 4,277,371***	***$ 4,463,657***	***$ 4,513,737***	***$ 3,582,106***	***$ 5,127,742***	***$ 5,100,463***	***69.86%***
Commodities	**$ 65,507**	**$ 70,341**	**$ 68,019**	**$ 74,115**	**$ 76,455**	**$ 48,680**	**$ 83,172**	**$ 83,172**	**58.53%**
60000 - Office Supplies	$ 6,885	$ 8,128	$ 3,659	$ 5,250	$ 6,171	$ 3,635	$ 10,000	$ 10,000	36.35%
60020 - Computer Related Supplies	$ -	$ 130	$ -	$ -	$ -	$ -	$ -	$ -	0.00%
60050 - Books and Subscriptions	$ 58,622	$ 62,083	$ 64,360	$ 68,865	$ 70,284	$ 45,045	$ 73,172	$ 73,172	61.56%
Contingency and Other	**$ -**	**$ -**	**$ -**	**$ -**	**$ -**	**$ -**	**$ -**	**$ -**	**0.00%**
89000 - Addition to Fund Balance	$ -	$ -	$ -	$ -	$ -	$ -	$ -	$ -	0.00%
Contractual Services	**$ 42,348**	**$ 60,619**	**$ 43,071**	**$ 75,251**	**$ 52,966**	**$ 36,759**	**$ 106,737**	**$ 106,737**	**34.44%**
50240 - Trials and Costs of Hearing	$ 11,761	$ 30,494	$ 14,887	$ 43,335	$ 17,856	$ 7,700	$ 45,000	$ 45,000	17.11%
52130 - Repairs and Maint- Computers	$ 113	$ 520	$ -	$ -	$ -	$ -	$ -	$ -	0.00%
52140 - Repairs and Maint- Copiers	$ 2,277	$ 1,549	$ 2,137	$ 380	$ 453	$ 425	$ 2,250	$ 2,250	18.89%
52190 - Equipment Rental	$ 3	$ -	$ -	$ -	$ -	$ -	$ -	$ -	0.00%
53100 - Conferences and Meetings	$ -	$ -	$ -	$ 528	$ 458	$ -	$ 1,000	$ 1,000	0.00%
53110 - Employee Training	$ 3,185	$ 1,477	$ 2,049	$ 6,143	$ 19,387	$ 7,986	$ 20,000	$ 20,000	39.93%
53120 - Employee Mileage Expense	$ 1,219	$ 505	$ 1,759	$ 1,872	$ 1,506	$ 484	$ 4,500	$ 4,500	10.76%
53140 - Attorney Association Dues	$ 17,386	$ 18,306	$ 16,489	$ 17,683	$ 5,121	$ 17,270	$ 23,100	$ 23,100	74.76%
55000 - Miscellaneous Contractual Exp	$ 6,405	$ 7,768	$ 5,751	$ 5,309	$ 8,186	$ 2,895	$ 10,887	$ 10,887	26.59%
Personnel Services- Employee Benefits	**$ 627,163**	**$ 599,323**	**$ 658,473**	**$ 727,082**	**$ 726,552**	**$ -**	**$ 1,579,150**	**$ 1,579,150**	**0.00%**

Committee Revenue Budget Report - by Account Detail

Through September 30, 2025 (83.3% YTD, 84.62% Payroll Expense through Pay Period Ending 09/27/2025)

***2020, 2021, 2022, 2023 and 2024 Actual Fiscal Year**

Department / Fund / Account Classification	2020 Actual Amount*	2021 Actual Amount*	2022 Actual Amount*	2023 Actual Amount*	2024 Actual Amount*	2025 Actual Amount	2025 Amended Budget	2025 Adopted Budget	2025 YTD% Actual/Amended Budget
45000 - Healthcare Contribution	$ 608,469	$ 579,952	$ 640,401	$ 709,606	$ 707,088	$ -	$ 830,978	$ 830,978	0.00%
45010 - Dental Contribution	$ 18,695	$ 19,371	$ 18,072	$ 17,476	$ 19,464	$ -	$ 22,900	$ 22,900	0.00%
45100 - FICA/SS Contribution	$ -	$ -	$ -	$ -	$ -	$ -	$ 373,465	$ 373,465	0.00%
45200 - IMRF Contribution	$ -	$ -	$ -	$ -	$ -	$ -	$ 266,828	$ 266,828	0.00%
53010 - Workers Compensation	$ -	$ -	$ -	$ -	$ -	$ -	$ 84,979	$ 84,979	0.00%
Personnel Services- Salaries & Wages	**$ 3,199,989**	**$ 3,318,534**	**$ 3,507,808**	**$ 3,587,209**	**$ 4,384,316**	**$ 3,496,666**	**$ 4,937,833**	**$ 4,910,554**	**70.81%**
40000 - Salaries and Wages	$ 3,174,475	$ 3,209,777	$ 3,484,151	$ 3,556,138	$ 4,321,866	$ 3,439,066	$ 4,856,033	$ 4,828,754	70.82%
40002 - Non-Union Wage Increase	$ -	$ -	$ -	$ -	$ -	$ -	$ -	$ -	0.00%
40003 - Cost of Living Increase	$ -	$ -	$ -	$ -	$ -	$ -	$ -	$ -	0.00%
40005 - New Position Budget Moved to Contingency	$ -	$ -	$ -	$ -	$ -	$ -	$ -	$ -	0.00%
40007 - Equity Study Adjustments	$ -	$ -	$ -	$ -	$ -	$ -	$ -	$ -	0.00%
40040 - Lump Sum Distribution	$ -	$ 85,500	$ -	$ -	$ -	$ -	$ -	$ -	0.00%
40310 - Bond Call	$ 25,514	$ 23,257	$ 23,657	$ 31,071	$ 62,450	$ 57,600	$ 81,800	$ 81,800	70.42%
Services	**$ -**	**$ -**	**$ -**	**$ -**	**$ (726,552)**	**$ -**	**$ (1,579,150)**	**$ (1,579,150)**	**0.00%**
45005 - Healthcare Contribution Contra Account	$ -	$ -	$ -	$ -	$ (707,088)	$ -	$ (830,978)	$ (830,978)	0.00%
45015 - Dental Insurance Contra Account	$ -	$ -	$ -	$ -	$ (19,464)	$ -	$ (22,900)	$ (22,900)	0.00%
45105 - FICA/SS Contribution Contra Account	$ -	$ -	$ -	$ -	$ -	$ -	$ (373,465)	$ (373,465)	0.00%
45205 - IMRF Contribution Contra Account	$ -	$ -	$ -	$ -	$ -	$ -	$ (266,828)	$ (266,828)	0.00%
53015 - Worker's Comp Contra Account	$ -	$ -	$ -	$ -	$ -	$ -	$ (84,979)	$ (84,979)	0.00%
243 Public Defender Special Fund									
Revenue	***$ -***	***$ -***	***$ -***	***$ -***	***$ 212,858***	***$ 5,669***	***$ 104,198***	***$ 104,198***	***5.44%***
Interest Revenue	**$ -**	**$ -**	**$ -**	**$ -**	**$ 4,563**	**$ 5,669**	**$ -**	**$ -**	**0.00%**
38000 - Investment Income	$ -	$ -	$ -	$ -	$ 4,563	$ 5,669	$ -	$ -	0.00%
Grants	**$ -**	**$ -**	**$ -**	**$ -**	**$ 208,295**	**$ -**	**$ 104,198**	**$ 104,198**	**0.00%**
33701 - Pub Defender IL Supreme Court Allocation	$ -	$ -	$ -	$ -	$ 208,295	$ -	$ 104,198	$ 104,198	0.00%
Expenses	***$ -***	***$ -***	***$ -***	***$ -***	***$ 26,001***	***$ 48,847***	***$ 104,198***	***$ 104,198***	***46.88%***
Commodities	**$ -**	**$ -**	**$ -**	**$ -**	**$ 24,878**	**$ 48,847**	**$ -**	**$ -**	**0.00%**
60000 - Office Supplies	$ -	$ -	$ -	$ -	$ -	$ 799	$ -	$ -	0.00%
60010 - Operating Supplies	$ -	$ -	$ -	$ -	$ 966	$ 13,809	$ -	$ -	0.00%
60055 - Office Equipment - Non Capital	$ -	$ -	$ -	$ -	$ 23,913	$ 34,240	$ -	$ -	0.00%
Contingency and Other	**$ -**	**$ -**	**$ -**	**$ -**	**$ -**	**$ -**	**$ 104,198**	**$ 104,198**	**0.00%**
89000 - Addition to Fund Balance	$ -	$ -	$ -	$ -	$ -	$ -	$ 104,198	$ 104,198	0.00%
Contractual Services	**$ -**	**$ -**	**$ -**	**$ -**	**$ 1,123**	**$ -**	**$ -**	**$ -**	**0.00%**
53100 - Conferences and Meetings	$ -	$ -	$ -	$ -	$ 1,123	$ -	$ -	$ -	0.00%
244 Public Defender Rec Automation									
Revenue	***$ 5,417***	***$ 9,126***	***$ 9,770***	***$ 11,556***	***$ 12,910***	***$ 9,084***	***$ 2,000***	***$ 2,000***	***454.20%***
Interest Revenue	**$ 51**	**$ (2)**	**$ (366)**	**$ 1,227**	**$ 2,350**	**$ 1,732**	**$ 1,000**	**$ 1,000**	**173.20%**
38000 - Investment Income	$ 51	$ (2)	$ (366)	$ 1,227	$ 2,350	$ 1,732	$ 1,000	$ 1,000	173.20%
Charges for Services	**$ 5,366**	**$ 9,129**	**$ 10,136**	**$ 10,329**	**$ 10,561**	**$ 7,352**	**$ 1,000**	**$ 1,000**	**735.19%**
35300 - Records Automation Fees	$ 5,366	$ 9,129	$ 10,136	$ 10,329	$ 10,561	$ 7,352	$ 1,000	$ 1,000	735.19%
Expenses	***$ -***	***$ -***	***$ -***	***$ -***	***$ -***	***$ -***	***$ 2,000***	***$ 2,000***	***0.00%***

Committee Revenue Budget Report - by Account Detail

Through September 30, 2025 (83.3% YTD, 84.62% Payroll Expense through Pay Period Ending 09/27/2025)

***2020, 2021, 2022, 2023 and 2024 Actual Fiscal Year**

Department / Fund / Account Classification	2020 Actual Amount*	2021 Actual Amount*	2022 Actual Amount*	2023 Actual Amount*	2024 Actual Amount*	2025 Actual Amount	2025 Amended Budget	2025 Adopted Budget	2025 YTD% Actual/Amended Budget
Contingency and Other	**$ -**	**$ -**	**$ -**	**$ -**	**$ -**	**$ -**	**$ 1,000**	**$ 1,000**	**0.00%**
89000 - Addition to Fund Balance	$ -	$ -	$ -	$ -	$ -	$ -	$ 1,000	$ 1,000	0.00%
Contractual Services	**$ -**	**$ -**	**$ -**	**$ -**	**$ -**	**$ -**	**$ 1,000**	**$ 1,000**	**0.00%**
50150 - Contractual/Consulting Services	$ -	$ -	$ -	$ -	$ -	$ -	$ 1,000	$ 1,000	0.00%
370 Law Library									
250 Law Library									
Revenue	***$ 282,027***	***$ 303,674***	***$ 281,451***	***$ 318,823***	***$ 329,036***	***$ 260,001***	***$ 329,390***	***$ 328,616***	***78.93%***
Interest Revenue	**$ 4,344**	**$ (77)**	**$ (2,733)**	**$ 10,173**	**$ 13,686**	**$ 6,677**	**$ 8,000**	**$ 8,000**	**83.46%**
38000 - Investment Income	$ 4,344	$ (77)	$ (2,733)	$ 10,173	$ 13,686	$ 6,677	$ 8,000	$ 8,000	83.46%
Other	**$ 30,476**	**$ 15,737**	**$ 10,675**	**$ 30,000**	**$ 20,408**	**$ 1,519**	**$ 33,180**	**$ 32,406**	**4.58%**
35080 - Law Library Donations	$ 944	$ 690	$ 675	$ -	$ 58	$ 19	$ 600	$ 600	3.19%
38900 - Miscellaneous Other	$ 29,532	$ 15,046	$ 10,000	$ 30,000	$ 20,350	$ 1,500	$ 30,000	$ 30,000	5.00%
39900 - Fund Balance Utilization	$ -	$ -	$ -	$ -	$ -	$ -	$ 2,580	$ 1,806	0.00%
Reimbursements	**$ 1,401**	**$ 120**	**$ 755**	**$ -**	**$ 158**	**$ -**	**$ 200**	**$ 200**	**0.00%**
37900 - Miscellaneous Reimbursement	$ 1,401	$ 120	$ 755	$ -	$ 158	$ -	$ 200	$ 200	0.00%
Charges for Services	**$ 245,790**	**$ 258,394**	**$ 272,753**	**$ 278,649**	**$ 294,783**	**$ 251,805**	**$ 288,005**	**$ 288,005**	**87.43%**
34275 - Conference Room Fees	$ 120	$ -	$ 30	$ -	$ 30	$ -	$ 10	$ 10	0.00%
34280 - Photocopy Fees	$ 665	$ 241	$ 220	$ -	$ 6	$ -	$ 30	$ 30	0.00%
34290 - Invoicing Fees	$ -	$ -	$ -	$ -	$ -	$ -	$ 10	$ 10	0.00%
34300 - Document Delivery Fees	$ 72	$ 20	$ 5	$ -	$ -	$ -	$ 10	$ 10	0.00%
34310 - Faxing Fees	$ 148	$ 15	$ 1	$ -	$ -	$ -	$ -	$ -	0.00%
34320 - Boy Scout Law Merit Badge Fees	$ 8	$ -	$ -	$ -	$ -	$ -	$ 450	$ 450	0.00%
34330 - Law Library Fees	$ 243,379	$ 257,371	$ 271,990	$ 277,093	$ 292,398	$ 251,132	$ 286,800	$ 286,800	87.56%
34340 - Computer Printout Fees	$ 552	$ -	$ 466	$ 1,556	$ 730	$ 515	$ 675	$ 675	76.25%
35900 - Miscellaneous Fees	$ 845	$ 747	$ 41	$ -	$ 1,619	$ 159	$ 20	$ 20	795.00%
Transfers In	**$ -**	**$ 29,500**	**$ -**	**$ -**	**$ -**	**$ -**	**$ -**	**$ -**	**0.00%**
39000 - Transfer From Other Funds	$ -	$ 29,500	$ -	$ -	$ -	$ -	$ -	$ -	0.00%
Fines	**$ 16**	**$ -**	**$ 1**	**$ -**	**$ -**	**$ -**	**$ 5**	**$ 5**	**0.00%**
36110 - Overdue Item Fines	$ 16	$ -	$ 1	$ -	$ -	$ -	$ 5	$ 5	0.00%
Expenses	***$ 298,625***	***$ 309,937***	***$ 331,129***	***$ 225,900***	***$ 457,006***	***$ 177,704***	***$ 329,390***	***$ 328,616***	***53.95%***
Capital	**$ -**	**$ -**	**$ -**	**$ 141**	**$ -**	**$ -**	**$ 3,300**	**$ 3,300**	**0.00%**
70000 - Computers	$ -	$ -	$ -	$ -	$ -	$ -	$ -	$ -	0.00%
70050 - Printers	$ -	$ -	$ -	$ -	$ -	$ -	$ 300	$ 300	0.00%
70080 - Office Furniture	$ -	$ -	$ -	$ -	$ -	$ -	$ 3,000	$ 3,000	0.00%
70100 - Copiers	$ -	$ -	$ -	$ 141	$ -	$ -	$ -	$ -	0.00%
Commodities	**$ 104,511**	**$ 110,805**	**$ 147,454**	**$ 75,407**	**$ 300,112**	**$ 58,087**	**$ 173,522**	**$ 173,522**	**33.48%**
60000 - Office Supplies	$ 5,281	$ 2,554	$ 5,189	$ 4,684	$ 2,373	$ 364	$ 3,500	$ 3,500	10.40%
60010 - Operating Supplies	$ -	$ 31	$ 1,135	$ 424	$ 2,466	$ 1,331	$ 13,500	$ 13,500	9.86%
60020 - Computer Related Supplies	$ 2,658	$ 10,294	$ 6,310	$ 6,930	$ 10,271	$ 5,061	$ 11,390	$ 11,390	44.43%
60040 - Postage	$ 18	$ -	$ 32	$ -	$ 42	$ 763	$ -	$ -	0.00%
60050 - Books and Subscriptions	$ 94,050	$ 96,144	$ 132,948	$ 57,085	$ 281,937	$ 49,664	$ 142,412	$ 142,412	34.87%
60230 - Food	$ -	$ -	$ 386	$ 1,147	$ 1,865	$ 312	$ 1,220	$ 1,220	25.55%
60265 - Public Health Commodities - Coronavirus	$ -	$ -	$ -	$ -	$ -	$ -	$ -	$ -	0.00%
60460 - Subscription Databases	$ 1,146	$ -	$ -	$ 4,005	$ -	$ -	$ -	$ -	0.00%
64000 - Telephone	$ 1,358	$ 1,214	$ 1,453	$ 849	$ 594	$ 315	$ 900	$ 900	35.00%

Committee Revenue Budget Report - by Account Detail

Through September 30, 2025 (83.3% YTD, 84.62% Payroll Expense through Pay Period Ending 09/27/2025)

***2020, 2021, 2022, 2023 and 2024 Actual Fiscal Year**

Department / Fund / Account Classification	2020 Actual Amount*	2021 Actual Amount*	2022 Actual Amount*	2023 Actual Amount*	2024 Actual Amount*	2025 Actual Amount	2025 Amended Budget	2025 Adopted Budget	2025 YTD% Actual/Amended Budget
64010 - Cellular Phone	$ -	$ 568	$ -	$ 282	$ 566	$ 278	$ 600	$ 600	46.26%
Contingency and Other	**$ -**	**$ -**	**$ -**	**$ -**	**$ -**	**$ -**	**$ -**	**$ -**	**0.00%**
89000 - Addition to Fund Balance	$ -	$ -	$ -	$ -	$ -	$ -	$ -	$ -	0.00%
Contractual Services	**$ 26,994**	**$ 24,220**	**$ 27,579**	**$ 24,823**	**$ 31,569**	**$ 21,579**	**$ 26,825**	**$ 26,801**	**80.44%**
50235 - Public Health Services - Coronavirus	$ -	$ -	$ -	$ -	$ -	$ -	$ -	$ -	0.00%
50590 - Professional Services	$ -	$ -	$ 1,338	$ 10,386	$ 10,456	$ 5,560	$ 10,000	$ 10,000	55.60%
52140 - Repairs and Maint- Copiers	$ 1,566	$ 4,736	$ 3,613	$ 1,569	$ 2,916	$ 1,996	$ 1,000	$ 1,000	199.62%
53000 - Liability Insurance	$ 2,559	$ 2,501	$ 3,130	$ 4,239	$ 2,808	$ 3,560	$ 3,560	$ 3,536	100.00%
53020 - Unemployment Claims	$ 74	$ 79	$ 95	$ 59	$ 46	$ 48	$ 48	$ 48	100.00%
53100 - Conferences and Meetings	$ 1,914	$ 348	$ 414	$ 2,349	$ -	$ 145	$ 3,000	$ 3,000	4.83%
53120 - Employee Mileage Expense	$ 231	$ 577	$ 925	$ 736	$ 1,070	$ 788	$ 800	$ 800	98.44%
53130 - General Association Dues	$ 880	$ 896	$ 905	$ 929	$ 649	$ 575	$ 1,165	$ 1,165	49.36%
55000 - Miscellaneous Contractual Exp	$ 19,769	$ 15,083	$ 17,159	$ 4,557	$ 13,623	$ 8,907	$ 7,252	$ 7,252	122.82%
Personnel Services- Employee Benefits	**$ 38,265**	**$ 41,381**	**$ 34,608**	**$ 26,163**	**$ 25,029**	**$ 20,409**	**$ 26,886**	**$ 26,787**	**75.91%**
45000 - Healthcare Contribution	$ 15,296	$ 15,867	$ 14,436	$ 11,165	$ 11,448	$ 9,237	$ 12,367	$ 12,367	74.69%
45010 - Dental Contribution	$ 469	$ 512	$ 405	$ 256	$ 275	$ 207	$ 276	$ 276	74.87%
45100 - FICA/SS Contribution	$ 9,465	$ 9,818	$ 8,463	$ 6,862	$ 7,107	$ 5,439	$ 7,342	$ 7,291	74.08%
45200 - IMRF Contribution	$ 9,914	$ 11,261	$ 7,526	$ 4,657	$ 4,267	$ 3,866	$ 5,240	$ 5,204	73.77%
53010 - Workers Compensation	$ 3,122	$ 3,923	$ 3,778	$ 3,223	$ 1,932	$ 1,661	$ 1,661	$ 1,649	100.00%
Personnel Services- Salaries & Wages	**$ 128,856**	**$ 133,531**	**$ 115,903**	**$ 93,539**	**$ 97,326**	**$ 74,726**	**$ 95,954**	**$ 95,303**	**77.88%**
40000 - Salaries and Wages	$ 128,856	$ 133,531	$ 115,903	$ 93,539	$ 97,326	$ 74,726	$ 95,954	$ 95,303	77.88%
40002 - Non-Union Wage Increase	$ -	$ -	$ -	$ -	$ -	$ -	$ -	$ -	0.00%
40003 - Cost of Living Increase	$ -	$ -	$ -	$ -	$ -	$ -	$ -	$ -	0.00%
Transfers Out	**$ -**	**$ -**	**$ 5,585**	**$ 5,826**	**$ 2,971**	**$ 2,903**	**$ 2,903**	**$ 2,903**	**100.00%**
99000 - Transfer To Other Funds	$ -	$ -	$ -	$ -	$ -	$ -	$ -	$ -	0.00%
99001 - Transfer to General Fund 001	$ -	$ -	$ 5,585	$ 5,826	$ 2,971	$ 2,903	$ 2,903	$ 2,903	100.00%
380 Sheriff									
001 General Fund									
Revenue	***$ 2,220,046***	***$ 2,445,111***	***$ 4,172,518***	***$ 3,269,721***	***$ 2,893,067***	***$ 2,116,638***	***$ 3,065,057***	***$ 3,065,057***	***69.06%***
Other	**$ 32,982**	**$ 27,470**	**$ 43,651**	**$ 40,793**	**$ 65,793**	**$ 24,438**	**$ 40,000**	**$ 40,000**	**61.10%**
38530 - Auction Sales	$ 32,982	$ 27,470	$ 43,651	$ 40,793	$ 65,793	$ 24,438	$ 40,000	$ 40,000	61.10%
Reimbursements	**$ 227,263**	**$ 372,402**	**$ 1,553,772**	**$ 538,375**	**$ 678,730**	**$ 647,958**	**$ 634,656**	**$ 634,656**	**102.10%**
37060 - Prisoner Transfer Reimbursement	$ 2,892	$ 5,745	$ 4,698	$ 5,361	$ 3,596	$ 2,485	$ 3,000	$ 3,000	82.85%
37082 - Sheriff PCard Reimbursement	$ -	$ -	$ -	$ -	$ 100,196	$ 80,322	$ -	$ -	0.00%
37085 - Sheriff Salary Reimbursement	$ -	$ -	$ 34,649	$ 106,656	$ 107,850	$ 73,492	$ 106,656	$ 106,656	68.91%
37130 - Emergency Mgmt Reimbursement	$ 114,169	$ 104,814	$ 108,675	$ 98,832	$ 8,800	$ -	$ -	$ -	0.00%
37240 - Sheriff Training Reimbursement	$ 27,988	$ 33,641	$ 76,801	$ 49,455	$ 38,596	$ 72,886	$ 15,000	$ 15,000	485.91%
37500 - Board and Care Reimbursements	$ -	$ -	$ 1,211,315	$ 153,900	$ 24,225	$ 6,600	$ 400,000	$ 400,000	1.65%
37625 - Overtime Reimbursement	$ -	$ 21,457	$ 40,414	$ 11,978	$ 14,313	$ 40,015	$ 30,000	$ 30,000	133.38%
37900 - Miscellaneous Reimbursement	$ 82,214	$ 206,746	$ 77,220	$ 112,194	$ 381,154	$ 372,158	$ 80,000	$ 80,000	465.20%
Charges for Services	**$ 1,479,138**	**$ 1,473,978**	**$ 1,982,847**	**$ 2,006,090**	**$ 1,508,830**	**$ 930,757**	**$ 1,477,000**	**$ 1,477,000**	**63.02%**
34350 - Detail Fees	$ 52,850	$ 120,845	$ 484,961	$ 577,631	$ 168,154	$ 95,044	$ 185,000	$ 185,000	51.38%
34360 - Net Civil Processing Fees	$ 69,702	$ 125,213	$ 262,761	$ 202,036	$ 217,630	$ 101,024	$ 240,000	$ 240,000	42.09%
34370 - Chancery Foreclosure Fees	$ 112,200	$ 89,400	$ 120,600	$ 195,000	$ 118,400	$ 73,400	$ 110,000	$ 110,000	66.73%
34380 - Body Writ Fees	$ 13,171	$ 5,570	$ 20,321	$ 11,613	$ 11,456	$ 7,263	$ 10,000	$ 10,000	72.63%
34390 - Accident Copy Fees	$ 2,155	$ 4,717	$ 4,850	$ 5,917	$ 6,067	$ 4,571	$ 4,000	$ 4,000	114.27%

Committee Revenue Budget Report - by Account Detail

Through September 30, 2025 (83.3% YTD, 84.62% Payroll Expense through Pay Period Ending 09/27/2025)

***2020, 2021, 2022, 2023 and 2024 Actual Fiscal Year**

Department / Fund / Account Classification	2020 Actual Amount*	2021 Actual Amount*	2022 Actual Amount*	2023 Actual Amount*	2024 Actual Amount*	2025 Actual Amount	2025 Amended Budget	2025 Adopted Budget	2025 YTD% Actual/Amended Budget
34400 - Weekend Prisoner Fees	$ 11,847	$ 10,253	$ 5,415	$ 4,340	$ 6,023	$ 1,681	$ 6,000	$ 6,000	28.02%
34430 - Inmate Telephone Fees- AJF	$ 376,640	$ 284,481	$ 324,856	$ 243,401	$ 244,661	$ 69,703	$ 250,000	$ 250,000	27.88%
34440 - Fingerprinting Fees	$ 940	$ 860	$ 2,185	$ 2,780	$ 1,845	$ 1,460	$ 2,000	$ 2,000	73.00%
34450 - Bond Fees	$ 52,900	$ 48,200	$ 81,600	$ 86,905	$ 19,110	$ 8,600	$ 5,000	$ 5,000	172.00%
34470 - Court Security Fees	$ 754,858	$ 698,028	$ 614,998	$ 606,206	$ 625,386	$ 500,723	$ 600,000	$ 600,000	83.45%
34490 - Electronic Monitoring Fees	$ 25,477	$ 79,146	$ 58,191	$ 69,712	$ 89,027	$ 67,243	$ 60,000	$ 60,000	112.07%
35900 - Miscellaneous Fees	$ 6,398	$ 7,265	$ 2,111	$ 550	$ 1,070	$ 45	$ 5,000	$ 5,000	0.90%
Transfers In	**$ -**	**$ 396,841**	**$ -**	**$ 2,085**	**$ 28,740**	**$ -**	**$ -**	**$ -**	**0.00%**
39000 - Transfer From Other Funds	$ -	$ 396,841	$ -	$ -	$ -	$ -	$ -	$ -	0.00%
39305 - Transfer from Transportation Sales Tax Fund 305	$ -	$ -	$ -	$ 2,085	$ -	$ -	$ -	$ -	0.00%
39350 - Transfer from County Health Fund 350	$ -	$ -	$ -	$ -	$ 28,740	$ -	$ -	$ -	0.00%
Grants	**$ 234,615**	**$ 40,095**	**$ 515,578**	**$ 529,983**	**$ 375,886**	**$ 407,207**	**$ 733,401**	**$ 733,401**	**55.52%**
32077 - Sheriff DCFS Grant	$ -	$ -	$ -	$ -	$ -	$ -	$ 236,401	$ 236,401	0.00%
32078 - Sheriff RSAT Grant	$ -	$ -	$ -	$ -	$ 140,000	$ 152,500	$ 190,000	$ 190,000	80.26%
32220 - State Alien Assistance Grant	$ 202,448	$ -	$ 382,523	$ 426,046	$ -	$ -	$ 100,000	$ 100,000	0.00%
32650 - Justice Assistance Grant	$ 6,342	$ 17,835	$ -	$ 16,401	$ 35,069	$ -	$ 20,000	$ 20,000	0.00%
32719 - CLEPD Grant	$ -	$ -	$ 116,396	$ 78,214	$ 182,220	$ 106,996	$ 175,000	$ 175,000	61.14%
32880 - NACCHO PHAB Grant	$ -	$ -	$ -	$ -	$ -	$ -	$ -	$ -	0.00%
33900 - Grants - Other	$ 25,825	$ 22,260	$ 16,658	$ 9,322	$ 18,597	$ 147,711	$ 12,000	$ 12,000	1,230.93%
Fines	**$ 246,047**	**$ 134,325**	**$ 76,670**	**$ 152,394**	**$ 235,088**	**$ 106,278**	**$ 180,000**	**$ 180,000**	**59.04%**
36060 - Traffic Violation Fines	$ 209,749	$ 131,621	$ 75,767	$ 69,342	$ 65,497	$ 27,080	$ 100,000	$ 100,000	27.08%
36080 - Eviction Fines	$ 36,298	$ 2,704	$ 903	$ 83,052	$ 169,591	$ 79,198	$ 80,000	$ 80,000	99.00%
Expenses	***$ 15,924,446***	***$ 24,789,783***	***$ 25,285,501***	***$ 41,510,959***	***$ 38,289,894***	***$ 30,459,997***	***$ 40,407,722***	***$ 40,461,992***	***75.38%***
Capital	**$ 129,041**	**$ -**	**$ -**	**$ -**	**$ -**	**$ -**	**$ -**	**$ -**	**0.00%**
70000 - Computers	$ -	$ -	$ -	$ -	$ -	$ -	$ -	$ -	0.00%
70040 - Mobile Data Units	$ -	$ -	$ -	$ -	$ -	$ -	$ -	$ -	0.00%
70050 - Printers	$ -	$ -	$ -	$ -	$ -	$ -	$ -	$ -	0.00%
70070 - Automotive Equipment	$ 19,000	$ -	$ -	$ -	$ -	$ -	$ -	$ -	0.00%
70120 - Special Purpose Equipment	$ -	$ -	$ -	$ -	$ -	$ -	$ -	$ -	0.00%
72010 - Building Improvements	$ 110,041	$ -	$ -	$ -	$ -	$ -	$ -	$ -	0.00%
Commodities	**$ 1,629,330**	**$ 1,836,068**	**$ 1,832,253**	**$ 2,242,032**	**$ 2,393,384**	**$ 2,891,533**	**$ 2,030,628**	**$ 2,030,628**	**142.40%**
60000 - Office Supplies	$ 18,228	$ 15,269	$ 8,292	$ 13,742	$ 20,577	$ 33,686	$ 15,550	$ 15,550	216.63%
60010 - Operating Supplies	$ 411,667	$ 321,392	$ 233,497	$ 329,805	$ 443,572	$ 537,098	$ 188,740	$ 188,740	284.57%
60020 - Computer Related Supplies	$ -	$ 140	$ 17,806	$ -	$ -	$ 244	$ -	$ -	0.00%
60070 - Computer Hardware- Non Capital	$ 1,195	$ -	$ -	$ -	$ -	$ -	$ -	$ -	0.00%
60080 - Employee Recognition Supplies	$ 171	$ 306	$ -	$ -	$ -	$ -	$ -	$ -	0.00%
60180 - S.W.A.T. Supplies	$ 44,569	$ 122,812	$ 44,844	$ 121,042	$ 48,966	$ 50,237	$ 50,000	$ 50,000	100.47%
60190 - Bomb Squad Supplies	$ 51,598	$ 28,907	$ 52,873	$ 49,839	$ 45,542	$ 35,749	$ 50,000	$ 50,000	71.50%
60210 - Uniform Supplies	$ 58,424	$ 78,851	$ 82,312	$ 88,746	$ 94,643	$ 65,376	$ 70,000	$ 70,000	93.39%
60220 - Weapons and Ammunition	$ 62,441	$ 119,650	$ 68,156	$ 93,870	$ 125,007	$ 46,013	$ 77,000	$ 77,000	59.76%
60230 - Food	$ 668,576	$ 738,624	$ 677,382	$ 1,015,152	$ 1,111,933	$ 1,738,860	$ 1,097,638	$ 1,097,638	158.42%
60240 - Clothing Supplies	$ 22,743	$ 27,229	$ 25,083	$ 24,951	$ 14,576	$ -	$ 25,000	$ 25,000	0.00%
60250 - Medical Supplies and Drugs	$ 190	$ -	$ 445	$ -	$ -	$ -	$ 1,200	$ 1,200	0.00%
60265 - Public Health Commodities - Coronavirus	$ -	$ 5,610	$ 54,572	$ 3,049	$ -	$ -	$ -	$ -	0.00%
60590 - Communication Equip - Non-Capital	$ -	$ -	$ -	$ -	$ -	$ -	$ -	$ -	0.00%
63040 - Fuel- Vehicles	$ 284,403	$ 372,126	$ 560,649	$ 496,799	$ 482,287	$ 384,271	$ 450,000	$ 450,000	85.39%
64000 - Telephone	$ 5,124	$ 5,151	$ 6,341	$ 5,036	$ 6,280	$ -	$ 5,500	$ 5,500	0.00%
Contractual Services	**$ 3,144,446**	**$ 3,088,663**	**$ 3,765,678**	**$ 6,186,134**	**$ 4,945,007**	**$ 3,460,285**	**$ 5,097,201**	**$ 5,097,201**	**67.89%**

Committee Revenue Budget Report - by Account Detail

Through September 30, 2025 (83.3% YTD, 84.62% Payroll Expense through Pay Period Ending 09/27/2025)

***2020, 2021, 2022, 2023 and 2024 Actual Fiscal Year**

Department / Fund / Account Classification	2020 Actual Amount*	2021 Actual Amount*	2022 Actual Amount*	2023 Actual Amount*	2024 Actual Amount*	2025 Actual Amount	2025 Amended Budget	2025 Adopted Budget	2025 YTD% Actual/Amended Budget
50080 - Adult Prisoner Board and Care	$ -	$ 8,540	$ 11,550	$ -	$ -	$ -	$ -	$ -	0.00%
50150 - Contractual/Consulting Services	$ 198,939	$ 80,768	$ 201,127	$ 170,231	$ 375,001	$ 337,869	$ 200,641	$ 200,641	168.39%
50210 - Medical/Dental/Hospital Services	$ 2,496,034	$ 2,456,459	$ 2,967,699	$ 5,232,236	$ 3,787,215	$ 2,336,621	$ 4,402,570	$ 4,402,570	53.07%
50235 - Public Health Services - Coronavirus	$ -	$ -	$ 77,534	$ -	$ -	$ -	$ -	$ -	0.00%
50290 - Investigations	$ 14,732	$ 46,401	$ 12,915	$ 9,276	$ -	$ -	$ -	$ -	0.00%
50300 - Extradition Costs	$ 400	$ 98	$ 25,522	$ 64,376	$ 47,132	$ 60,854	$ 40,000	$ 40,000	152.14%
50340 - Software Licensing Cost	$ -	$ 5,185	$ -	$ 1,299	$ -	$ -	$ -	$ -	0.00%
50360 - Drug Testing and Lab Services	$ 65	$ -	$ -	$ -	$ -	$ -	$ -	$ -	0.00%
52000 - Disposal and Water Softener Srvs	$ 22,514	$ 25,352	$ 24,544	$ 23,511	$ 16,895	$ 5,472	$ 21,290	$ 21,290	25.70%
52130 - Repairs and Maint- Computers	$ 17	$ -	$ -	$ -	$ -	$ -	$ -	$ -	0.00%
52140 - Repairs and Maint- Copiers	$ 9,054	$ 13,102	$ 9,492	$ 16,917	$ 7,637	$ 6,353	$ 11,000	$ 11,000	57.75%
52150 - Repairs and Maint- Comm Equip	$ 20,746	$ 9,773	$ 17,140	$ 98,000	$ 18,999	$ 75,722	$ 23,700	$ 23,700	319.50%
52160 - Repairs and Maint- Equipment	$ 131,456	$ 33,099	$ 18,778	$ 66,441	$ 16,604	$ 78,081	$ 62,000	$ 62,000	125.94%
52190 - Equipment Rental	$ 2,619	$ 2,318	$ -	$ -	$ -	$ -	$ -	$ -	0.00%
52230 - Repairs and Maint- Vehicles	$ 133,240	$ 166,177	$ 150,126	$ 201,919	$ 253,142	$ 219,661	$ 165,000	$ 165,000	133.13%
53100 - Conferences and Meetings	$ 2,963	$ 6,376	$ 237	$ 244	$ -	$ -	$ -	$ -	0.00%
53110 - Employee Training	$ 78,076	$ 200,080	$ 217,322	$ 288,696	$ 305,716	$ 253,083	$ 160,000	$ 160,000	158.18%
53120 - Employee Mileage Expense	$ -	$ -	$ -	$ -	$ -	$ -	$ 1,000	$ 1,000	0.00%
53130 - General Association Dues	$ 2,501	$ 2,712	$ -	$ 150	$ -	$ -	$ -	$ -	0.00%
53150 - Pre-Employ Drug Testing and Labs	$ 4,647	$ 7,087	$ 15,512	$ 5,161	$ 4,344	$ 6,000	$ 5,000	$ 5,000	120.00%
53160 - Pre-Employment Physicals	$ 4,973	$ 8,006	$ 8,729	$ 7,271	$ 7,696	$ 5,010	$ 5,000	$ 5,000	100.20%
55000 - Miscellaneous Contractual Exp	$ 21,469	$ 17,129	$ 7,452	$ 405	$ -	$ -	$ -	$ -	0.00%
55032 - Sheriff Reimbursable Expense	$ -	$ -	$ -	$ -	$ 104,627	$ 75,560	$ -	$ -	0.00%
Personnel Services- Employee Benefits	**$ 2,142,843**	**$ 2,871,210**	**$ 2,669,001**	**$ 4,705,950**	**$ 4,844,443**	**$ 163,400**	**$ 12,973,719**	**$ 12,973,719**	**1.26%**
45000 - Healthcare Contribution	$ 3,522,701	$ 3,428,085	$ 3,797,777	$ 4,268,658	$ 4,400,520	$ -	$ 5,186,354	$ 5,186,354	0.00%
45009 - Healthcare Subsidy	$ (1,763,201)	$ (946,855)	$ (1,514,662)	$ -	$ -	$ -	$ -	$ -	0.00%
45010 - Dental Contribution	$ 106,651	$ 111,408	$ 112,368	$ 115,817	$ 122,198	$ -	$ 147,274	$ 147,274	0.00%
45019 - Dental Subsidy	$ (57,704)	$ (30,158)	$ (45,332)	$ -	$ -	$ -	$ -	$ -	0.00%
45100 - FICA/SS Contribution	$ -	$ -	$ -	$ -	$ -	$ -	$ 2,350,469	$ 2,350,469	0.00%
45200 - IMRF Contribution	$ -	$ -	$ -	$ -	$ -	$ -	$ 417,635	$ 417,635	0.00%
45210 - SLEP Contribution	$ -	$ -	$ -	$ -	$ -	$ -	$ 3,927,463	$ 3,927,463	0.00%
45400 - Uniform Allowance	$ 334,396	$ 308,729	$ 318,850	$ 321,475	$ 321,725	$ 163,400	$ 367,701	$ 367,701	44.44%
53010 - Workers Compensation	$ -	$ -	$ -	$ -	$ -	$ -	$ 576,823	$ 576,823	0.00%
Personnel Services- Salaries & Wages	**$ 8,878,785**	**$ 16,583,038**	**$ 16,302,651**	**$ 28,371,018**	**$ 29,982,607**	**$ 23,944,779**	**$ 32,912,192**	**$ 32,966,462**	**72.75%**
40000 - Salaries and Wages	$ 21,527,004	$ 21,989,608	$ 24,449,848	$ 26,102,703	$ 27,513,521	$ 21,835,472	$ 30,331,115	$ 30,385,385	71.99%
40002 - Non-Union Wage Increase	$ -	$ -	$ -	$ -	$ -	$ -	$ -	$ -	0.00%
40003 - Cost of Living Increase	$ -	$ -	$ -	$ -	$ -	$ -	$ -	$ -	0.00%
40006 - Union Wage Increase	$ -	$ -	$ -	$ -	$ -	$ -	$ -	$ -	0.00%
40009 - Salaries and Wages Subsidy	$ (14,167,422)	$ (6,664,336)	$ (10,050,114)	$ -	$ -	$ -	$ -	$ -	0.00%
40200 - Overtime Salaries	$ 1,767,866	$ 1,534,530	$ 1,320,520	$ 1,843,321	$ 2,091,139	$ 1,752,453	$ 2,117,736	$ 2,117,736	82.75%
40209 - Overtime Subsidy	$ (585,197)	$ (578,710)	$ -	$ -	$ -	$ -	$ -	$ -	0.00%
40310 - Bond Call	$ 11,464	$ 9,288	$ 7,716	$ 6,425	$ -	$ -	$ 7,176	$ 7,176	0.00%
40320 - Merit Employee Longevity	$ 325,070	$ 292,658	$ 574,680	$ 418,570	$ 377,947	$ 356,854	$ 456,165	$ 456,165	78.23%
40400 - Reduction in Budget Request - Salaries	$ -	$ -	$ -	$ -	$ -	$ -	$ -	$ -	0.00%
Services	**$ -**	**$ -**	**$ -**	**$ -**	**$ (4,522,718)**	**$ -**	**$ (12,606,018)**	**$ (12,606,018)**	**0.00%**
45005 - Healthcare Contribution Contra Account	$ -	$ -	$ -	$ -	$ (4,400,520)	$ -	$ (5,186,354)	$ (5,186,354)	0.00%
45015 - Dental Insurance Contra Account	$ -	$ -	$ -	$ -	$ (122,198)	$ -	$ (147,274)	$ (147,274)	0.00%
45105 - FICA/SS Contribution Contra Account	$ -	$ -	$ -	$ -	$ -	$ -	$ (2,350,469)	$ (2,350,469)	0.00%
45205 - IMRF Contribution Contra Account	$ -	$ -	$ -	$ -	$ -	$ -	$ (417,635)	$ (417,635)	0.00%

Committee Revenue Budget Report - by Account Detail

Through September 30, 2025 (83.3% YTD, 84.62% Payroll Expense through Pay Period Ending 09/27/2025)

***2020, 2021, 2022, 2023 and 2024 Actual Fiscal Year**

Department / Fund / Account Classification	2020 Actual Amount*	2021 Actual Amount*	2022 Actual Amount*	2023 Actual Amount*	2024 Actual Amount*	2025 Actual Amount	2025 Amended Budget	2025 Adopted Budget	2025 YTD% Actual/Amended Budget
45215 - SLEP Contribution Contra Account	$ -	$ -	$ -	$ -	$ -	$ -	$ (3,927,463)	$ (3,927,463)	0.00%
53015 - Worker's Comp Contra Account	$ -	$ -	$ -	$ -	$ -	$ -	$ (576,823)	$ (576,823)	0.00%
Transfers Out	**$ -**	**$ 410,804**	**$ 715,920**	**$ 5,826**	**$ 647,171**	**$ -**	**$ -**	**$ -**	**0.00%**
99000 - Transfer To Other Funds	$ -	$ 250,000	$ -	$ -	$ -	$ -	$ -	$ -	0.00%
99001 - Transfer to General Fund 001	$ -	$ -	$ -	$ 5,826	$ -	$ -	$ -	$ -	0.00%
99128 - Transfer to Sheriff's Vehicle & Equipment Fund 128	$ -	$ -	$ 715,920	$ -	$ -	$ -	$ -	$ -	0.00%
99200 - Transfer to Court Automation Fund 200	$ -	$ -	$ -	$ -	$ -	$ -	$ -	$ -	0.00%
99500 - Transfer to Capital Projects Fund 500	$ -	$ 160,804	$ -	$ -	$ 300,000	$ -	$ -	$ -	0.00%
99702 - Transfer To Sheriff's Detail Escrow Fund 702	$ -	$ -	$ -	$ -	$ 347,171	$ -	$ -	$ -	0.00%
020 The Stipend Fund									
Revenue	***$ -***	***$ -***	***$ -***	***$ -***	***$ 6,500***	***$ 6,500***	***$ 6,500***	***$ 6,500***	***100.00%***
Reimbursements	**$ -**	**$ -**	**$ -**	**$ -**	**$ 6,500**	**$ 6,500**	**$ 6,500**	**$ 6,500**	**100.00%**
37115 - State Stipend Certain EO and DH	$ -	$ -	$ -	$ -	$ 6,500	$ 6,500	$ 6,500	$ 6,500	100.00%
Expenses	***$ -***	***$ -***	***$ -***	***$ -***	***$ 6,500***	***$ 6,500***	***$ -***	***$ -***	***0.00%***
Personnel Services- Salaries & Wages	**$ -**	**$ -**	**$ -**	**$ -**	**$ 6,500**	**$ 6,500**	**$ -**	**$ -**	**0.00%**
40000 - Salaries and Wages	$ -	$ -	$ -	$ -	$ 6,500	$ 6,500	$ -	$ -	0.00%
128 Sheriff's Vehicle & Equipment									
Revenue	***$ -***	***$ -***	***$ 1,791,409***	***$ 508,416***	***$ 470,402***	***$ 1,274,219***	***$ 1,615,261***	***$ 1,615,261***	***78.89%***
Interest Revenue	**$ -**	**$ -**	**$ (30,017)**	**$ 74,416**	**$ 36,402**	**$ 40,219**	**$ 59,000**	**$ 59,000**	**68.17%**
38000 - Investment Income	$ -	$ -	$ (30,017)	$ 74,416	$ 36,402	$ 40,219	$ 59,000	$ 59,000	68.17%
Other	**$ -**	**$ -**	**$ -**	**$ -**	**$ -**	**$ -**	**$ 322,261**	**$ 322,261**	**0.00%**
39900 - Fund Balance Utilization	$ -	$ -	$ -	$ -	$ -	$ -	$ 322,261	$ 322,261	0.00%
Transfers In	**$ -**	**$ -**	**$ 1,821,426**	**$ 434,000**	**$ 434,000**	**$ 1,234,000**	**$ 1,234,000**	**$ 1,234,000**	**100.00%**
39001 - Transfer from General Fund 001	$ -	$ -	$ 1,215,920	$ -	$ -	$ -	$ -	$ -	0.00%
39125 - Transfer from Public Safety Sales Tax Fund 125	$ -	$ -	$ 605,506	$ 434,000	$ 434,000	$ 1,234,000	$ 1,234,000	$ 1,234,000	100.00%
Expenses	***$ -***	***$ -***	***$ 73,817***	***$ 1,707,382***	***$ 552,818***	***$ 865,422***	***$ 1,615,261***	***$ 1,615,261***	***53.58%***
Capital	**$ -**	**$ -**	**$ 73,817**	**$ 1,523,186**	**$ 404,596**	**$ 660,759**	**$ 1,410,598**	**$ 1,410,598**	**46.84%**
70070 - Automotive Equipment	$ -	$ -	$ 73,817	$ 1,523,186	$ 404,596	$ 660,759	$ 1,410,598	$ 1,410,598	46.84%
Contingency and Other	**$ -**	**$ -**	**$ -**	**$ -**	**$ -**	**$ -**	**$ -**	**$ -**	**0.00%**
89000 - Addition to Fund Balance	$ -	$ -	$ -	$ -	$ -	$ -	$ -	$ -	0.00%
Contractual Services	**$ -**	**$ -**	**$ -**	**$ 184,195**	**$ 148,221**	**$ 204,663**	**$ 204,663**	**$ 204,663**	**100.00%**
52220 - Equipment Lease	$ -	$ -	$ -	$ 184,195	$ 148,221	$ 204,663	$ 204,663	$ 204,663	100.00%
247 EMA Volunteer Fund									
Revenue	***$ 2,782***	***$ 3,446***	***$ 15,323***	***$ 1,823***	***$ 3,190***	***$ 1,550***	***$ -***	***$ -***	***0.00%***
Interest Revenue	**$ 322**	**$ (13)**	**$ (609)**	**$ 1,823**	**$ 1,690**	**$ 1,550**	**$ -**	**$ -**	**0.00%**
38000 - Investment Income	$ 322	$ (13)	$ (609)	$ 1,823	$ 1,690	$ 1,550	$ -	$ -	0.00%
Other	**$ 2,460**	**$ 2,580**	**$ 14,212**	**$ -**	**$ 1,500**	**$ -**	**$ -**	**$ -**	**0.00%**
38520 - General Donations	$ 520	$ 2,580	$ 14,212	$ -	$ 1,500	$ -	$ -	$ -	0.00%
38900 - Miscellaneous Other	$ 1,940	$ -	$ -	$ -	$ -	$ -	$ -	$ -	0.00%
39900 - Fund Balance Utilization	$ -	$ -	$ -	$ -	$ -	$ -	$ -	$ -	0.00%
Charges for Services	**$ -**	**$ -**	**$ -**	**$ -**	**$ -**	**$ -**	**$ -**	**$ -**	**0.00%**

Committee Revenue Budget Report - by Account Detail

Through September 30, 2025 (83.3% YTD, 84.62% Payroll Expense through Pay Period Ending 09/27/2025)

***2020, 2021, 2022, 2023 and 2024 Actual Fiscal Year**

Department / Fund / Account Classification	2020 Actual Amount*	2021 Actual Amount*	2022 Actual Amount*	2023 Actual Amount*	2024 Actual Amount*	2025 Actual Amount	2025 Amended Budget	2025 Adopted Budget	2025 YTD% Actual/Amended Budget
34350 - Detail Fees	$ -	$ -	$ -	$ -	$ -	$ -	$ -	$ -	0.00%
Transfers In	**$ -**	**$ 880**	**$ 1,720**	**$ -**	**$ -**	**$ -**	**$ -**	**$ -**	**0.00%**
39000 - Transfer From Other Funds	$ -	$ 880	$ 1,720	$ -	$ -	$ -	$ -	$ -	0.00%
Expenses	***$ 2,675***	***$ 880***	***$ 5,260***	***$ 1,134***	***$ -***	***$ -***	***$ -***	***$ -***	***0.00%***
Commodities	**$ 1,707**	**$ 880**	**$ 4,722**	**$ -**	**$ -**	**$ -**	**$ -**	**$ -**	**0.00%**
60010 - Operating Supplies	$ 1,707	$ 880	$ 4,722	$ -	$ -	$ -	$ -	$ -	0.00%
Contingency and Other	**$ -**	**$ -**	**$ -**	**$ -**	**$ -**	**$ -**	**$ -**	**$ -**	**0.00%**
89000 - Addition to Fund Balance	$ -	$ -	$ -	$ -	$ -	$ -	$ -	$ -	0.00%
Contractual Services	**$ 968**	**$ -**	**$ 538**	**$ 1,134**	**$ -**	**$ -**	**$ -**	**$ -**	**0.00%**
55000 - Miscellaneous Contractual Exp	$ 968	$ -	$ 538	$ 1,134	$ -	$ -	$ -	$ -	0.00%
248 KC Emergency Planning									
Revenue	***$ 5,972***	***$ (3)***	***$ (346)***	***$ 1,435***	***$ 1,391***	***$ 1,338***	***$ -***	***$ -***	***0.00%***
Interest Revenue	**$ 422**	**$ (3)**	**$ (346)**	**$ 1,435**	**$ 1,391**	**$ 1,338**	**$ -**	**$ -**	**0.00%**
38000 - Investment Income	$ 422	$ (3)	$ (346)	$ 1,435	$ 1,391	$ 1,338	$ -	$ -	0.00%
Other	**$ -**	**$ -**	**$ -**	**$ -**	**$ -**	**$ -**	**$ -**	**$ -**	**0.00%**
38520 - General Donations	$ -	$ -	$ -	$ -	$ -	$ -	$ -	$ -	0.00%
Reimbursements	**$ 5,550**	**$ -**	**$ -**	**$ -**	**$ -**	**$ -**	**$ -**	**$ -**	**0.00%**
37900 - Miscellaneous Reimbursement	$ 5,550	$ -	$ -	$ -	$ -	$ -	$ -	$ -	0.00%
Expenses	***$ 5,290***	***$ -***	***$ -***	***$ -***	***$ -***	***$ -***	***$ -***	***$ -***	***0.00%***
Commodities	**$ 233**	**$ -**	**$ -**	**$ -**	**$ -**	**$ -**	**$ -**	**$ -**	**0.00%**
60000 - Office Supplies	$ -	$ -	$ -	$ -	$ -	$ -	$ -	$ -	0.00%
60010 - Operating Supplies	$ -	$ -	$ -	$ -	$ -	$ -	$ -	$ -	0.00%
65000 - Miscellaneous Supplies	$ 233	$ -	$ -	$ -	$ -	$ -	$ -	$ -	0.00%
Contingency and Other	**$ -**	**$ -**	**$ -**	**$ -**	**$ -**	**$ -**	**$ -**	**$ -**	**0.00%**
89000 - Addition to Fund Balance	$ -	$ -	$ -	$ -	$ -	$ -	$ -	$ -	0.00%
Contractual Services	**$ 5,057**	**$ -**	**$ -**	**$ -**	**$ -**	**$ -**	**$ -**	**$ -**	**0.00%**
53070 - Legal Printing	$ -	$ -	$ -	$ -	$ -	$ -	$ -	$ -	0.00%
55000 - Miscellaneous Contractual Exp	$ 5,057	$ -	$ -	$ -	$ -	$ -	$ -	$ -	0.00%
249 Bomb Squad SWAT									
Revenue	***$ 2,765***	***$ 28,246***	***$ 31,591***	***$ 60***	***$ 64,019***	***$ 87***	***$ 5,000***	***$ 5,000***	***1.74%***
Interest Revenue	**$ -**	**$ -**	**$ -**	**$ 60**	**$ 121**	**$ 87**	**$ -**	**$ -**	**0.00%**
38000 - Investment Income	$ -	$ -	$ -	$ 60	$ 121	$ 87	$ -	$ -	0.00%
Other	**$ 2,765**	**$ 25,746**	**$ 31,591**	**$ -**	**$ 63,898**	**$ -**	**$ 5,000**	**$ 5,000**	**0.00%**
38520 - General Donations	$ 2,765	$ 25,746	$ 31,591	$ -	$ -	$ -	$ -	$ -	0.00%
38900 - Miscellaneous Other	$ -	$ -	$ -	$ -	$ 63,898	$ -	$ 5,000	$ 5,000	0.00%
Transfers In	**$ -**	**$ 2,500**	**$ -**	**$ -**	**$ -**	**$ -**	**$ -**	**$ -**	**0.00%**
39000 - Transfer From Other Funds	$ -	$ 2,500	$ -	$ -	$ -	$ -	$ -	$ -	0.00%
Expenses	***$ 9,369***	***$ 21,930***	***$ 23,165***	***$ 8,532***	***$ 7,020***	***$ -***	***$ 5,000***	***$ 5,000***	***0.00%***
Commodities	**$ 6,076**	**$ 20,172**	**$ 23,165**	**$ 8,209**	**$ 7,020**	**$ -**	**$ 2,500**	**$ 2,500**	**0.00%**
65000 - Miscellaneous Supplies	$ 6,076	$ 20,172	$ 23,165	$ 8,209	$ 7,020	$ -	$ 2,500	$ 2,500	0.00%
Contingency and Other	**$ -**	**$ -**	**$ -**	**$ -**	**$ -**	**$ -**	**$ -**	**$ -**	**0.00%**
89000 - Addition to Fund Balance	$ -	$ -	$ -	$ -	$ -	$ -	$ -	$ -	0.00%

Committee Revenue Budget Report - by Account Detail

Through September 30, 2025 (83.3% YTD, 84.62% Payroll Expense through Pay Period Ending 09/27/2025)

***2020, 2021, 2022, 2023 and 2024 Actual Fiscal Year**

Department / Fund / Account Classification	2020 Actual Amount*	2021 Actual Amount*	2022 Actual Amount*	2023 Actual Amount*	2024 Actual Amount*	2025 Actual Amount	2025 Amended Budget	2025 Adopted Budget	2025 YTD% Actual/Amended Budget
Contractual Services	**$ 3,294**	**$ 1,758**	**$ -**	**$ 323**	**$ -**	**$ -**	**$ 2,500**	**$ 2,500**	**0.00%**
50150 - Contractual/Consulting Services	$ 1,313	$ -	$ -	$ -	$ -	$ -	$ 2,500	$ 2,500	0.00%
53100 - Conferences and Meetings	$ 61	$ 1,758	$ -	$ 250	$ -	$ -	$ -	$ -	0.00%
53115 - Law Enforcement Training	$ 420	$ -	$ -	$ 73	$ -	$ -	$ -	$ -	0.00%
55015 - General Donations	$ 1,500	$ -	$ -	$ -	$ -	$ -	$ -	$ -	0.00%
Transfers Out	**$ -**	**$ -**	**$ -**	**$ -**	**$ -**	**$ -**	**$ -**	**$ -**	**0.00%**
99000 - Transfer To Other Funds	$ -	$ -	$ -	$ -	$ -	$ -	$ -	$ -	0.00%
251 Canteen Commission									
Revenue	***$ 490,406***	***$ 657,040***	***$ 461,971***	***$ 394,912***	***$ 366,804***	***$ 912***	***$ 651,000***	***$ 651,000***	***0.14%***
Interest Revenue	**$ 81**	**$ 101**	**$ 81**	**$ 670**	**$ 1,319**	**$ 912**	**$ 1,000**	**$ 1,000**	**91.24%**
38000 - Investment Income	$ 81	$ 101	$ 81	$ 670	$ 1,319	$ 912	$ 1,000	$ 1,000	91.24%
Other	**$ 1,063**	**$ 10,150**	**$ 1,354**	**$ 1,750**	**$ 300**	**$ -**	**$ -**	**$ -**	**0.00%**
38520 - General Donations	$ 1,063	$ 10,150	$ 1,354	$ 1,750	$ 300	$ -	$ -	$ -	0.00%
39900 - Fund Balance Utilization	$ -	$ -	$ -	$ -	$ -	$ -	$ -	$ -	0.00%
Reimbursements	**$ 489,116**	**$ 579,457**	**$ 424,709**	**$ 375,412**	**$ 364,529**	**$ -**	**$ 650,000**	**$ 650,000**	**0.00%**
37900 - Miscellaneous Reimbursement	$ 489,116	$ 579,457	$ 424,709	$ 375,412	$ 364,529	$ -	$ 650,000	$ 650,000	0.00%
Charges for Services	**$ 146**	**$ 41,132**	**$ 35,826**	**$ 17,081**	**$ 656**	**$ -**	**$ -**	**$ -**	**0.00%**
34450 - Bond Fees	$ 146	$ 41,132	$ 35,826	$ 17,081	$ 656	$ -	$ -	$ -	0.00%
Transfers In	**$ -**	**$ 26,200**	**$ -**	**$ -**	**$ -**	**$ -**	**$ -**	**$ -**	**0.00%**
39000 - Transfer From Other Funds	$ -	$ 26,200	$ -	$ -	$ -	$ -	$ -	$ -	0.00%
Expenses	***$ 503,625***	***$ 580,751***	***$ 615,279***	***$ 398,592***	***$ 386,947***	***$ -***	***$ 651,000***	***$ 651,000***	***0.00%***
Capital	**$ 7,969**	**$ 27,735**	**$ -**	**$ -**	**$ -**	**$ -**	**$ -**	**$ -**	**0.00%**
70000 - Computers	$ 7,969	$ -	$ -	$ -	$ -	$ -	$ -	$ -	0.00%
70110 - Machinery and Equipment	$ -	$ 14,735	$ -	$ -	$ -	$ -	$ -	$ -	0.00%
72010 - Building Improvements	$ -	$ 13,000	$ -	$ -	$ -	$ -	$ -	$ -	0.00%
Commodities	**$ 124,528**	**$ 145,032**	**$ 204,006**	**$ 218,223**	**$ 262,737**	**$ -**	**$ 326,000**	**$ 326,000**	**0.00%**
60000 - Office Supplies	$ 10,089	$ 12,487	$ 14,475	$ 29,693	$ 50,195	$ -	$ -	$ -	0.00%
60040 - Postage	$ 2,335	$ 3,791	$ 7,659	$ -	$ -	$ -	$ -	$ -	0.00%
60050 - Books and Subscriptions	$ 18,388	$ 15,990	$ 19,608	$ 630	$ 69	$ -	$ -	$ -	0.00%
60160 - Cleaning Supplies	$ 2,223	$ 4,214	$ 750	$ -	$ -	$ -	$ -	$ -	0.00%
60230 - Food	$ 48,197	$ 40,013	$ 49,194	$ 59,344	$ 60,558	$ -	$ -	$ -	0.00%
60240 - Clothing Supplies	$ 8,895	$ 4,900	$ 3,390	$ -	$ 15,259	$ -	$ -	$ -	0.00%
60570 - Office Furniture - Non-Capital	$ -	$ 8,218	$ 6,915	$ -	$ -	$ -	$ -	$ -	0.00%
60580 - Special Purpose Equip - Non-Capital	$ -	$ 6,424	$ 2,180	$ -	$ -	$ -	$ -	$ -	0.00%
65000 - Miscellaneous Supplies	$ 34,402	$ 48,995	$ 99,837	$ 128,555	$ 136,656	$ -	$ 326,000	$ 326,000	0.00%
Contingency and Other	**$ -**	**$ -**	**$ -**	**$ -**	**$ -**	**$ -**	**$ -**	**$ -**	**0.00%**
89000 - Addition to Fund Balance	$ -	$ -	$ -	$ -	$ -	$ -	$ -	$ -	0.00%
Contractual Services	**$ 371,127**	**$ 407,985**	**$ 411,273**	**$ 180,369**	**$ 124,210**	**$ -**	**$ 325,000**	**$ 325,000**	**0.00%**
50150 - Contractual/Consulting Services	$ 314,824	$ 359,474	$ 374,951	$ 158,120	$ 118,963	$ -	$ 325,000	$ 325,000	0.00%
52110 - Repairs and Maint- Buildings	$ -	$ 1,424	$ -	$ -	$ -	$ -	$ -	$ -	0.00%
56010 - Bond	$ 46,137	$ 40,334	$ 22,443	$ 17,141	$ 259	$ -	$ -	$ -	0.00%
56020 - Bond Fee	$ 1,070	$ 798	$ 1,400	$ 600	$ 660	$ -	$ -	$ -	0.00%
56030 - Transportation	$ 6,201	$ 3,003	$ 9,532	$ -	$ -	$ -	$ -	$ -	0.00%
63050 - Cable TV	$ 2,895	$ 2,952	$ 2,947	$ 4,507	$ 4,328	$ -	$ -	$ -	0.00%

Committee Revenue Budget Report - by Account Detail

Through September 30, 2025 (83.3% YTD, 84.62% Payroll Expense through Pay Period Ending 09/27/2025)

***2020, 2021, 2022, 2023 and 2024 Actual Fiscal Year**

Department / Fund / Account Classification	2020 Actual Amount*	2021 Actual Amount*	2022 Actual Amount*	2023 Actual Amount*	2024 Actual Amount*	2025 Actual Amount	2025 Amended Budget	2025 Adopted Budget	2025 YTD% Actual/Amended Budget
252 Sheriff DEF Federal - DOJ									
Revenue	***$ 71,865***	***$ 0***	***$ (365)***	***$ 31,665***	***$ 171***	***$ 8,397***	***$ 11,000***	***$ 11,000***	***76.33%***
Interest Revenue	**$ -**	**$ 0**	**$ (766)**	**$ 336**	**$ 171**	**$ 121**	**$ 1,000**	**$ 1,000**	**12.13%**
38000 - Investment Income	$ -	$ 0	$ (766)	$ 336	$ 171	$ 121	$ 1,000	$ 1,000	12.13%
Other	**$ -**	**$ -**	**$ -**	**$ -**	**$ -**	**$ -**	**$ 10,000**	**$ 10,000**	**0.00%**
38900 - Miscellaneous Other	$ -	$ -	$ -	$ -	$ -	$ -	$ 10,000	$ 10,000	0.00%
Transfers In	**$ -**	**$ -**	**$ -**	**$ -**	**$ -**	**$ -**	**$ -**	**$ -**	**0.00%**
39000 - Transfer From Other Funds	$ -	$ -	$ -	$ -	$ -	$ -	$ -	$ -	0.00%
Grants	**$ -**	**$ -**	**$ 401**	**$ 31,329**	**$ -**	**$ 8,275**	**$ -**	**$ -**	**0.00%**
32225 - Equitable Sharing Program-DOJ Federal Grant	$ -	$ -	$ 401	$ 31,329	$ -	$ 8,275	$ -	$ -	0.00%
Fines	**$ 71,865**	**$ -**	**$ -**	**$ -**	**$ -**	**$ -**	**$ -**	**$ -**	**0.00%**
36020 - Drug Fines	$ 71,865	$ -	$ -	$ -	$ -	$ -	$ -	$ -	0.00%
Expenses	***$ 93,866***	***$ 14,733***	***$ -***	***$ 27,994***	***$ -***	***$ 4,144***	***$ 11,000***	***$ 11,000***	***37.67%***
Commodities	**$ 58,646**	**$ 1,832**	**$ -**	**$ 26,925**	**$ -**	**$ 2,685**	**$ -**	**$ -**	**0.00%**
60580 - Special Purpose Equip - Non-Capital	$ 35,786	$ 1,832	$ -	$ 26,925	$ -	$ 2,685	$ -	$ -	0.00%
65000 - Miscellaneous Supplies	$ 22,860	$ -	$ -	$ -	$ -	$ -	$ -	$ -	0.00%
Contingency and Other	**$ -**	**$ 12,902**	**$ -**	**$ -**	**$ -**	**$ -**	**$ 1,000**	**$ 1,000**	**0.00%**
88990 - Move to Agency Fund	$ -	$ 12,902	$ -	$ -	$ -	$ -	$ -	$ -	0.00%
89000 - Addition to Fund Balance	$ -	$ -	$ -	$ -	$ -	$ -	$ 1,000	$ 1,000	0.00%
Contractual Services	**$ 35,221**	**$ -**	**$ -**	**$ 1,069**	**$ -**	**$ 1,459**	**$ 10,000**	**$ 10,000**	**14.59%**
50150 - Contractual/Consulting Services	$ 19,635	$ -	$ -	$ 1,069	$ -	$ 1,459	$ 10,000	$ 10,000	14.59%
53110 - Employee Training	$ 15,586	$ -	$ -	$ -	$ -	$ -	$ -	$ -	0.00%
253 County Sheriff DEF Local									
Revenue	***$ 39,600***	***$ 121,577***	***$ 473,290***	***$ 81,962***	***$ 81,277***	***$ -***	***$ 20,000***	***$ 20,000***	***0.00%***
Interest Revenue	**$ -**	**$ 11**	**$ (6)**	**$ -**	**$ -**	**$ -**	**$ -**	**$ -**	**0.00%**
38000 - Investment Income	$ -	$ 11	$ (6)	$ -	$ -	$ -	$ -	$ -	0.00%
Other	**$ 1,300**	**$ 4,892**	**$ 29,510**	**$ -**	**$ -**	**$ -**	**$ 20,000**	**$ 20,000**	**0.00%**
38530 - Auction Sales	$ 1,300	$ 4,575	$ 29,510	$ -	$ -	$ -	$ -	$ -	0.00%
38900 - Miscellaneous Other	$ -	$ -	$ -	$ -	$ -	$ -	$ 20,000	$ 20,000	0.00%
38990 - Move from Agency Fund	$ -	$ 317	$ -	$ -	$ -	$ -	$ -	$ -	0.00%
Fines	**$ 38,300**	**$ 116,675**	**$ 443,786**	**$ 81,962**	**$ 81,277**	**$ -**	**$ -**	**$ -**	**0.00%**
36020 - Drug Fines	$ 38,300	$ 116,675	$ 443,786	$ 81,962	$ 81,277	$ -	$ -	$ -	0.00%
Expenses	***$ 69,842***	***$ 186,025***	***$ 30,939***	***$ 100,934***	***$ 436,721***	***$ -***	***$ 20,000***	***$ 20,000***	***0.00%***
Commodities	**$ 49,712**	**$ 54,072**	**$ 29,296**	**$ 54,127**	**$ 31,049**	**$ -**	**$ -**	**$ -**	**0.00%**
60050 - Books and Subscriptions	$ -	$ 1,248	$ 1,800	$ -	$ -	$ -	$ -	$ -	0.00%
60580 - Special Purpose Equip - Non-Capital	$ -	$ 34,119	$ 8,986	$ 24,436	$ 7,277	$ -	$ -	$ -	0.00%
65000 - Miscellaneous Supplies	$ 49,712	$ 18,705	$ 18,510	$ 29,690	$ 23,772	$ -	$ -	$ -	0.00%
Contingency and Other	**$ -**	**$ 20,442**	**$ -**	**$ -**	**$ -**	**$ -**	**$ -**	**$ -**	**0.00%**
88990 - Move to Agency Fund	$ -	$ 20,442	$ -	$ -	$ -	$ -	$ -	$ -	0.00%
Contractual Services	**$ 20,130**	**$ 111,511**	**$ 1,643**	**$ 46,807**	**$ 405,672**	**$ -**	**$ 20,000**	**$ 20,000**	**0.00%**
50150 - Contractual/Consulting Services	$ 18,154	$ 107,837	$ 432	$ 46,807	$ 405,672	$ -	$ 20,000	$ 20,000	0.00%
53100 - Conferences and Meetings	$ 279	$ -	$ -	$ -	$ -	$ -	$ -	$ -	0.00%
53110 - Employee Training	$ 1,397	$ 3,374	$ 1,186	$ -	$ -	$ -	$ -	$ -	0.00%
53130 - General Association Dues	$ 300	$ 300	$ 25	$ -	$ -	$ -	$ -	$ -	0.00%
Transfers Out	**$ -**	**$ -**	**$ -**	**$ -**	**$ -**	**$ -**	**$ -**	**$ -**	**0.00%**

Committee Revenue Budget Report - by Account Detail

Through September 30, 2025 (83.3% YTD, 84.62% Payroll Expense through Pay Period Ending 09/27/2025)

***2020, 2021, 2022, 2023 and 2024 Actual Fiscal Year**

Department / Fund / Account Classification	2020 Actual Amount*	2021 Actual Amount*	2022 Actual Amount*	2023 Actual Amount*	2024 Actual Amount*	2025 Actual Amount	2025 Amended Budget	2025 Adopted Budget	2025 YTD% Actual/Amended Budget
99000 - Transfer To Other Funds	$ -	$ -	$ -	$ -	$ -	$ -	$ -	$ -	0.00%
254 FATS									
Revenue	***$ 5,164***	***$ 3,201***	***$ 3,894***	***$ 4,037***	***$ 3,613***	***$ -***	***$ 6,000***	***$ 6,000***	***0.00%***
Charges for Services	**$ 5,164**	**$ 3,201**	**$ 3,894**	**$ 4,037**	**$ 3,613**	**$ -**	**$ 6,000**	**$ 6,000**	**0.00%**
35900 - Miscellaneous Fees	$ 5,164	$ 3,201	$ 3,894	$ 4,037	$ 3,613	$ -	$ 6,000	$ 6,000	0.00%
Expenses	***$ 10,467***	***$ (447)***	***$ 2,577***	***$ 1,130***	***$ 5,715***	***$ -***	***$ 6,000***	***$ 6,000***	***0.00%***
Commodities	**$ 10,467**	**$ (447)**	**$ 2,577**	**$ 130**	**$ 3,415**	**$ -**	**$ -**	**$ -**	**0.00%**
65000 - Miscellaneous Supplies	$ 10,467	$ (447)	$ 2,577	$ 130	$ 3,415	$ -	$ -	$ -	0.00%
Contractual Services	**$ -**	**$ -**	**$ -**	**$ 1,000**	**$ 2,300**	**$ -**	**$ 6,000**	**$ 6,000**	**0.00%**
50150 - Contractual/Consulting Services	$ -	$ -	$ -	$ 1,000	$ 2,300	$ -	$ 6,000	$ 6,000	0.00%
255 K-9 Unit									
Revenue	***$ 74,431***	***$ 85,116***	***$ 61,164***	***$ 204,579***	***$ 294,582***	***$ 334***	***$ 30,000***	***$ 30,000***	***1.11%***
Interest Revenue	**$ -**	**$ 7**	**$ 2**	**$ 230**	**$ 465**	**$ 334**	**$ -**	**$ -**	**0.00%**
38000 - Investment Income	$ -	$ 7	$ 2	$ 230	$ 465	$ 334	$ -	$ -	0.00%
Other	**$ 74,431**	**$ 75,509**	**$ 50,470**	**$ 115,349**	**$ 19,857**	**$ -**	**$ 30,000**	**$ 30,000**	**0.00%**
38520 - General Donations	$ 70,290	$ 54,650	$ 48,114	$ 114,701	$ 19,542	$ -	$ 30,000	$ 30,000	0.00%
38900 - Miscellaneous Other	$ 4,141	$ 20,859	$ 2,356	$ 647	$ 315	$ -	$ -	$ -	0.00%
Charges for Services	**$ -**	**$ -**	**$ 10,691**	**$ 89,000**	**$ 274,260**	**$ -**	**$ -**	**$ -**	**0.00%**
35480 - K-9 Training	$ -	$ -	$ 10,691	$ 89,000	$ 274,260	$ -	$ -	$ -	0.00%
Transfers In	**$ -**	**$ 9,600**	**$ -**	**$ -**	**$ -**	**$ -**	**$ -**	**$ -**	**0.00%**
39000 - Transfer From Other Funds	$ -	$ 9,600	$ -	$ -	$ -	$ -	$ -	$ -	0.00%
Expenses	***$ 64,923***	***$ 76,194***	***$ 48,271***	***$ 214,897***	***$ 324,884***	***$ -***	***$ 30,000***	***$ 30,000***	***0.00%***
Capital	**$ 5,369**	**$ -**	**$ -**	**$ -**	**$ -**	**$ -**	**$ -**	**$ -**	**0.00%**
70070 - Automotive Equipment	$ 5,369	$ -	$ -	$ -	$ -	$ -	$ -	$ -	0.00%
Commodities	**$ 44,660**	**$ 26,961**	**$ 26,468**	**$ 71,553**	**$ 102,580**	**$ -**	**$ 15,000**	**$ 15,000**	**0.00%**
65000 - Miscellaneous Supplies	$ 44,660	$ 26,961	$ 26,468	$ 71,553	$ 102,580	$ -	$ 15,000	$ 15,000	0.00%
Contingency and Other	**$ -**	**$ -**	**$ -**	**$ -**	**$ -**	**$ -**	**$ -**	**$ -**	**0.00%**
88990 - Move to Agency Fund	$ -	$ -	$ -	$ -	$ -	$ -	$ -	$ -	0.00%
89000 - Addition to Fund Balance	$ -	$ -	$ -	$ -	$ -	$ -	$ -	$ -	0.00%
Contractual Services	**$ 14,894**	**$ 49,234**	**$ 21,803**	**$ 143,344**	**$ 222,304**	**$ -**	**$ 15,000**	**$ 15,000**	**0.00%**
50150 - Contractual/Consulting Services	$ 13,894	$ 47,734	$ 19,511	$ 137,552	$ 212,825	$ -	$ 15,000	$ 15,000	0.00%
53100 - Conferences and Meetings	$ -	$ -	$ 1,792	$ -	$ -	$ -	$ -	$ -	0.00%
55015 - General Donations	$ 1,000	$ 1,500	$ 500	$ 5,791	$ 9,478	$ -	$ -	$ -	0.00%
256 Vehicle Maintenance/Purchase									
Revenue	***$ 5,200***	***$ 3,146***	***$ 1,464***	***$ 4,891***	***$ 840***	***$ 127***	***$ 1,200***	***$ 1,200***	***10.62%***
Interest Revenue	**$ -**	**$ -**	**$ -**	**$ 161**	**$ 325**	**$ 127**	**$ -**	**$ -**	**0.00%**
38000 - Investment Income	$ -	$ -	$ -	$ 161	$ 325	$ 127	$ -	$ -	0.00%
Other	**$ 5,200**	**$ 1,465**	**$ 483**	**$ 692**	**$ 516**	**$ -**	**$ 1,200**	**$ 1,200**	**0.00%**
38900 - Miscellaneous Other	$ 5,200	$ 1,465	$ 483	$ 692	$ 516	$ -	$ 1,200	$ 1,200	0.00%
Transfers In	**$ -**	**$ 1,681**	**$ 981**	**$ 4,038**	**$ -**	**$ -**	**$ -**	**$ -**	**0.00%**

Committee Revenue Budget Report - by Account Detail

Through September 30, 2025 (83.3% YTD, 84.62% Payroll Expense through Pay Period Ending 09/27/2025)

***2020, 2021, 2022, 2023 and 2024 Actual Fiscal Year**

Department / Fund / Account Classification	2020 Actual Amount*	2021 Actual Amount*	2022 Actual Amount*	2023 Actual Amount*	2024 Actual Amount*	2025 Actual Amount	2025 Amended Budget	2025 Adopted Budget	2025 YTD% Actual/Amended Budget
39000 - Transfer From Other Funds	$ -	$ 1,681	$ 981	$ 4,038	$ -	$ -	$ -	$ -	0.00%
Expenses	***$ 9,085***	***$ 2,671***	***$ 981***	***$ 527***	***$ 717***	***$ 3,511***	***$ 1,200***	***$ 1,200***	***292.59%***
Capital	**$ 1,568**	**$ -**	**$ -**	**$ -**	**$ -**	**$ -**	**$ -**	**$ -**	**0.00%**
70070 - Automotive Equipment	$ 1,568	$ -	$ -	$ -	$ -	$ -	$ -	$ -	0.00%
Commodities	**$ 7,516**	**$ 1,461**	**$ 981**	**$ 527**	**$ 717**	**$ -**	**$ 1,200**	**$ 1,200**	**0.00%**
65000 - Miscellaneous Supplies	$ 7,516	$ 1,461	$ 981	$ 527	$ 717	$ -	$ 1,200	$ 1,200	0.00%
Contingency and Other	**$ -**	**$ -**	**$ -**	**$ -**	**$ -**	**$ -**	**$ -**	**$ -**	**0.00%**
89000 - Addition to Fund Balance	$ -	$ -	$ -	$ -	$ -	$ -	$ -	$ -	0.00%
Contractual Services	**$ -**	**$ 1,210**	**$ -**	**$ -**	**$ -**	**$ 3,511**	**$ -**	**$ -**	**0.00%**
50150 - Contractual/Consulting Services	$ -	$ 1,210	$ -	$ -	$ -	$ 3,511	$ -	$ -	0.00%
257 Sheriff DUI Fund									
Revenue	***$ 50,756***	***$ 63,959***	***$ 32,704***	***$ 118***	***$ 490***	***$ 293***	***$ 32,000***	***$ 32,000***	***0.91%***
Interest Revenue	**$ -**	**$ -**	**$ -**	**$ 118**	**$ 490**	**$ 293**	**$ -**	**$ -**	**0.00%**
38000 - Investment Income	$ -	$ -	$ -	$ 118	$ 490	$ 293	$ -	$ -	0.00%
Other	**$ -**	**$ -**	**$ -**	**$ -**	**$ -**	**$ -**	**$ -**	**$ -**	**0.00%**
39900 - Fund Balance Utilization	$ -	$ -	$ -	$ -	$ -	$ -	$ -	$ -	0.00%
Reimbursements	**$ -**	**$ 7,019**	**$ -**	**$ -**	**$ -**	**$ -**	**$ -**	**$ -**	**0.00%**
37900 - Miscellaneous Reimbursement	$ -	$ 7,019	$ -	$ -	$ -	$ -	$ -	$ -	0.00%
Transfers In	**$ -**	**$ 8,400**	**$ -**	**$ -**	**$ -**	**$ -**	**$ -**	**$ -**	**0.00%**
39000 - Transfer From Other Funds	$ -	$ 8,400	$ -	$ -	$ -	$ -	$ -	$ -	0.00%
Grants	**$ 1,252**	**$ -**	**$ -**	**$ -**	**$ -**	**$ -**	**$ -**	**$ -**	**0.00%**
33900 - Grants - Other	$ 1,252	$ -	$ -	$ -	$ -	$ -	$ -	$ -	0.00%
Fines	**$ 49,505**	**$ 48,540**	**$ 32,704**	**$ -**	**$ -**	**$ -**	**$ 32,000**	**$ 32,000**	**0.00%**
36050 - DUI Fines	$ 49,505	$ 48,540	$ 32,704	$ -	$ -	$ -	$ 32,000	$ 32,000	0.00%
Expenses	***$ 75,401***	***$ 66,231***	***$ 62,724***	***$ -***	***$ 46,581***	***$ -***	***$ 32,000***	***$ 32,000***	***0.00%***
Capital	**$ 16,842**	**$ -**	**$ 27,995**	**$ -**	**$ -**	**$ -**	**$ -**	**$ -**	**0.00%**
70120 - Special Purpose Equipment	$ 16,842	$ -	$ 27,995	$ -	$ -	$ -	$ -	$ -	0.00%
Commodities	**$ 20,039**	**$ 48,352**	**$ 27,081**	**$ -**	**$ 8,130**	**$ -**	**$ 10,000**	**$ 10,000**	**0.00%**
65000 - Miscellaneous Supplies	$ 20,039	$ 48,352	$ 27,081	$ -	$ 8,130	$ -	$ 10,000	$ 10,000	0.00%
Contingency and Other	**$ -**	**$ -**	**$ -**	**$ -**	**$ -**	**$ -**	**$ -**	**$ -**	**0.00%**
89000 - Addition to Fund Balance	$ -	$ -	$ -	$ -	$ -	$ -	$ -	$ -	0.00%
Contractual Services	**$ 38,520**	**$ 17,878**	**$ 7,648**	**$ -**	**$ 38,451**	**$ -**	**$ 22,000**	**$ 22,000**	**0.00%**
50150 - Contractual/Consulting Services	$ 18,540	$ 7,200	$ 750	$ -	$ 26,061	$ -	$ 10,000	$ 10,000	0.00%
53100 - Conferences and Meetings	$ 1,197	$ 2,196	$ -	$ -	$ -	$ -	$ -	$ -	0.00%
53115 - Law Enforcement Training	$ 18,032	$ 8,482	$ 6,898	$ -	$ 11,400	$ -	$ 12,000	$ 12,000	0.00%
53130 - General Association Dues	$ 750	$ -	$ -	$ -	$ 990	$ -	$ -	$ -	0.00%
258 Sheriffs Office Money Laundering									

Committee Revenue Budget Report - by Account Detail

Through September 30, 2025 (83.3% YTD, 84.62% Payroll Expense through Pay Period Ending 09/27/2025)

***2020, 2021, 2022, 2023 and 2024 Actual Fiscal Year**

Department / Fund / Account Classification	2020 Actual Amount*	2021 Actual Amount*	2022 Actual Amount*	2023 Actual Amount*	2024 Actual Amount*	2025 Actual Amount	2025 Amended Budget	2025 Adopted Budget	2025 YTD% Actual/Amended Budget
Revenue	***$ 3,484***	***$ 14,638***	***$ 125***	***$ 39,561***	***$ 1,599***	***$ 373***	***$ 6,000***	***$ 6,000***	***6.21%***
Interest Revenue	**$ -**	**$ 0**	**$ -**	**$ 1,106**	**$ 1,599**	**$ 373**	**$ 1,000**	**$ 1,000**	**37.27%**
38000 - Investment Income	$ -	$ 0	$ -	$ 1,106	$ 1,599	$ 373	$ 1,000	$ 1,000	37.27%
Transfers In	**$ -**	**$ 7,520**	**$ 125**	**$ 38,455**	**$ -**	**$ -**	**$ -**	**$ -**	**0.00%**
39000 - Transfer From Other Funds	$ -	$ 7,520	$ 125	$ 38,455	$ -	$ -	$ -	$ -	0.00%
Fines	**$ 3,484**	**$ 7,118**	**$ -**	**$ -**	**$ -**	**$ -**	**$ 5,000**	**$ 5,000**	**0.00%**
36020 - Drug Fines	$ 3,484	$ 7,118	$ -	$ -	$ -	$ -	$ 5,000	$ 5,000	0.00%
Expenses	***$ 5,846***	***$ 7,520***	***$ 125***	***$ -***	***$ 22,688***	***$ 15,767***	***$ 6,000***	***$ 6,000***	***262.78%***
Commodities	**$ 4,991**	**$ 4,452**	**$ 125**	**$ -**	**$ -**	**$ 5,143**	**$ -**	**$ -**	**0.00%**
60010 - Operating Supplies	$ 4,991	$ 4,452	$ 125	$ -	$ -	$ -	$ -	$ -	0.00%
60220 - Weapons and Ammunition	$ -	$ -	$ -	$ -	$ -	$ 5,143	$ -	$ -	0.00%
Contingency and Other	**$ -**	**$ -**	**$ -**	**$ -**	**$ -**	**$ -**	**$ 1,000**	**$ 1,000**	**0.00%**
89000 - Addition to Fund Balance	$ -	$ -	$ -	$ -	$ -	$ -	$ 1,000	$ 1,000	0.00%
Contractual Services	**$ 855**	**$ 3,068**	**$ -**	**$ -**	**$ 22,688**	**$ 10,624**	**$ 5,000**	**$ 5,000**	**212.48%**
50150 - Contractual/Consulting Services	$ 855	$ 3,068	$ -	$ -	$ 22,688	$ 10,624	$ 5,000	$ 5,000	212.48%
259 Transportation Safety Highway HB									
Revenue	***$ 309***	***$ 34***	***$ (51)***	***$ 188***	***$ 1,008***	***$ 421***	***$ 20,000***	***$ 20,000***	***2.10%***
Interest Revenue	**$ 59**	**$ (0)**	**$ (51)**	**$ 188**	**$ 258**	**$ 171**	**$ -**	**$ -**	**0.00%**
38000 - Investment Income	$ 59	$ (0)	$ (51)	$ 188	$ 258	$ 171	$ -	$ -	0.00%
Fines	**$ 250**	**$ 34**	**$ -**	**$ -**	**$ 750**	**$ 250**	**$ 20,000**	**$ 20,000**	**1.25%**
36065 - Speed Zone Fines	$ 250	$ 34	$ -	$ -	$ 750	$ 250	$ 20,000	$ 20,000	1.25%
Expenses	***$ -***	***$ -***	***$ -***	***$ -***	***$ -***	***$ -***	***$ 20,000***	***$ 20,000***	***0.00%***
Contingency and Other	**$ -**	**$ -**	**$ -**	**$ -**	**$ -**	**$ -**	**$ 20,000**	**$ 20,000**	**0.00%**
89000 - Addition to Fund Balance	$ -	$ -	$ -	$ -	$ -	$ -	$ 20,000	$ 20,000	0.00%
Personnel Services- Salaries & Wages	**$ -**	**$ -**	**$ -**	**$ -**	**$ -**	**$ -**	**$ -**	**$ -**	**0.00%**
40000 - Salaries and Wages	$ -	$ -	$ -	$ -	$ -	$ -	$ -	$ -	0.00%
262 AJF Medical Cost									
Revenue	***$ 19,346***	***$ 26,811***	***$ 32,527***	***$ 29,525***	***$ 28,216***	***$ 18,366***	***$ 47,000***	***$ 47,000***	***39.08%***
Interest Revenue	**$ 368**	**$ (76)**	**$ (530)**	**$ 1,993**	**$ 3,222**	**$ 1,770**	**$ 2,000**	**$ 2,000**	**88.49%**
38000 - Investment Income	$ 368	$ (76)	$ (530)	$ 1,993	$ 3,222	$ 1,770	$ 2,000	$ 2,000	88.49%
Charges for Services	**$ 18,977**	**$ 26,888**	**$ 30,257**	**$ 27,532**	**$ 24,994**	**$ 16,596**	**$ 45,000**	**$ 45,000**	**36.88%**
34460 - Arrestee Medical Cost Fees	$ 18,977	$ 26,888	$ 30,257	$ 27,532	$ 24,994	$ 16,596	$ 45,000	$ 45,000	36.88%
Transfers In	**$ -**	**$ -**	**$ 2,800**	**$ -**	**$ -**	**$ -**	**$ -**	**$ -**	**0.00%**
39000 - Transfer From Other Funds	$ -	$ -	$ 2,800	$ -	$ -	$ -	$ -	$ -	0.00%
Expenses	***$ 30,735***	***$ -***	***$ 25,040***	***$ 25,040***	***$ 25,040***	***$ -***	***$ 47,000***	***$ 47,000***	***0.00%***
Contingency and Other	**$ -**	**$ -**	**$ -**	**$ -**	**$ -**	**$ -**	**$ 21,960**	**$ 21,960**	**0.00%**
89000 - Addition to Fund Balance	$ -	$ -	$ -	$ -	$ -	$ -	$ 21,960	$ 21,960	0.00%
Contractual Services	**$ 30,735**	**$ -**	**$ 25,040**	**$ 25,040**	**$ 25,040**	**$ -**	**$ 25,040**	**$ 25,040**	**0.00%**
50210 - Medical/Dental/Hospital Services	$ 30,735	$ -	$ 25,040	$ 25,040	$ 25,040	$ -	$ 25,040	$ 25,040	0.00%
263 Sheriff Civil Operations									

Committee Revenue Budget Report - by Account Detail

Through September 30, 2025 (83.3% YTD, 84.62% Payroll Expense through Pay Period Ending 09/27/2025)

***2020, 2021, 2022, 2023 and 2024 Actual Fiscal Year**

Department / Fund / Account Classification	2020 Actual Amount*	2021 Actual Amount*	2022 Actual Amount*	2023 Actual Amount*	2024 Actual Amount*	2025 Actual Amount	2025 Amended Budget	2025 Adopted Budget	2025 YTD% Actual/Amended Budget
Revenue	***$ 307,541***	***$ 108,914***	***$ 141,603***	***$ 474,110***	***$ 387,605***	***$ 150***	***$ 20,000***	***$ 20,000***	***0.75%***
Interest Revenue	**$ -**	**$ -**	**$ -**	**$ 60**	**$ 251**	**$ 150**	**$ -**	**$ -**	**0.00%**
38000 - Investment Income	$ -	$ -	$ -	$ 60	$ 251	$ 150	$ -	$ -	0.00%
Other	**$ 28,457**	**$ 27,035**	**$ 30,691**	**$ 10,878**	**$ 8,803**	**$ -**	**$ 20,000**	**$ 20,000**	**0.00%**
38520 - General Donations	$ -	$ 4,087	$ 7,863	$ 2,402	$ 2,308	$ -	$ -	$ -	0.00%
38900 - Miscellaneous Other	$ 28,457	$ 22,948	$ 22,829	$ 8,476	$ 6,495	$ -	$ 20,000	$ 20,000	0.00%
Charges for Services	**$ 73,284**	**$ 79,044**	**$ 86,708**	**$ 457,825**	**$ 365,777**	**$ -**	**$ -**	**$ -**	**0.00%**
34360 - Net Civil Processing Fees	$ -	$ 14,808	$ 64,845	$ 441,125	$ 332,610	$ -	$ -	$ -	0.00%
34365 - Failure to Appear Fee	$ 65,831	$ 61,254	$ 20,271	$ 16,700	$ -	$ -	$ -	$ -	0.00%
35210 - Electronic Citation Fee	$ 7,453	$ 2,983	$ 1,592	$ -	$ 33,167	$ -	$ -	$ -	0.00%
Transfers In	**$ -**	**$ 4,300**	**$ -**	**$ -**	**$ -**	**$ -**	**$ -**	**$ -**	**0.00%**
39000 - Transfer From Other Funds	$ -	$ 4,300	$ -	$ -	$ -	$ -	$ -	$ -	0.00%
Fines	**$ -**	**$ (1,465)**	**$ 24,203**	**$ 5,346**	**$ 12,774**	**$ -**	**$ -**	**$ -**	**0.00%**
36020 - Drug Fines	$ -	$ (1,465)	$ 24,203	$ 5,346	$ 12,774	$ -	$ -	$ -	0.00%
Proceeds from Sale of Property	**$ 205,800**	**$ -**	**$ -**	**$ -**	**$ -**	**$ -**	**$ -**	**$ -**	**0.00%**
38700 - Proceeds from Sale of Property	$ 205,800	$ -	$ -	$ -	$ -	$ -	$ -	$ -	0.00%
Expenses	***$ 350,768***	***$ 80,689***	***$ 72,408***	***$ 393,693***	***$ 322,251***	***$ -***	***$ 20,000***	***$ 20,000***	***0.00%***
Commodities	**$ 300,043**	**$ 51,593**	**$ 14,140**	**$ 65,180**	**$ 80,504**	**$ -**	**$ -**	**$ -**	**0.00%**
60010 - Operating Supplies	$ 241,323	$ 3,909	$ 3,586	$ 578	$ 15,692	$ -	$ -	$ -	0.00%
60050 - Books and Subscriptions	$ 113	$ 2,568	$ -	$ -	$ -	$ -	$ -	$ -	0.00%
60070 - Computer Hardware- Non Capital	$ -	$ 169	$ -	$ -	$ -	$ -	$ -	$ -	0.00%
60080 - Employee Recognition Supplies	$ 327	$ 1,000	$ 98	$ 1,640	$ -	$ -	$ -	$ -	0.00%
60210 - Uniform Supplies	$ 3,850	$ 1,557	$ -	$ 1,365	$ 910	$ -	$ -	$ -	0.00%
65000 - Miscellaneous Supplies	$ 54,431	$ 42,391	$ 10,455	$ 61,596	$ 63,902	$ -	$ -	$ -	0.00%
Contingency and Other	**$ -**	**$ -**	**$ 9**	**$ -**	**$ -**	**$ -**	**$ -**	**$ -**	**0.00%**
88990 - Move to Agency Fund	$ -	$ -	$ 9	$ -	$ -	$ -	$ -	$ -	0.00%
89000 - Addition to Fund Balance	$ -	$ -	$ -	$ -	$ -	$ -	$ -	$ -	0.00%
Contractual Services	**$ 50,725**	**$ 29,096**	**$ 58,259**	**$ 328,513**	**$ 241,747**	**$ -**	**$ 20,000**	**$ 20,000**	**0.00%**
53100 - Conferences and Meetings	$ 2,044	$ (3,652)	$ 1,301	$ 1,603	$ -	$ -	$ -	$ -	0.00%
53115 - Law Enforcement Training	$ 17,533	$ 12,408	$ 4,864	$ 3,071	$ 18,569	$ -	$ -	$ -	0.00%
53120 - Employee Mileage Expense	$ -	$ 81	$ -	$ 35	$ -	$ -	$ -	$ -	0.00%
53130 - General Association Dues	$ 3,038	$ 245	$ 11,561	$ 835	$ -	$ -	$ -	$ -	0.00%
55000 - Miscellaneous Contractual Exp	$ 18,585	$ 10,320	$ 33,897	$ 322,158	$ 223,177	$ -	$ 20,000	$ 20,000	0.00%
55015 - General Donations	$ 9,526	$ 9,694	$ 6,635	$ 812	$ -	$ -	$ -	$ -	0.00%
Transfers Out	**$ -**	**$ -**	**$ -**	**$ -**	**$ -**	**$ -**	**$ -**	**$ -**	**0.00%**
99000 - Transfer To Other Funds	$ -	$ -	$ -	$ -	$ -	$ -	$ -	$ -	0.00%
264 Cannabis Regulation - Local									
Revenue	***$ 35,087***	***$ 83,523***	***$ 98,261***	***$ 93,822***	***$ 98,492***	***$ 64,575***	***$ 90,090***	***$ 90,090***	***71.68%***
Interest Revenue	**$ 142**	**$ (33)**	**$ (786)**	**$ 2,120**	**$ 1,807**	**$ 883**	**$ 2,000**	**$ 2,000**	**44.15%**
38000 - Investment Income	$ 142	$ (33)	$ (786)	$ 2,120	$ 1,807	$ 883	$ 2,000	$ 2,000	44.15%
Other	**$ -**	**$ -**	**$ -**	**$ -**	**$ -**	**$ -**	**$ (1,910)**	**$ (1,910)**	**0.00%**
39900 - Fund Balance Utilization	$ -	$ -	$ -	$ -	$ -	$ -	$ (1,910)	$ (1,910)	0.00%
Other Taxes	**$ 34,945**	**$ 83,556**	**$ 99,047**	**$ 91,702**	**$ 96,685**	**$ 63,692**	**$ 90,000**	**$ 90,000**	**70.77%**
30185 - Cannabis Regulation Tax	$ 34,945	$ 83,556	$ 99,047	$ 91,702	$ 96,685	$ 63,692	$ 90,000	$ 90,000	70.77%
Expenses	***$ 9,738***	***$ 73,869***	***$ 79,523***	***$ 129,093***	***$ 86,370***	***$ 72,085***	***$ 90,090***	***$ 90,090***	***80.01%***

Committee Revenue Budget Report - by Account Detail

Through September 30, 2025 (83.3% YTD, 84.62% Payroll Expense through Pay Period Ending 09/27/2025)

***2020, 2021, 2022, 2023 and 2024 Actual Fiscal Year**

Department / Fund / Account Classification	2020 Actual Amount*	2021 Actual Amount*	2022 Actual Amount*	2023 Actual Amount*	2024 Actual Amount*	2025 Actual Amount	2025 Amended Budget	2025 Adopted Budget	2025 YTD% Actual/Amended Budget
Capital	**$ -**	**$ 40,885**	**$ -**	**$ -**	**$ -**	**$ -**	**$ -**	**$ -**	**0.00%**
70070 - Automotive Equipment	$ -	$ 40,885	$ -	$ -	$ -	$ -	$ -	$ -	0.00%
Commodities	**$ 2,050**	**$ 4,644**	**$ 55,712**	**$ 79,509**	**$ 70,870**	**$ 72,085**	**$ 45,090**	**$ 45,090**	**159.87%**
60010 - Operating Supplies	$ 2,050	$ 4,644	$ 55,712	$ 79,509	$ 70,870	$ 72,085	$ 45,090	$ 45,090	159.87%
Contractual Services	**$ 7,688**	**$ 28,340**	**$ 23,811**	**$ 49,584**	**$ 15,500**	**$ -**	**$ 45,000**	**$ 45,000**	**0.00%**
50150 - Contractual/Consulting Services	$ 7,688	$ 28,340	$ 23,811	$ 49,584	$ 15,500	$ -	$ 45,000	$ 45,000	0.00%
265 Sheriff DEF Federal - Treasury									
Revenue	***$ -***	***$ 149,749***	***$ 256,680***	***$ 239,335***	***$ 157,377***	***$ 115,092***	***$ 52,000***	***$ 52,000***	***221.33%***
Interest Revenue	**$ -**	**$ 4**	**$ (611)**	**$ 1,888**	**$ 4,769**	**$ 1,498**	**$ 2,000**	**$ 2,000**	**74.92%**
38000 - Investment Income	$ -	$ 4	$ (611)	$ 1,888	$ 4,769	$ 1,498	$ 2,000	$ 2,000	74.92%
Other	**$ -**	**$ 12,902**	**$ 57**	**$ -**	**$ -**	**$ -**	**$ -**	**$ -**	**0.00%**
38900 - Miscellaneous Other	$ -	$ -	$ 57	$ -	$ -	$ -	$ -	$ -	0.00%
38990 - Move from Agency Fund	$ -	$ 12,902	$ -	$ -	$ -	$ -	$ -	$ -	0.00%
39900 - Fund Balance Utilization	$ -	$ -	$ -	$ -	$ -	$ -	$ -	$ -	0.00%
Grants	**$ -**	**$ 136,843**	**$ 257,234**	**$ 237,446**	**$ 152,608**	**$ 113,593**	**$ 50,000**	**$ 50,000**	**227.19%**
32226 - Equitable Sharing Program-DEF Federal Treasury Grant	$ -	$ 136,843	$ 257,234	$ 237,446	$ 152,608	$ 113,593	$ 50,000	$ 50,000	227.19%
Expenses	***$ -***	***$ 138,746***	***$ 257,234***	***$ 191,960***	***$ 177,756***	***$ 16,898***	***$ 52,000***	***$ 52,000***	***32.50%***
Commodities	**$ -**	**$ 92,296**	**$ 257,234**	**$ 89,851**	**$ 168,883**	**$ 16,898**	**$ 50,000**	**$ 50,000**	**33.80%**
60000 - Office Supplies	$ -	$ -	$ -	$ -	$ -	$ 104	$ -	$ -	0.00%
60010 - Operating Supplies	$ -	$ -	$ 257,234	$ 89,851	$ 168,883	$ 16,794	$ 50,000	$ 50,000	33.59%
60580 - Special Purpose Equip - Non-Capital	$ -	$ 78,333	$ -	$ -	$ -	$ -	$ -	$ -	0.00%
65000 - Miscellaneous Supplies	$ -	$ 13,963	$ -	$ -	$ -	$ -	$ -	$ -	0.00%
Contingency and Other	**$ -**	**$ -**	**$ -**	**$ -**	**$ -**	**$ -**	**$ 2,000**	**$ 2,000**	**0.00%**
89000 - Addition to Fund Balance	$ -	$ -	$ -	$ -	$ -	$ -	$ 2,000	$ 2,000	0.00%
Contractual Services	**$ -**	**$ 46,450**	**$ -**	**$ 102,108**	**$ 8,873**	**$ -**	**$ -**	**$ -**	**0.00%**
50150 - Contractual/Consulting Services	$ -	$ 40,325	$ -	$ 102,108	$ 8,873	$ -	$ -	$ -	0.00%
53110 - Employee Training	$ -	$ 6,126	$ -	$ -	$ -	$ -	$ -	$ -	0.00%
351 Kane Kares									
Revenue	***$ -***	***$ -***	***$ -***	***$ -***	***$ -***	***$ -***	***$ -***	***$ -***	***0.00%***
Other	**$ -**	**$ -**	**$ -**	**$ -**	**$ -**	**$ -**	**$ -**	**$ -**	**0.00%**
38520 - General Donations	$ -	$ -	$ -	$ -	$ -	$ -	$ -	$ -	0.00%
Reimbursements	**$ -**	**$ -**	**$ -**	**$ -**	**$ -**	**$ -**	**$ -**	**$ -**	**0.00%**
37900 - Miscellaneous Reimbursement	$ -	$ -	$ -	$ -	$ -	$ -	$ -	$ -	0.00%
Expenses	***$ -***	***$ -***	***$ -***	***$ -***	***$ -***	***$ -***	***$ -***	***$ -***	***0.00%***
Contingency and Other	**$ -**	**$ -**	**$ -**	**$ -**	**$ -**	**$ -**	**$ -**	**$ -**	**0.00%**
89000 - Addition to Fund Balance	$ -	$ -	$ -	$ -	$ -	$ -	$ -	$ -	0.00%
Contractual Services	**$ -**	**$ -**	**$ -**	**$ -**	**$ -**	**$ -**	**$ -**	**$ -**	**0.00%**
50150 - Contractual/Consulting Services	$ -	$ -	$ -	$ -	$ -	$ -	$ -	$ -	0.00%
354 Mass Vaccination Fund									

Committee Revenue Budget Report - by Account Detail

Through September 30, 2025 (83.3% YTD, 84.62% Payroll Expense through Pay Period Ending 09/27/2025)

***2020, 2021, 2022, 2023 and 2024 Actual Fiscal Year**

Department / Fund / Account Classification	2020 Actual Amount*	2021 Actual Amount*	2022 Actual Amount*	2023 Actual Amount*	2024 Actual Amount*	2025 Actual Amount	2025 Amended Budget	2025 Adopted Budget	2025 YTD% Actual/Amended Budget
Expenses	***$ -***	***$ 4,812***	***$ -***	***$ -***	***$ -***	***$ -***	***$ -***	***$ -***	***0.00%***
Commodities	**$ -**	**$ 4,812**	**$ -**	**$ -**	**$ -**	**$ -**	**$ -**	**$ -**	**0.00%**
60010 - Operating Supplies	$ -	$ 4,812	$ -	$ -	$ -	$ -	$ -	$ -	0.00%
Personnel Services- Salaries & Wages	**$ -**	**$ -**	**$ -**	**$ -**	**$ -**	**$ -**	**$ -**	**$ -**	**0.00%**
40000 - Salaries and Wages	$ -	$ -	$ -	$ -	$ -	$ -	$ -	$ -	0.00%
702 Sheriff's Detail Escrow									
Revenue	***$ -***	***$ 40,195***	***$ 13,361***	***$ 22,570***	***$ 536,976***	***$ 115,781***	***$ 200,000***	***$ 200,000***	***57.89%***
Interest Revenue	**$ -**	**$ -**	**$ -**	**$ (4,105)**	**$ (6,855)**	**$ 57**	**$ -**	**$ -**	**0.00%**
38000 - Investment Income	$ -	$ -	$ -	$ (4,105)	$ (6,855)	$ 57	$ -	$ -	0.00%
Other	**$ -**	**$ -**	**$ -**	**$ -**	**$ -**	**$ -**	**$ -**	**$ -**	**0.00%**
39900 - Fund Balance Utilization	$ -	$ -	$ -	$ -	$ -	$ -	$ -	$ -	0.00%
Charges for Services	**$ -**	**$ 40,195**	**$ 13,361**	**$ 26,675**	**$ 196,660**	**$ 115,724**	**$ 200,000**	**$ 200,000**	**57.86%**
34350 - Detail Fees	$ -	$ 40,195	$ 13,361	$ 26,675	$ 196,660	$ 115,724	$ 200,000	$ 200,000	57.86%
Transfers In	**$ -**	**$ -**	**$ -**	**$ -**	**$ 347,171**	**$ -**	**$ -**	**$ -**	**0.00%**
39001 - Transfer from General Fund 001	$ -	$ -	$ -	$ -	$ 347,171	$ -	$ -	$ -	0.00%
Expenses	***$ -***	***$ 81,118***	***$ 268,922***	***$ 326,313***	***$ 165,728***	***$ 129,117***	***$ 200,000***	***$ 200,000***	***64.56%***
Contractual Services	**$ -**	**$ 81,118**	**$ 268,922**	**$ 326,313**	**$ 165,728**	**$ 129,117**	**$ 200,000**	**$ 200,000**	**64.56%**
50150 - Contractual/Consulting Services	$ -	$ 81,118	$ 268,922	$ 326,313	$ 165,728	$ 129,117	$ 200,000	$ 200,000	64.56%
420 Merit Commission									
001 General Fund									
Expenses	***$ 74,034***	***$ 87,150***	***$ 85,117***	***$ 77,661***	***$ 85,735***	***$ 51,798***	***$ 142,520***	***$ 142,279***	***36.34%***
Commodities	**$ 522**	**$ 661**	**$ 624**	**$ 953**	**$ 1,673**	**$ 1,098**	**$ 2,000**	**$ 2,000**	**54.88%**
60000 - Office Supplies	$ 522	$ 661	$ 624	$ 953	$ 1,673	$ 1,098	$ 2,000	$ 2,000	54.88%
Contractual Services	**$ 8,279**	**$ 13,958**	**$ 14,410**	**$ 6,428**	**$ 16,918**	**$ 4,649**	**$ 15,050**	**$ 15,050**	**30.89%**
53050 - Employment Advertising	$ 894	$ 1,626	$ 1,490	$ -	$ -	$ -	$ 500	$ 500	0.00%
53120 - Employee Mileage Expense	$ 2,617	$ 2,796	$ 2,788	$ 3,272	$ 3,614	$ 2,920	$ 6,000	$ 6,000	48.67%
53180 - Physical Agility Testing	$ -	$ -	$ -	$ -	$ -	$ -	$ -	$ -	0.00%
53190 - Entrance/Promotional Testing	$ 4,768	$ 9,536	$ 10,132	$ 3,156	$ 13,303	$ 1,729	$ 8,550	$ 8,550	20.22%
Personnel Services- Employee Benefits	**$ 6,375**	**$ 6,275**	**$ 6,507**	**$ 7,277**	**$ 8,012**	**$ -**	**$ 18,547**	**$ 18,547**	**0.00%**
45000 - Healthcare Contribution	$ 6,151	$ 6,019	$ 6,251	$ 7,021	$ 7,737	$ -	$ 8,038	$ 8,038	0.00%
45010 - Dental Contribution	$ 224	$ 256	$ 256	$ 256	$ 275	$ -	$ 276	$ 276	0.00%
45100 - FICA/SS Contribution	$ -	$ -	$ -	$ -	$ -	$ -	$ 6,140	$ 6,140	0.00%
45200 - IMRF Contribution	$ -	$ -	$ -	$ -	$ -	$ -	$ 1,924	$ 1,924	0.00%
53010 - Workers Compensation	$ -	$ -	$ -	$ -	$ -	$ -	$ 2,169	$ 2,169	0.00%
Personnel Services- Salaries & Wages	**$ 58,857**	**$ 66,255**	**$ 63,575**	**$ 63,003**	**$ 67,144**	**$ 46,051**	**$ 125,470**	**$ 125,229**	**36.70%**
40000 - Salaries and Wages	$ 31,548	$ 36,128	$ 34,347	$ 35,681	$ 41,488	$ 27,691	$ 80,469	$ 80,228	34.41%
40003 - Cost of Living Increase	$ -	$ -	$ -	$ -	$ -	$ -	$ -	$ -	0.00%
40200 - Overtime Salaries	$ -	$ -	$ -	$ -	$ 71	$ -	$ -	$ -	0.00%
40300 - Employee Per Diem	$ 27,309	$ 30,126	$ 29,228	$ 27,321	$ 25,585	$ 18,360	$ 45,001	$ 45,001	40.80%
Services	**$ -**	**$ -**	**$ -**	**$ -**	**$ (8,012)**	**$ -**	**$ (18,547)**	**$ (18,547)**	**0.00%**
45005 - Healthcare Contribution Contra Account	$ -	$ -	$ -	$ -	$ (7,737)	$ -	$ (8,038)	$ (8,038)	0.00%
45015 - Dental Insurance Contra Account	$ -	$ -	$ -	$ -	$ (275)	$ -	$ (276)	$ (276)	0.00%
45105 - FICA/SS Contribution Contra Account	$ -	$ -	$ -	$ -	$ -	$ -	$ (6,140)	$ (6,140)	0.00%

Committee Revenue Budget Report - by Account Detail

Through September 30, 2025 (83.3% YTD, 84.62% Payroll Expense through Pay Period Ending 09/27/2025)

***2020, 2021, 2022, 2023 and 2024 Actual Fiscal Year**

Department / Fund / Account Classification	2020 Actual Amount*	2021 Actual Amount*	2022 Actual Amount*	2023 Actual Amount*	2024 Actual Amount*	2025 Actual Amount	2025 Amended Budget	2025 Adopted Budget	2025 YTD% Actual/Amended Budget
45205 - IMRF Contribution Contra Account	$ -	$ -	$ -	$ -	$ -	$ -	$ (1,924)	$ (1,924)	0.00%
53015 - Worker's Comp Contra Account	$ -	$ -	$ -	$ -	$ -	$ -	$ (2,169)	$ (2,169)	0.00%
425 Kane Comm									
001 General Fund									
Expenses	***$ -***	***$ -***	***$ -***	***$ -***	***$ -***	***$ -***	***$ -***	***$ -***	***0.00%***
Commodities	**$ -**	**$ -**	**$ -**	**$ -**	**$ -**	**$ -**	**$ -**	**$ -**	**0.00%**
60080 - Employee Recognition Supplies	$ -	$ -	$ -	$ -	$ -	$ -	$ -	$ -	0.00%
269 Kane Comm									
Revenue	***$ 2,145,768***	***$ 2,241,532***	***$ 2,601,074***	***$ 2,919,502***	***$ 3,054,765***	***$ 2,529,154***	***$ 3,109,678***	***$ 2,980,591***	***81.33%***
Interest Revenue	**$ 19,721**	**$ 589**	**$ (16,890)**	**$ 61,855**	**$ 74,091**	**$ 43,614**	**$ 51,000**	**$ 51,000**	**85.52%**
38000 - Investment Income	$ 19,721	$ 589	$ (16,890)	$ 61,855	$ 74,091	$ 43,614	$ 51,000	$ 51,000	85.52%
Other	**$ -**	**$ -**	**$ -**	**$ -**	**$ -**	**$ -**	**$ 356,723**	**$ 342,960**	**0.00%**
39900 - Fund Balance Utilization	$ -	$ -	$ -	$ -	$ -	$ -	$ 356,723	$ 342,960	0.00%
Reimbursements	**$ 761,056**	**$ 845,365**	**$ 1,152,830**	**$ 1,296,093**	**$ 1,448,964**	**$ 792,860**	**$ 1,035,324**	**$ 920,000**	**76.58%**
37070 - Cell 911 Surcharge Reimbursement	$ 761,056	$ 831,850	$ 1,150,631	$ 1,283,493	$ 1,088,200	$ 693,191	$ 900,000	$ 900,000	77.02%
37075 - ETSB Reimbursement	$ -	$ -	$ -	$ -	$ 348,167	$ 26,506	$ 135,324	$ 20,000	19.59%
37470 - VoIP Surcharge Reimbursement	$ -	$ -	$ 2,195	$ 12,600	$ 12,597	$ 73,162	$ -	$ -	0.00%
37900 - Miscellaneous Reimbursement	$ -	$ 13,515	$ 5	$ -	$ -	$ -	$ -	$ -	0.00%
Charges for Services	**$ 569,175**	**$ 538,471**	**$ 587,746**	**$ 617,784**	**$ 564,388**	**$ 676,994**	**$ 650,944**	**$ 650,944**	**104.00%**
34420 - Radio Communication Fees	$ 568,707	$ 538,471	$ 587,746	$ 616,789	$ 563,788	$ 676,994	$ 650,244	$ 650,244	104.11%
35220 - Emergency Communications Audio Recording Fees	$ 468	$ -	$ -	$ 995	$ 600	$ -	$ 700	$ 700	0.00%
Transfers In	**$ 795,817**	**$ 857,107**	**$ 877,388**	**$ 943,770**	**$ 967,321**	**$ 1,015,687**	**$ 1,015,687**	**$ 1,015,687**	**100.00%**
39000 - Transfer From Other Funds	$ 795,817	$ 857,107	$ -	$ -	$ -	$ -	$ -	$ -	0.00%
39001 - Transfer from General Fund 001	$ -	$ -	$ 877,388	$ 943,770	$ 967,321	$ 1,015,687	$ 1,015,687	$ 1,015,687	100.00%
Grants	**$ -**	**$ -**	**$ -**	**$ -**	**$ -**	**$ -**	**$ -**	**$ -**	**0.00%**
33900 - Grants - Other	$ -	$ -	$ -	$ -	$ -	$ -	$ -	$ -	0.00%
Expenses	***$ 2,182,004***	***$ 2,347,896***	***$ 2,381,391***	***$ 2,901,658***	***$ 3,128,785***	***$ 2,440,419***	***$ 3,109,678***	***$ 2,980,591***	***78.48%***
Capital	**$ -**	**$ 69,211**	**$ -**	**$ -**	**$ 14,500**	**$ -**	**$ -**	**$ -**	**0.00%**
70120 - Special Purpose Equipment	$ -	$ 69,211	$ -	$ -	$ 14,500	$ -	$ -	$ -	0.00%
Commodities	**$ 67,542**	**$ 108,038**	**$ 124,970**	**$ 142,456**	**$ 97,227**	**$ 49,550**	**$ 73,848**	**$ 73,848**	**67.10%**
60000 - Office Supplies	$ 1,097	$ 1,594	$ 2,294	$ 2,190	$ 2,929	$ 1,345	$ 2,000	$ 2,000	67.23%
60010 - Operating Supplies	$ 2,761	$ 2,456	$ 3,061	$ 9,590	$ 11,264	$ 2,790	$ 2,000	$ 2,000	139.52%
60020 - Computer Related Supplies	$ 2,819	$ 7,642	$ 1,625	$ 7,459	$ 1,315	$ 1,373	$ 2,500	$ 2,500	54.91%
60080 - Employee Recognition Supplies	$ 710	$ 803	$ 1,133	$ 1,461	$ 1,376	$ 1,463	$ 1,000	$ 1,000	146.35%
60265 - Public Health Commodities - Coronavirus	$ -	$ -	$ -	$ -	$ -	$ -	$ -	$ -	0.00%
64000 - Telephone	$ 60,155	$ 95,543	$ 116,857	$ 121,755	$ 80,343	$ 42,578	$ 66,348	$ 66,348	64.17%
Contingency and Other	**$ -**	**$ -**	**$ -**	**$ -**	**$ -**	**$ -**	**$ -**	**$ -**	**0.00%**
89000 - Addition to Fund Balance	$ -	$ -	$ -	$ -	$ -	$ -	$ -	$ -	0.00%
Contractual Services	**$ 117,332**	**$ 117,274**	**$ 155,779**	**$ 324,091**	**$ 410,621**	**$ 402,283**	**$ 318,755**	**$ 202,994**	**126.20%**
50150 - Contractual/Consulting Services	$ 33,825	$ 38,345	$ 42,340	$ 193,215	$ 58,483	$ 50,348	$ 57,043	$ 57,043	88.26%
50235 - Public Health Services - Coronavirus	$ -	$ -	$ -	$ -	$ -	$ -	$ -	$ -	0.00%
52130 - Repairs and Maint- Computers	$ 1,820	$ 2,568	$ 3,823	$ 3,230	$ 4,673	$ 3,752	$ 4,000	$ 4,000	93.80%
52140 - Repairs and Maint- Copiers	$ 76	$ 79	$ 24	$ 86	$ 1,668	$ 5,697	$ 400	$ 400	1,424.37%

Committee Revenue Budget Report - by Account Detail

Through September 30, 2025 (83.3% YTD, 84.62% Payroll Expense through Pay Period Ending 09/27/2025)

***2020, 2021, 2022, 2023 and 2024 Actual Fiscal Year**

Department / Fund / Account Classification	2020 Actual Amount*	2021 Actual Amount*	2022 Actual Amount*	2023 Actual Amount*	2024 Actual Amount*	2025 Actual Amount	2025 Amended Budget	2025 Adopted Budget	2025 YTD% Actual/Amended Budget
52150 - Repairs and Maint- Comm Equip	$ 3,237	$ -	$ 24,338	$ 1,638	$ 230,317	$ 227,531	$ 135,324	$ 20,000	168.14%
52160 - Repairs and Maint- Equipment	$ 9,923	$ 7,723	$ 5,312	$ 20,856	$ 16,750	$ 3,520	$ 5,000	$ 5,000	70.40%
52190 - Equipment Rental	$ 27,237	$ 27,060	$ 27,332	$ 27,448	$ 29,493	$ 29,541	$ 29,080	$ 29,080	101.59%
52220 - Equipment Lease	$ -	$ -	$ 48	$ -	$ 48	$ -	$ -	$ -	0.00%
53000 - Liability Insurance	$ 28,828	$ 26,755	$ 32,903	$ 46,452	$ 47,062	$ 71,642	$ 71,642	$ 71,211	100.00%
53020 - Unemployment Claims	$ 828	$ 845	$ 993	$ 636	$ 757	$ 966	$ 966	$ 960	100.00%
53040 - General Advertising	$ -	$ 923	$ 857	$ 1,059	$ 1,081	$ 547	$ 500	$ 500	109.40%
53100 - Conferences and Meetings	$ 2,500	$ 5,175	$ 9,655	$ 11,419	$ 10,136	$ 5,222	$ 6,000	$ 6,000	87.04%
53110 - Employee Training	$ 5,748	$ 5,235	$ 3,299	$ 13,652	$ 4,836	$ 1,552	$ 4,000	$ 4,000	38.79%
53120 - Employee Mileage Expense	$ 1,243	$ 431	$ 2,579	$ 2,260	$ 2,323	$ 875	$ 3,000	$ 3,000	29.16%
53130 - General Association Dues	$ 1,322	$ 900	$ 714	$ 674	$ 646	$ 452	$ 1,000	$ 1,000	45.20%
53150 - Pre-Employ Drug Testing and Labs	$ -	$ -	$ -	$ -	$ -	$ -	$ -	$ -	0.00%
53160 - Pre-Employment Physicals	$ 745	$ 1,236	$ 1,563	$ 1,466	$ 2,348	$ 638	$ 800	$ 800	79.75%
Personnel Services- Employee Benefits	**$ 488,603**	**$ 501,239**	**$ 502,393**	**$ 504,041**	**$ 540,765**	**$ 398,988**	**$ 622,183**	**$ 620,458**	**64.13%**
45000 - Healthcare Contribution	$ 240,720	$ 225,292	$ 249,677	$ 253,779	$ 255,649	$ 178,254	$ 313,965	$ 313,965	56.78%
45009 - Healthcare Subsidy	$ (3,574)	$ (267)	$ -	$ -	$ -	$ -	$ -	$ -	0.00%
45010 - Dental Contribution	$ 6,397	$ 6,621	$ 6,974	$ 6,788	$ 7,101	$ 5,202	$ 9,181	$ 9,181	56.66%
45019 - Dental Subsidy	$ (122)	$ (9)	$ -	$ -	$ -	$ -	$ -	$ -	0.00%
45100 - FICA/SS Contribution	$ 105,603	$ 106,206	$ 109,633	$ 124,485	$ 155,015	$ 106,904	$ 155,398	$ 154,509	68.79%
45109 - FICA/SS Subsidy	$ (2,914)	$ (164)	$ (447)	$ -	$ -	$ -	$ -	$ -	0.00%
45200 - IMRF Contribution	$ 110,614	$ 121,804	$ 97,239	$ 83,673	$ 90,616	$ 73,472	$ 108,483	$ 107,849	67.73%
45209 - IMRF Subsidy	$ (3,295)	$ (206)	$ (393)	$ -	$ -	$ -	$ -	$ -	0.00%
53010 - Workers Compensation	$ 35,173	$ 41,963	$ 39,711	$ 35,316	$ 32,384	$ 35,156	$ 35,156	$ 34,954	100.00%
Personnel Services- Salaries & Wages	**$ 1,397,985**	**$ 1,440,983**	**$ 1,489,804**	**$ 1,820,098**	**$ 1,960,023**	**$ 1,525,733**	**$ 2,031,026**	**$ 2,019,425**	**75.12%**
40000 - Salaries and Wages	$ 1,244,328	$ 1,210,278	$ 1,253,304	$ 1,449,075	$ 1,617,071	$ 1,257,561	$ 1,931,026	$ 1,919,425	65.12%
40002 - Non-Union Wage Increase	$ -	$ -	$ -	$ -	$ -	$ -	$ -	$ -	0.00%
40003 - Cost of Living Increase	$ -	$ -	$ -	$ -	$ -	$ -	$ -	$ -	0.00%
40009 - Salaries and Wages Subsidy	$ (23,209)	$ (2,118)	$ (5,846)	$ -	$ -	$ -	$ -	$ -	0.00%
40200 - Overtime Salaries	$ 194,635	$ 233,047	$ 242,346	$ 371,023	$ 342,951	$ 268,172	$ 100,000	$ 100,000	268.17%
40209 - Overtime Subsidy	$ (17,770)	$ (224)	$ -	$ -	$ -	$ -	$ -	$ -	0.00%
Transfers Out	**$ 110,543**	**$ 111,151**	**$ 108,445**	**$ 110,973**	**$ 105,650**	**$ 63,866**	**$ 63,866**	**$ 63,866**	**100.00%**
99000 - Transfer To Other Funds	$ 110,543	$ 111,151	$ -	$ -	$ -	$ -	$ -	$ -	0.00%
99001 - Transfer to General Fund 001	$ -	$ -	$ 108,445	$ 110,973	$ 105,650	$ 63,866	$ 63,866	$ 63,866	100.00%
430 Court Services									
001 General Fund									
Revenue	***$ 6,921,401***	***$ 6,865,452***	***$ 7,314,443***	***$ 8,096,739***	***$ 8,352,737***	***$ 6,784,022***	***$ 7,744,147***	***$ 7,744,147***	***87.60%***
Reimbursements	**$ 6,592,894**	**$ 6,741,456**	**$ 7,205,378**	**$ 7,984,198**	**$ 8,244,908**	**$ 6,705,708**	**$ 7,652,147**	**$ 7,652,147**	**87.63%**
37080 - Probation Salary Reimbursement	$ 5,623,696	$ 5,768,271	$ 5,828,269	$ 6,498,090	$ 7,094,614	$ 6,040,117	$ 6,666,147	$ 6,666,147	90.61%
37090 - Youth Home Reimbursement	$ 875,427	$ 885,349	$ 1,261,454	$ 1,376,154	$ 1,008,300	$ 597,214	$ 900,000	$ 900,000	66.36%
37275 - Victim Impact Panel Reimbursement	$ -	$ -	$ -	$ -	$ -	$ -	$ -	$ -	0.00%
37550 - Treatment Alt Court Reimbursement	$ 5,450	$ 5,150	$ 7,546	$ 8,726	$ 4,661	$ 4,461	$ 5,000	$ 5,000	89.22%
37570 - IL State Board Education (ISBE) Reimbursement	$ 78,636	$ 82,375	$ 108,108	$ 101,228	$ 110,459	$ 50,849	$ 80,000	$ 80,000	63.56%
37900 - Miscellaneous Reimbursement	$ 9,685	$ 310	$ -	$ -	$ 26,874	$ 13,067	$ 1,000	$ 1,000	1,306.68%
Charges for Services	**$ 152,568**	**$ 123,996**	**$ 109,066**	**$ 112,541**	**$ 105,329**	**$ 78,314**	**$ 92,000**	**$ 92,000**	**85.12%**

Committee Revenue Budget Report - by Account Detail

Through September 30, 2025 (83.3% YTD, 84.62% Payroll Expense through Pay Period Ending 09/27/2025)

***2020, 2021, 2022, 2023 and 2024 Actual Fiscal Year**

Department / Fund / Account Classification	2020 Actual Amount*	2021 Actual Amount*	2022 Actual Amount*	2023 Actual Amount*	2024 Actual Amount*	2025 Actual Amount	2025 Amended Budget	2025 Adopted Budget	2025 YTD% Actual/Amended Budget
34480 - KIDS Program Fees	$ 107,730	$ 113,378	$ 99,810	$ 98,033	$ 101,858	$ 77,558	$ 90,000	$ 90,000	86.18%
34490 - Electronic Monitoring Fees	$ 43,526	$ 8,153	$ 7,772	$ 5,279	$ 1,030	$ -	$ 500	$ 500	0.00%
34500 - JCS Custody Parental Sup Fees	$ 352	$ -	$ -	$ -	$ -	$ -	$ -	$ -	0.00%
34520 - Mental Health/Specialty Court Fees	$ -	$ -	$ -	$ 8,300	$ -	$ -	$ -	$ -	0.00%
34880 - Interstate Compact Fees	$ 942	$ 1,664	$ 1,259	$ 875	$ 1,388	$ 750	$ 1,000	$ 1,000	75.00%
35050 - Domestic Violence GPS Fees	$ 18	$ 802	$ 224	$ 54	$ 1,053	$ 6	$ 500	$ 500	1.22%
Transfers In	**$ 175,939**	**$ -**	**$ -**	**$ -**	**$ -**	**$ -**	**$ -**	**$ -**	**0.00%**
39000 - Transfer From Other Funds	$ 175,939	$ -	$ -	$ -	$ -	$ -	$ -	$ -	0.00%
Grants	**$ -**	**$ -**	**$ -**	**$ -**	**$ 2,500**	**$ -**	**$ -**	**$ -**	**0.00%**
32100 - Treatment Alt Court Grant	$ -	$ -	$ -	$ -	$ 2,500	$ -	$ -	$ -	0.00%
Expenses	***$ 11,596,968***	***$ 12,486,753***	***$ 13,185,913***	***$ 14,121,759***	***$ 13,939,808***	***$ 9,730,475***	***$ 14,025,727***	***$ 13,996,195***	***69.38%***
Capital	**$ -**	**$ 32,000**	**$ 16,864**	**$ 18,908**	**$ 94,448**	**$ 9,794**	**$ -**	**$ -**	**0.00%**
70050 - Printers	$ -	$ -	$ -	$ -	$ -	$ -	$ -	$ -	0.00%
70070 - Automotive Equipment	$ -	$ -	$ -	$ -	$ 88,698	$ -	$ -	$ -	0.00%
70080 - Office Furniture	$ -	$ -	$ 1,365	$ -	$ 5,750	$ 9,794	$ -	$ -	0.00%
70090 - Office Equipment	$ -	$ -	$ -	$ -	$ -	$ -	$ -	$ -	0.00%
70110 - Machinery and Equipment	$ -	$ -	$ -	$ -	$ -	$ -	$ -	$ -	0.00%
70120 - Special Purpose Equipment	$ -	$ -	$ -	$ 18,908	$ -	$ -	$ -	$ -	0.00%
72010 - Building Improvements	$ -	$ 32,000	$ 15,499	$ -	$ -	$ -	$ -	$ -	0.00%
Commodities	**$ 368,974**	**$ 363,521**	**$ 460,587**	**$ 360,539**	**$ 464,764**	**$ 224,927**	**$ 280,179**	**$ 280,179**	**80.28%**
60000 - Office Supplies	$ 17,639	$ 15,081	$ 21,142	$ 14,100	$ 17,941	$ 5,314	$ 10,900	$ 10,900	48.75%
60010 - Operating Supplies	$ 45,900	$ 74,525	$ 157,944	$ 38,725	$ 52,756	$ 22,277	$ 33,900	$ 33,900	65.71%
60020 - Computer Related Supplies	$ 18,878	$ 17,354	$ 20,334	$ 25,701	$ 47,645	$ 13,550	$ 18,250	$ 18,250	74.24%
60040 - Postage	$ 7	$ 28	$ 82	$ 184	$ 172	$ 72	$ 100	$ 100	71.95%
60050 - Books and Subscriptions	$ 3,019	$ 2,815	$ 5,219	$ 3,982	$ 5,648	$ 2,167	$ 3,400	$ 3,400	63.73%
60055 - Office Equipment - Non Capital	$ 32,707	$ 2,720	$ 27	$ -	$ -	$ -	$ -	$ -	0.00%
60070 - Computer Hardware- Non Capital	$ -	$ 1,903	$ 7,640	$ -	$ 1,200	$ -	$ -	$ -	0.00%
60100 - Utilities- Water	$ 14,143	$ 14,422	$ 16,306	$ 13,810	$ 14,353	$ 1,719	$ 13,000	$ 13,000	13.23%
60160 - Cleaning Supplies	$ -	$ -	$ -	$ -	$ -	$ -	$ -	$ -	0.00%
60210 - Uniform Supplies	$ 21,037	$ 17,691	$ 14,646	$ 15,071	$ 11,397	$ 17,396	$ 9,500	$ 9,500	183.12%
60220 - Weapons and Ammunition	$ 524	$ -	$ -	$ -	$ -	$ -	$ 500	$ 500	0.00%
60230 - Food	$ 186,364	$ 181,734	$ 137,549	$ 162,480	$ 185,110	$ 100,911	$ 130,000	$ 130,000	77.62%
60235 - National School Lunch Program	$ -	$ -	$ -	$ -	$ -	$ 16,848	$ -	$ -	0.00%
60240 - Clothing Supplies	$ -	$ -	$ -	$ -	$ 1,918	$ 2,320	$ -	$ -	0.00%
60250 - Medical Supplies and Drugs	$ 6,972	$ 9,665	$ 14,303	$ 22,484	$ 63,421	$ 6,434	$ 15,451	$ 15,451	41.64%
60265 - Public Health Commodities - Coronavirus	$ -	$ -	$ 522	$ -	$ -	$ -	$ -	$ -	0.00%
60270 - Occupational Therapy Supplies	$ -	$ 167	$ 692	$ -	$ 149	$ -	$ -	$ -	0.00%
60450 - Drug Court Graduation Supplies	$ 383	$ 615	$ -	$ 179	$ 827	$ 223	$ 500	$ 500	44.54%
60460 - Subscription Databases	$ -	$ -	$ 380	$ 1,039	$ 1,108	$ 751	$ 500	$ 500	150.18%
60490 - Equipment < $1000	$ -	$ -	$ 4,868	$ 5,025	$ 2,666	$ 556	$ -	$ -	0.00%
60500 - Equipment > $1000	$ -	$ -	$ 13,859	$ 5,662	$ -	$ -	$ -	$ -	0.00%
60520 - Incentives	$ 6,118	$ 6,397	$ 8,915	$ 4,520	$ 12,128	$ 8,576	$ 7,500	$ 7,500	114.34%
60540 - Testing Materials	$ 8,070	$ 9,781	$ 4,860	$ 9,823	$ 7,042	$ 7,740	$ 8,000	$ 8,000	96.75%
60550 - Peer Group Activities Supplies	$ 166	$ -	$ 140	$ 490	$ 752	$ 928	$ 500	$ 500	185.62%
60580 - Special Purpose Equip - Non-Capital	$ -	$ -	$ 221	$ -	$ -	$ -	$ -	$ -	0.00%
63040 - Fuel- Vehicles	$ 3,515	$ 7,833	$ 12,106	$ 12,937	$ 10,057	$ 5,581	$ 9,250	$ 9,250	60.33%
64010 - Cellular Phone	$ 2,765	$ -	$ 18,831	$ 18,662	$ 18,708	$ 10,726	$ 18,778	$ 18,778	57.12%
65000 - Miscellaneous Supplies	$ 769	$ 792	$ -	$ 5,664	$ 9,766	$ 839	$ 150	$ 150	559.13%

Committee Revenue Budget Report - by Account Detail

Through September 30, 2025 (83.3% YTD, 84.62% Payroll Expense through Pay Period Ending 09/27/2025)

***2020, 2021, 2022, 2023 and 2024 Actual Fiscal Year**

Department / Fund / Account Classification	2020 Actual Amount*	2021 Actual Amount*	2022 Actual Amount*	2023 Actual Amount*	2024 Actual Amount*	2025 Actual Amount	2025 Amended Budget	2025 Adopted Budget	2025 YTD% Actual/Amended Budget
Contractual Services	**$ 776,239**	**$ 791,923**	**$ 939,896**	**$ 987,387**	**$ 1,683,149**	**$ 771,801**	**$ 1,480,654**	**$ 1,480,654**	**52.13%**
50150 - Contractual/Consulting Services	$ 2,100	$ 3,500	$ 3,075	$ 5,800	$ 53,111	$ 19,713	$ 55,800	$ 55,800	35.33%
50160 - Legal Services	$ 2,633	$ -	$ 9,495	$ 6,120	$ 3,870	$ 14,040	$ 75,000	$ 75,000	18.72%
50200 - Psychological/Psychiatric Srvs	$ 90,840	$ 106,607	$ 113,290	$ 124,675	$ 142,322	$ 64,535	$ 113,496	$ 113,496	56.86%
50210 - Medical/Dental/Hospital Services	$ 414,361	$ 435,569	$ 436,090	$ 440,093	$ 421,441	$ 349,680	$ 473,590	$ 473,590	73.84%
50235 - Public Health Services - Coronavirus	$ -	$ -	$ 100	$ 9,800	$ -	$ -	$ -	$ -	0.00%
50340 - Software Licensing Cost	$ 160	$ 1,035	$ 425	$ 220	$ 4,408	$ 1,090	$ 1,100	$ 1,100	99.09%
50420 - Juvenile Board and Care	$ 68,126	$ 22,778	$ 32,786	$ 29,279	$ 263,543	$ 41,922	$ 432,000	$ 432,000	9.70%
50480 - Security Services	$ 2,275	$ -	$ 150	$ 21,450	$ 28,277	$ 21,753	$ 42,000	$ 42,000	51.79%
50490 - Destruction of Records Services	$ 3,297	$ 309	$ 1,890	$ 189	$ 2,318	$ 1,152	$ 250	$ 250	460.68%
50500 - Lab Services	$ 6,603	$ 9,182	$ 35,843	$ 26,483	$ 96,518	$ 65,334	$ 45,300	$ 45,300	144.22%
50630 - Halfway House	$ -	$ -	$ 680	$ 340	$ -	$ -	$ -	$ -	0.00%
52010 - Janitorial Services	$ 17,455	$ 18,970	$ 19,524	$ 22,977	$ 19,662	$ 10,008	$ 19,000	$ 19,000	52.67%
52110 - Repairs and Maint- Buildings	$ 1,169	$ 8,915	$ 32,453	$ 11,873	$ 2,698	$ 1,616	$ 2,406	$ 2,406	67.16%
52120 - Repairs and Maint- Grounds	$ -	$ -	$ 15,850	$ -	$ -	$ -	$ -	$ -	0.00%
52130 - Repairs and Maint- Computers	$ -	$ -	$ -	$ -	$ -	$ -	$ -	$ -	0.00%
52140 - Repairs and Maint- Copiers	$ 3,176	$ 3,085	$ 2,924	$ 3,774	$ 3,828	$ 1,535	$ 3,650	$ 3,650	42.05%
52150 - Repairs and Maint- Comm Equip	$ 24,304	$ 16,924	$ 27,308	$ 43,905	$ 366,005	$ 47,398	$ 36,840	$ 36,840	128.66%
52160 - Repairs and Maint- Equipment	$ 19,162	$ 22,289	$ 17,392	$ 7,353	$ 12,005	$ 4,609	$ 7,000	$ 7,000	65.85%
52180 - Building Space Rental	$ 62,968	$ 64,227	$ 65,512	$ 67,367	$ 68,158	$ 57,838	$ 69,522	$ 69,522	83.19%
52190 - Equipment Rental	$ 9,112	$ 9,187	$ 9,112	$ 8,043	$ 8,542	$ -	$ 8,600	$ 8,600	0.00%
52230 - Repairs and Maint- Vehicles	$ 8,494	$ 13,326	$ 17,916	$ 17,033	$ 29,052	$ 15,588	$ 13,000	$ 13,000	119.91%
52240 - Repairs and Maint- Office Equip	$ 1,616	$ 1,927	$ 3,330	$ 2,677	$ 866	$ 191	$ 1,900	$ 1,900	10.04%
53000 - Liability Insurance	$ -	$ -	$ -	$ -	$ 751	$ 751	$ 6,000	$ 6,000	12.52%
53040 - General Advertising	$ 1,176	$ 9,353	$ 6,687	$ -	$ 66	$ 51	$ 1,500	$ 1,500	3.37%
53050 - Employment Advertising	$ -	$ 2,119	$ 12,024	$ 5,094	$ -	$ -	$ 1,000	$ 1,000	0.00%
53060 - General Printing	$ -	$ 10	$ -	$ -	$ -	$ -	$ 50	$ 50	0.00%
53100 - Conferences and Meetings	$ 6,302	$ 20,343	$ 33,259	$ 77,887	$ 92,457	$ 21,881	$ 29,000	$ 29,000	75.45%
53110 - Employee Training	$ 8,559	$ 6,787	$ 28,976	$ 32,877	$ 30,830	$ 12,940	$ 23,300	$ 23,300	55.54%
53120 - Employee Mileage Expense	$ 2,222	$ 674	$ 1,087	$ 1,148	$ 2,711	$ 1,212	$ 2,000	$ 2,000	60.61%
53130 - General Association Dues	$ 1,541	$ 4,653	$ 687	$ 4,396	$ 7,356	$ 6,814	$ 5,000	$ 5,000	136.27%
53170 - Employee Medical Expense	$ -	$ -	$ -	$ -	$ -	$ 66	$ -	$ -	0.00%
55000 - Miscellaneous Contractual Exp	$ 18,590	$ 10,092	$ 12,032	$ 16,534	$ 22,355	$ 10,084	$ 12,350	$ 12,350	81.66%
55050 - Grant Services	$ -	$ 62	$ -	$ -	$ -	$ -	$ -	$ -	0.00%
Personnel Services- Employee Benefits	**$ 1,762,777**	**$ 1,849,083**	**$ 1,946,810**	**$ 2,133,741**	**$ 2,260,581**	**$ -**	**$ 4,399,533**	**$ 4,399,533**	**0.00%**
45000 - Healthcare Contribution	$ 1,849,625	$ 1,791,314	$ 1,890,486	$ 2,078,858	$ 2,201,245	$ -	$ 2,485,781	$ 2,485,781	0.00%
45009 - Healthcare Subsidy	$ (142,205)	$ -	$ -	$ -	$ -	$ -	$ -	$ -	0.00%
45010 - Dental Contribution	$ 56,267	$ 57,769	$ 56,324	$ 54,882	$ 59,336	$ -	$ 60,801	$ 60,801	0.00%
45019 - Dental Subsidy	$ (910)	$ -	$ -	$ -	$ -	$ -	$ -	$ -	0.00%
45100 - FICA/SS Contribution	$ -	$ -	$ -	$ -	$ -	$ -	$ 935,785	$ 935,785	0.00%
45200 - IMRF Contribution	$ -	$ -	$ -	$ -	$ -	$ -	$ 705,395	$ 705,395	0.00%
53010 - Workers Compensation	$ -	$ -	$ -	$ -	$ -	$ -	$ 211,771	$ 211,771	0.00%
Personnel Services- Salaries & Wages	**$ 8,688,978**	**$ 9,450,226**	**$ 9,821,756**	**$ 10,621,185**	**$ 11,697,446**	**$ 8,723,953**	**$ 12,264,894**	**$ 12,235,362**	**71.13%**
40000 - Salaries and Wages	$ 9,340,817	$ 9,368,352	$ 9,696,426	$ 10,524,782	$ 11,624,476	$ 8,681,092	$ 12,181,356	$ 12,151,824	71.27%
40002 - Non-Union Wage Increase	$ -	$ -	$ -	$ -	$ -	$ -	$ -	$ -	0.00%
40003 - Cost of Living Increase	$ -	$ -	$ -	$ -	$ -	$ -	$ -	$ -	0.00%
40005 - New Position Budget Moved to Contingency	$ -	$ -	$ -	$ -	$ -	$ -	$ -	$ -	0.00%
40006 - Union Wage Increase	$ -	$ -	$ -	$ -	$ -	$ -	$ -	$ -	0.00%
40007 - Equity Study Adjustments	$ -	$ -	$ -	$ -	$ -	$ -	$ -	$ -	0.00%

Committee Revenue Budget Report - by Account Detail

Through September 30, 2025 (83.3% YTD, 84.62% Payroll Expense through Pay Period Ending 09/27/2025)

***2020, 2021, 2022, 2023 and 2024 Actual Fiscal Year**

Department / Fund / Account Classification	2020 Actual Amount*	2021 Actual Amount*	2022 Actual Amount*	2023 Actual Amount*	2024 Actual Amount*	2025 Actual Amount	2025 Amended Budget	2025 Adopted Budget	2025 YTD% Actual/Amended Budget
40009 - Salaries and Wages Subsidy	$ (701,899)	$ -	$ -	$ -	$ -	$ -	$ -	$ -	0.00%
40200 - Overtime Salaries	$ 61,136	$ 63,338	$ 106,794	$ 78,046	$ 54,471	$ 28,861	$ 65,000	$ 65,000	44.40%
40209 - Overtime Subsidy	$ (26,147)	$ -	$ -	$ -	$ -	$ -	$ -	$ -	0.00%
40315 - Kids First Stipend	$ 15,071	$ 18,536	$ 18,536	$ 18,357	$ 18,500	$ 14,000	$ 18,538	$ 18,538	75.52%
Services	**$ -**	**$ -**	**$ -**	**$ -**	**$ (2,260,581)**	**$ -**	**$ (4,399,533)**	**$ (4,399,533)**	**0.00%**
45005 - Healthcare Contribution Contra Account	$ -	$ -	$ -	$ -	$ (2,201,245)	$ -	$ (2,485,781)	$ (2,485,781)	0.00%
45015 - Dental Insurance Contra Account	$ -	$ -	$ -	$ -	$ (59,336)	$ -	$ (60,801)	$ (60,801)	0.00%
45105 - FICA/SS Contribution Contra Account	$ -	$ -	$ -	$ -	$ -	$ -	$ (935,785)	$ (935,785)	0.00%
45205 - IMRF Contribution Contra Account	$ -	$ -	$ -	$ -	$ -	$ -	$ (705,395)	$ (705,395)	0.00%
53015 - Worker's Comp Contra Account	$ -	$ -	$ -	$ -	$ -	$ -	$ (211,771)	$ (211,771)	0.00%
Transfers Out	**$ -**	**$ -**	**$ -**	**$ -**	**$ -**	**$ -**	**$ -**	**$ -**	**0.00%**
99200 - Transfer to Court Automation Fund 200	$ -	$ -	$ -	$ -	$ -	$ -	$ -	$ -	0.00%
99204 - Transfer to Circuit Clerk Electronic Citation Fund 204	$ -	$ -	$ -	$ -	$ -	$ -	$ -	$ -	0.00%
270 Probation Services									
Revenue	***$ 1,160,904***	***$ 1,040,045***	***$ 827,911***	***$ 793,545***	***$ 891,414***	***$ 572,568***	***$ 1,090,000***	***$ 1,090,000***	***52.53%***
Interest Revenue	**$ -**	**$ -**	**$ -**	**$ 40,408**	**$ 164,305**	**$ 78,136**	**$ 37,000**	**$ 37,000**	**211.18%**
38000 - Investment Income	$ -	$ -	$ -	$ 40,408	$ 164,305	$ 78,136	$ 37,000	$ 37,000	211.18%
Other	**$ -**	**$ -**	**$ -**	**$ -**	**$ -**	**$ -**	**$ 384,800**	**$ 384,800**	**0.00%**
39900 - Fund Balance Utilization	$ -	$ -	$ -	$ -	$ -	$ -	$ 384,800	$ 384,800	0.00%
Reimbursements	**$ 13,690**	**$ 10,635**	**$ 5,510**	**$ 3,746**	**$ 10,298**	**$ 12,994**	**$ 2,500**	**$ 2,500**	**519.78%**
37120 - Polygraph Testing Reimbursement	$ 4,690	$ 2,635	$ 1,510	$ 1,664	$ 2,350	$ 350	$ 1,500	$ 1,500	23.33%
37900 - Miscellaneous Reimbursement	$ 9,000	$ 8,000	$ 4,000	$ 2,082	$ 7,948	$ 12,644	$ 1,000	$ 1,000	1,264.44%
Charges for Services	**$ 1,147,214**	**$ 950,310**	**$ 822,401**	**$ 749,391**	**$ 716,810**	**$ 481,438**	**$ 665,700**	**$ 665,700**	**72.32%**
34540 - DNA Indexing Fees	$ 1,653	$ 1,289	$ 1,497	$ 1,133	$ 559	$ 12	$ 1,000	$ 1,000	1.20%
34550 - GPS Monitoring Fees	$ 5,838	$ 6,066	$ 926	$ 1,221	$ 99	$ -	$ 2,500	$ 2,500	0.00%
35060 - Risk Assessment Fees	$ 435	$ 238	$ 606	$ 50	$ 181	$ 4	$ 200	$ 200	1.81%
35200 - Protective Order Violation Fees	$ 2,506	$ 5,031	$ 1,961	$ 3,321	$ 2,226	$ 2,113	$ 2,000	$ 2,000	105.67%
35290 - Probation Fee Court Cost	$ 169,557	$ 175,564	$ 179,292	$ 189,151	$ 206,069	$ 152,112	$ 160,000	$ 160,000	95.07%
35900 - Miscellaneous Fees	$ 967,226	$ 762,122	$ 638,120	$ 554,515	$ 507,676	$ 327,197	$ 500,000	$ 500,000	65.44%
Transfers In	**$ -**	**$ 79,100**	**$ -**	**$ -**	**$ -**	**$ -**	**$ -**	**$ -**	**0.00%**
39000 - Transfer From Other Funds	$ -	$ 79,100	$ -	$ -	$ -	$ -	$ -	$ -	0.00%
Expenses	***$ 687,776***	***$ 1,056,382***	***$ 1,197,471***	***$ 1,246,412***	***$ 1,502,037***	***$ 773,368***	***$ 1,090,000***	***$ 1,090,000***	***70.95%***
Capital	**$ 13,705**	**$ 17,795**	**$ 28,404**	**$ -**	**$ -**	**$ -**	**$ -**	**$ -**	**0.00%**
70120 - Special Purpose Equipment	$ -	$ -	$ 28,404	$ -	$ -	$ -	$ -	$ -	0.00%
72010 - Building Improvements	$ 13,705	$ 17,795	$ -	$ -	$ -	$ -	$ -	$ -	0.00%
Commodities	**$ 2,460**	**$ 13,087**	**$ 20,616**	**$ 19,055**	**$ 22,697**	**$ 22,204**	**$ 11,000**	**$ 11,000**	**201.85%**
60000 - Office Supplies	$ -	$ -	$ -	$ -	$ -	$ -	$ -	$ -	0.00%
60010 - Operating Supplies	$ -	$ -	$ -	$ -	$ -	$ -	$ -	$ -	0.00%
60020 - Computer Related Supplies	$ -	$ 6,200	$ -	$ -	$ -	$ -	$ 1,000	$ 1,000	0.00%
60050 - Books and Subscriptions	$ -	$ -	$ -	$ -	$ -	$ -	$ -	$ -	0.00%
60060 - Computer Software- Non Capital	$ -	$ -	$ -	$ -	$ -	$ -	$ -	$ -	0.00%
60070 - Computer Hardware- Non Capital	$ -	$ -	$ -	$ -	$ -	$ -	$ -	$ -	0.00%
60210 - Uniform Supplies	$ -	$ -	$ -	$ -	$ -	$ -	$ -	$ -	0.00%
60220 - Weapons and Ammunition	$ -	$ -	$ -	$ -	$ -	$ -	$ -	$ -	0.00%
60250 - Medical Supplies and Drugs	$ -	$ -	$ -	$ -	$ -	$ -	$ -	$ -	0.00%
60520 - Incentives	$ 2,460	$ 5,070	$ 13,203	$ 14,157	$ 17,720	$ 16,250	$ 5,000	$ 5,000	325.00%

Committee Revenue Budget Report - by Account Detail

Through September 30, 2025 (83.3% YTD, 84.62% Payroll Expense through Pay Period Ending 09/27/2025)

***2020, 2021, 2022, 2023 and 2024 Actual Fiscal Year**

Department / Fund / Account Classification	2020 Actual Amount*	2021 Actual Amount*	2022 Actual Amount*	2023 Actual Amount*	2024 Actual Amount*	2025 Actual Amount	2025 Amended Budget	2025 Adopted Budget	2025 YTD% Actual/Amended Budget
60540 - Testing Materials	$ -	$ 1,817	$ 7,413	$ 4,898	$ 4,977	$ 5,954	$ 5,000	$ 5,000	119.08%
Contingency and Other	**$ -**	**$ -**	**$ -**	**$ -**	**$ -**	**$ -**	**$ -**	**$ -**	**0.00%**
89000 - Addition to Fund Balance	$ -	$ -	$ -	$ -	$ -	$ -	$ -	$ -	0.00%
Contractual Services	**$ 425,907**	**$ 598,593**	**$ 775,101**	**$ 854,008**	**$ 1,105,990**	**$ 751,164**	**$ 1,079,000**	**$ 1,079,000**	**69.62%**
50150 - Contractual/Consulting Services	$ 19,925	$ 83,596	$ 87,015	$ 265,653	$ 256,156	$ 162,392	$ 150,000	$ 150,000	108.26%
50160 - Legal Services	$ 10,125	$ 40,815	$ 10,463	$ -	$ -	$ -	$ -	$ -	0.00%
50190 - Court Appointed Counsel	$ -	$ -	$ -	$ -	$ -	$ -	$ -	$ -	0.00%
50200 - Psychological/Psychiatric Srvs	$ 305,202	$ 384,233	$ 530,742	$ 469,063	$ 352,152	$ 186,158	$ 440,000	$ 440,000	42.31%
50340 - Software Licensing Cost	$ 60,390	$ 69,865	$ 71,578	$ 75,905	$ 491,246	$ 400,028	$ 75,000	$ 75,000	533.37%
50410 - Polygraph Testing	$ 4,350	$ 900	$ 2,650	$ 2,400	$ 4,300	$ 350	$ 2,000	$ 2,000	17.50%
50420 - Juvenile Board and Care	$ -	$ -	$ -	$ -	$ -	$ -	$ 400,000	$ 400,000	0.00%
50480 - Security Services	$ 23,048	$ 13,585	$ 17,264	$ 5,225	$ -	$ -	$ -	$ -	0.00%
50500 - Lab Services	$ -	$ -	$ 366	$ 11	$ -	$ -	$ -	$ -	0.00%
50530 - Testing Services	$ -	$ -	$ -	$ -	$ 158	$ -	$ -	$ -	0.00%
53100 - Conferences and Meetings	$ -	$ 2,732	$ 4,686	$ 10,036	$ 1,978	$ 1,790	$ 5,000	$ 5,000	35.80%
53110 - Employee Training	$ -	$ -	$ 46,270	$ 25,715	$ -	$ 445	$ 4,000	$ 4,000	11.13%
53120 - Employee Mileage Expense	$ -	$ -	$ -	$ -	$ -	$ -	$ -	$ -	0.00%
53130 - General Association Dues	$ -	$ -	$ 1,200	$ -	$ -	$ -	$ 1,000	$ 1,000	0.00%
55000 - Miscellaneous Contractual Exp	$ 2,867	$ 2,867	$ 2,867	$ -	$ -	$ -	$ 2,000	$ 2,000	0.00%
Transfers Out	**$ 245,704**	**$ 426,906**	**$ 373,350**	**$ 373,350**	**$ 373,350**	**$ -**	**$ -**	**$ -**	**0.00%**
99000 - Transfer To Other Funds	$ 245,704	$ 426,906	$ -	$ -	$ -	$ -	$ -	$ -	0.00%
99273 - Transfer to Drug Court Special Resources Fund 273	$ -	$ -	$ 373,350	$ 373,350	$ 373,350	$ -	$ -	$ -	0.00%
271 Substance Abuse Screening									
Revenue	***$ 59,059***	***$ 30,822***	***$ 9,279***	***$ 38,131***	***$ 39,978***	***$ 26,713***	***$ 31,000***	***$ 31,000***	***86.17%***
Interest Revenue	**$ 7,913**	**$ (39)**	**$ (6,698)**	**$ 25,388**	**$ 30,603**	**$ 18,771**	**$ 21,000**	**$ 21,000**	**89.39%**
38000 - Investment Income	$ 7,913	$ (39)	$ (6,698)	$ 25,388	$ 30,603	$ 18,771	$ 21,000	$ 21,000	89.39%
Charges for Services	**$ 51,146**	**$ 18,558**	**$ 14,080**	**$ 12,743**	**$ 9,375**	**$ 7,942**	**$ 10,000**	**$ 10,000**	**79.42%**
34530 - Substance Abuse Screening Fees	$ 51,146	$ 18,558	$ 14,080	$ 12,743	$ 9,375	$ 7,942	$ 10,000	$ 10,000	79.42%
Transfers In	**$ -**	**$ 12,303**	**$ 1,897**	**$ -**	**$ -**	**$ -**	**$ -**	**$ -**	**0.00%**
39000 - Transfer From Other Funds	$ -	$ 12,303	$ 1,897	$ -	$ -	$ -	$ -	$ -	0.00%
Expenses	***$ 14,082***	***$ 12,880***	***$ 30,226***	***$ 45,818***	***$ 459***	***$ -***	***$ 31,000***	***$ 31,000***	***0.00%***
Commodities	**$ -**	**$ 376**	**$ 104**	**$ 863**	**$ 459**	**$ -**	**$ 5,000**	**$ 5,000**	**0.00%**
60250 - Medical Supplies and Drugs	$ -	$ 376	$ 104	$ 863	$ 459	$ -	$ 5,000	$ 5,000	0.00%
Contingency and Other	**$ -**	**$ -**	**$ -**	**$ -**	**$ -**	**$ -**	**$ 17,000**	**$ 17,000**	**0.00%**
89000 - Addition to Fund Balance	$ -	$ -	$ -	$ -	$ -	$ -	$ 17,000	$ 17,000	0.00%
Contractual Services	**$ 14,082**	**$ 12,504**	**$ 30,122**	**$ 44,955**	**$ -**	**$ -**	**$ 9,000**	**$ 9,000**	**0.00%**
50500 - Lab Services	$ 14,054	$ 12,466	$ 30,122	$ 44,955	$ -	$ -	$ 9,000	$ 9,000	0.00%
53040 - General Advertising	$ 28	$ 38	$ -	$ -	$ -	$ -	$ -	$ -	0.00%
273 Drug Court Special Resources									
Revenue	***$ 569,510***	***$ 684,993***	***$ 437,726***	***$ 696,561***	***$ 647,397***	***$ 119,085***	***$ 330,300***	***$ 330,300***	***36.05%***
Interest Revenue	**$ 5,169**	**$ 1,026**	**$ (14,530)**	**$ 57,111**	**$ 93,450**	**$ 57,851**	**$ 47,000**	**$ 47,000**	**123.09%**
38000 - Investment Income	$ 5,169	$ 1,026	$ (14,530)	$ 57,111	$ 93,450	$ 57,851	$ 47,000	$ 47,000	123.09%
Other	**$ -**	**$ -**	**$ -**	**$ -**	**$ -**	**$ -**	**$ 223,300**	**$ 223,300**	**0.00%**

Committee Revenue Budget Report - by Account Detail

Through September 30, 2025 (83.3% YTD, 84.62% Payroll Expense through Pay Period Ending 09/27/2025)

***2020, 2021, 2022, 2023 and 2024 Actual Fiscal Year**

Department / Fund / Account Classification	2020 Actual Amount*	2021 Actual Amount*	2022 Actual Amount*	2023 Actual Amount*	2024 Actual Amount*	2025 Actual Amount	2025 Amended Budget	2025 Adopted Budget	2025 YTD% Actual/Amended Budget
39900 - Fund Balance Utilization	$ -	$ -	$ -	$ -	$ -	$ -	$ 223,300	$ 223,300	0.00%
Charges for Services	**$ 67,673**	**$ 82,374**	**$ 73,696**	**$ 75,389**	**$ 82,647**	**$ 61,219**	**$ 60,000**	**$ 60,000**	**102.03%**
34820 - Drug Court Fees	$ 67,673	$ 82,374	$ 73,696	$ 75,389	$ 82,647	$ 61,219	$ 60,000	$ 60,000	102.03%
Transfers In	**$ 357,303**	**$ 434,806**	**$ 378,350**	**$ 373,350**	**$ 373,350**	**$ -**	**$ -**	**$ -**	**0.00%**
39000 - Transfer From Other Funds	$ 357,303	$ 434,806	$ 5,000	$ -	$ -	$ -	$ -	$ -	0.00%
39270 - Transfer from Probation Services Fund 270	$ -	$ -	$ 373,350	$ 373,350	$ 373,350	$ -	$ -	$ -	0.00%
Grants	**$ 138,420**	**$ 166,667**	**$ -**	**$ 190,710**	**$ 97,921**	**$ -**	**$ -**	**$ -**	**0.00%**
32115 - Bureau of Justice Assistance Grant	$ 138,420	$ 166,667	$ -	$ 190,710	$ 97,921	$ -	$ -	$ -	0.00%
Fines	**$ 945**	**$ 120**	**$ 210**	**$ -**	**$ 30**	**$ 15**	**$ -**	**$ -**	**0.00%**
36020 - Drug Fines	$ 945	$ 120	$ 210	$ -	$ 30	$ 15	$ -	$ -	0.00%
Expenses	***$ 167,445***	***$ 266,110***	***$ 289,300***	***$ 364,137***	***$ 263,120***	***$ 106,369***	***$ 330,300***	***$ 330,300***	***32.20%***
Commodities	**$ 9,908**	**$ 10,966**	**$ 9,408**	**$ 17,860**	**$ 20,952**	**$ 14,865**	**$ 16,550**	**$ 16,550**	**89.82%**
60000 - Office Supplies	$ 100	$ 752	$ 518	$ 53	$ 282	$ 736	$ 750	$ 750	98.17%
60010 - Operating Supplies	$ 598	$ 724	$ 604	$ 892	$ 912	$ 385	$ 750	$ 750	51.27%
60040 - Postage	$ -	$ -	$ -	$ 38	$ 10	$ -	$ 50	$ 50	0.00%
60050 - Books and Subscriptions	$ 1,763	$ 1,160	$ 184	$ 2,877	$ 2,931	$ 242	$ 1,500	$ 1,500	16.16%
60250 - Medical Supplies and Drugs	$ 506	$ 225	$ 865	$ 475	$ 782	$ 562	$ 500	$ 500	112.40%
60450 - Drug Court Graduation Supplies	$ 940	$ 1,731	$ 973	$ 1,525	$ 1,472	$ 215	$ 1,500	$ 1,500	14.32%
60530 - Sanction Incentives	$ 2,746	$ 4,168	$ 3,440	$ 8,173	$ 10,806	$ 8,176	$ 8,000	$ 8,000	102.19%
60550 - Peer Group Activities Supplies	$ 1,456	$ 910	$ 1,294	$ 3,073	$ 3,334	$ 4,311	$ 2,000	$ 2,000	215.57%
63040 - Fuel- Vehicles	$ 1,799	$ 1,297	$ 1,531	$ 555	$ 423	$ 238	$ 1,500	$ 1,500	15.86%
65000 - Miscellaneous Supplies	$ -	$ -	$ -	$ 201	$ -	$ -	$ -	$ -	0.00%
Contingency and Other	**$ -**	**$ -**	**$ -**	**$ -**	**$ -**	**$ -**	**$ -**	**$ -**	**0.00%**
89000 - Addition to Fund Balance	$ -	$ -	$ -	$ -	$ -	$ -	$ -	$ -	0.00%
Contractual Services	**$ 157,537**	**$ 255,144**	**$ 279,891**	**$ 346,277**	**$ 242,169**	**$ 91,504**	**$ 313,750**	**$ 313,750**	**29.16%**
50150 - Contractual/Consulting Services	$ 34,911	$ 33,146	$ 35,102	$ 38,565	$ 41,633	$ 22,460	$ 35,000	$ 35,000	64.17%
50200 - Psychological/Psychiatric Srvs	$ -	$ -	$ -	$ 2,768	$ 6,358	$ 4,815	$ 5,000	$ 5,000	96.30%
50340 - Software Licensing Cost	$ -	$ -	$ 141	$ 50	$ -	$ 50	$ -	$ -	0.00%
50500 - Lab Services	$ 18,208	$ 27,667	$ 66,166	$ 101,455	$ 61,656	$ 31,226	$ 65,000	$ 65,000	48.04%
50630 - Halfway House	$ 18,595	$ 12,643	$ 15,588	$ 22,035	$ 13,034	$ 2,415	$ 18,000	$ 18,000	13.41%
50640 - Residential Treatment	$ 67,804	$ 156,575	$ 150,284	$ 159,600	$ 107,417	$ 13,228	$ 180,000	$ 180,000	7.35%
52230 - Repairs and Maint- Vehicles	$ 2,707	$ 2,240	$ 1,189	$ 1,897	$ 2,055	$ 1,277	$ 2,000	$ 2,000	63.84%
52240 - Repairs and Maint- Office Equip	$ 124	$ 124	$ 124	$ 213	$ 124	$ -	$ -	$ -	0.00%
53040 - General Advertising	$ -	$ 32	$ -	$ -	$ -	$ 44	$ -	$ -	0.00%
53100 - Conferences and Meetings	$ 14,569	$ 21,187	$ 6,957	$ 8,791	$ 8,440	$ 15,514	$ 7,000	$ 7,000	221.62%
53110 - Employee Training	$ -	$ 1,311	$ 87	$ 6,716	$ 1,352	$ 476	$ 1,500	$ 1,500	31.75%
53120 - Employee Mileage Expense	$ 619	$ 78	$ 39	$ 39	$ 100	$ -	$ 100	$ 100	0.00%
53130 - General Association Dues	$ -	$ 140	$ -	$ 150	$ -	$ -	$ 150	$ 150	0.00%
55000 - Miscellaneous Contractual Exp	$ -	$ -	$ 4,213	$ 3,999	$ -	$ -	$ -	$ -	0.00%
Personnel Services- Employee Benefits	**$ -**	**$ -**	**$ -**	**$ -**	**$ -**	**$ -**	**$ -**	**$ -**	**0.00%**
45000 - Healthcare Contribution	$ -	$ -	$ -	$ -	$ -	$ -	$ -	$ -	0.00%
45010 - Dental Contribution	$ -	$ -	$ -	$ -	$ -	$ -	$ -	$ -	0.00%
45100 - FICA/SS Contribution	$ -	$ -	$ -	$ -	$ -	$ -	$ -	$ -	0.00%
45200 - IMRF Contribution	$ -	$ -	$ -	$ -	$ -	$ -	$ -	$ -	0.00%
Personnel Services- Salaries & Wages	**$ -**	**$ -**	**$ -**	**$ -**	**$ -**	**$ -**	**$ -**	**$ -**	**0.00%**
40000 - Salaries and Wages	$ -	$ -	$ -	$ -	$ -	$ -	$ -	$ -	0.00%
40200 - Overtime Salaries	$ -	$ -	$ -	$ -	$ -	$ -	$ -	$ -	0.00%

Committee Revenue Budget Report - by Account Detail

Through September 30, 2025 (83.3% YTD, 84.62% Payroll Expense through Pay Period Ending 09/27/2025)

***2020, 2021, 2022, 2023 and 2024 Actual Fiscal Year**

Department / Fund / Account Classification	2020 Actual Amount*	2021 Actual Amount*	2022 Actual Amount*	2023 Actual Amount*	2024 Actual Amount*	2025 Actual Amount	2025 Amended Budget	2025 Adopted Budget	2025 YTD% Actual/Amended Budget
275 Juvenile Drug Court									
Revenue	***$ 24,164***	***$ -***	***$ -***	***$ -***	***$ -***	***$ -***	***$ -***	***$ -***	***0.00%***
Interest Revenue	**$ 1,618**	**$ -**	**$ -**	**$ -**	**$ -**	**$ -**	**$ -**	**$ -**	**0.00%**
38000 - Investment Income	$ 1,618	$ -	$ -	$ -	$ -	$ -	$ -	$ -	0.00%
Other	**$ -**	**$ -**	**$ -**	**$ -**	**$ -**	**$ -**	**$ -**	**$ -**	**0.00%**
39900 - Fund Balance Utilization	$ -	$ -	$ -	$ -	$ -	$ -	$ -	$ -	0.00%
Charges for Services	**$ 22,546**	**$ -**	**$ -**	**$ -**	**$ -**	**$ -**	**$ -**	**$ -**	**0.00%**
34820 - Drug Court Fees	$ 22,546	$ -	$ -	$ -	$ -	$ -	$ -	$ -	0.00%
Transfers In	**$ -**	**$ -**	**$ -**	**$ -**	**$ -**	**$ -**	**$ -**	**$ -**	**0.00%**
39000 - Transfer From Other Funds	$ -	$ -	$ -	$ -	$ -	$ -	$ -	$ -	0.00%
Expenses	***$ 111,486***	***$ -***	***$ -***	***$ -***	***$ -***	***$ -***	***$ -***	***$ -***	***0.00%***
Contingency and Other	**$ -**	**$ -**	**$ -**	**$ -**	**$ -**	**$ -**	**$ -**	**$ -**	**0.00%**
89000 - Addition to Fund Balance	$ -	$ -	$ -	$ -	$ -	$ -	$ -	$ -	0.00%
Transfers Out	**$ 111,486**	**$ -**	**$ -**	**$ -**	**$ -**	**$ -**	**$ -**	**$ -**	**0.00%**
99000 - Transfer To Other Funds	$ 111,486	$ -	$ -	$ -	$ -	$ -	$ -	$ -	0.00%
276 Probation Victim Services									
Revenue	***$ 9,400***	***$ 13,119***	***$ 10,233***	***$ 13,392***	***$ 11,703***	***$ 7,649***	***$ 20,000***	***$ 20,000***	***38.24%***
Interest Revenue	**$ 177**	**$ (6)**	**$ (565)**	**$ 1,935**	**$ 3,138**	**$ 2,130**	**$ 2,000**	**$ 2,000**	**106.52%**
38000 - Investment Income	$ 177	$ (6)	$ (565)	$ 1,935	$ 3,138	$ 2,130	$ 2,000	$ 2,000	106.52%
Other	**$ -**	**$ -**	**$ -**	**$ -**	**$ -**	**$ -**	**$ 10,500**	**$ 10,500**	**0.00%**
39900 - Fund Balance Utilization	$ -	$ -	$ -	$ -	$ -	$ -	$ 10,500	$ 10,500	0.00%
Charges for Services	**$ 9,222**	**$ 13,125**	**$ 10,798**	**$ 9,257**	**$ 8,565**	**$ 5,518**	**$ 7,500**	**$ 7,500**	**73.58%**
35180 - Probation Victim Services Fees	$ 9,222	$ 13,125	$ 10,798	$ 9,257	$ 8,565	$ 5,518	$ 7,500	$ 7,500	73.58%
Transfers In	**$ -**	**$ -**	**$ -**	**$ 2,200**	**$ -**	**$ -**	**$ -**	**$ -**	**0.00%**
39000 - Transfer From Other Funds	$ -	$ -	$ -	$ 2,200	$ -	$ -	$ -	$ -	0.00%
Expenses	***$ 12,000***	***$ -***	***$ -***	***$ -***	***$ -***	***$ -***	***$ 20,000***	***$ 20,000***	***0.00%***
Contingency and Other	**$ -**	**$ -**	**$ -**	**$ -**	**$ -**	**$ -**	**$ -**	**$ -**	**0.00%**
89000 - Addition to Fund Balance	$ -	$ -	$ -	$ -	$ -	$ -	$ -	$ -	0.00%
Contractual Services	**$ 12,000**	**$ -**	**$ -**	**$ -**	**$ -**	**$ -**	**$ 20,000**	**$ 20,000**	**0.00%**
50590 - Professional Services	$ 12,000	$ -	$ -	$ -	$ -	$ -	$ 20,000	$ 20,000	0.00%
277 Victim Impact Panel									
Revenue	***$ 8,865***	***$ (9)***	***$ (45)***	***$ 8,148***	***$ 551***	***$ 269***	***$ -***	***$ -***	***0.00%***
Interest Revenue	**$ 25**	**$ (9)**	**$ (45)**	**$ 548**	**$ 551**	**$ 269**	**$ -**	**$ -**	**0.00%**
38000 - Investment Income	$ 25	$ (9)	$ (45)	$ 548	$ 551	$ 269	$ -	$ -	0.00%
Charges for Services	**$ 8,840**	**$ -**	**$ -**	**$ -**	**$ -**	**$ -**	**$ -**	**$ -**	**0.00%**
35365 - Victim Impact Panel Fees	$ 8,840	$ -	$ -	$ -	$ -	$ -	$ -	$ -	0.00%
Transfers In	**$ -**	**$ -**	**$ -**	**$ 7,600**	**$ -**	**$ -**	**$ -**	**$ -**	**0.00%**
39000 - Transfer From Other Funds	$ -	$ -	$ -	$ 7,600	$ -	$ -	$ -	$ -	0.00%
Expenses	***$ -***	***$ -***	***$ -***	***$ -***	***$ 2,620***	***$ -***	***$ -***	***$ -***	***0.00%***

Committee Revenue Budget Report - by Account Detail

Through September 30, 2025 (83.3% YTD, 84.62% Payroll Expense through Pay Period Ending 09/27/2025)

***2020, 2021, 2022, 2023 and 2024 Actual Fiscal Year**

Department / Fund / Account Classification	2020 Actual Amount*	2021 Actual Amount*	2022 Actual Amount*	2023 Actual Amount*	2024 Actual Amount*	2025 Actual Amount	2025 Amended Budget	2025 Adopted Budget	2025 YTD% Actual/Amended Budget
Commodities	**$ -**	**$ -**	**$ -**	**$ -**	**$ -**	**$ -**	**$ -**	**$ -**	**0.00%**
60000 - Office Supplies	$ -	$ -	$ -	$ -	$ -	$ -	$ -	$ -	0.00%
60010 - Operating Supplies	$ -	$ -	$ -	$ -	$ -	$ -	$ -	$ -	0.00%
Contingency and Other	**$ -**	**$ -**	**$ -**	**$ -**	**$ -**	**$ -**	**$ -**	**$ -**	**0.00%**
89000 - Addition to Fund Balance	$ -	$ -	$ -	$ -	$ -	$ -	$ -	$ -	0.00%
Contractual Services	**$ -**	**$ -**	**$ -**	**$ -**	**$ 2,620**	**$ -**	**$ -**	**$ -**	**0.00%**
50150 - Contractual/Consulting Services	$ -	$ -	$ -	$ -	$ 2,620	$ -	$ -	$ -	0.00%
278 Juvenile Justice Donation Fund									
Revenue	***$ 324***	***$ 689***	***$ 748***	***$ 1,291***	***$ 5,379***	***$ 6,318***	***$ 400***	***$ 400***	***1,579.59%***
Interest Revenue	**$ 76**	**$ (2)**	**$ (77)**	**$ 262**	**$ 1,228**	**$ 423**	**$ 125**	**$ 125**	**338.68%**
38000 - Investment Income	$ 76	$ (2)	$ (77)	$ 262	$ 1,228	$ 423	$ 125	$ 125	338.68%
Other	**$ 248**	**$ 691**	**$ 825**	**$ 1,029**	**$ 4,151**	**$ 5,895**	**$ 275**	**$ 275**	**2,143.64%**
38520 - General Donations	$ 248	$ 691	$ 825	$ 1,029	$ 4,151	$ 5,895	$ -	$ -	0.00%
38900 - Miscellaneous Other	$ -	$ -	$ -	$ -	$ -	$ -	$ 275	$ 275	0.00%
Expenses	***$ 1,616***	***$ 23***	***$ 262***	***$ 216***	***$ 325***	***$ 72***	***$ 400***	***$ 400***	***17.91%***
Commodities	**$ 1,616**	**$ 23**	**$ 262**	**$ 216**	**$ 325**	**$ 72**	**$ 400**	**$ 400**	**17.91%**
60050 - Books and Subscriptions	$ -	$ -	$ -	$ 216	$ 325	$ -	$ 300	$ 300	0.00%
65000 - Miscellaneous Supplies	$ 1,616	$ 23	$ 262	$ -	$ -	$ 72	$ 100	$ 100	71.63%
279 DUI Court									
Revenue	***$ -***	***$ -***	***$ -***	***$ -***	***$ 98,205***	***$ 92,798***	***$ -***	***$ -***	***0.00%***
Interest Revenue	**$ -**	**$ -**	**$ -**	**$ -**	**$ 10**	**$ 1,716**	**$ -**	**$ -**	**0.00%**
38000 - Investment Income	$ -	$ -	$ -	$ -	$ 10	$ 1,716	$ -	$ -	0.00%
Grants	**$ -**	**$ -**	**$ -**	**$ -**	**$ 98,195**	**$ 91,082**	**$ -**	**$ -**	**0.00%**
32724 - DUI Court IDOT Grant	$ -	$ -	$ -	$ -	$ 98,195	$ 91,082	$ -	$ -	0.00%
Expenses	***$ -***	***$ -***	***$ -***	***$ -***	***$ 16,685***	***$ 111,895***	***$ -***	***$ -***	***0.00%***
Commodities	**$ -**	**$ -**	**$ -**	**$ -**	**$ -**	**$ 2,187**	**$ -**	**$ -**	**0.00%**
60000 - Office Supplies	$ -	$ -	$ -	$ -	$ -	$ -	$ -	$ -	0.00%
60010 - Operating Supplies	$ -	$ -	$ -	$ -	$ -	$ -	$ -	$ -	0.00%
60050 - Books and Subscriptions	$ -	$ -	$ -	$ -	$ -	$ -	$ -	$ -	0.00%
60520 - Incentives	$ -	$ -	$ -	$ -	$ -	$ 2,187	$ -	$ -	0.00%
Contingency and Other	**$ -**	**$ -**	**$ -**	**$ -**	**$ -**	**$ -**	**$ -**	**$ -**	**0.00%**
89000 - Addition to Fund Balance	$ -	$ -	$ -	$ -	$ -	$ -	$ -	$ -	0.00%
Contractual Services	**$ -**	**$ -**	**$ -**	**$ -**	**$ 11,500**	**$ 109,707**	**$ -**	**$ -**	**0.00%**
50200 - Psychological/Psychiatric Srvs	$ -	$ -	$ -	$ -	$ 11,500	$ 61,127	$ -	$ -	0.00%
50500 - Lab Services	$ -	$ -	$ -	$ -	$ -	$ 30,943	$ -	$ -	0.00%
53100 - Conferences and Meetings	$ -	$ -	$ -	$ -	$ -	$ 17,581	$ -	$ -	0.00%
53110 - Employee Training	$ -	$ -	$ -	$ -	$ -	$ -	$ -	$ -	0.00%
53120 - Employee Mileage Expense	$ -	$ -	$ -	$ -	$ -	$ 56	$ -	$ -	0.00%
53130 - General Association Dues	$ -	$ -	$ -	$ -	$ -	$ -	$ -	$ -	0.00%
Transfers Out	**$ -**	**$ -**	**$ -**	**$ -**	**$ 5,185**	**$ -**	**$ -**	**$ -**	**0.00%**
99001 - Transfer to General Fund 001	$ -	$ -	$ -	$ -	$ 5,185	$ -	$ -	$ -	0.00%

Committee Revenue Budget Report - by Account Detail

Through September 30, 2025 (83.3% YTD, 84.62% Payroll Expense through Pay Period Ending 09/27/2025)

***2020, 2021, 2022, 2023 and 2024 Actual Fiscal Year**

Department / Fund / Account Classification	2020 Actual Amount*	2021 Actual Amount*	2022 Actual Amount*	2023 Actual Amount*	2024 Actual Amount*	2025 Actual Amount	2025 Amended Budget	2025 Adopted Budget	2025 YTD% Actual/Amended Budget
759 Court Srvcs Employee Education									
Revenue	***$ -***	***$ 0***	***$ 2***	***$ 4***	***$ 3***	***$ -***	***$ 100***	***$ 100***	***0.00%***
Interest Revenue	**$ -**	**$ 0**	**$ 2**	**$ 4**	**$ 3**	**$ -**	**$ 100**	**$ 100**	**0.00%**
38000 - Investment Income	$ -	$ 0	$ 2	$ 4	$ 3	$ -	$ 100	$ 100	0.00%
Expenses	***$ -***	***$ -***	***$ -***	***$ 145***	***$ 166***	***$ -***	***$ 100***	***$ 100***	***0.00%***
Contingency and Other	**$ -**	**$ -**	**$ -**	**$ -**	**$ -**	**$ -**	**$ 100**	**$ 100**	**0.00%**
89000 - Addition to Fund Balance	$ -	$ -	$ -	$ -	$ -	$ -	$ 100	$ 100	0.00%
Contractual Services	**$ -**	**$ -**	**$ -**	**$ 145**	**$ 166**	**$ -**	**$ -**	**$ -**	**0.00%**
50165 - Court Services Distributions	$ -	$ -	$ -	$ 145	$ 166	$ -	$ -	$ -	0.00%
490 Coroner									
001 General Fund									
Expenses	***$ 1,376,902***	***$ 1,422,973***	***$ 1,580,012***	***$ 1,622,566***	***$ 1,511,284***	***$ 1,131,130***	***$ 1,695,620***	***$ 1,668,920***	***66.71%***
Commodities	**$ 4,546**	**$ 12,241**	**$ 9,600**	**$ 11,202**	**$ 10,117**	**$ 7,060**	**$ 15,500**	**$ 15,500**	**45.55%**
60010 - Operating Supplies	$ -	$ -	$ -	$ -	$ -	$ 287	$ -	$ -	0.00%
60050 - Books and Subscriptions	$ 385	$ 299	$ 436	$ 540	$ 629	$ 415	$ 500	$ 500	83.00%
60265 - Public Health Commodities - Coronavirus	$ -	$ -	$ -	$ -	$ -	$ -	$ -	$ -	0.00%
63040 - Fuel- Vehicles	$ 4,161	$ 11,942	$ 9,165	$ 10,662	$ 9,488	$ 6,359	$ 15,000	$ 15,000	42.39%
Contractual Services	**$ 575,324**	**$ 537,341**	**$ 607,312**	**$ 585,162**	**$ 589,394**	**$ 417,829**	**$ 611,700**	**$ 611,700**	**68.31%**
50150 - Contractual/Consulting Services	$ 126	$ 408	$ 1,218	$ -	$ (30,000)	$ -	$ -	$ -	0.00%
50235 - Public Health Services - Coronavirus	$ -	$ -	$ -	$ -	$ -	$ -	$ -	$ -	0.00%
50430 - Autopsies/Consulting	$ 455,700	$ 416,650	$ 458,782	$ 470,500	$ 460,650	$ 275,950	$ 460,500	$ 460,500	59.92%
50440 - Forensic Expense	$ -	$ 1,327	$ 5,445	$ 726	$ 1,434	$ 2,968	$ 5,000	$ 5,000	59.35%
50450 - Toxicology Expense	$ 102,672	$ 104,109	$ 121,444	$ 100,871	$ 134,896	$ 119,530	$ 122,000	$ 122,000	97.98%
50470 - X-Rays	$ 1,327	$ -	$ -	$ -	$ -	$ -	$ -	$ -	0.00%
52230 - Repairs and Maint- Vehicles	$ 6,260	$ 4,379	$ 5,177	$ 2,114	$ 5,592	$ 5,362	$ 7,500	$ 7,500	71.49%
53100 - Conferences and Meetings	$ 801	$ 372	$ 956	$ 1,845	$ 3,355	$ 300	$ 3,000	$ 3,000	10.00%
53120 - Employee Mileage Expense	$ 346	$ -	$ 130	$ -	$ -	$ -	$ -	$ -	0.00%
53130 - General Association Dues	$ 2,070	$ 170	$ 3,027	$ 690	$ 2,615	$ 2,300	$ 3,200	$ 3,200	71.88%
55000 - Miscellaneous Contractual Exp	$ 6,021	$ 9,925	$ 11,135	$ 8,416	$ 10,852	$ 11,420	$ 10,500	$ 10,500	108.76%
Personnel Services- Employee Benefits	**$ 159,863**	**$ 157,936**	**$ 181,642**	**$ 197,416**	**$ 206,564**	**$ -**	**$ 368,949**	**$ 368,949**	**0.00%**
45000 - Healthcare Contribution	$ 156,104	$ 152,791	$ 176,582	$ 192,312	$ 201,990	$ -	$ 221,860	$ 221,860	0.00%
45009 - Healthcare Subsidy	$ (386)	$ -	$ -	$ -	$ -	$ -	$ -	$ -	0.00%
45010 - Dental Contribution	$ 4,153	$ 5,145	$ 5,060	$ 5,104	$ 4,574	$ -	$ 4,280	$ 4,280	0.00%
45019 - Dental Subsidy	$ (8)	$ -	$ -	$ -	$ -	$ -	$ -	$ -	0.00%
45100 - FICA/SS Contribution	$ -	$ -	$ -	$ -	$ -	$ -	$ 79,717	$ 79,717	0.00%
45200 - IMRF Contribution	$ -	$ -	$ -	$ -	$ -	$ -	$ 45,054	$ 45,054	0.00%
53010 - Workers Compensation	$ -	$ -	$ -	$ -	$ -	$ -	$ 18,038	$ 18,038	0.00%
Personnel Services- Salaries & Wages	**$ 637,169**	**$ 715,456**	**$ 781,458**	**$ 828,786**	**$ 911,772**	**$ 706,241**	**$ 1,068,420**	**$ 1,041,720**	**66.10%**
40000 - Salaries and Wages	$ 562,409	$ 625,112	$ 680,517	$ 726,052	$ 791,789	$ 615,864	$ 959,437	$ 932,737	64.19%
40002 - Non-Union Wage Increase	$ -	$ -	$ -	$ -	$ -	$ -	$ -	$ -	0.00%
40003 - Cost of Living Increase	$ -	$ -	$ -	$ -	$ -	$ -	$ -	$ -	0.00%
40005 - New Position Budget Moved to Contingency	$ -	$ -	$ -	$ -	$ -	$ -	$ -	$ -	0.00%
40007 - Equity Study Adjustments	$ -	$ -	$ -	$ -	$ -	$ -	$ -	$ -	0.00%
40009 - Salaries and Wages Subsidy	$ (10,848)	$ -	$ -	$ -	$ -	$ -	$ -	$ -	0.00%
40200 - Overtime Salaries	$ 86,582	$ 90,344	$ 100,941	$ 102,734	$ 119,983	$ 90,377	$ 108,983	$ 108,983	82.93%

Committee Revenue Budget Report - by Account Detail

Through September 30, 2025 (83.3% YTD, 84.62% Payroll Expense through Pay Period Ending 09/27/2025)

***2020, 2021, 2022, 2023 and 2024 Actual Fiscal Year**

Department / Fund / Account Classification	2020 Actual Amount*	2021 Actual Amount*	2022 Actual Amount*	2023 Actual Amount*	2024 Actual Amount*	2025 Actual Amount	2025 Amended Budget	2025 Adopted Budget	2025 YTD% Actual/Amended Budget
40209 - Overtime Subsidy	$ (974)	$ -	$ -	$ -	$ -	$ -	$ -	$ -	0.00%
Services	**$ -**	**$ -**	**$ -**	**$ -**	**$ (206,564)**	**$ -**	**$ (368,949)**	**$ (368,949)**	**0.00%**
45005 - Healthcare Contribution Contra Account	$ -	$ -	$ -	$ -	$ (201,990)	$ -	$ (221,860)	$ (221,860)	0.00%
45015 - Dental Insurance Contra Account	$ -	$ -	$ -	$ -	$ (4,574)	$ -	$ (4,280)	$ (4,280)	0.00%
45105 - FICA/SS Contribution Contra Account	$ -	$ -	$ -	$ -	$ -	$ -	$ (79,717)	$ (79,717)	0.00%
45205 - IMRF Contribution Contra Account	$ -	$ -	$ -	$ -	$ -	$ -	$ (45,054)	$ (45,054)	0.00%
53015 - Worker's Comp Contra Account	$ -	$ -	$ -	$ -	$ -	$ -	$ (18,038)	$ (18,038)	0.00%
020 The Stipend Fund									
Revenue	***$ -***	***$ -***	***$ -***	***$ -***	***$ 6,500***	***$ 6,500***	***$ 6,500***	***$ 6,500***	***100.00%***
Reimbursements	**$ -**	**$ -**	**$ -**	**$ -**	**$ 6,500**	**$ 6,500**	**$ 6,500**	**$ 6,500**	**100.00%**
37115 - State Stipend Certain EO and DH	$ -	$ -	$ -	$ -	$ 6,500	$ 6,500	$ 6,500	$ 6,500	100.00%
Expenses	***$ -***	***$ -***	***$ -***	***$ -***	***$ 6,500***	***$ 6,500***	***$ -***	***$ -***	***0.00%***
Personnel Services- Employee Benefits	**$ -**	**$ -**	**$ -**	**$ -**	**$ -**	**$ -**	**$ -**	**$ -**	**0.00%**
45100 - FICA/SS Contribution	$ -	$ -	$ -	$ -	$ -	$ -	$ -	$ -	0.00%
Personnel Services- Salaries & Wages	**$ -**	**$ -**	**$ -**	**$ -**	**$ 6,500**	**$ 6,500**	**$ -**	**$ -**	**0.00%**
40000 - Salaries and Wages	$ -	$ -	$ -	$ -	$ 6,500	$ 6,500	$ -	$ -	0.00%
289 Coroner Administration									
Revenue	***$ 159,930***	***$ 134,955***	***$ 187,255***	***$ 220,142***	***$ 363,333***	***$ 241,323***	***$ 382,660***	***$ 301,500***	***63.06%***
Interest Revenue	**$ 2,927**	**$ (9)**	**$ (3,858)**	**$ 13,816**	**$ 23,243**	**$ 19,052**	**$ 11,000**	**$ 11,000**	**173.20%**
38000 - Investment Income	$ 2,927	$ (9)	$ (3,858)	$ 13,816	$ 23,243	$ 19,052	$ 11,000	$ 11,000	173.20%
Other	**$ -**	**$ -**	**$ -**	**$ -**	**$ -**	**$ -**	**$ 13,000**	**$ 13,000**	**0.00%**
39900 - Fund Balance Utilization	$ -	$ -	$ -	$ -	$ -	$ -	$ 13,000	$ 13,000	0.00%
Reimbursements	**$ -**	**$ -**	**$ -**	**$ -**	**$ -**	**$ -**	**$ -**	**$ -**	**0.00%**
37620 - Direct Cremation Reimbursement	$ -	$ -	$ -	$ -	$ -	$ -	$ -	$ -	0.00%
37900 - Miscellaneous Reimbursement	$ -	$ -	$ -	$ -	$ -	$ -	$ -	$ -	0.00%
Charges for Services	**$ 152,667**	**$ 131,042**	**$ 176,782**	**$ 202,961**	**$ 284,405**	**$ 217,885**	**$ 270,000**	**$ 270,000**	**80.70%**
34560 - County Coroner Fees	$ 141,282	$ 121,517	$ 162,357	$ 192,086	$ 274,455	$ 209,635	$ 260,000	$ 260,000	80.63%
34570 - Body Bag Fees	$ 11,385	$ 9,525	$ 14,425	$ 10,875	$ 9,950	$ 8,250	$ 10,000	$ 10,000	82.50%
Grants	**$ 4,336**	**$ 3,922**	**$ 14,331**	**$ 3,365**	**$ 55,684**	**$ 4,386**	**$ 88,660**	**$ 7,500**	**4.95%**
32367 - Department of Justice Morgue Tech Grant	$ -	$ -	$ -	$ -	$ 20,290	$ -	$ 81,160	$ -	0.00%
33551 - Health Department Opiate Grant	$ -	$ -	$ -	$ -	$ 30,000	$ -	$ -	$ -	0.00%
33705 - Death Certificate Surcharge Grant	$ 4,336	$ 3,922	$ 14,331	$ 3,365	$ 5,394	$ 4,386	$ 7,500	$ 7,500	58.48%
Expenses	***$ 93,172***	***$ 114,774***	***$ 133,328***	***$ 84,225***	***$ 180,833***	***$ 58,803***	***$ 382,660***	***$ 301,500***	***15.37%***
Capital	**$ 9,476**	**$ 14,598**	**$ 48,375**	**$ -**	**$ 65,583**	**$ -**	**$ 95,000**	**$ 95,000**	**0.00%**
70070 - Automotive Equipment	$ -	$ -	$ 48,375	$ -	$ 65,583	$ -	$ 95,000	$ 95,000	0.00%
70120 - Special Purpose Equipment	$ 9,476	$ 14,598	$ -	$ -	$ -	$ -	$ -	$ -	0.00%
Commodities	**$ 49,431**	**$ 67,910**	**$ 53,869**	**$ 54,137**	**$ 88,002**	**$ 29,528**	**$ 133,500**	**$ 133,500**	**22.12%**
60000 - Office Supplies	$ 1,752	$ 3,794	$ 3,048	$ 2,341	$ 1,970	$ 2,886	$ 3,500	$ 3,500	82.46%
60010 - Operating Supplies	$ 42,402	$ 44,984	$ 39,785	$ 50,670	$ 78,624	$ 17,607	$ 86,000	$ 86,000	20.47%
60025 - Lab Supplies	$ -	$ -	$ -	$ -	$ -	$ -	$ 24,000	$ 24,000	0.00%
60050 - Books and Subscriptions	$ -	$ -	$ 432	$ -	$ -	$ -	$ -	$ -	0.00%
60210 - Uniform Supplies	$ 3,115	$ 3,740	$ 3,815	$ 1,126	$ 2,889	$ 1,122	$ 8,000	$ 8,000	14.03%
60280 - Body Bags	$ 1,361	$ 2,604	$ 6,790	$ -	$ 4,519	$ 7,912	$ 12,000	$ 12,000	65.94%

Committee Revenue Budget Report - by Account Detail

Through September 30, 2025 (83.3% YTD, 84.62% Payroll Expense through Pay Period Ending 09/27/2025)

***2020, 2021, 2022, 2023 and 2024 Actual Fiscal Year**

Department / Fund / Account Classification	2020 Actual Amount*	2021 Actual Amount*	2022 Actual Amount*	2023 Actual Amount*	2024 Actual Amount*	2025 Actual Amount	2025 Amended Budget	2025 Adopted Budget	2025 YTD% Actual/Amended Budget
60290 - Photography Supplies	$ 800	$ -	$ -	$ -	$ -	$ -	$ -	$ -	0.00%
65015 - Miscellaneous Operating Commodity Expenses	$ -	$ 12,787	$ -	$ -	$ -	$ -	$ -	$ -	0.00%
Contractual Services	**$ 34,266**	**$ 32,266**	**$ 31,084**	**$ 30,088**	**$ 27,247**	**$ 29,274**	**$ 73,000**	**$ 73,000**	**40.10%**
50385 - Direct Cremation	$ 5,040	$ 6,082	$ 3,549	$ 2,600	$ 2,857	$ 4,400	$ 7,500	$ 7,500	58.67%
53100 - Conferences and Meetings	$ 2,153	$ 3,666	$ 2,801	$ 2,077	$ 4,972	$ -	$ 8,000	$ 8,000	0.00%
53110 - Employee Training	$ 3,771	$ 4,267	$ 1,694	$ 8,191	$ 3,699	$ 2,486	$ 10,000	$ 10,000	24.86%
53120 - Employee Mileage Expense	$ -	$ -	$ -	$ -	$ -	$ -	$ -	$ -	0.00%
53130 - General Association Dues	$ 549	$ 2,888	$ 7,712	$ 1,285	$ 1,030	$ -	$ 7,500	$ 7,500	0.00%
55000 - Miscellaneous Contractual Exp	$ 22,752	$ 15,363	$ 15,327	$ 15,935	$ 14,690	$ 22,389	$ 40,000	$ 40,000	55.97%
Personnel Services- Salaries & Wages	**$ -**	**$ -**	**$ -**	**$ -**	**$ -**	**$ -**	**$ 81,160**	**$ -**	**0.00%**
40000 - Salaries and Wages	$ -	$ -	$ -	$ -	$ -	$ -	$ 81,160	$ -	0.00%
701 Elder Fatality Review Team									
Revenue	***$ -***	***$ (5)***	***$ (57)***	***$ 185***	***$ 232***	***$ 141***	***$ 134***	***$ 134***	***105.13%***
Interest Revenue	**$ -**	**$ (5)**	**$ (57)**	**$ 185**	**$ 232**	**$ 141**	**$ 134**	**$ 134**	**105.13%**
38000 - Investment Income	$ -	$ (5)	$ (57)	$ 185	$ 232	$ 141	$ 134	$ 134	105.13%
Expenses	***$ -***	***$ -***	***$ -***	***$ -***	***$ -***	***$ -***	***$ 134***	***$ 134***	***0.00%***
Contingency and Other	**$ -**	**$ -**	**$ -**	**$ -**	**$ -**	**$ -**	**$ 134**	**$ 134**	**0.00%**
89000 - Addition to Fund Balance	$ -	$ -	$ -	$ -	$ -	$ -	$ 134	$ 134	0.00%
500 Animal Control									
290 Animal Control									
Revenue	***$ 844,999***	***$ 1,004,902***	***$ 1,023,740***	***$ 1,144,773***	***$ 1,364,663***	***$ 1,041,192***	***$ 1,341,907***	***$ 1,316,828***	***77.59%***
Interest Revenue	**$ 10,851**	**$ (230)**	**$ (12,494)**	**$ 45,236**	**$ 58,612**	**$ 36,228**	**$ 37,000**	**$ 37,000**	**97.91%**
38000 - Investment Income	$ 10,851	$ (230)	$ (12,494)	$ 45,236	$ 58,612	$ 36,228	$ 37,000	$ 37,000	97.91%
38030 - Investment Income- Other Depts	$ -	$ -	$ -	$ -	$ -	$ -	$ -	$ -	0.00%
Other	**$ 2,913**	**$ 2,467**	**$ 3,032**	**$ 2,906**	**$ 1,739**	**$ 4,569**	**$ 43,031**	**$ 17,952**	**10.62%**
38520 - General Donations	$ 2,505	$ 2,007	$ 2,306	$ 2,364	$ 1,317	$ 3,669	$ 10,720	$ 720	34.23%
38900 - Miscellaneous Other	$ 408	$ 460	$ 726	$ 543	$ 422	$ 900	$ 600	$ 600	150.00%
39900 - Fund Balance Utilization	$ -	$ -	$ -	$ -	$ -	$ -	$ 31,711	$ 16,632	0.00%
Reimbursements	**$ 14,179**	**$ 36,609**	**$ 100**	**$ 18,574**	**$ 18,712**	**$ 5**	**$ 11,322**	**$ 11,322**	**0.05%**
37220 - Capital Assessment Reimbursement	$ -	$ -	$ 100	$ -	$ -	$ -	$ -	$ -	0.00%
37230 - Service Reimbursements	$ 14,179	$ 10,126	$ -	$ 220	$ -	$ 5	$ 11,322	$ 11,322	0.05%
37900 - Miscellaneous Reimbursement	$ -	$ 26,484	$ -	$ 18,354	$ 18,712	$ -	$ -	$ -	0.00%
Charges for Services	**$ 815,720**	**$ 917,722**	**$ 1,033,102**	**$ 1,078,056**	**$ 1,285,601**	**$ 1,000,390**	**$ 1,248,554**	**$ 1,248,554**	**80.12%**
34580 - Registration and Tag Fees	$ 808,550	$ 894,856	$ 1,013,882	$ 1,053,938	$ 1,248,761	$ 967,345	$ 1,234,454	$ 1,234,454	78.36%
34590 - Animal Transportation Fees	$ -	$ 13,266	$ -	$ -	$ -	$ -	$ 2,000	$ 2,000	0.00%
34600 - Animal Pickup Fees	$ 2,870	$ 4,385	$ 7,750	$ 7,077	$ 1,470	$ -	$ 6,000	$ 6,000	0.00%
34610 - Impound Fees	$ 145	$ 2,010	$ 1,250	$ 6,753	$ 13,060	$ 22,254	$ 1,500	$ 1,500	1,483.60%
34620 - Adoption Fees	$ 3,990	$ 2,350	$ 8,930	$ 9,054	$ 19,706	$ 9,620	$ 4,000	$ 4,000	240.50%
34630 - Microchip Fees	$ 165	$ 855	$ 1,290	$ 1,235	$ 2,605	$ 1,171	$ 600	$ 600	195.17%
Transfers In	**$ -**	**$ 46,700**	**$ -**	**$ -**	**$ -**	**$ -**	**$ -**	**$ -**	**0.00%**
39000 - Transfer From Other Funds	$ -	$ 46,700	$ -	$ -	$ -	$ -	$ -	$ -	0.00%
Fines	**$ 1,336**	**$ 1,634**	**$ -**	**$ -**	**$ -**	**$ -**	**$ 2,000**	**$ 2,000**	**0.00%**

Committee Revenue Budget Report - by Account Detail

Through September 30, 2025 (83.3% YTD, 84.62% Payroll Expense through Pay Period Ending 09/27/2025)

***2020, 2021, 2022, 2023 and 2024 Actual Fiscal Year**

Department / Fund / Account Classification	2020 Actual Amount*	2021 Actual Amount*	2022 Actual Amount*	2023 Actual Amount*	2024 Actual Amount*	2025 Actual Amount	2025 Amended Budget	2025 Adopted Budget	2025 YTD% Actual/Amended Budget
36100 - Court Fines	$ 1,336	$ 1,634	$ -	$ -	$ -	$ -	$ 2,000	$ 2,000	0.00%
Expenses	***$ 739,611***	***$ 921,935***	***$ 974,490***	***$ 1,074,989***	***$ 1,282,921***	***$ 936,808***	***$ 1,341,907***	***$ 1,316,828***	***69.81%***
Capital	**$ -**	**$ 465**	**$ -**	**$ 9,600**	**$ 50,000**	**$ 27,856**	**$ -**	**$ -**	**0.00%**
70030 - Computer Software License Cost	$ -	$ -	$ -	$ 9,600	$ -	$ -	$ -	$ -	0.00%
70070 - Automotive Equipment	$ -	$ -	$ -	$ -	$ -	$ -	$ -	$ -	0.00%
72010 - Building Improvements	$ -	$ 465	$ -	$ -	$ 50,000	$ 27,856	$ -	$ -	0.00%
Commodities	**$ 90,927**	**$ 120,051**	**$ 91,343**	**$ 84,585**	**$ 126,585**	**$ 64,796**	**$ 95,000**	**$ 85,000**	**68.21%**
60000 - Office Supplies	$ 7,320	$ 21,897	$ 6,097	$ 4,865	$ 5,304	$ 2,435	$ 8,000	$ 8,000	30.44%
60010 - Operating Supplies	$ 30,578	$ 18,254	$ 29,982	$ 13,586	$ 24,270	$ 10,548	$ 12,000	$ 12,000	87.90%
60040 - Postage	$ -	$ -	$ -	$ -	$ -	$ -	$ -	$ -	0.00%
60100 - Utilities- Water	$ 3,232	$ 3,394	$ 3,801	$ 5,192	$ 5,257	$ 4,169	$ 4,000	$ 4,000	104.23%
60140 - Animal Care Supplies	$ 17,996	$ 27,651	$ 16,976	$ 13,934	$ 21,062	$ 5,631	$ 26,000	$ 16,000	21.66%
60160 - Cleaning Supplies	$ 3,268	$ 8,697	$ 3,025	$ 9,807	$ 11,843	$ 4,107	$ 6,000	$ 6,000	68.45%
60210 - Uniform Supplies	$ 3,329	$ 47	$ 251	$ -	$ 410	$ 50	$ 2,000	$ 2,000	2.50%
60250 - Medical Supplies and Drugs	$ 4,354	$ 12,528	$ 6,419	$ 10,711	$ 9,325	$ 14,206	$ 8,000	$ 8,000	177.57%
60265 - Public Health Commodities - Coronavirus	$ -	$ -	$ -	$ -	$ -	$ -	$ -	$ -	0.00%
63000 - Utilities- Natural Gas	$ 4,400	$ 5,430	$ -	$ -	$ 22,712	$ 4,459	$ 6,000	$ 6,000	74.32%
63010 - Utilities- Electric	$ 3,465	$ 6,587	$ 6,979	$ 8,909	$ 6,043	$ 6,867	$ 7,000	$ 7,000	98.11%
63040 - Fuel- Vehicles	$ 4,037	$ 6,144	$ 8,511	$ 8,848	$ 10,991	$ 6,104	$ 7,500	$ 7,500	81.39%
64000 - Telephone	$ 8,948	$ 7,713	$ 5,454	$ 4,843	$ 5,469	$ 4,023	$ 4,600	$ 4,600	87.45%
64010 - Cellular Phone	$ -	$ 1,707	$ 3,849	$ 3,891	$ 3,901	$ 2,196	$ 3,900	$ 3,900	56.31%
Contingency and Other	**$ -**	**$ -**	**$ -**	**$ -**	**$ -**	**$ -**	**$ -**	**$ -**	**0.00%**
89000 - Addition to Fund Balance	$ -	$ -	$ -	$ -	$ -	$ -	$ -	$ -	0.00%
Contractual Services	**$ 102,673**	**$ 205,024**	**$ 111,075**	**$ 141,834**	**$ 146,660**	**$ 86,452**	**$ 164,594**	**$ 164,115**	**52.52%**
50150 - Contractual/Consulting Services	$ 26,291	$ 29,580	$ 20,569	$ 19,586	$ 12,648	$ 8,379	$ 25,000	$ 25,000	33.51%
50180 - Veterinarian Services	$ 5,627	$ 4,240	$ 5,382	$ 6,156	$ 10,786	$ 6,204	$ 8,000	$ 8,000	77.55%
50235 - Public Health Services - Coronavirus	$ -	$ -	$ -	$ -	$ -	$ -	$ -	$ -	0.00%
50340 - Software Licensing Cost	$ 9,600	$ 91,696	$ 43,210	$ 49,628	$ 67,791	$ 16,136	$ 60,000	$ 60,000	26.89%
50380 - Cremation Services	$ 300	$ 300	$ 300	$ -	$ 198	$ -	$ 750	$ 750	0.00%
52000 - Disposal and Water Softener Srvs	$ 1,890	$ 1,153	$ 453	$ 372	$ 279	$ 65	$ 1,700	$ 1,700	3.83%
52010 - Janitorial Services	$ 1,136	$ -	$ -	$ -	$ -	$ -	$ -	$ -	0.00%
52020 - Repairs and Maintenance- Roads	$ 2,113	$ 2,448	$ 5,118	$ 270	$ -	$ -	$ 2,500	$ 2,500	0.00%
52110 - Repairs and Maint- Buildings	$ 20,690	$ 45,631	$ 7,912	$ 19,171	$ 9,148	$ 9,333	$ 6,000	$ 6,000	155.56%
52120 - Repairs and Maint- Grounds	$ 6,718	$ 5,282	$ -	$ 15,355	$ -	$ -	$ 5,000	$ 5,000	0.00%
52130 - Repairs and Maint- Computers	$ 4,444	$ -	$ -	$ 566	$ -	$ -	$ 1,000	$ 1,000	0.00%
52140 - Repairs and Maint- Copiers	$ 738	$ 510	$ 761	$ 1,018	$ 1,251	$ 947	$ 1,000	$ 1,000	94.73%
52150 - Repairs and Maint- Comm Equip	$ 96	$ -	$ 525	$ -	$ -	$ -	$ 500	$ 500	0.00%
52160 - Repairs and Maint- Equipment	$ 6,796	$ (309)	$ 48	$ 600	$ 7,450	$ 276	$ 2,000	$ 2,000	13.78%
52230 - Repairs and Maint- Vehicles	$ 612	$ 3,457	$ 4,999	$ 3,105	$ 5,191	$ 5,858	$ 7,000	$ 7,000	83.69%
53000 - Liability Insurance	$ 8,864	$ 8,352	$ 12,927	$ 17,205	$ 20,128	$ 28,800	$ 28,800	$ 28,328	100.00%
53020 - Unemployment Claims	$ 255	$ 264	$ 391	$ 236	$ 324	$ 389	$ 389	$ 382	100.00%
53040 - General Advertising	$ 935	$ 3,996	$ 4,274	$ 2,122	$ 4,377	$ 3,905	$ 3,000	$ 3,000	130.17%
53060 - General Printing	$ 220	$ 376	$ -	$ 382	$ 133	$ -	$ 500	$ 500	0.00%
53100 - Conferences and Meetings	$ 845	$ -	$ -	$ 560	$ 1,057	$ -	$ 1,500	$ 1,500	0.00%
53110 - Employee Training	$ 1,283	$ 3,549	$ 3,177	$ 3,183	$ 4,074	$ 2,840	$ 4,000	$ 4,000	71.00%
53120 - Employee Mileage Expense	$ 1,200	$ 1,600	$ 115	$ 212	$ 163	$ 207	$ 1,500	$ 1,500	13.81%
53130 - General Association Dues	$ 820	$ 100	$ 112	$ 507	$ 507	$ 691	$ 455	$ 455	151.76%
53170 - Employee Medical Expense	$ 1,200	$ 2,800	$ 800	$ 1,600	$ 1,157	$ 2,422	$ 2,500	$ 2,500	96.88%

Committee Revenue Budget Report - by Account Detail

Through September 30, 2025 (83.3% YTD, 84.62% Payroll Expense through Pay Period Ending 09/27/2025)

***2020, 2021, 2022, 2023 and 2024 Actual Fiscal Year**

Department / Fund / Account Classification	2020 Actual Amount*	2021 Actual Amount*	2022 Actual Amount*	2023 Actual Amount*	2024 Actual Amount*	2025 Actual Amount	2025 Amended Budget	2025 Adopted Budget	2025 YTD% Actual/Amended Budget
55000 - Miscellaneous Contractual Exp	$ -	$ -	$ -	$ -	$ -	$ -	$ 1,500	$ 1,500	0.00%
Personnel Services- Employee Benefits	**$ 119,438**	**$ 133,443**	**$ 146,123**	**$ 172,843**	**$ 185,000**	**$ 140,501**	**$ 238,309**	**$ 236,419**	**58.96%**
45000 - Healthcare Contribution	$ 43,436	$ 47,621	$ 48,739	$ 77,814	$ 83,445	$ 52,426	$ 117,544	$ 117,544	44.60%
45009 - Healthcare Subsidy	$ (139)	$ -	$ -	$ -	$ -	$ -	$ -	$ -	0.00%
45010 - Dental Contribution	$ 1,702	$ 1,706	$ 1,680	$ 2,156	$ 2,321	$ 1,885	$ 3,230	$ 3,230	58.35%
45019 - Dental Subsidy	$ (11)	$ -	$ -	$ -	$ -	$ -	$ -	$ -	0.00%
45100 - FICA/SS Contribution	$ 31,525	$ 34,616	$ 44,711	$ 49,354	$ 54,659	$ 43,377	$ 61,697	$ 60,723	70.31%
45109 - FICA/SS Subsidy	$ (12)	$ -	$ -	$ -	$ -	$ -	$ -	$ -	0.00%
45200 - IMRF Contribution	$ 32,236	$ 36,401	$ 35,390	$ 30,437	$ 30,724	$ 28,854	$ 41,879	$ 41,184	68.90%
45209 - IMRF Subsidy	$ (114)	$ -	$ -	$ -	$ -	$ -	$ -	$ -	0.00%
53010 - Workers Compensation	$ 10,815	$ 13,099	$ 15,602	$ 13,081	$ 13,850	$ 13,959	$ 13,959	$ 13,738	100.00%
Personnel Services- Salaries & Wages	**$ 426,573**	**$ 462,952**	**$ 595,231**	**$ 666,127**	**$ 736,051**	**$ 579,464**	**$ 806,265**	**$ 793,555**	**71.87%**
40000 - Salaries and Wages	$ 400,472	$ 435,386	$ 556,257	$ 627,985	$ 689,061	$ 552,132	$ 776,264	$ 763,554	71.13%
40002 - Non-Union Wage Increase	$ -	$ -	$ -	$ -	$ -	$ -	$ -	$ -	0.00%
40003 - Cost of Living Increase	$ -	$ -	$ -	$ -	$ -	$ -	$ -	$ -	0.00%
40007 - Equity Study Adjustments	$ -	$ -	$ -	$ -	$ -	$ -	$ -	$ -	0.00%
40009 - Salaries and Wages Subsidy	$ (1,421)	$ -	$ -	$ -	$ -	$ -	$ -	$ -	0.00%
40200 - Overtime Salaries	$ 27,522	$ 27,565	$ 38,974	$ 38,142	$ 46,989	$ 27,332	$ 30,001	$ 30,001	91.10%
Transfers Out	**$ -**	**$ -**	**$ 30,719**	**$ -**	**$ 38,626**	**$ 37,739**	**$ 37,739**	**$ 37,739**	**100.00%**
99000 - Transfer To Other Funds	$ -	$ -	$ -	$ -	$ -	$ -	$ -	$ -	0.00%
99001 - Transfer to General Fund 001	$ -	$ -	$ 30,719	$ -	$ 38,626	$ 37,739	$ 37,739	$ 37,739	100.00%
510 Emergency Management Services									
001 General Fund									
Revenue	***$ -***	***$ -***	***$ -***	***$ -***	***$ 153,784***	***$ 6,702***	***$ 75,000***	***$ 75,000***	***8.94%***
Other	**$ -**	**$ -**	**$ -**	**$ -**	**$ 2,500**	**$ -**	**$ -**	**$ -**	**0.00%**
38900 - Miscellaneous Other	$ -	$ -	$ -	$ -	$ 2,500	$ -	$ -	$ -	0.00%
Reimbursements	**$ -**	**$ -**	**$ -**	**$ -**	**$ 85,578**	**$ 6,702**	**$ 75,000**	**$ 75,000**	**8.94%**
37130 - Emergency Mgmt Reimbursement	$ -	$ -	$ -	$ -	$ 85,578	$ 6,702	$ 75,000	$ 75,000	8.94%
Grants	**$ -**	**$ -**	**$ -**	**$ -**	**$ 65,705**	**$ -**	**$ -**	**$ -**	**0.00%**
33613 - Natural Hazard Mitigation Grant	$ -	$ -	$ -	$ -	$ 65,705	$ -	$ -	$ -	0.00%
Expenses	***$ -***	***$ -***	***$ -***	***$ 417,734***	***$ 607,914***	***$ 441,348***	***$ 645,844***	***$ 637,634***	***68.34%***
Commodities	**$ -**	**$ -**	**$ -**	**$ 44,694**	**$ 80,379**	**$ 42,763**	**$ 86,345**	**$ 86,345**	**49.53%**
60000 - Office Supplies	$ -	$ -	$ -	$ 2,875	$ 9,931	$ 9,155	$ 12,600	$ 12,600	72.66%
60010 - Operating Supplies	$ -	$ -	$ -	$ 12,433	$ 37,115	$ 19,593	$ 33,215	$ 33,215	58.99%
60020 - Computer Related Supplies	$ -	$ -	$ -	$ 6,157	$ 9,127	$ 3,333	$ 6,100	$ 6,100	54.64%
60210 - Uniform Supplies	$ -	$ -	$ -	$ 14,974	$ 12,010	$ 1,228	$ 8,625	$ 8,625	14.24%
60590 - Communication Equip - Non-Capital	$ -	$ -	$ -	$ 8,254	$ 1,132	$ 3,610	$ 7,605	$ 7,605	47.47%
63040 - Fuel- Vehicles	$ -	$ -	$ -	$ -	$ 11,063	$ 5,844	$ 18,200	$ 18,200	32.11%
Contractual Services	**$ -**	**$ -**	**$ -**	**$ 24,483**	**$ 118,745**	**$ 29,564**	**$ 65,480**	**$ 65,480**	**45.15%**
50150 - Contractual/Consulting Services	$ -	$ -	$ -	$ -	$ 61,472	$ -	$ -	$ -	0.00%
52150 - Repairs and Maint- Comm Equip	$ -	$ -	$ -	$ -	$ 7,946	$ 4,483	$ 11,925	$ 11,925	37.59%
52160 - Repairs and Maint- Equipment	$ -	$ -	$ -	$ 4,316	$ 3,063	$ 1,968	$ 3,100	$ 3,100	63.48%
52230 - Repairs and Maint- Vehicles	$ -	$ -	$ -	$ 8,480	$ 26,359	$ 14,759	$ 15,800	$ 15,800	93.41%
53100 - Conferences and Meetings	$ -	$ -	$ -	$ 497	$ 489	$ 362	$ 1,100	$ 1,100	32.95%
53110 - Employee Training	$ -	$ -	$ -	$ 1,569	$ 3,971	$ 4,058	$ 11,575	$ 11,575	35.06%

Committee Revenue Budget Report - by Account Detail

Through September 30, 2025 (83.3% YTD, 84.62% Payroll Expense through Pay Period Ending 09/27/2025)

***2020, 2021, 2022, 2023 and 2024 Actual Fiscal Year**

Department / Fund / Account Classification	2020 Actual Amount*	2021 Actual Amount*	2022 Actual Amount*	2023 Actual Amount*	2024 Actual Amount*	2025 Actual Amount	2025 Amended Budget	2025 Adopted Budget	2025 YTD% Actual/Amended Budget
53130 - General Association Dues	$ -	$ -	$ -	$ 270	$ 349	$ 668	$ 905	$ 905	73.81%
55000 - Miscellaneous Contractual Exp	$ -	$ -	$ -	$ 9,350	$ 15,095	$ 3,266	$ 21,075	$ 21,075	15.50%
Personnel Services- Employee Benefits	**$ -**	**$ -**	**$ -**	**$ 22,771**	**$ 30,814**	**$ -**	**$ 105,382**	**$ 105,382**	**0.00%**
45000 - Healthcare Contribution	$ -	$ -	$ -	$ 22,397	$ 30,115	$ -	$ 36,501	$ 36,501	0.00%
45010 - Dental Contribution	$ -	$ -	$ -	$ 373	$ 699	$ -	$ 828	$ 828	0.00%
45100 - FICA/SS Contribution	$ -	$ -	$ -	$ -	$ -	$ -	$ 37,171	$ 37,171	0.00%
45200 - IMRF Contribution	$ -	$ -	$ -	$ -	$ -	$ -	$ 22,474	$ 22,474	0.00%
53010 - Workers Compensation	$ -	$ -	$ -	$ -	$ -	$ -	$ 8,408	$ 8,408	0.00%
Personnel Services- Salaries & Wages	**$ -**	**$ -**	**$ -**	**$ 325,786**	**$ 408,790**	**$ 369,021**	**$ 494,019**	**$ 485,809**	**74.70%**
40000 - Salaries and Wages	$ -	$ -	$ -	$ 325,786	$ 408,790	$ 369,021	$ 494,019	$ 485,809	74.70%
40002 - Non-Union Wage Increase	$ -	$ -	$ -	$ -	$ -	$ -	$ -	$ -	0.00%
40003 - Cost of Living Increase	$ -	$ -	$ -	$ -	$ -	$ -	$ -	$ -	0.00%
40007 - Equity Study Adjustments	$ -	$ -	$ -	$ -	$ -	$ -	$ -	$ -	0.00%
Services	**$ -**	**$ -**	**$ -**	**$ -**	**$ (30,814)**	**$ -**	**$ (105,382)**	**$ (105,382)**	**0.00%**
45005 - Healthcare Contribution Contra Account	$ -	$ -	$ -	$ -	$ (30,115)	$ -	$ (36,501)	$ (36,501)	0.00%
45015 - Dental Insurance Contra Account	$ -	$ -	$ -	$ -	$ (699)	$ -	$ (828)	$ (828)	0.00%
45105 - FICA/SS Contribution Contra Account	$ -	$ -	$ -	$ -	$ -	$ -	$ (37,171)	$ (37,171)	0.00%
45205 - IMRF Contribution Contra Account	$ -	$ -	$ -	$ -	$ -	$ -	$ (22,474)	$ (22,474)	0.00%
53015 - Worker's Comp Contra Account	$ -	$ -	$ -	$ -	$ -	$ -	$ (8,408)	$ (8,408)	0.00%
247 EMA Volunteer Fund									
Revenue	***$ 3,000***	***$ -***	***$ -***	***$ 2,499***	***$ 9,597***	***$ 10,800***	***$ 10,000***	***$ 10,000***	***108.00%***
Interest Revenue	**$ -**	**$ -**	**$ -**	**$ (101)**	**$ 797**	**$ -**	**$ 1,000**	**$ 1,000**	**0.00%**
38000 - Investment Income	$ -	$ -	$ -	$ (101)	$ 797	$ -	$ 1,000	$ 1,000	0.00%
Other	**$ 3,000**	**$ -**	**$ -**	**$ 2,600**	**$ 8,800**	**$ 10,800**	**$ 9,000**	**$ 9,000**	**120.00%**
38520 - General Donations	$ 3,000	$ -	$ -	$ 2,600	$ 8,800	$ 10,800	$ 3,000	$ 3,000	360.00%
38900 - Miscellaneous Other	$ -	$ -	$ -	$ -	$ -	$ -	$ -	$ -	0.00%
39900 - Fund Balance Utilization	$ -	$ -	$ -	$ -	$ -	$ -	$ 6,000	$ 6,000	0.00%
Expenses	***$ -***	***$ -***	***$ -***	***$ 1,741***	***$ 4,349***	***$ 3,057***	***$ 10,000***	***$ 10,000***	***30.57%***
Commodities	**$ -**	**$ -**	**$ -**	**$ 723**	**$ 1,246**	**$ 340**	**$ 4,700**	**$ 4,700**	**7.23%**
60010 - Operating Supplies	$ -	$ -	$ -	$ 723	$ 1,246	$ 340	$ 4,700	$ 4,700	7.23%
Contingency and Other	**$ -**	**$ -**	**$ -**	**$ -**	**$ -**	**$ -**	**$ -**	**$ -**	**0.00%**
89000 - Addition to Fund Balance	$ -	$ -	$ -	$ -	$ -	$ -	$ -	$ -	0.00%
Contractual Services	**$ -**	**$ -**	**$ -**	**$ 1,018**	**$ 3,103**	**$ 2,717**	**$ 5,300**	**$ 5,300**	**51.27%**
55000 - Miscellaneous Contractual Exp	$ -	$ -	$ -	$ 1,018	$ 3,103	$ 2,717	$ 5,300	$ 5,300	51.27%
248 KC Emergency Planning									
Revenue	***$ -***	***$ -***	***$ -***	***$ 5,617***	***$ 5,932***	***$ 3,000***	***$ 3,750***	***$ 3,750***	***80.00%***
Interest Revenue	**$ -**	**$ -**	**$ -**	**$ (83)**	**$ 632**	**$ -**	**$ 1,000**	**$ 1,000**	**0.00%**
38000 - Investment Income	$ -	$ -	$ -	$ (83)	$ 632	$ -	$ 1,000	$ 1,000	0.00%
Other	**$ -**	**$ -**	**$ -**	**$ 5,350**	**$ 4,550**	**$ 3,000**	**$ 2,750**	**$ 2,750**	**109.09%**
38520 - General Donations	$ -	$ -	$ -	$ 5,350	$ 4,550	$ 3,000	$ 2,750	$ 2,750	109.09%
Reimbursements	**$ -**	**$ -**	**$ -**	**$ 350**	**$ 750**	**$ -**	**$ -**	**$ -**	**0.00%**
37900 - Miscellaneous Reimbursement	$ -	$ -	$ -	$ 350	$ 750	$ -	$ -	$ -	0.00%
Expenses	***$ -***	***$ -***	***$ -***	***$ 1,080***	***$ 1,537***	***$ 849***	***$ 3,750***	***$ 3,750***	***22.64%***

Committee Revenue Budget Report - by Account Detail

Through September 30, 2025 (83.3% YTD, 84.62% Payroll Expense through Pay Period Ending 09/27/2025)

***2020, 2021, 2022, 2023 and 2024 Actual Fiscal Year**

Department / Fund / Account Classification	2020 Actual Amount*	2021 Actual Amount*	2022 Actual Amount*	2023 Actual Amount*	2024 Actual Amount*	2025 Actual Amount	2025 Amended Budget	2025 Adopted Budget	2025 YTD% Actual/Amended Budget
Commodities	**$ -**	**$ -**	**$ -**	**$ 209**	**$ 138**	**$ 140**	**$ 655**	**$ 655**	**21.37%**
60000 - Office Supplies	$ -	$ -	$ -	$ -	$ -	$ -	$ -	$ -	0.00%
60010 - Operating Supplies	$ -	$ -	$ -	$ 209	$ 138	$ -	$ 435	$ 435	0.00%
65000 - Miscellaneous Supplies	$ -	$ -	$ -	$ -	$ -	$ 140	$ 220	$ 220	63.64%
Contingency and Other	**$ -**	**$ -**	**$ -**	**$ -**	**$ -**	**$ -**	**$ 1,721**	**$ 1,721**	**0.00%**
89000 - Addition to Fund Balance	$ -	$ -	$ -	$ -	$ -	$ -	$ 1,721	$ 1,721	0.00%
Contractual Services	**$ -**	**$ -**	**$ -**	**$ 871**	**$ 1,399**	**$ 709**	**$ 1,374**	**$ 1,374**	**51.61%**
55000 - Miscellaneous Contractual Exp	$ -	$ -	$ -	$ 871	$ 1,399	$ 709	$ 1,374	$ 1,374	51.61%
520 Transportation									
300 County Highway									
Revenue	***$ 6,076,592***	***$ 6,166,540***	***$ 6,253,770***	***$ 6,445,255***	***$ 6,302,254***	***$ 3,646,663***	***$ 13,894,542***	***$ 13,810,033***	***26.25%***
Interest Revenue	**$ 166,666**	**$ (6,109)**	**$ (141,373)**	**$ 476,947**	**$ 480,720**	**$ 178,538**	**$ 388,000**	**$ 388,000**	**46.01%**
38000 - Investment Income	$ 166,666	$ (6,109)	$ (141,373)	$ 476,947	$ 480,720	$ 178,538	$ 388,000	$ 388,000	46.01%
Other	**$ 2,040**	**$ 2,097**	**$ 41,978**	**$ 16,855**	**$ 66,619**	**$ 116,511**	**$ 7,740,374**	**$ 7,655,865**	**1.51%**
30999 - Lease Revenue	$ -	$ -	$ 34,651	$ -	$ 32,464	$ 10,826	$ -	$ -	0.00%
38530 - Auction Sales	$ 1,435	$ 1,997	$ 7,327	$ 10,405	$ 34,155	$ 78,790	$ 10,875	$ 10,875	724.51%
38900 - Miscellaneous Other	$ 605	$ 100	$ -	$ 6,450	$ -	$ 26,895	$ -	$ -	0.00%
39900 - Fund Balance Utilization	$ -	$ -	$ -	$ -	$ -	$ -	$ 7,729,499	$ 7,644,990	0.00%
Reimbursements	**$ 461,986**	**$ 544,060**	**$ 557,967**	**$ 414,895**	**$ 319,072**	**$ 201,720**	**$ 383,659**	**$ 383,659**	**52.58%**
37140 - KDOT Planner Reimbursement	$ 161,003	$ 177,279	$ 250,225	$ 322,102	$ 312,679	$ 175,913	$ 340,724	$ 340,724	51.63%
37150 - KDOT Service Reimbursement - Federal	$ 32,550	$ (4,026)	$ 5,312	$ -	$ (5,312)	$ -	$ -	$ -	0.00%
37151 - KDOT Service Reimbursement - State	$ -	$ -	$ 24,934	$ 25,645	$ 7,700	$ -	$ -	$ -	0.00%
37280 - Vehicle Lease Reimbursement	$ 196,543	$ 309,173	$ 256,338	$ -	$ -	$ -	$ -	$ -	0.00%
37900 - Miscellaneous Reimbursement	$ 71,891	$ 61,634	$ 21,159	$ 67,148	$ 4,005	$ 25,807	$ 42,935	$ 42,935	60.11%
Charges for Services	**$ 11,928**	**$ 28,727**	**$ 36,922**	**$ 41,528**	**$ 32,470**	**$ 10,493**	**$ 39,600**	**$ 39,600**	**26.50%**
34640 - Engineering Fees	$ 8,050	$ 22,000	$ 30,000	$ 30,000	$ 26,000	$ 4,000	$ 28,000	$ 28,000	14.29%
34650 - Sale of Various Material Fees	$ -	$ -	$ 288	$ 3,024	$ 99	$ -	$ 4,100	$ 4,100	0.00%
35340 - Township Administration Fee	$ 3,878	$ 6,727	$ 6,634	$ 8,504	$ 6,371	$ 6,493	$ 7,500	$ 7,500	86.57%
Transfers In	**$ -**	**$ 114,455**	**$ 77,500**	**$ -**	**$ -**	**$ -**	**$ -**	**$ -**	**0.00%**
39000 - Transfer From Other Funds	$ -	$ 114,455	$ -	$ -	$ -	$ -	$ -	$ -	0.00%
39554 - Transfer from Southwest Impact Fees Fund 554	$ -	$ -	$ -	$ -	$ -	$ -	$ -	$ -	0.00%
39555 - Transfer from Tri-Cities Impact Fees Fund 555	$ -	$ -	$ -	$ -	$ -	$ -	$ -	$ -	0.00%
39556 - Transfer from Upper Fox Impact Fees Fund 556	$ -	$ -	$ -	$ -	$ -	$ -	$ -	$ -	0.00%
39557 - Transfer from West Central Impact Fees Fund 557	$ -	$ -	$ -	$ -	$ -	$ -	$ -	$ -	0.00%
39558 - Transfer from North Impact Fees Fund 558	$ -	$ -	$ 37,500	$ -	$ -	$ -	$ -	$ -	0.00%
39559 - Transfer from Central Impact Fees Fund 559	$ -	$ -	$ 20,000	$ -	$ -	$ -	$ -	$ -	0.00%
39560 - Transfer from South Impact Fees Fund 560	$ -	$ -	$ 20,000	$ -	$ -	$ -	$ -	$ -	0.00%
Other Taxes	**$ 6,671**	**$ 2,532**	**$ 7,792**	**$ 7,460**	**$ 3,983**	**$ 909**	**$ 7,000**	**$ 7,000**	**12.98%**
30170 - TIF Distribution Tax	$ 6,671	$ 2,532	$ 7,792	$ 7,460	$ 3,983	$ 909	$ 7,000	$ 7,000	12.98%
Property Taxes	**$ 4,977,653**	**$ 5,021,276**	**$ 5,007,006**	**$ 5,015,333**	**$ 5,021,616**	**$ 2,788,327**	**$ 5,010,909**	**$ 5,010,909**	**55.65%**
30000 - Property Taxes	$ 4,977,653	$ 5,021,276	$ 4,994,570	$ 4,997,959	$ 5,001,757	$ 2,788,327	$ 5,010,909	$ 5,010,909	55.65%
30005 - Property Tax Revenue Recapture	$ -	$ -	$ 12,436	$ 17,374	$ 19,859	$ -	$ -	$ -	0.00%
Grants	**$ -**	**$ -**	**$ 8,585**	**$ -**	**$ -**	**$ -**	**$ -**	**$ -**	**0.00%**
33900 - Grants - Other	$ -	$ -	$ 8,585	$ -	$ -	$ -	$ -	$ -	0.00%
Licenses and Permits	**$ 449,648**	**$ 459,502**	**$ 657,393**	**$ 472,238**	**$ 377,775**	**$ 350,165**	**$ 325,000**	**$ 325,000**	**107.74%**

Committee Revenue Budget Report - by Account Detail

Through September 30, 2025 (83.3% YTD, 84.62% Payroll Expense through Pay Period Ending 09/27/2025)

***2020, 2021, 2022, 2023 and 2024 Actual Fiscal Year**

Department / Fund / Account Classification	2020 Actual Amount*	2021 Actual Amount*	2022 Actual Amount*	2023 Actual Amount*	2024 Actual Amount*	2025 Actual Amount	2025 Amended Budget	2025 Adopted Budget	2025 YTD% Actual/Amended Budget
31350 - Oversized Moving Permits	$ 180,200	$ 211,525	$ 241,160	$ 227,440	$ 221,175	$ 166,615	$ 175,000	$ 175,000	95.21%
31370 - Roadway Access Permits	$ 269,448	$ 247,977	$ 416,233	$ 244,798	$ 156,600	$ 183,550	$ 150,000	$ 150,000	122.37%
Expenses	***$ 6,267,168***	***$ 6,904,614***	***$ 6,628,603***	***$ 7,344,275***	***$ 7,971,978***	***$ 6,371,876***	***$ 13,894,542***	***$ 13,810,033***	***45.86%***
Capital	**$ 1,049,580**	**$ 850,022**	**$ 525,965**	**$ 1,264,025**	**$ 1,714,910**	**$ 1,668,712**	**$ 3,470,500**	**$ 3,470,500**	**48.08%**
70000 - Computers	$ -	$ -	$ -	$ -	$ -	$ -	$ 1,500	$ 1,500	0.00%
70020 - Computer Software- Capital	$ 23,839	$ 161,134	$ 217,088	$ 208,070	$ 75,780	$ 38,830	$ 249,000	$ 249,000	15.59%
70060 - Communications Equipment	$ -	$ -	$ -	$ -	$ -	$ -	$ 250,000	$ 250,000	0.00%
70070 - Automotive Equipment	$ 297,380	$ 491,710	$ -	$ 882,077	$ 1,502,786	$ 1,299,164	$ 2,025,000	$ 2,025,000	64.16%
70080 - Office Furniture	$ 80,247	$ 20,823	$ -	$ 62,876	$ -	$ -	$ -	$ -	0.00%
70100 - Copiers	$ -	$ -	$ -	$ -	$ -	$ -	$ -	$ -	0.00%
70110 - Machinery and Equipment	$ 284,890	$ 54,991	$ 78,494	$ 42,553	$ 115,404	$ 330,718	$ 535,000	$ 535,000	61.82%
70120 - Special Purpose Equipment	$ 28,000	$ -	$ -	$ -	$ 20,940	$ -	$ -	$ -	0.00%
72010 - Building Improvements	$ 316,199	$ 120,673	$ 229,169	$ 67,898	$ -	$ -	$ 375,000	$ 375,000	0.00%
73000 - Road Construction	$ 2,874	$ -	$ -	$ -	$ -	$ -	$ -	$ -	0.00%
74010 - Highway Right of Way	$ 16,151	$ 691	$ 1,215	$ 551	$ -	$ -	$ 35,000	$ 35,000	0.00%
Commodities	**$ 442,073**	**$ 575,259**	**$ 611,509**	**$ 625,789**	**$ 634,723**	**$ 416,334**	**$ 836,781**	**$ 836,781**	**49.75%**
60000 - Office Supplies	$ 13,850	$ 11,535	$ 13,918	$ 22,745	$ 18,527	$ 14,014	$ 23,000	$ 23,000	60.93%
60010 - Operating Supplies	$ 16,715	$ 18,445	$ 20,981	$ 16,823	$ 26,253	$ 17,982	$ 21,631	$ 21,631	83.13%
60040 - Postage	$ 66	$ 66	$ 202	$ 60	$ 318	$ 103	$ 300	$ 300	34.18%
60050 - Books and Subscriptions	$ 473	$ 1,590	$ 203	$ 801	$ 235	$ 1,849	$ 1,500	$ 1,500	123.29%
60060 - Computer Software- Non Capital	$ -	$ -	$ -	$ 1,940	$ -	$ 7,538	$ -	$ -	0.00%
60070 - Computer Hardware- Non Capital	$ 28,267	$ 16,043	$ 6,825	$ 32,159	$ 30,148	$ 15,309	$ 103,100	$ 103,100	14.85%
60340 - Buildings and Grounds Supplies	$ 13,837	$ 26,593	$ 25,196	$ 32,881	$ 51,090	$ 26,883	$ 34,000	$ 34,000	79.07%
60370 - Tools	$ -	$ -	$ -	$ -	$ -	$ -	$ -	$ -	0.00%
60380 - Liquid Salt	$ -	$ 4,043	$ 30,790	$ 26,120	$ 27,324	$ 2,566	$ 40,000	$ 40,000	6.41%
60400 - Crushed Stone	$ 5,278	$ 3,974	$ 3,028	$ 3,250	$ 6,641	$ 4,627	$ 5,250	$ 5,250	88.14%
60410 - Culverts	$ -	$ -	$ -	$ -	$ -	$ -	$ -	$ -	0.00%
60430 - Sign Material	$ 33,533	$ 49,249	$ 54,531	$ 48,659	$ 62,620	$ 33,921	$ 60,000	$ 60,000	56.53%
60440 - Traffic Markers and Barricades	$ -	$ -	$ -	$ -	$ -	$ -	$ -	$ -	0.00%
63000 - Utilities- Natural Gas	$ 25,893	$ 27,954	$ 39,193	$ 37,136	$ 28,439	$ 29,432	$ 45,000	$ 45,000	65.40%
63010 - Utilities- Electric	$ 21,790	$ 22,128	$ 18,094	$ 29,300	$ 31,819	$ 26,626	$ 38,000	$ 38,000	70.07%
63020 - Utilities- Intersect Lighting	$ 121,724	$ 113,947	$ 98,868	$ 107,752	$ 100,647	$ 75,288	$ 120,000	$ 120,000	62.74%
63040 - Fuel- Vehicles	$ 120,430	$ 241,045	$ 255,981	$ 227,906	$ 210,028	$ 138,635	$ 300,000	$ 300,000	46.21%
64000 - Telephone	$ 23,286	$ 20,834	$ 24,905	$ 20,642	$ 23,188	$ 11,923	$ 25,000	$ 25,000	47.69%
64010 - Cellular Phone	$ 16,931	$ 17,814	$ 18,796	$ 17,613	$ 17,445	$ 9,638	$ 20,000	$ 20,000	48.19%
Contingency and Other	**$ -**	**$ -**	**$ -**	**$ -**	**$ -**	**$ -**	**$ -**	**$ -**	**0.00%**
89000 - Addition to Fund Balance	$ -	$ -	$ -	$ -	$ -	$ -	$ -	$ -	0.00%
Contractual Services	**$ 1,395,458**	**$ 1,977,404**	**$ 1,636,450**	**$ 1,458,465**	**$ 1,407,561**	**$ 873,984**	**$ 4,330,710**	**$ 4,328,823**	**20.18%**
50140 - Engineering Services	$ 678,369	$ 1,201,855	$ 997,416	$ 706,017	$ 550,918	$ 154,362	$ 2,965,000	$ 2,965,000	5.21%
50150 - Contractual/Consulting Services	$ 210,569	$ 290,066	$ 131,397	$ 123,937	$ 238,080	$ 182,255	$ 486,019	$ 486,019	37.50%
50160 - Legal Services	$ 107,675	$ 86,500	$ 48,000	$ 113,065	$ 56,085	$ 36,000	$ 225,000	$ 225,000	16.00%
50210 - Medical/Dental/Hospital Services	$ 1,855	$ 2,704	$ 1,235	$ 505	$ 3,846	$ 2,101	$ 1,317	$ 1,317	159.56%
50330 - Northeast IL Plan and Metro Srvs	$ 27,143	$ 27,143	$ 27,143	$ 54,286	$ 56,457	$ 59,172	$ 59,286	$ 59,286	99.81%
50340 - Software Licensing Cost	$ 37,906	$ 47,261	$ 44,379	$ 64,333	$ 80,434	$ 113,646	$ 122,764	$ 122,764	92.57%
50480 - Security Services	$ 20,564	$ 8,236	$ 10,743	$ 10,752	$ 15,806	$ 11,106	$ 18,000	$ 18,000	61.70%
52000 - Disposal and Water Softener Srvs	$ 23,944	$ 13,508	$ 12,620	$ 17,499	$ 17,493	$ 12,537	$ 26,000	$ 26,000	48.22%
52010 - Janitorial Services	$ 25,753	$ 28,039	$ 29,113	$ 40,726	$ 36,888	$ 27,114	$ 42,000	$ 42,000	64.56%
52020 - Repairs and Maintenance- Roads	$ -	$ -	$ -	$ -	$ -	$ -	$ -	$ -	0.00%

Committee Revenue Budget Report - by Account Detail

Through September 30, 2025 (83.3% YTD, 84.62% Payroll Expense through Pay Period Ending 09/27/2025)

***2020, 2021, 2022, 2023 and 2024 Actual Fiscal Year**

Department / Fund / Account Classification	2020 Actual Amount*	2021 Actual Amount*	2022 Actual Amount*	2023 Actual Amount*	2024 Actual Amount*	2025 Actual Amount	2025 Amended Budget	2025 Adopted Budget	2025 YTD% Actual/Amended Budget
52110 - Repairs and Maint- Buildings	$ 30,544	$ 54,492	$ 80,411	$ 28,513	$ 101,016	$ 28,173	$ 88,692	$ 88,692	31.76%
52120 - Repairs and Maint- Grounds	$ 9,316	$ 9,524	$ 11,671	$ 15,041	$ 14,265	$ 22,261	$ 16,895	$ 16,895	131.76%
52140 - Repairs and Maint- Copiers	$ 2,820	$ 2,783	$ 3,941	$ 6,067	$ 3,838	$ 3,641	$ 6,120	$ 6,120	59.49%
52150 - Repairs and Maint- Comm Equip	$ 7,907	$ -	$ -	$ -	$ -	$ -	$ -	$ -	0.00%
52160 - Repairs and Maint- Equipment	$ 12,200	$ 9,772	$ 6,002	$ 6,862	$ 7,138	$ 12,384	$ 12,000	$ 12,000	103.20%
52215 - Vehicle Lease	$ 55,769	$ 68,769	$ 76,548	$ 68,252	$ -	$ -	$ -	$ -	0.00%
52230 - Repairs and Maint- Vehicles	$ 27,251	$ 14,745	$ 18,384	$ 14,364	$ 26,836	$ 9,610	$ 21,000	$ 21,000	45.76%
52240 - Repairs and Maint- Office Equip	$ -	$ 1,278	$ 1,897	$ 2,037	$ -	$ -	$ 3,577	$ 3,577	0.00%
53000 - Liability Insurance	$ 57,278	$ 53,114	$ 67,485	$ 95,794	$ 100,422	$ 134,379	$ 134,379	$ 132,518	100.00%
53020 - Unemployment Claims	$ 1,645	$ 1,678	$ 2,037	$ 1,313	$ 1,615	$ 1,812	$ 1,812	$ 1,786	100.00%
53060 - General Printing	$ 150	$ 502	$ 152	$ 75	$ 169	$ 368	$ 150	$ 150	245.00%
53070 - Legal Printing	$ 2,652	$ 4,158	$ 2,158	$ 1,419	$ 2,612	$ 7,287	$ 2,000	$ 2,000	364.35%
53080 - Mapping	$ -	$ -	$ -	$ 8,560	$ -	$ -	$ 13,000	$ 13,000	0.00%
53100 - Conferences and Meetings	$ 9,244	$ 20,320	$ 21,407	$ 33,488	$ 33,967	$ 31,393	$ 36,000	$ 36,000	87.20%
53110 - Employee Training	$ 7,133	$ 9,157	$ 15,922	$ 15,594	$ 30,331	$ 8,273	$ 16,500	$ 16,500	50.14%
53120 - Employee Mileage Expense	$ 1,713	$ 870	$ 5,120	$ 5,014	$ 4,871	$ 2,380	$ 6,000	$ 6,000	39.67%
53130 - General Association Dues	$ 19,197	$ 20,186	$ 21,194	$ 24,614	$ 24,473	$ 13,731	$ 26,856	$ 26,856	51.13%
55000 - Miscellaneous Contractual Exp	$ 16,858	$ 744	$ 74	$ 336	$ -	$ -	$ 343	$ 343	0.00%
Personnel Services- Employee Benefits	**$ 838,079**	**$ 889,200**	**$ 971,241**	**$ 968,115**	**$ 954,435**	**$ 767,853**	**$ 1,209,276**	**$ 1,201,825**	**63.50%**
45000 - Healthcare Contribution	$ 404,364	$ 410,757	$ 500,871	$ 531,357	$ 521,713	$ 397,787	$ 637,906	$ 637,906	62.36%
45010 - Dental Contribution	$ 10,826	$ 11,679	$ 12,091	$ 12,086	$ 12,460	$ 8,732	$ 16,126	$ 16,126	54.15%
45100 - FICA/SS Contribution	$ 172,443	$ 178,624	$ 199,631	$ 209,746	$ 219,350	$ 173,364	$ 286,153	$ 282,312	60.58%
45200 - IMRF Contribution	$ 180,561	$ 204,835	$ 177,200	$ 142,096	$ 131,810	$ 123,211	$ 204,332	$ 201,591	60.30%
53010 - Workers Compensation	$ 69,885	$ 83,305	$ 81,448	$ 72,830	$ 69,101	$ 64,759	$ 64,759	$ 63,890	100.00%
Personnel Services- Salaries & Wages	**$ 2,356,718**	**$ 2,430,666**	**$ 2,710,850**	**$ 2,843,771**	**$ 2,977,056**	**$ 2,339,777**	**$ 3,742,059**	**$ 3,691,888**	**62.53%**
40000 - Salaries and Wages	$ 2,258,646	$ 2,351,668	$ 2,622,832	$ 2,727,277	$ 2,877,711	$ 2,248,962	$ 3,622,059	$ 3,571,888	62.09%
40002 - Non-Union Wage Increase	$ -	$ -	$ -	$ -	$ -	$ -	$ -	$ -	0.00%
40003 - Cost of Living Increase	$ -	$ -	$ -	$ -	$ -	$ -	$ -	$ -	0.00%
40007 - Equity Study Adjustments	$ -	$ -	$ -	$ -	$ -	$ -	$ -	$ -	0.00%
40200 - Overtime Salaries	$ 98,073	$ 78,998	$ 88,017	$ 116,495	$ 99,346	$ 90,816	$ 120,000	$ 120,000	75.68%
Transfers Out	**$ 185,260**	**$ 182,063**	**$ 172,588**	**$ 184,111**	**$ 283,293**	**$ 305,216**	**$ 305,216**	**$ 280,216**	**100.00%**
99000 - Transfer To Other Funds	$ 185,260	$ 182,063	$ -	$ -	$ -	$ -	$ -	$ -	0.00%
99001 - Transfer to General Fund 001	$ -	$ -	$ 172,588	$ 184,111	$ 183,293	$ 180,216	$ 180,216	$ 180,216	100.00%
99010 - Transfer To Insurance Liability Fund 010	$ -	$ -	$ -	$ -	$ 100,000	$ 125,000	$ 125,000	$ 100,000	100.00%
301 County Bridge									
Revenue	***$ 316,940***	***$ 409,402***	***$ 350,225***	***$ 329,382***	***$ 394,365***	***$ 181,271***	***$ 525,000***	***$ 525,000***	***34.53%***
Interest Revenue	**$ 6,016**	**$ (134)**	**$ (4,743)**	**$ 15,811**	**$ 14,011**	**$ 7,190**	**$ 13,000**	**$ 13,000**	**55.31%**
38000 - Investment Income	$ 6,016	$ (134)	$ (4,743)	$ 15,811	$ 14,011	$ 7,190	$ 13,000	$ 13,000	55.31%
Other	**$ -**	**$ -**	**$ -**	**$ -**	**$ -**	**$ -**	**$ 161,855**	**$ 161,855**	**0.00%**
39900 - Fund Balance Utilization	$ -	$ -	$ -	$ -	$ -	$ -	$ 161,855	$ 161,855	0.00%
Reimbursements	**$ -**	**$ 76,461**	**$ 42,106**	**$ -**	**$ 66,774**	**$ -**	**$ 37,000**	**$ 37,000**	**0.00%**
37152 - KDOT Service Reimbursement - Other	$ -	$ 76,461	$ 42,106	$ -	$ 66,774	$ -	$ 37,000	$ 37,000	0.00%
Transfers In	**$ -**	**$ 19,700**	**$ -**	**$ -**	**$ -**	**$ -**	**$ -**	**$ -**	**0.00%**
39000 - Transfer From Other Funds	$ -	$ 19,700	$ -	$ -	$ -	$ -	$ -	$ -	0.00%
Other Taxes	**$ 436**	**$ 133**	**$ 493**	**$ 465**	**$ 249**	**$ 57**	**$ 450**	**$ 450**	**12.60%**
30170 - TIF Distribution Tax	$ 436	$ 133	$ 493	$ 465	$ 249	$ 57	$ 450	$ 450	12.60%
Property Taxes	**$ 310,489**	**$ 313,241**	**$ 312,369**	**$ 313,106**	**$ 313,332**	**$ 174,024**	**$ 312,695**	**$ 312,695**	**55.65%**

Committee Revenue Budget Report - by Account Detail

Through September 30, 2025 (83.3% YTD, 84.62% Payroll Expense through Pay Period Ending 09/27/2025)

***2020, 2021, 2022, 2023 and 2024 Actual Fiscal Year**

Department / Fund / Account Classification	2020 Actual Amount*	2021 Actual Amount*	2022 Actual Amount*	2023 Actual Amount*	2024 Actual Amount*	2025 Actual Amount	2025 Amended Budget	2025 Adopted Budget	2025 YTD% Actual/Amended Budget
30000 - Property Taxes	$ 310,489	$ 313,241	$ 311,593	$ 312,003	$ 312,116	$ 174,024	$ 312,695	$ 312,695	55.65%
30005 - Property Tax Revenue Recapture	$ -	$ -	$ 776	$ 1,103	$ 1,216	$ -	$ -	$ -	0.00%
Expenses	***$ 565,263***	***$ 268,718***	***$ 444,359***	***$ 403,338***	***$ 409,222***	***$ 154,496***	***$ 525,000***	***$ 525,000***	***29.43%***
Contingency and Other	**$ -**	**$ -**	**$ -**	**$ -**	**$ -**	**$ -**	**$ -**	**$ -**	**0.00%**
89000 - Addition to Fund Balance	$ -	$ -	$ -	$ -	$ -	$ -	$ -	$ -	0.00%
Contractual Services	**$ 565,263**	**$ 268,718**	**$ 444,359**	**$ 403,338**	**$ 409,222**	**$ 154,496**	**$ 525,000**	**$ 525,000**	**29.43%**
52100 - Bridge Inspection	$ 565,263	$ 268,718	$ 444,359	$ 403,338	$ 409,222	$ 154,496	$ 525,000	$ 525,000	29.43%
302 Motor Fuel Tax									
Revenue	***$ 17,496,586***	***$ 17,689,572***	***$ 18,498,850***	***$ 16,154,711***	***$ 16,638,339***	***$ 12,788,589***	***$ 29,012,731***	***$ 29,004,302***	***44.08%***
Interest Revenue	**$ 311,968**	**$ (7,518)**	**$ (766,742)**	**$ 2,554,827**	**$ 2,795,269**	**$ 1,649,107**	**$ 2,073,000**	**$ 2,073,000**	**79.55%**
38000 - Investment Income	$ 311,968	$ (7,518)	$ (766,742)	$ 2,554,827	$ 2,795,269	$ 1,649,107	$ 2,073,000	$ 2,073,000	79.55%
Other	**$ -**	**$ -**	**$ 184**	**$ 5,089**	**$ 117**	**$ -**	**$ 12,978,948**	**$ 12,970,519**	**0.00%**
38900 - Miscellaneous Other	$ -	$ -	$ 184	$ 5,089	$ 117	$ -	$ -	$ -	0.00%
39900 - Fund Balance Utilization	$ -	$ -	$ -	$ -	$ -	$ -	$ 12,978,948	$ 12,970,519	0.00%
Reimbursements	**$ -**	**$ -**	**$ 948,083**	**$ 423,407**	**$ 176,350**	**$ 4,133,577**	**$ 526,198**	**$ 526,198**	**785.56%**
37150 - KDOT Service Reimbursement - Federal	$ -	$ -	$ 770,201	$ 236,488	$ 176,350	$ (0)	$ 428,000	$ 428,000	(0.00%)
37151 - KDOT Service Reimbursement - State	$ -	$ -	$ -	$ -	$ -	$ 4,133,577	$ -	$ -	0.00%
37160 - Cty Engineer Salary Reimbursemt	$ -	$ -	$ 177,882	$ 186,919	$ -	$ -	$ 98,198	$ 98,198	0.00%
Transfers In	**$ -**	**$ -**	**$ 302,699**	**$ 3,693**	**$ -**	**$ -**	**$ -**	**$ -**	**0.00%**
39000 - Transfer From Other Funds	$ -	$ -	$ -	$ -	$ -	$ -	$ -	$ -	0.00%
39620 - Transfer from Motor Fuel Tax Debt Service Fund 620	$ -	$ -	$ 302,699	$ 3,693	$ -	$ -	$ -	$ -	0.00%
Other Taxes	**$ 11,424,983**	**$ 11,937,455**	**$ 12,254,990**	**$ 13,167,695**	**$ 13,666,602**	**$ 7,005,905**	**$ 13,434,585**	**$ 13,434,585**	**52.15%**
30140 - Motor Fuel Tax	$ 9,190,541	$ 10,315,055	$ 10,650,722	$ 11,535,413	$ 12,021,014	$ 7,005,905	$ 11,802,303	$ 11,802,303	59.36%
33895 - Supplemental State Distribution	$ 2,234,442	$ 1,622,400	$ 1,604,268	$ 1,632,282	$ 1,645,588	$ -	$ 1,632,282	$ 1,632,282	0.00%
Grants	**$ 5,759,635**	**$ 5,759,635**	**$ 5,759,635**	**$ -**	**$ -**	**$ -**	**$ -**	**$ -**	**0.00%**
33900 - Grants - Other	$ 5,759,635	$ 5,759,635	$ 5,759,635	$ -	$ -	$ -	$ -	$ -	0.00%
Expenses	***$ 7,717,547***	***$ 5,192,860***	***$ 6,324,076***	***$ 18,910,094***	***$ 18,709,228***	***$ 7,501,494***	***$ 29,012,731***	***$ 29,004,302***	***25.86%***
Capital	**$ 1,200**	**$ 34,018**	**$ 1,344,895**	**$ 8,938,336**	**$ 6,135,880**	**$ 445,172**	**$ 7,254,847**	**$ 7,254,847**	**6.14%**
73000 - Road Construction	$ 1,200	$ -	$ 1,320,230	$ 8,921,336	$ 6,035,880	$ (237,988)	$ 3,154,847	$ 3,154,847	(7.54%)
73010 - Bridge Construction	$ -	$ -	$ -	$ -	$ -	$ 637,200	$ 3,000,000	$ 3,000,000	21.24%
74010 - Highway Right of Way	$ -	$ 34,018	$ 24,665	$ 17,000	$ 100,000	$ 45,960	$ 1,100,000	$ 1,100,000	4.18%
Contractual Services	**$ 954,855**	**$ 1,365,413**	**$ 1,412,958**	**$ 6,137,106**	**$ 8,543,328**	**$ 3,826,106**	**$ 17,158,813**	**$ 17,158,546**	**22.30%**
50140 - Engineering Services	$ 902,298	$ 1,317,009	$ 1,352,598	$ 1,557,521	$ 2,517,909	$ 1,881,889	$ 11,050,247	$ 11,050,247	17.03%
50510 - Debt Administration Cost	$ 550	$ -	$ -	$ -	$ -	$ -	$ -	$ -	0.00%
52080 - Repairs and Maint- Resurfacing	$ -	$ -	$ -	$ 4,500,000	$ 5,938,820	$ 1,835,652	$ 6,000,000	$ 6,000,000	30.59%
53000 - Liability Insurance	$ 50,555	$ 46,922	$ 58,592	$ 78,509	$ 85,228	$ 107,122	$ 107,122	$ 106,858	100.00%
53020 - Unemployment Claims	$ 1,452	$ 1,482	$ 1,768	$ 1,076	$ 1,371	$ 1,444	$ 1,444	$ 1,441	100.00%
Personnel Services- Employee Benefits	**$ 469,134**	**$ 560,894**	**$ 494,166**	**$ 480,058**	**$ 490,870**	**$ 438,116**	**$ 558,608**	**$ 557,550**	**78.43%**
45000 - Healthcare Contribution	$ 70,479	$ 70,596	$ 77,722	$ 88,704	$ 97,634	$ 94,827	$ 93,616	$ 93,616	101.29%
45009 - Healthcare Subsidy	$ (31)	$ -	$ -	$ -	$ -	$ -	$ -	$ -	0.00%
45010 - Dental Contribution	$ 2,439	$ 2,666	$ 2,666	$ 2,946	$ 3,097	$ 2,402	$ 2,872	$ 2,872	83.63%
45019 - Dental Subsidy	$ 2	$ -	$ -	$ -	$ -	$ -	$ -	$ -	0.00%
45100 - FICA/SS Contribution	$ 170,552	$ 191,384	$ 180,435	$ 195,974	$ 206,301	$ 166,708	$ 232,895	$ 232,350	71.58%
45109 - FICA/SS Subsidy	$ (7,884)	$ -	$ -	$ -	$ -	$ -	$ -	$ -	0.00%
45200 - IMRF Contribution	$ 182,060	$ 222,656	$ 162,628	$ 132,746	$ 125,192	$ 119,010	$ 174,056	$ 173,667	68.37%

Committee Revenue Budget Report - by Account Detail

Through September 30, 2025 (83.3% YTD, 84.62% Payroll Expense through Pay Period Ending 09/27/2025)

***2020, 2021, 2022, 2023 and 2024 Actual Fiscal Year**

Department / Fund / Account Classification	2020 Actual Amount*	2021 Actual Amount*	2022 Actual Amount*	2023 Actual Amount*	2024 Actual Amount*	2025 Actual Amount	2025 Amended Budget	2025 Adopted Budget	2025 YTD% Actual/Amended Budget
45209 - IMRF Subsidy	$ (10,165)	$ -	$ -	$ -	$ -	$ -	$ -	$ -	0.00%
53010 - Workers Compensation	$ 61,682	$ 73,593	$ 70,715	$ 59,688	$ 58,646	$ 55,169	$ 55,169	$ 55,045	100.00%
Personnel Services- Salaries & Wages	**$ 2,228,137**	**$ 2,617,547**	**$ 2,475,105**	**$ 2,680,793**	**$ 2,808,103**	**$ 2,267,774**	**$ 3,187,372**	**$ 3,180,268**	**71.15%**
40000 - Salaries and Wages	$ 2,263,507	$ 2,339,806	$ 2,301,405	$ 2,562,431	$ 2,679,444	$ 2,146,169	$ 2,887,372	$ 2,880,268	74.33%
40002 - Non-Union Wage Increase	$ -	$ -	$ -	$ -	$ -	$ -	$ -	$ -	0.00%
40003 - Cost of Living Increase	$ -	$ -	$ -	$ -	$ -	$ -	$ -	$ -	0.00%
40007 - Equity Study Adjustments	$ -	$ -	$ -	$ -	$ -	$ -	$ -	$ -	0.00%
40009 - Salaries and Wages Subsidy	$ (126,429)	$ -	$ -	$ -	$ -	$ -	$ -	$ -	0.00%
40200 - Overtime Salaries	$ 91,059	$ 277,740	$ 173,700	$ 118,361	$ 128,659	$ 121,605	$ 300,000	$ 300,000	40.53%
Services	**$ 464,420**	**$ 506,290**	**$ 504,784**	**$ 568,934**	**$ 621,112**	**$ 416,914**	**$ 745,680**	**$ 745,680**	**55.91%**
45410 - Teamsters Contribution	$ 464,420	$ 506,290	$ 504,784	$ 568,934	$ 621,112	$ 416,914	$ 745,680	$ 745,680	55.91%
Transfers Out	**$ 3,599,801**	**$ 108,698**	**$ 92,169**	**$ 104,868**	**$ 109,934**	**$ 107,411**	**$ 107,411**	**$ 107,411**	**100.00%**
99000 - Transfer To Other Funds	$ 3,599,801	$ 108,698	$ -	$ -	$ -	$ -	$ -	$ -	0.00%
99001 - Transfer to General Fund 001	$ -	$ -	$ 92,169	$ 104,868	$ 109,934	$ 107,411	$ 107,411	$ 107,411	100.00%
303 County Highway Matching									
Revenue	***$ 69,167***	***$ 65,162***	***$ 61,905***	***$ 82,103***	***$ 76,532***	***$ 37,638***	***$ 160,000***	***$ 160,000***	***23.52%***
Interest Revenue	**$ 4,405**	**$ (101)**	**$ (4,949)**	**$ 16,718**	**$ 11,113**	**$ 1,367**	**$ 14,000**	**$ 14,000**	**9.77%**
38000 - Investment Income	$ 4,405	$ (101)	$ (4,949)	$ 16,718	$ 11,113	$ 1,367	$ 14,000	$ 14,000	9.77%
Other	**$ -**	**$ -**	**$ -**	**$ -**	**$ -**	**$ -**	**$ 80,775**	**$ 80,775**	**0.00%**
39900 - Fund Balance Utilization	$ -	$ -	$ -	$ -	$ -	$ -	$ 80,775	$ 80,775	0.00%
Transfers In	**$ -**	**$ -**	**$ 1,700**	**$ -**	**$ -**	**$ -**	**$ -**	**$ -**	**0.00%**
39000 - Transfer From Other Funds	$ -	$ -	$ 1,700	$ -	$ -	$ -	$ -	$ -	0.00%
Other Taxes	**$ 102**	**$ 44**	**$ 111**	**$ 97**	**$ 52**	**$ 12**	**$ 100**	**$ 100**	**11.81%**
30170 - TIF Distribution Tax	$ 102	$ 44	$ 111	$ 97	$ 52	$ 12	$ 100	$ 100	11.81%
Property Taxes	**$ 64,660**	**$ 65,219**	**$ 65,043**	**$ 65,288**	**$ 65,367**	**$ 36,259**	**$ 65,125**	**$ 65,125**	**55.68%**
30000 - Property Taxes	$ 64,660	$ 65,219	$ 64,881	$ 65,044	$ 65,134	$ 36,259	$ 65,125	$ 65,125	55.68%
30005 - Property Tax Revenue Recapture	$ -	$ -	$ 162	$ 244	$ 233	$ -	$ -	$ -	0.00%
Expenses	***$ -***	***$ -***	***$ 81,146***	***$ 81,850***	***$ 300,000***	***$ 155,530***	***$ 160,000***	***$ 160,000***	***97.21%***
Capital	**$ -**	**$ -**	**$ -**	**$ -**	**$ -**	**$ -**	**$ -**	**$ -**	**0.00%**
74010 - Highway Right of Way	$ -	$ -	$ -	$ -	$ -	$ -	$ -	$ -	0.00%
Commodities	**$ -**	**$ -**	**$ 81,146**	**$ 81,850**	**$ 300,000**	**$ 155,530**	**$ 160,000**	**$ 160,000**	**97.21%**
60390 - Rock Salt	$ -	$ -	$ 81,146	$ 81,850	$ 300,000	$ 155,530	$ 160,000	$ 160,000	97.21%
Contingency and Other	**$ -**	**$ -**	**$ -**	**$ -**	**$ -**	**$ -**	**$ -**	**$ -**	**0.00%**
89000 - Addition to Fund Balance	$ -	$ -	$ -	$ -	$ -	$ -	$ -	$ -	0.00%
304 Motor Fuel Local Option									
Revenue	***$ 8,799,233***	***$ 9,611,752***	***$ 9,198,670***	***$ 10,809,891***	***$ 11,430,021***	***$ 6,840,459***	***$ 14,854,492***	***$ 14,854,492***	***46.05%***
Interest Revenue	**$ 255,937**	**$ 3,613**	**$ (149,996)**	**$ 586,322**	**$ 760,665**	**$ 565,560**	**$ 480,000**	**$ 480,000**	**117.82%**
38000 - Investment Income	$ 255,937	$ 3,613	$ (149,996)	$ 586,322	$ 760,665	$ 565,560	$ 480,000	$ 480,000	117.82%
Other	**$ -**	**$ -**	**$ -**	**$ -**	**$ -**	**$ -**	**$ 3,901,102**	**$ 3,901,102**	**0.00%**
39900 - Fund Balance Utilization	$ -	$ -	$ -	$ -	$ -	$ -	$ 3,901,102	$ 3,901,102	0.00%
Reimbursements	**$ 129,277**	**$ 89,656**	**$ 202,774**	**$ 336,187**	**$ 477,719**	**$ 182,582**	**$ 150,000**	**$ 150,000**	**121.72%**
37150 - KDOT Service Reimbursement - Federal	$ 346	$ -	$ -	$ -	$ 24,412	$ 68,459	$ -	$ -	0.00%
37151 - KDOT Service Reimbursement - State	$ -	$ -	$ -	$ -	$ 171,028	$ -	$ -	$ -	0.00%
37152 - KDOT Service Reimbursement - Other	$ -	$ -	$ -	$ -	$ 26,105	$ -	$ -	$ -	0.00%

Committee Revenue Budget Report - by Account Detail

Through September 30, 2025 (83.3% YTD, 84.62% Payroll Expense through Pay Period Ending 09/27/2025)

***2020, 2021, 2022, 2023 and 2024 Actual Fiscal Year**

Department / Fund / Account Classification	2020 Actual Amount*	2021 Actual Amount*	2022 Actual Amount*	2023 Actual Amount*	2024 Actual Amount*	2025 Actual Amount	2025 Amended Budget	2025 Adopted Budget	2025 YTD% Actual/Amended Budget
37900 - Miscellaneous Reimbursement	$ 128,931	$ 89,656	$ 202,774	$ 336,187	$ 256,174	$ 114,122	$ 150,000	$ 150,000	76.08%
Charges for Services	**$ -**	**$ -**	**$ 33,923**	**$ 42,530**	**$ 13,218**	**$ -**	**$ -**	**$ -**	**0.00%**
34640 - Engineering Fees	$ -	$ -	$ 33,923	$ 42,530	$ 13,218	$ -	$ -	$ -	0.00%
Transfers In	**$ -**	**$ 673,500**	**$ -**	**$ -**	**$ -**	**$ -**	**$ -**	**$ -**	**0.00%**
39000 - Transfer From Other Funds	$ -	$ 673,500	$ -	$ -	$ -	$ -	$ -	$ -	0.00%
Other Taxes	**$ 8,414,019**	**$ 8,844,983**	**$ 9,111,970**	**$ 9,844,852**	**$ 10,178,419**	**$ 6,092,317**	**$ 10,323,390**	**$ 10,323,390**	**59.01%**
30150 - County Local Option Tax	$ 8,414,019	$ 8,844,983	$ 9,111,970	$ 9,844,852	$ 10,178,419	$ 6,092,317	$ 10,323,390	$ 10,323,390	59.01%
Expenses	***$ 12,159,759***	***$ 10,375,090***	***$ 11,208,752***	***$ 11,217,227***	***$ 5,724,386***	***$ 2,927,241***	***$ 14,854,492***	***$ 14,854,492***	***19.71%***
Capital	**$ 783,115**	**$ 532,900**	**$ 34,413**	**$ 871,591**	**$ 390,044**	**$ 607,023**	**$ 1,978,000**	**$ 1,978,000**	**30.69%**
70110 - Machinery and Equipment	$ -	$ -	$ -	$ 55,549	$ -	$ -	$ -	$ -	0.00%
73000 - Road Construction	$ 783,115	$ -	$ -	$ 813,942	$ 390,044	$ 607,023	$ 1,968,000	$ 1,968,000	30.84%
73010 - Bridge Construction	$ -	$ 532,280	$ 25,313	$ -	$ -	$ -	$ -	$ -	0.00%
74010 - Highway Right of Way	$ -	$ 620	$ 9,100	$ 2,100	$ -	$ -	$ 10,000	$ 10,000	0.00%
Commodities	**$ 1,700,421**	**$ 2,218,754**	**$ 1,795,361**	**$ 2,426,294**	**$ 2,172,174**	**$ 1,756,555**	**$ 3,257,000**	**$ 3,257,000**	**53.93%**
60210 - Uniform Supplies	$ 23,280	$ 22,016	$ 23,211	$ 24,851	$ 24,721	$ 12,149	$ 40,000	$ 40,000	30.37%
60330 - Vehicle Parts/Supplies	$ 135,972	$ 150,141	$ 172,641	$ 160,693	$ 203,693	$ 140,156	$ 175,000	$ 175,000	80.09%
60360 - Equipment Parts/Supplies	$ 74,063	$ 84,691	$ 77,411	$ 97,993	$ 124,043	$ 89,662	$ 100,000	$ 100,000	89.66%
60370 - Tools	$ 13,404	$ 9,277	$ 6,317	$ 12,074	$ 9,566	$ 14,850	$ 15,000	$ 15,000	99.00%
60390 - Rock Salt	$ 844,899	$ 1,038,303	$ 823,901	$ 619,745	$ 288,032	$ 553,421	$ 752,000	$ 752,000	73.59%
60410 - Culverts	$ 5,853	$ 2,106	$ 8,013	$ 3,424	$ 8,363	$ 9,709	$ 15,000	$ 15,000	64.72%
60420 - Road Material	$ 26,621	$ 20,129	$ 13,215	$ 35,565	$ 34,634	$ 17,716	$ 40,000	$ 40,000	44.29%
60440 - Traffic Markers and Barricades	$ -	$ 1,388	$ 8,310	$ 990	$ 4,612	$ -	$ 15,000	$ 15,000	0.00%
63020 - Utilities- Intersect Lighting	$ 576,330	$ 890,703	$ 662,341	$ 1,470,958	$ 1,474,512	$ 918,829	$ 2,105,000	$ 2,105,000	43.65%
63040 - Fuel- Vehicles	$ -	$ -	$ -	$ -	$ -	$ 63	$ -	$ -	0.00%
Contingency and Other	**$ -**	**$ -**	**$ -**	**$ -**	**$ -**	**$ -**	**$ -**	**$ -**	**0.00%**
89000 - Addition to Fund Balance	$ -	$ -	$ -	$ -	$ -	$ -	$ -	$ -	0.00%
Contractual Services	**$ 9,619,982**	**$ 7,566,395**	**$ 9,378,978**	**$ 7,919,342**	**$ 3,162,168**	**$ 563,662**	**$ 9,619,492**	**$ 9,619,492**	**5.86%**
50140 - Engineering Services	$ 850,519	$ 325,958	$ 374,589	$ 404,378	$ 456,330	$ 397,889	$ 2,603,000	$ 2,603,000	15.29%
52020 - Repairs and Maintenance- Roads	$ 10,720	$ 4,666	$ 12,679	$ 22,606	$ 40,386	$ 18,294	$ 86,492	$ 86,492	21.15%
52040 - Repairs and Maintenance- Bridges	$ 1,324,482	$ 686,758	$ 444,477	$ 153,886	$ -	$ 147,479	$ 1,980,000	$ 1,980,000	7.45%
52050 - Repairs and Maint- Cracksealing	$ 431,577	$ -	$ 406,438	$ 790,773	$ 243,264	$ -	$ 625,000	$ 625,000	0.00%
52070 - Repairs and Maint- Pavement Mark	$ 928,494	$ 766,626	$ 1,011,857	$ 960,876	$ 1,410,403	$ -	$ 1,550,000	$ 1,550,000	0.00%
52080 - Repairs and Maint- Resurfacing	$ 5,594,752	$ 5,782,388	$ 7,128,939	$ 5,586,822	$ 301,476	$ -	$ 2,000,000	$ 2,000,000	0.00%
52280 - Pavement Preservation	$ 479,438	$ -	$ -	$ -	$ 710,309	$ -	$ 775,000	$ 775,000	0.00%
Transfers Out	**$ 56,241**	**$ 57,041**	**$ -**	**$ -**	**$ -**	**$ -**	**$ -**	**$ -**	**0.00%**
99000 - Transfer To Other Funds	$ 56,241	$ 57,041	$ -	$ -	$ -	$ -	$ -	$ -	0.00%
305 Transportation Sales Tax									
Revenue	***$ 14,280,665***	***$ 20,235,643***	***$ 20,019,370***	***$ 22,209,458***	***$ 25,289,863***	***$ 27,968,068***	***$ 40,574,359***	***$ 32,651,531***	***68.93%***
Interest Revenue	**$ 517,513**	**$ (12,648)**	**$ (733,411)**	**$ 2,479,605**	**$ 3,184,763**	**$ 2,337,662**	**$ 2,019,000**	**$ 2,019,000**	**115.78%**
38000 - Investment Income	$ 517,513	$ (12,648)	$ (733,411)	$ 2,479,605	$ 3,184,763	$ 2,337,662	$ 2,019,000	$ 2,019,000	115.78%
Other	**$ -**	**$ -**	**$ -**	**$ -**	**$ -**	**$ 60,718**	**$ 7,223,916**	**$ 7,223,916**	**0.84%**
38530 - Auction Sales	$ -	$ -	$ -	$ -	$ -	$ 60,718	$ -	$ -	0.00%
39900 - Fund Balance Utilization	$ -	$ -	$ -	$ -	$ -	$ -	$ 7,223,916	$ 7,223,916	0.00%
Reimbursements	**$ 397,593**	**$ 2,928,458**	**$ 2,313,796**	**$ 1,308,054**	**$ 2,495,390**	**$ 13,418,312**	**$ 11,173,356**	**$ 3,250,528**	**120.09%**
37150 - KDOT Service Reimbursement - Federal	$ 395,850	$ 2,131,844	$ 1,321,068	$ 1,230,835	$ 1,331,318	$ 1,464,708	$ 2,220,528	$ 2,220,528	65.96%
37151 - KDOT Service Reimbursement - State	$ -	$ -	$ 7,625	$ 31,316	$ -	$ 11,342,001	$ 7,922,828	$ -	143.16%

Committee Revenue Budget Report - by Account Detail

Through September 30, 2025 (83.3% YTD, 84.62% Payroll Expense through Pay Period Ending 09/27/2025)

***2020, 2021, 2022, 2023 and 2024 Actual Fiscal Year**

Department / Fund / Account Classification	2020 Actual Amount*	2021 Actual Amount*	2022 Actual Amount*	2023 Actual Amount*	2024 Actual Amount*	2025 Actual Amount	2025 Amended Budget	2025 Adopted Budget	2025 YTD% Actual/Amended Budget
37152 - KDOT Service Reimbursement - Other	$ -	$ 796,613	$ 980,000	$ 37,306	$ 1,164,072	$ 611,378	$ 1,030,000	$ 1,030,000	59.36%
37900 - Miscellaneous Reimbursement	$ 1,743	$ -	$ 5,103	$ 8,598	$ -	$ 225	$ -	$ -	0.00%
Charges for Services	**$ -**	**$ -**	**$ -**	**$ -**	**$ -**	**$ -**	**$ -**	**$ -**	**0.00%**
35395 - Toll Revenue	$ -	$ -	$ -	$ -	$ -	$ -	$ -	$ -	0.00%
Transfers In	**$ -**	**$ 1,181,400**	**$ 174,715**	**$ 1,803**	**$ 41,087**	**$ 641**	**$ -**	**$ -**	**0.00%**
39000 - Transfer From Other Funds	$ -	$ 1,181,400	$ -	$ -	$ -	$ -	$ -	$ -	0.00%
39540 - Transfer From Transportation Capital Fund 540	$ -	$ -	$ -	$ -	$ 27,530	$ 641	$ -	$ -	0.00%
39621 - Transfer from Transit Sales Tax Debt Service Fund 621	$ -	$ -	$ 174,715	$ 1,803	$ -	$ -	$ -	$ -	0.00%
39624 - Transfer from Longmeadow Debt Service Fund 624	$ -	$ -	$ -	$ -	$ 13,557	$ -	$ -	$ -	0.00%
Other Taxes	**$ 13,365,559**	**$ 16,138,433**	**$ 18,064,271**	**$ 18,419,996**	**$ 19,568,623**	**$ 12,150,734**	**$ 20,158,087**	**$ 20,158,087**	**60.28%**
30105 - Sales Tax- RTA	$ 13,365,559	$ 16,138,433	$ 18,064,271	$ 18,419,996	$ 19,568,623	$ 12,150,734	$ 20,158,087	$ 20,158,087	60.28%
Grants	**$ -**	**$ -**	**$ 200,000**	**$ -**	**$ -**	**$ -**	**$ -**	**$ -**	**0.00%**
33900 - Grants - Other	$ -	$ -	$ 200,000	$ -	$ -	$ -	$ -	$ -	0.00%
Expenses	***$ 19,403,185***	***$ 12,086,200***	***$ 8,909,177***	***$ 21,040,419***	***$ 13,192,455***	***$ 8,598,413***	***$ 40,574,359***	***$ 32,651,531***	***21.19%***
Capital	**$ 13,043,072**	**$ 8,478,621**	**$ 3,846,028**	**$ 12,393,091**	**$ 5,224,121**	**$ 1,530,233**	**$ 20,723,525**	**$ 20,723,525**	**7.38%**
70120 - Special Purpose Equipment	$ -	$ -	$ -	$ -	$ -	$ -	$ 100,251	$ 100,251	0.00%
73000 - Road Construction	$ 3,660,899	$ 7,652,776	$ 1,980,953	$ 10,606,660	$ 4,920,744	$ 1,293,736	$ 18,813,274	$ 18,813,274	6.88%
73010 - Bridge Construction	$ 2,239,257	$ 270,458	$ 1,230,984	$ 1,419,376	$ 276,975	$ 29,618	$ -	$ -	0.00%
74010 - Highway Right of Way	$ 7,142,916	$ 555,388	$ 634,091	$ 367,055	$ 26,402	$ 206,879	$ 1,810,000	$ 1,810,000	11.43%
Contingency and Other	**$ -**	**$ -**	**$ -**	**$ -**	**$ -**	**$ -**	**$ -**	**$ -**	**0.00%**
89000 - Addition to Fund Balance	$ -	$ -	$ -	$ -	$ -	$ -	$ -	$ -	0.00%
Contractual Services	**$ 6,360,114**	**$ 3,607,579**	**$ 4,099,154**	**$ 6,926,363**	**$ 6,872,660**	**$ 3,475,752**	**$ 11,928,006**	**$ 11,928,006**	**29.14%**
50140 - Engineering Services	$ 4,607,985	$ 3,459,489	$ 2,635,083	$ 5,516,116	$ 4,994,191	$ 1,865,042	$ 8,544,256	$ 8,544,256	21.83%
50150 - Contractual/Consulting Services	$ 9,250	$ 28,000	$ 55,231	$ 57,648	$ 37,969	$ 41,500	$ 203,750	$ 203,750	20.37%
52040 - Repairs and Maintenance- Bridges	$ 730,357	$ -	$ -	$ 167,453	$ -	$ -	$ -	$ -	0.00%
52070 - Repairs and Maint- Pavement Mark	$ -	$ -	$ -	$ -	$ -	$ -	$ -	$ -	0.00%
52080 - Repairs and Maint- Resurfacing	$ 877,522	$ -	$ -	$ -	$ -	$ -	$ -	$ -	0.00%
52280 - Pavement Preservation	$ -	$ -	$ -	$ -	$ -	$ -	$ -	$ -	0.00%
55010 - External Grants	$ 135,000	$ 120,090	$ 1,408,841	$ 1,185,146	$ 1,840,499	$ 1,569,210	$ 3,180,000	$ 3,180,000	49.35%
Debt Service	**$ -**	**$ -**	**$ -**	**$ -**	**$ -**	**$ -**	**$ -**	**$ -**	**0.00%**
80500 - Debt Service Requirement	$ -	$ -	$ -	$ -	$ -	$ -	$ -	$ -	0.00%
Transfers Out	**$ -**	**$ -**	**$ 963,995**	**$ 1,720,965**	**$ 1,095,675**	**$ 3,592,428**	**$ 7,922,828**	**$ -**	**45.34%**
99000 - Transfer To Other Funds	$ -	$ -	$ -	$ -	$ -	$ -	$ -	$ -	0.00%
99001 - Transfer to General Fund 001	$ -	$ -	$ -	$ 2,085	$ -	$ -	$ -	$ -	0.00%
99624 - Transfer to Longmeadow Debt Service Fund 624	$ -	$ -	$ 963,995	$ 1,718,880	$ 1,095,675	$ 3,592,428	$ 7,922,828	$ -	45.34%
515 Longmeadow Bond Construction									
Revenue	***$ 117,602***	***$ 13,815***	***$ 4,635***	***$ 16,872***	***$ 17,514,984***	***$ 933,205***	***$ 941,205***	***$ 12,508,000***	***99.15%***
Interest Revenue	**$ 116,565**	**$ 13,815**	**$ 4,635**	**$ 16,872**	**$ 14,984**	**$ -**	**$ -**	**$ -**	**0.00%**
38000 - Investment Income	$ 116,565	$ 13,815	$ 4,635	$ 16,872	$ 14,984	$ -	$ -	$ -	0.00%
Other	**$ -**	**$ -**	**$ -**	**$ -**	**$ -**	**$ -**	**$ 8,000**	**$ 8,000**	**0.00%**
39900 - Fund Balance Utilization	$ -	$ -	$ -	$ -	$ -	$ -	$ 8,000	$ 8,000	0.00%
Reimbursements	**$ -**	**$ -**	**$ -**	**$ -**	**$ 17,500,000**	**$ 933,205**	**$ 933,205**	**$ 12,500,000**	**100.00%**
37151 - KDOT Service Reimbursement - State	$ -	$ -	$ -	$ -	$ 17,500,000	$ 933,205	$ 933,205	$ 12,500,000	100.00%
Transfers In	**$ 1,037**	**$ -**	**$ -**	**$ -**	**$ -**	**$ -**	**$ -**	**$ -**	**0.00%**
39000 - Transfer From Other Funds	$ 1,037	$ -	$ -	$ -	$ -	$ -	$ -	$ -	0.00%

Committee Revenue Budget Report - by Account Detail

Through September 30, 2025 (83.3% YTD, 84.62% Payroll Expense through Pay Period Ending 09/27/2025)

***2020, 2021, 2022, 2023 and 2024 Actual Fiscal Year**

Department / Fund / Account Classification	2020 Actual Amount*	2021 Actual Amount*	2022 Actual Amount*	2023 Actual Amount*	2024 Actual Amount*	2025 Actual Amount	2025 Amended Budget	2025 Adopted Budget	2025 YTD% Actual/Amended Budget
Expenses	***$ 5,199,372***	***$ 432,281***	***$ 115,263***	***$ -***	***$ 18,112,917***	***$ 933,205***	***$ 941,205***	***$ 12,508,000***	***99.15%***
Capital	**$ 5,199,372**	**$ 432,281**	**$ 115,263**	**$ -**	**$ -**	**$ -**	**$ -**	**$ -**	**0.00%**
73010 - Bridge Construction	$ 5,199,372	$ 432,281	$ 115,263	$ -	$ -	$ -	$ -	$ -	0.00%
Contractual Services	**$ -**	**$ -**	**$ -**	**$ -**	**$ -**	**$ -**	**$ -**	**$ -**	**0.00%**
50000 - Project Administration Services	$ -	$ -	$ -	$ -	$ -	$ -	$ -	$ -	0.00%
Debt Service	**$ -**	**$ -**	**$ -**	**$ -**	**$ -**	**$ -**	**$ 8,000**	**$ 12,508,000**	**0.00%**
88980 - Transfer to Escrow Agent	$ -	$ -	$ -	$ -	$ -	$ -	$ 8,000	$ 12,508,000	0.00%
Transfers Out	**$ -**	**$ -**	**$ -**	**$ -**	**$ 18,112,917**	**$ 933,205**	**$ 933,205**	**$ -**	**100.00%**
99624 - Transfer to Longmeadow Debt Service Fund 624	$ -	$ -	$ -	$ -	$ 18,112,917	$ 933,205	$ 933,205	$ -	100.00%
540 Transportation Capital									
Revenue	***$ 785,728***	***$ 342,588***	***$ 120,250***	***$ 11,432***	***$ 1,150***	***$ 13***	***$ -***	***$ -***	***0.00%***
Interest Revenue	**$ 26,075**	**$ 539**	**$ (2,784)**	**$ 11,432**	**$ 1,150**	**$ 13**	**$ -**	**$ -**	**0.00%**
38000 - Investment Income	$ 26,075	$ 539	$ (2,784)	$ 11,432	$ 1,150	$ 13	$ -	$ -	0.00%
Other	**$ -**	**$ -**	**$ -**	**$ -**	**$ -**	**$ -**	**$ -**	**$ -**	**0.00%**
39900 - Fund Balance Utilization	$ -	$ -	$ -	$ -	$ -	$ -	$ -	$ -	0.00%
Reimbursements	**$ 759,653**	**$ 302,149**	**$ 123,034**	**$ -**	**$ -**	**$ -**	**$ -**	**$ -**	**0.00%**
37150 - KDOT Service Reimbursement - Federal	$ 759,653	$ 268,950	$ 123,034	$ -	$ -	$ -	$ -	$ -	0.00%
37151 - KDOT Service Reimbursement - State	$ -	$ 33,199	$ -	$ -	$ -	$ -	$ -	$ -	0.00%
Transfers In	**$ -**	**$ 39,900**	**$ -**	**$ -**	**$ -**	**$ -**	**$ -**	**$ -**	**0.00%**
39000 - Transfer From Other Funds	$ -	$ 39,900	$ -	$ -	$ -	$ -	$ -	$ -	0.00%
Expenses	***$ 1,088,946***	***$ 1,764,351***	***$ 201,374***	***$ 211,677***	***$ 27,530***	***$ 641***	***$ -***	***$ -***	***0.00%***
Capital	**$ -**	**$ 1,413,579**	**$ -**	**$ 200,000**	**$ -**	**$ -**	**$ -**	**$ -**	**0.00%**
73000 - Road Construction	$ -	$ 1,413,579	$ -	$ 200,000	$ -	$ -	$ -	$ -	0.00%
Contingency and Other	**$ -**	**$ -**	**$ -**	**$ -**	**$ -**	**$ -**	**$ -**	**$ -**	**0.00%**
89000 - Addition to Fund Balance	$ -	$ -	$ -	$ -	$ -	$ -	$ -	$ -	0.00%
Contractual Services	**$ 1,088,946**	**$ 350,772**	**$ 201,374**	**$ 11,677**	**$ -**	**$ -**	**$ -**	**$ -**	**0.00%**
50140 - Engineering Services	$ 1,088,946	$ 350,772	$ 201,374	$ 11,677	$ -	$ -	$ -	$ -	0.00%
Transfers Out	**$ -**	**$ -**	**$ -**	**$ -**	**$ 27,530**	**$ 641**	**$ -**	**$ -**	**0.00%**
99305 - Transfer to Transportation Sales Tax Fund 305	$ -	$ -	$ -	$ -	$ 27,530	$ 641	$ -	$ -	0.00%
550 Aurora Area Impact Fees									
Revenue	***$ 10,642***	***$ (3,002)***	***$ (5,598)***	***$ 32,472***	***$ 7,414***	***$ 3***	***$ -***	***$ -***	***0.00%***
Interest Revenue	**$ 10,642**	**$ (2)**	**$ (8,598)**	**$ 32,472**	**$ 7,414**	**$ 3**	**$ -**	**$ -**	**0.00%**
38000 - Investment Income	$ 10,642	$ (2)	$ (8,598)	$ 32,472	$ 7,414	$ 3	$ -	$ -	0.00%
Other	**$ -**	**$ -**	**$ -**	**$ -**	**$ -**	**$ -**	**$ -**	**$ -**	**0.00%**
39900 - Fund Balance Utilization	$ -	$ -	$ -	$ -	$ -	$ -	$ -	$ -	0.00%
Charges for Services	**$ -**	**$ -**	**$ -**	**$ -**	**$ -**	**$ -**	**$ -**	**$ -**	**0.00%**
34660 - Impact Fees	$ -	$ -	$ -	$ -	$ -	$ -	$ -	$ -	0.00%
Transfers In	**$ -**	**$ (3,000)**	**$ 3,000**	**$ -**	**$ -**	**$ -**	**$ -**	**$ -**	**0.00%**
39000 - Transfer From Other Funds	$ -	$ (3,000)	$ 3,000	$ -	$ -	$ -	$ -	$ -	0.00%
Expenses	***$ -***	***$ 1,200***	***$ 10,000***	***$ -***	***$ 729,895***	***$ -***	***$ -***	***$ -***	***0.00%***
Capital	**$ -**	**$ -**	**$ -**	**$ -**	**$ -**	**$ -**	**$ -**	**$ -**	**0.00%**
73000 - Road Construction	$ -	$ -	$ -	$ -	$ -	$ -	$ -	$ -	0.00%
Contingency and Other	**$ -**	**$ -**	**$ -**	**$ -**	**$ -**	**$ -**	**$ -**	**$ -**	**0.00%**

Committee Revenue Budget Report - by Account Detail

Through September 30, 2025 (83.3% YTD, 84.62% Payroll Expense through Pay Period Ending 09/27/2025)

***2020, 2021, 2022, 2023 and 2024 Actual Fiscal Year**

Department / Fund / Account Classification	2020 Actual Amount*	2021 Actual Amount*	2022 Actual Amount*	2023 Actual Amount*	2024 Actual Amount*	2025 Actual Amount	2025 Amended Budget	2025 Adopted Budget	2025 YTD% Actual/Amended Budget
89000 - Addition to Fund Balance	$ -	$ -	$ -	$ -	$ -	$ -	$ -	$ -	0.00%
Contractual Services	**$ -**	**$ -**	**$ -**	**$ -**	**$ -**	**$ -**	**$ -**	**$ -**	**0.00%**
50140 - Engineering Services	$ -	$ -	$ -	$ -	$ -	$ -	$ -	$ -	0.00%
Transfers Out	**$ -**	**$ 1,200**	**$ 10,000**	**$ -**	**$ 729,895**	**$ -**	**$ -**	**$ -**	**0.00%**
99000 - Transfer To Other Funds	$ -	$ 1,200	$ -	$ -	$ -	$ -	$ -	$ -	0.00%
99560 - Transfer to South Impact Fees Fund 560	$ -	$ -	$ 10,000	$ -	$ 729,895	$ -	$ -	$ -	0.00%
551 Campton Hills Impact Fees									
Revenue	***$ 7,161***	***$ (7,913)***	***$ 2,051***	***$ 7,084***	***$ 411***	***$ 0***	***$ -***	***$ -***	***0.00%***
Interest Revenue	**$ 7,161**	**$ (113)**	**$ (449)**	**$ 1,784**	**$ 411**	**$ 0**	**$ -**	**$ -**	**0.00%**
38000 - Investment Income	$ 7,161	$ (113)	$ (449)	$ 1,784	$ 411	$ 0	$ -	$ -	0.00%
Other	**$ -**	**$ -**	**$ -**	**$ -**	**$ -**	**$ -**	**$ -**	**$ -**	**0.00%**
39900 - Fund Balance Utilization	$ -	$ -	$ -	$ -	$ -	$ -	$ -	$ -	0.00%
Charges for Services	**$ -**	**$ -**	**$ -**	**$ -**	**$ -**	**$ -**	**$ -**	**$ -**	**0.00%**
34660 - Impact Fees	$ -	$ -	$ -	$ -	$ -	$ -	$ -	$ -	0.00%
Transfers In	**$ -**	**$ (7,800)**	**$ 2,500**	**$ 5,300**	**$ -**	**$ -**	**$ -**	**$ -**	**0.00%**
39000 - Transfer From Other Funds	$ -	$ (7,800)	$ 2,500	$ 5,300	$ -	$ -	$ -	$ -	0.00%
Expenses	***$ 597,124***	***$ -***	***$ 2,500***	***$ -***	***$ 40,108***	***$ -***	***$ -***	***$ -***	***0.00%***
Capital	**$ 473,153**	**$ -**	**$ -**	**$ -**	**$ -**	**$ -**	**$ -**	**$ -**	**0.00%**
73000 - Road Construction	$ 473,153	$ -	$ -	$ -	$ -	$ -	$ -	$ -	0.00%
Contingency and Other	**$ -**	**$ -**	**$ -**	**$ -**	**$ -**	**$ -**	**$ -**	**$ -**	**0.00%**
89000 - Addition to Fund Balance	$ -	$ -	$ -	$ -	$ -	$ -	$ -	$ -	0.00%
Contractual Services	**$ 123,972**	**$ -**	**$ -**	**$ -**	**$ -**	**$ -**	**$ -**	**$ -**	**0.00%**
50140 - Engineering Services	$ 123,972	$ -	$ -	$ -	$ -	$ -	$ -	$ -	0.00%
Transfers Out	**$ -**	**$ -**	**$ 2,500**	**$ -**	**$ 40,108**	**$ -**	**$ -**	**$ -**	**0.00%**
99000 - Transfer To Other Funds	$ -	$ -	$ -	$ -	$ -	$ -	$ -	$ -	0.00%
99559 - Transfer to Central Impact Fees Fund 559	$ -	$ -	$ 2,500	$ -	$ 40,108	$ -	$ -	$ -	0.00%
552 Greater Elgin Impact Fees									
Revenue	***$ 8,658***	***$ 24***	***$ (5,433)***	***$ 15,481***	***$ 656***	***$ 0***	***$ -***	***$ -***	***0.00%***
Interest Revenue	**$ 8,658**	**$ 24**	**$ (5,433)**	**$ 15,481**	**$ 656**	**$ 0**	**$ -**	**$ -**	**0.00%**
38000 - Investment Income	$ 8,658	$ 24	$ (5,433)	$ 15,481	$ 656	$ 0	$ -	$ -	0.00%
Other	**$ -**	**$ -**	**$ -**	**$ -**	**$ -**	**$ -**	**$ -**	**$ -**	**0.00%**
39900 - Fund Balance Utilization	$ -	$ -	$ -	$ -	$ -	$ -	$ -	$ -	0.00%
Charges for Services	**$ -**	**$ -**	**$ -**	**$ -**	**$ -**	**$ -**	**$ -**	**$ -**	**0.00%**
34660 - Impact Fees	$ -	$ -	$ -	$ -	$ -	$ -	$ -	$ -	0.00%
Transfers In	**$ -**	**$ -**	**$ -**	**$ -**	**$ -**	**$ -**	**$ -**	**$ -**	**0.00%**
39000 - Transfer From Other Funds	$ -	$ -	$ -	$ -	$ -	$ -	$ -	$ -	0.00%
Expenses	***$ -***	***$ 9,760***	***$ 384,077***	***$ 130,016***	***$ 64,294***	***$ -***	***$ -***	***$ -***	***0.00%***
Capital	**$ -**	**$ -**	**$ 384,077**	**$ 130,016**	**$ -**	**$ -**	**$ -**	**$ -**	**0.00%**
73000 - Road Construction	$ -	$ -	$ 384,077	$ 130,016	$ -	$ -	$ -	$ -	0.00%
Contingency and Other	**$ -**	**$ -**	**$ -**	**$ -**	**$ -**	**$ -**	**$ -**	**$ -**	**0.00%**
89000 - Addition to Fund Balance	$ -	$ -	$ -	$ -	$ -	$ -	$ -	$ -	0.00%
Contractual Services	**$ -**	**$ -**	**$ -**	**$ -**	**$ -**	**$ -**	**$ -**	**$ -**	**0.00%**
50140 - Engineering Services	$ -	$ -	$ -	$ -	$ -	$ -	$ -	$ -	0.00%

Committee Revenue Budget Report - by Account Detail

Through September 30, 2025 (83.3% YTD, 84.62% Payroll Expense through Pay Period Ending 09/27/2025)

***2020, 2021, 2022, 2023 and 2024 Actual Fiscal Year**

Department / Fund / Account Classification	2020 Actual Amount*	2021 Actual Amount*	2022 Actual Amount*	2023 Actual Amount*	2024 Actual Amount*	2025 Actual Amount	2025 Amended Budget	2025 Adopted Budget	2025 YTD% Actual/Amended Budget
Transfers Out	**$ -**	**$ 9,760**	**$ -**	**$ -**	**$ 64,294**	**$ -**	**$ -**	**$ -**	**0.00%**
99000 - Transfer To Other Funds	$ -	$ 9,760	$ -	$ -	$ -	$ -	$ -	$ -	0.00%
99558 - Transfer to North Impact Fees Fund 558	$ -	$ -	$ -	$ -	$ 64,294	$ -	$ -	$ -	0.00%
553 Northwest Impact Fees									
Revenue	***$ 5,397***	***$ (662)***	***$ (3,786)***	***$ 10,764***	***$ 191***	***$ 0***	***$ -***	***$ -***	***0.00%***
Interest Revenue	**$ 5,397**	**$ 11**	**$ (4,459)**	**$ 10,764**	**$ 191**	**$ 0**	**$ -**	**$ -**	**0.00%**
38000 - Investment Income	$ 5,397	$ 11	$ (4,459)	$ 10,764	$ 191	$ 0	$ -	$ -	0.00%
Other	**$ -**	**$ -**	**$ -**	**$ -**	**$ -**	**$ -**	**$ -**	**$ -**	**0.00%**
39900 - Fund Balance Utilization	$ -	$ -	$ -	$ -	$ -	$ -	$ -	$ -	0.00%
Charges for Services	**$ -**	**$ -**	**$ -**	**$ -**	**$ -**	**$ -**	**$ -**	**$ -**	**0.00%**
34660 - Impact Fees	$ -	$ -	$ -	$ -	$ -	$ -	$ -	$ -	0.00%
Transfers In	**$ -**	**$ (673)**	**$ 673**	**$ -**	**$ -**	**$ -**	**$ -**	**$ -**	**0.00%**
39000 - Transfer From Other Funds	$ -	$ (673)	$ 673	$ -	$ -	$ -	$ -	$ -	0.00%
Expenses	***$ -***	***$ 1,027***	***$ 345,000***	***$ -***	***$ 18,816***	***$ -***	***$ -***	***$ -***	***0.00%***
Capital	**$ -**	**$ -**	**$ 345,000**	**$ -**	**$ -**	**$ -**	**$ -**	**$ -**	**0.00%**
73000 - Road Construction	$ -	$ -	$ 345,000	$ -	$ -	$ -	$ -	$ -	0.00%
Contingency and Other	**$ -**	**$ -**	**$ -**	**$ -**	**$ -**	**$ -**	**$ -**	**$ -**	**0.00%**
89000 - Addition to Fund Balance	$ -	$ -	$ -	$ -	$ -	$ -	$ -	$ -	0.00%
Transfers Out	**$ -**	**$ 1,027**	**$ -**	**$ -**	**$ 18,816**	**$ -**	**$ -**	**$ -**	**0.00%**
99000 - Transfer To Other Funds	$ -	$ 1,027	$ -	$ -	$ -	$ -	$ -	$ -	0.00%
99558 - Transfer to North Impact Fees Fund 558	$ -	$ -	$ -	$ -	$ 18,816	$ -	$ -	$ -	0.00%
554 Southwest Impact Fees									
Revenue	***$ 3,915***	***$ 38***	***$ 1,239***	***$ 29***	***$ (1)***	***$ -***	***$ -***	***$ -***	***0.00%***
Interest Revenue	**$ 3,915**	**$ 38**	**$ 1,239**	**$ 29**	**$ (1)**	**$ -**	**$ -**	**$ -**	**0.00%**
38000 - Investment Income	$ 3,915	$ 38	$ 1,239	$ 29	$ (1)	$ -	$ -	$ -	0.00%
Other	**$ -**	**$ -**	**$ -**	**$ -**	**$ -**	**$ -**	**$ -**	**$ -**	**0.00%**
39900 - Fund Balance Utilization	$ -	$ -	$ -	$ -	$ -	$ -	$ -	$ -	0.00%
Charges for Services	**$ -**	**$ -**	**$ -**	**$ -**	**$ -**	**$ -**	**$ -**	**$ -**	**0.00%**
34660 - Impact Fees	$ -	$ -	$ -	$ -	$ -	$ -	$ -	$ -	0.00%
Transfers In	**$ -**	**$ -**	**$ -**	**$ -**	**$ -**	**$ -**	**$ -**	**$ -**	**0.00%**
39000 - Transfer From Other Funds	$ -	$ -	$ -	$ -	$ -	$ -	$ -	$ -	0.00%
Expenses	***$ 138,196***	***$ 18,763***	***$ 153,165***	***$ 110***	***$ 1***	***$ -***	***$ -***	***$ -***	***0.00%***
Capital	**$ -**	**$ -**	**$ 110,000**	**$ -**	**$ -**	**$ -**	**$ -**	**$ -**	**0.00%**
73000 - Road Construction	$ -	$ -	$ -	$ -	$ -	$ -	$ -	$ -	0.00%
74010 - Highway Right of Way	$ -	$ -	$ 110,000	$ -	$ -	$ -	$ -	$ -	0.00%
Contingency and Other	**$ -**	**$ -**	**$ -**	**$ -**	**$ -**	**$ -**	**$ -**	**$ -**	**0.00%**
89000 - Addition to Fund Balance	$ -	$ -	$ -	$ -	$ -	$ -	$ -	$ -	0.00%
Contractual Services	**$ 138,196**	**$ 17,743**	**$ -**	**$ -**	**$ -**	**$ -**	**$ -**	**$ -**	**0.00%**
50140 - Engineering Services	$ 138,196	$ 17,743	$ -	$ -	$ -	$ -	$ -	$ -	0.00%
Transfers Out	**$ -**	**$ 1,020**	**$ 43,165**	**$ 110**	**$ 1**	**$ -**	**$ -**	**$ -**	**0.00%**
99000 - Transfer To Other Funds	$ -	$ 1,020	$ -	$ -	$ -	$ -	$ -	$ -	0.00%
99560 - Transfer to South Impact Fees Fund 560	$ -	$ -	$ 43,165	$ 110	$ 1	$ -	$ -	$ -	0.00%

Committee Revenue Budget Report - by Account Detail

Through September 30, 2025 (83.3% YTD, 84.62% Payroll Expense through Pay Period Ending 09/27/2025)

***2020, 2021, 2022, 2023 and 2024 Actual Fiscal Year**

Department / Fund / Account Classification	2020 Actual Amount*	2021 Actual Amount*	2022 Actual Amount*	2023 Actual Amount*	2024 Actual Amount*	2025 Actual Amount	2025 Amended Budget	2025 Adopted Budget	2025 YTD% Actual/Amended Budget
555 Tri-Cities Impact Fees									
Revenue	***$ 7,421***	***$ (11,193)***	***$ 11,638***	***$ 10***	***$ (0)***	***$ -***	***$ -***	***$ -***	***0.00%***
Interest Revenue	**$ 7,421**	**$ 7**	**$ 438**	**$ 10**	**$ (0)**	**$ -**	**$ -**	**$ -**	**0.00%**
38000 - Investment Income	$ 7,421	$ 7	$ 438	$ 10	$ (0)	$ -	$ -	$ -	0.00%
Other	**$ -**	**$ -**	**$ -**	**$ -**	**$ -**	**$ -**	**$ -**	**$ -**	**0.00%**
39900 - Fund Balance Utilization	$ -	$ -	$ -	$ -	$ -	$ -	$ -	$ -	0.00%
Charges for Services	**$ -**	**$ -**	**$ -**	**$ -**	**$ -**	**$ -**	**$ -**	**$ -**	**0.00%**
34660 - Impact Fees	$ -	$ -	$ -	$ -	$ -	$ -	$ -	$ -	0.00%
Transfers In	**$ -**	**$ (11,200)**	**$ 11,200**	**$ -**	**$ -**	**$ -**	**$ -**	**$ -**	**0.00%**
39000 - Transfer From Other Funds	$ -	$ (11,200)	$ 11,200	$ -	$ -	$ -	$ -	$ -	0.00%
Expenses	***$ 635,873***	***$ 400***	***$ 43,426***	***$ 52***	***$ 1***	***$ -***	***$ -***	***$ -***	***0.00%***
Capital	**$ 633,956**	**$ -**	**$ -**	**$ -**	**$ -**	**$ -**	**$ -**	**$ -**	**0.00%**
73000 - Road Construction	$ 24,514	$ -	$ -	$ -	$ -	$ -	$ -	$ -	0.00%
73010 - Bridge Construction	$ 609,442	$ -	$ -	$ -	$ -	$ -	$ -	$ -	0.00%
Contingency and Other	**$ -**	**$ -**	**$ -**	**$ -**	**$ -**	**$ -**	**$ -**	**$ -**	**0.00%**
89000 - Addition to Fund Balance	$ -	$ -	$ -	$ -	$ -	$ -	$ -	$ -	0.00%
Contractual Services	**$ 1,918**	**$ -**	**$ 26,086**	**$ -**	**$ -**	**$ -**	**$ -**	**$ -**	**0.00%**
50140 - Engineering Services	$ 1,918	$ -	$ 26,086	$ -	$ -	$ -	$ -	$ -	0.00%
Transfers Out	**$ -**	**$ 400**	**$ 17,340**	**$ 52**	**$ 1**	**$ -**	**$ -**	**$ -**	**0.00%**
99000 - Transfer To Other Funds	$ -	$ 400	$ -	$ -	$ -	$ -	$ -	$ -	0.00%
99300 - Transfer to County Highway Fund 300	$ -	$ -	$ -	$ -	$ -	$ -	$ -	$ -	0.00%
99559 - Transfer to Central Impact Fees Fund 559	$ -	$ -	$ 17,340	$ 52	$ 1	$ -	$ -	$ -	0.00%
556 Upper Fox Impact Fees									
Revenue	***$ 7,763***	***$ (2,980)***	***$ (1,342)***	***$ 10,880***	***$ 463***	***$ 0***	***$ -***	***$ -***	***0.00%***
Interest Revenue	**$ 7,763**	**$ (0)**	**$ (4,322)**	**$ 10,880**	**$ 463**	**$ 0**	**$ -**	**$ -**	**0.00%**
38000 - Investment Income	$ 7,763	$ (0)	$ (4,322)	$ 10,880	$ 463	$ 0	$ -	$ -	0.00%
Other	**$ -**	**$ -**	**$ -**	**$ -**	**$ -**	**$ -**	**$ -**	**$ -**	**0.00%**
39900 - Fund Balance Utilization	$ -	$ -	$ -	$ -	$ -	$ -	$ -	$ -	0.00%
Charges for Services	**$ -**	**$ -**	**$ -**	**$ -**	**$ -**	**$ -**	**$ -**	**$ -**	**0.00%**
34660 - Impact Fees	$ -	$ -	$ -	$ -	$ -	$ -	$ -	$ -	0.00%
Transfers In	**$ -**	**$ (2,980)**	**$ 2,980**	**$ -**	**$ -**	**$ -**	**$ -**	**$ -**	**0.00%**
39000 - Transfer From Other Funds	$ -	$ (2,980)	$ 2,980	$ -	$ -	$ -	$ -	$ -	0.00%
Expenses	***$ 318,644***	***$ 1,020***	***$ 308,000***	***$ -***	***$ 45,356***	***$ -***	***$ -***	***$ -***	***0.00%***
Capital	**$ 318,644**	**$ -**	**$ 308,000**	**$ -**	**$ -**	**$ -**	**$ -**	**$ -**	**0.00%**
73000 - Road Construction	$ 318,644	$ -	$ 308,000	$ -	$ -	$ -	$ -	$ -	0.00%
Contingency and Other	**$ -**	**$ -**	**$ -**	**$ -**	**$ -**	**$ -**	**$ -**	**$ -**	**0.00%**
89000 - Addition to Fund Balance	$ -	$ -	$ -	$ -	$ -	$ -	$ -	$ -	0.00%
Transfers Out	**$ -**	**$ 1,020**	**$ -**	**$ -**	**$ 45,356**	**$ -**	**$ -**	**$ -**	**0.00%**
99000 - Transfer To Other Funds	$ -	$ 1,020	$ -	$ -	$ -	$ -	$ -	$ -	0.00%
99300 - Transfer to County Highway Fund 300	$ -	$ -	$ -	$ -	$ -	$ -	$ -	$ -	0.00%
99558 - Transfer to North Impact Fees Fund 558	$ -	$ -	$ -	$ -	$ 45,356	$ -	$ -	$ -	0.00%
557 West Central Impact Fees									

Committee Revenue Budget Report - by Account Detail

Through September 30, 2025 (83.3% YTD, 84.62% Payroll Expense through Pay Period Ending 09/27/2025)

***2020, 2021, 2022, 2023 and 2024 Actual Fiscal Year**

Department / Fund / Account Classification	2020 Actual Amount*	2021 Actual Amount*	2022 Actual Amount*	2023 Actual Amount*	2024 Actual Amount*	2025 Actual Amount	2025 Amended Budget	2025 Adopted Budget	2025 YTD% Actual/Amended Budget
Revenue	***$ 622***	***$ 5***	***$ (444)***	***$ 1,744***	***$ 402***	***$ 0***	***$ -***	***$ -***	***0.00%***
Interest Revenue	**$ 622**	**$ 5**	**$ (444)**	**$ 1,744**	**$ 402**	**$ 0**	**$ -**	**$ -**	**0.00%**
38000 - Investment Income	$ 622	$ 5	$ (444)	$ 1,744	$ 402	$ 0	$ -	$ -	0.00%
Other	**$ -**	**$ -**	**$ -**	**$ -**	**$ -**	**$ -**	**$ -**	**$ -**	**0.00%**
39900 - Fund Balance Utilization	$ -	$ -	$ -	$ -	$ -	$ -	$ -	$ -	0.00%
Charges for Services	**$ -**	**$ -**	**$ -**	**$ -**	**$ -**	**$ -**	**$ -**	**$ -**	**0.00%**
34660 - Impact Fees	$ -	$ -	$ -	$ -	$ -	$ -	$ -	$ -	0.00%
Expenses	***$ -***	***$ 728***	***$ 2,000***	***$ -***	***$ 39,217***	***$ -***	***$ -***	***$ -***	***0.00%***
Capital	**$ -**	**$ -**	**$ -**	**$ -**	**$ -**	**$ -**	**$ -**	**$ -**	**0.00%**
73000 - Road Construction	$ -	$ -	$ -	$ -	$ -	$ -	$ -	$ -	0.00%
Transfers Out	**$ -**	**$ 728**	**$ 2,000**	**$ -**	**$ 39,217**	**$ -**	**$ -**	**$ -**	**0.00%**
99000 - Transfer To Other Funds	$ -	$ 728	$ -	$ -	$ -	$ -	$ -	$ -	0.00%
99300 - Transfer to County Highway Fund 300	$ -	$ -	$ -	$ -	$ -	$ -	$ -	$ -	0.00%
99559 - Transfer to Central Impact Fees Fund 559	$ -	$ -	$ 2,000	$ -	$ 39,217	$ -	$ -	$ -	0.00%
558 North Impact Fees									
Revenue	***$ 603,567***	***$ 2,830,697***	***$ 2,139,575***	***$ 2,800,381***	***$ 1,996,962***	***$ 5,226,078***	***$ 6,901,967***	***$ 3,258,000***	***75.72%***
Interest Revenue	**$ 32,067**	**$ (5,360)**	**$ (100,815)**	**$ 321,659**	**$ 296,575**	**$ 223,060**	**$ 258,000**	**$ 258,000**	**86.46%**
38000 - Investment Income	$ 32,067	$ (5,360)	$ (100,815)	$ 321,659	$ 296,575	$ 223,060	$ 258,000	$ 258,000	86.46%
Other	**$ -**	**$ 297**	**$ -**	**$ -**	**$ -**	**$ -**	**$ -**	**$ -**	**0.00%**
38900 - Miscellaneous Other	$ -	$ 297	$ -	$ -	$ -	$ -	$ -	$ -	0.00%
39900 - Fund Balance Utilization	$ -	$ -	$ -	$ -	$ -	$ -	$ -	$ -	0.00%
Reimbursements	**$ -**	**$ -**	**$ -**	**$ -**	**$ 115,000**	**$ 3,643,967**	**$ 3,643,967**	**$ -**	**100.00%**
37151 - KDOT Service Reimbursement - State	$ -	$ -	$ -	$ -	$ 115,000	$ 3,643,967	$ 3,643,967	$ -	100.00%
Charges for Services	**$ 571,500**	**$ 2,700,742**	**$ 1,924,209**	**$ 2,478,722**	**$ 1,456,920**	**$ 1,359,051**	**$ 3,000,000**	**$ 3,000,000**	**45.30%**
34660 - Impact Fees	$ 571,500	$ 2,700,742	$ 1,924,209	$ 2,478,722	$ 1,456,920	$ 1,359,051	$ 3,000,000	$ 3,000,000	45.30%
Transfers In	**$ -**	**$ 135,019**	**$ 316,181**	**$ -**	**$ 128,467**	**$ -**	**$ -**	**$ -**	**0.00%**
39000 - Transfer From Other Funds	$ -	$ 135,019	$ 316,181	$ -	$ -	$ -	$ -	$ -	0.00%
39552 - Transfer from Greater Elgin Impact Fees Fund 552	$ -	$ -	$ -	$ -	$ 64,294	$ -	$ -	$ -	0.00%
39553 - Transfer from Northwest Impact Fees Fund 553	$ -	$ -	$ -	$ -	$ 18,816	$ -	$ -	$ -	0.00%
39556 - Transfer from Upper Fox Impact Fees Fund 556	$ -	$ -	$ -	$ -	$ 45,356	$ -	$ -	$ -	0.00%
Expenses	***$ 801,626***	***$ 191,187***	***$ 781,133***	***$ 4,021,443***	***$ 946,385***	***$ 4,218,163***	***$ 6,901,967***	***$ 3,258,000***	***61.12%***
Capital	**$ -**	**$ -**	**$ 712,480**	**$ 4,000,066**	**$ 942,675**	**$ 574,196**	**$ 1,277,307**	**$ 454,924**	**44.95%**
73000 - Road Construction	$ -	$ -	$ 710,000	$ 4,000,000	$ 755,851	$ 373,801	$ 1,098,307	$ 275,924	34.03%
74010 - Highway Right of Way	$ -	$ -	$ 2,480	$ 66	$ 186,824	$ 200,395	$ 179,000	$ 179,000	111.95%
Contingency and Other	**$ -**	**$ -**	**$ -**	**$ -**	**$ -**	**$ -**	**$ 1,630,693**	**$ 2,453,076**	**0.00%**
89000 - Addition to Fund Balance	$ -	$ -	$ -	$ -	$ -	$ -	$ 1,630,693	$ 2,453,076	0.00%
Contractual Services	**$ 801,626**	**$ 191,187**	**$ 31,153**	**$ 21,377**	**$ 3,710**	**$ -**	**$ 350,000**	**$ 350,000**	**0.00%**
50140 - Engineering Services	$ 801,626	$ 191,187	$ 31,153	$ 21,377	$ 3,710	$ -	$ 350,000	$ 350,000	0.00%
Transfers Out	**$ -**	**$ -**	**$ 37,500**	**$ -**	**$ -**	**$ 3,643,967**	**$ 3,643,967**	**$ -**	**100.00%**
99000 - Transfer To Other Funds	$ -	$ -	$ -	$ -	$ -	$ -	$ -	$ -	0.00%
99300 - Transfer to County Highway Fund 300	$ -	$ -	$ 37,500	$ -	$ -	$ -	$ -	$ -	0.00%
99624 - Transfer to Longmeadow Debt Service Fund 624	$ -	$ -	$ -	$ -	$ -	$ 3,643,967	$ 3,643,967	$ -	100.00%
559 Central Impact Fees									

Committee Revenue Budget Report - by Account Detail

Through September 30, 2025 (83.3% YTD, 84.62% Payroll Expense through Pay Period Ending 09/27/2025)

***2020, 2021, 2022, 2023 and 2024 Actual Fiscal Year**

Department / Fund / Account Classification	2020 Actual Amount*	2021 Actual Amount*	2022 Actual Amount*	2023 Actual Amount*	2024 Actual Amount*	2025 Actual Amount	2025 Amended Budget	2025 Adopted Budget	2025 YTD% Actual/Amended Budget
Revenue	***$ 313,718***	***$ 454,322***	***$ 621,012***	***$ 967,927***	***$ 771,010***	***$ 512,013***	***$ 3,272,679***	***$ 3,272,679***	***15.65%***
Interest Revenue	**$ 37,442**	**$ (353)**	**$ (42,193)**	**$ 143,500**	**$ 235,374**	**$ 138,151**	**$ 119,000**	**$ 119,000**	**116.09%**
38000 - Investment Income	$ 37,442	$ (353)	$ (42,193)	$ 143,500	$ 235,374	$ 138,151	$ 119,000	$ 119,000	116.09%
Other	**$ -**	**$ -**	**$ -**	**$ -**	**$ -**	**$ -**	**$ 2,353,679**	**$ 2,353,679**	**0.00%**
39900 - Fund Balance Utilization	$ -	$ -	$ -	$ -	$ -	$ -	$ 2,353,679	$ 2,353,679	0.00%
Reimbursements	**$ -**	**$ -**	**$ -**	**$ -**	**$ 6,814**	**$ -**	**$ -**	**$ -**	**0.00%**
37151 - KDOT Service Reimbursement - State	$ -	$ -	$ -	$ -	$ 6,814	$ -	$ -	$ -	0.00%
Charges for Services	**$ 276,276**	**$ 360,775**	**$ 641,365**	**$ 824,375**	**$ 449,497**	**$ 373,862**	**$ 800,000**	**$ 800,000**	**46.73%**
34660 - Impact Fees	$ 276,276	$ 360,775	$ 641,365	$ 824,375	$ 449,497	$ 373,862	$ 800,000	$ 800,000	46.73%
Transfers In	**$ -**	**$ 93,900**	**$ 21,840**	**$ 52**	**$ 79,326**	**$ -**	**$ -**	**$ -**	**0.00%**
39000 - Transfer From Other Funds	$ -	$ 93,900	$ -	$ -	$ -	$ -	$ -	$ -	0.00%
39551 - Transfer from Campton Hills Impact Fees Fund 551	$ -	$ -	$ 2,500	$ -	$ 40,108	$ -	$ -	$ -	0.00%
39555 - Transfer from Tri-Cities Impact Fees Fund 555	$ -	$ -	$ 17,340	$ 52	$ 1	$ -	$ -	$ -	0.00%
39557 - Transfer from West Central Impact Fees Fund 557	$ -	$ -	$ 2,000	$ -	$ 39,217	$ -	$ -	$ -	0.00%
Expenses	***$ 675,416***	***$ 125,305***	***$ 42,086***	***$ 357,277***	***$ -***	***$ 1,282,510***	***$ 3,272,679***	***$ 3,272,679***	***39.19%***
Capital	**$ 600,000**	**$ -**	**$ -**	**$ 348,500**	**$ -**	**$ 1,194,444**	**$ 2,310,679**	**$ 2,310,679**	**51.69%**
73000 - Road Construction	$ 600,000	$ -	$ -	$ 348,500	$ -	$ 1,194,444	$ 2,310,679	$ 2,310,679	51.69%
Contingency and Other	**$ -**	**$ -**	**$ -**	**$ -**	**$ -**	**$ -**	**$ -**	**$ -**	**0.00%**
89000 - Addition to Fund Balance	$ -	$ -	$ -	$ -	$ -	$ -	$ -	$ -	0.00%
Contractual Services	**$ 75,416**	**$ 125,305**	**$ 22,086**	**$ 8,777**	**$ -**	**$ 88,066**	**$ 962,000**	**$ 962,000**	**9.15%**
50140 - Engineering Services	$ 75,416	$ 125,305	$ 22,086	$ 8,777	$ -	$ 88,066	$ 962,000	$ 962,000	9.15%
Transfers Out	**$ -**	**$ -**	**$ 20,000**	**$ -**	**$ -**	**$ -**	**$ -**	**$ -**	**0.00%**
99000 - Transfer To Other Funds	$ -	$ -	$ -	$ -	$ -	$ -	$ -	$ -	0.00%
99300 - Transfer to County Highway Fund 300	$ -	$ -	$ 20,000	$ -	$ -	$ -	$ -	$ -	0.00%
560 South Impact Fees									
Revenue	***$ 254,365***	***$ 615,298***	***$ 1,175,461***	***$ 2,103,740***	***$ 2,434,081***	***$ 995,778***	***$ 1,937,000***	***$ 1,937,000***	***51.41%***
Interest Revenue	**$ 61,217**	**$ (1,128)**	**$ (64,392)**	**$ 225,647**	**$ 421,662**	**$ 272,017**	**$ 187,000**	**$ 187,000**	**145.46%**
38000 - Investment Income	$ 61,217	$ (1,128)	$ (64,392)	$ 225,647	$ 421,662	$ 272,017	$ 187,000	$ 187,000	145.46%
Other	**$ -**	**$ -**	**$ -**	**$ -**	**$ -**	**$ -**	**$ -**	**$ -**	**0.00%**
39900 - Fund Balance Utilization	$ -	$ -	$ -	$ -	$ -	$ -	$ -	$ -	0.00%
Reimbursements	**$ -**	**$ -**	**$ -**	**$ -**	**$ 715,220**	**$ -**	**$ -**	**$ -**	**0.00%**
37151 - KDOT Service Reimbursement - State	$ -	$ -	$ -	$ -	$ 715,220	$ -	$ -	$ -	0.00%
Charges for Services	**$ 193,147**	**$ 449,618**	**$ 1,099,196**	**$ 1,877,983**	**$ 567,303**	**$ 723,761**	**$ 1,750,000**	**$ 1,750,000**	**41.36%**
34660 - Impact Fees	$ 193,147	$ 449,618	$ 1,099,196	$ 1,877,983	$ 567,303	$ 723,761	$ 1,750,000	$ 1,750,000	41.36%
Transfers In	**$ -**	**$ 166,808**	**$ 140,657**	**$ 110**	**$ 729,897**	**$ -**	**$ -**	**$ -**	**0.00%**
39000 - Transfer From Other Funds	$ -	$ 166,808	$ 87,492	$ -	$ -	$ -	$ -	$ -	0.00%
39550 - Transfer from Aurora Area Impact Fees Fund 550	$ -	$ -	$ 10,000	$ -	$ 729,895	$ -	$ -	$ -	0.00%
39554 - Transfer from Southwest Impact Fees Fund 554	$ -	$ -	$ 43,165	$ 110	$ 1	$ -	$ -	$ -	0.00%
Expenses	***$ 1,321,964***	***$ 187,908***	***$ 180,279***	***$ 98,721***	***$ 99,275***	***$ 50,963***	***$ 1,937,000***	***$ 1,937,000***	***2.63%***
Capital	**$ 1,316,913**	**$ 167,908**	**$ 144,750**	**$ -**	**$ 1,565**	**$ -**	**$ 885,280**	**$ 885,280**	**0.00%**
73000 - Road Construction	$ 1,316,913	$ 137,608	$ -	$ -	$ -	$ -	$ 810,280	$ 810,280	0.00%
74010 - Highway Right of Way	$ -	$ 30,300	$ 144,750	$ -	$ 1,565	$ -	$ 75,000	$ 75,000	0.00%

Committee Revenue Budget Report - by Account Detail

Through September 30, 2025 (83.3% YTD, 84.62% Payroll Expense through Pay Period Ending 09/27/2025)

***2020, 2021, 2022, 2023 and 2024 Actual Fiscal Year**

Department / Fund / Account Classification	2020 Actual Amount*	2021 Actual Amount*	2022 Actual Amount*	2023 Actual Amount*	2024 Actual Amount*	2025 Actual Amount	2025 Amended Budget	2025 Adopted Budget	2025 YTD% Actual/Amended Budget
Contingency and Other	**$ -**	**$ -**	**$ -**	**$ -**	**$ -**	**$ -**	**$ 954,333**	**$ 954,333**	**0.00%**
89000 - Addition to Fund Balance	$ -	$ -	$ -	$ -	$ -	$ -	$ 954,333	$ 954,333	0.00%
Contractual Services	**$ 5,051**	**$ -**	**$ 15,529**	**$ 98,721**	**$ 97,710**	**$ 50,963**	**$ 97,387**	**$ 97,387**	**52.33%**
50140 - Engineering Services	$ 5,051	$ -	$ 15,529	$ 98,721	$ 97,710	$ 50,963	$ 97,387	$ 97,387	52.33%
Transfers Out	**$ -**	**$ 20,000**	**$ 20,000**	**$ -**	**$ -**	**$ -**	**$ -**	**$ -**	**0.00%**
99000 - Transfer To Other Funds	$ -	$ 20,000	$ -	$ -	$ -	$ -	$ -	$ -	0.00%
99300 - Transfer to County Highway Fund 300	$ -	$ -	$ 20,000	$ -	$ -	$ -	$ -	$ -	0.00%
580 Health									
349 Opioid Settlement Fund									
Revenue	***$ -***	***$ -***	***$ 329,147***	***$ 863,454***	***$ 316,271***	***$ 2,139,755***	***$ 1,271,900***	***$ 22,000***	***168.23%***
Interest Revenue	**$ -**	**$ -**	**$ (8,291)**	**$ 25,647**	**$ 65,893**	**$ 71,341**	**$ 22,000**	**$ 22,000**	**324.28%**
38000 - Investment Income	$ -	$ -	$ (8,291)	$ 25,647	$ 65,893	$ 71,341	$ 22,000	$ 22,000	324.28%
Other	**$ -**	**$ -**	**$ 337,437**	**$ 837,807**	**$ 250,378**	**$ 2,068,414**	**$ 1,249,900**	**$ -**	**165.49%**
38555 - Opioid Settlement	$ -	$ -	$ 337,437	$ 837,807	$ 250,378	$ 2,068,414	$ -	$ -	0.00%
39900 - Fund Balance Utilization	$ -	$ -	$ -	$ -	$ -	$ -	$ 1,249,900	$ -	0.00%
Expenses	***$ -***	***$ -***	***$ -***	***$ 106,631***	***$ 9,071***	***$ 300,000***	***$ 1,271,900***	***$ 22,000***	***23.59%***
Capital	**$ -**	**$ -**	**$ -**	**$ -**	**$ -**	**$ -**	**$ 1,249,900**	**$ -**	**0.00%**
72010 - Building Improvements	$ -	$ -	$ -	$ -	$ -	$ -	$ 1,249,900	$ -	0.00%
Commodities	**$ -**	**$ -**	**$ -**	**$ 25,862**	**$ 9,071**	**$ -**	**$ -**	**$ -**	**0.00%**
60010 - Operating Supplies	$ -	$ -	$ -	$ 25,862	$ 9,071	$ -	$ -	$ -	0.00%
Contingency and Other	**$ -**	**$ -**	**$ -**	**$ -**	**$ -**	**$ -**	**$ 22,000**	**$ 22,000**	**0.00%**
89000 - Addition to Fund Balance	$ -	$ -	$ -	$ -	$ -	$ -	$ 22,000	$ 22,000	0.00%
Contractual Services	**$ -**	**$ -**	**$ -**	**$ -**	**$ -**	**$ 300,000**	**$ -**	**$ -**	**0.00%**
55010 - External Grants	$ -	$ -	$ -	$ -	$ -	$ 300,000	$ -	$ -	0.00%
Personnel Services- Salaries & Wages	**$ -**	**$ -**	**$ -**	**$ 80,769**	**$ -**	**$ -**	**$ -**	**$ -**	**0.00%**
40000 - Salaries and Wages	$ -	$ -	$ -	$ 80,769	$ -	$ -	$ -	$ -	0.00%
350 County Health									
Revenue	***$ 17,334,245***	***$ 12,143,929***	***$ 12,599,400***	***$ 8,194,318***	***$ 8,215,854***	***$ 5,435,548***	***$ 9,524,699***	***$ 9,473,937***	***57.07%***
Interest Revenue	**$ 114,815**	**$ (4,546)**	**$ (139,489)**	**$ 527,183**	**$ 604,178**	**$ 259,105**	**$ 429,000**	**$ 429,000**	**60.40%**
38000 - Investment Income	$ 114,815	$ (4,546)	$ (139,489)	$ 527,183	$ 604,178	$ 259,105	$ 429,000	$ 429,000	60.40%
Other	**$ 1,735**	**$ 9,154**	**$ 402**	**$ 2,523**	**$ 19,482**	**$ 1,319**	**$ 1,477,384**	**$ 1,426,622**	**0.09%**
38530 - Auction Sales	$ -	$ 3,828	$ -	$ -	$ -	$ -	$ -	$ -	0.00%
38900 - Miscellaneous Other	$ 1,735	$ 5,327	$ 402	$ 2,523	$ 19,482	$ 1,319	$ -	$ -	0.00%
39900 - Fund Balance Utilization	$ -	$ -	$ -	$ -	$ -	$ -	$ 1,477,384	$ 1,426,622	0.00%
Reimbursements	**$ 12,375**	**$ 14,748**	**$ 10,659**	**$ 10,795**	**$ 9,883**	**$ 22,835**	**$ 28,635**	**$ 28,635**	**79.74%**
37310 - IDHFS Fed Claiming Reimbursement	$ -	$ 7,043	$ -	$ -	$ -	$ -	$ -	$ -	0.00%
37390 - Chest X-Ray IHFS Reimbursement	$ 285	$ -	$ -	$ -	$ -	$ -	$ -	$ -	0.00%
37400 - TB Tests IHFS Reimbursement	$ -	$ -	$ -	$ -	$ -	$ 2,435	$ -	$ -	0.00%
37410 - TB Office Vst IHFS Reimbursement	$ -	$ -	$ -	$ -	$ -	$ 3,385	$ -	$ -	0.00%
37420 - Immunizations IHFS Reimbursement	$ -	$ -	$ -	$ 1,420	$ -	$ -	$ -	$ -	0.00%
37440 - Radon Kits Reimbursement	$ 555	$ 300	$ 345	$ 285	$ 395	$ 435	$ 350	$ 350	124.29%
37595 - Medical Billing	$ 11,510	$ 7,405	$ 10,269	$ 8,983	$ 9,488	$ 16,580	$ 8,000	$ 8,000	207.25%
37900 - Miscellaneous Reimbursement	$ 25	$ -	$ 46	$ 106	$ -	$ -	$ 20,285	$ 20,285	0.00%

Committee Revenue Budget Report - by Account Detail

Through September 30, 2025 (83.3% YTD, 84.62% Payroll Expense through Pay Period Ending 09/27/2025)

***2020, 2021, 2022, 2023 and 2024 Actual Fiscal Year**

Department / Fund / Account Classification	2020 Actual Amount*	2021 Actual Amount*	2022 Actual Amount*	2023 Actual Amount*	2024 Actual Amount*	2025 Actual Amount	2025 Amended Budget	2025 Adopted Budget	2025 YTD% Actual/Amended Budget
Charges for Services	**$ 68,079**	**$ 62,356**	**$ 71,013**	**$ 73,252**	**$ 85,089**	**$ 58,857**	**$ 96,966**	**$ 96,966**	**60.70%**
34970 - Food Plan Review Fees	$ 34,067	$ 46,062	$ 53,318	$ 49,706	$ 63,126	$ 52,294	$ 55,000	$ 55,000	95.08%
34980 - Mortgage Survey Fees	$ -	$ -	$ -	$ -	$ -	$ -	$ -	$ -	0.00%
34990 - Non-Compliance Well Fees	$ 280	$ -	$ -	$ -	$ 365	$ -	$ 800	$ 800	0.00%
35110 - Flu Shot Fees	$ 9,871	$ -	$ -	$ -	$ -	$ -	$ 11,371	$ 11,371	0.00%
35120 - Chest X-Ray Fees	$ 114	$ -	$ -	$ -	$ -	$ -	$ -	$ -	0.00%
35130 - Immunization Fees	$ 429	$ -	$ -	$ -	$ -	$ -	$ 5,400	$ 5,400	0.00%
35140 - TB Test Fees	$ 2,573	$ -	$ -	$ -	$ -	$ -	$ 4,000	$ 4,000	0.00%
35160 - TB Office Visit Fees	$ 1,730	$ -	$ -	$ -	$ -	$ 400	$ -	$ -	0.00%
35310 - Non-Community Well Inspection Fees	$ 7,290	$ 6,075	$ 5,875	$ 11,460	$ 6,345	$ 5,680	$ 8,500	$ 8,500	66.82%
35320 - Tanning Fees	$ 1,330	$ -	$ -	$ 300	$ 3,225	$ 425	$ 1,500	$ 1,500	28.33%
35900 - Miscellaneous Fees	$ 10,395	$ 10,219	$ 11,820	$ 11,786	$ 12,028	$ 58	$ 10,395	$ 10,395	0.56%
Transfers In	**$ 9,198,899**	**$ 1,581,067**	**$ 3,730,107**	**$ 1,317,451**	**$ -**	**$ -**	**$ -**	**$ -**	**0.00%**
39000 - Transfer From Other Funds	$ 9,198,899	$ 1,581,067	$ -	$ -	$ -	$ -	$ -	$ -	0.00%
39355 - Transfer from American Rescue Plan Fund 355	$ -	$ -	$ 3,730,107	$ 1,317,451	$ -	$ -	$ -	$ -	0.00%
Other Taxes	**$ 2,608**	**$ 963**	**$ 3,069**	**$ 2,936**	**$ 1,568**	**$ 358**	**$ -**	**$ -**	**0.00%**
30170 - TIF Distribution Tax	$ 2,608	$ 963	$ 3,069	$ 2,936	$ 1,568	$ 358	$ -	$ -	0.00%
Property Taxes	**$ 1,959,327**	**$ 1,976,497**	**$ 1,970,801**	**$ 1,974,312**	**$ 1,976,699**	**$ 1,097,599**	**$ 1,972,455**	**$ 1,972,455**	**55.65%**
30000 - Property Taxes	$ 1,959,327	$ 1,976,497	$ 1,965,906	$ 1,967,497	$ 1,968,889	$ 1,097,599	$ 1,972,455	$ 1,972,455	55.65%
30005 - Property Tax Revenue Recapture	$ -	$ -	$ 4,895	$ 6,815	$ 7,810	$ -	$ -	$ -	0.00%
Grants	**$ 4,768,049**	**$ 7,205,163**	**$ 5,489,360**	**$ 2,680,897**	**$ 3,817,369**	**$ 2,258,359**	**$ 3,866,357**	**$ 3,866,357**	**58.41%**
32004 - Infection Prevention & Control Learning Collaborative Project	$ -	$ -	$ -	$ -	$ 80,000	$ -	$ -	$ -	0.00%
32005 - Greater IL Violence Prevention Council	$ -	$ -	$ -	$ 8,539	$ 88,373	$ 23,292	$ 47,808	$ 47,808	48.72%
32012 - MRC-RISE Grant	$ -	$ -	$ 52,500	$ 22,500	$ -	$ 10,000	$ -	$ -	0.00%
32331 - Strengthening IL Pub Hlth Admin - SIPA Grant	$ -	$ -	$ -	$ -	$ 350,000	$ -	$ -	$ -	0.00%
32365 - COVID-19 Response Grant 22	$ -	$ -	$ 541,849	$ 401,136	$ -	$ -	$ -	$ -	0.00%
32366 - COVID-19 Vaccination Grant (C19VG)	$ -	$ -	$ -	$ 481,968	$ 1,234	$ -	$ -	$ -	0.00%
32372 - COVID-19 Contact Tracing	$ 1,954,989	$ 3,779,524	$ 1,124,108	$ -	$ -	$ -	$ -	$ -	0.00%
32373 - Early Childhood Mental Health Consultation Program	$ 82,696	$ 42,865	$ 86,759	$ 12,721	$ -	$ -	$ -	$ -	0.00%
32374 - State Opioid Response (SOR) Grant	$ 296,092	$ 591,656	$ 555,754	$ 452,737	$ 445,926	$ 390,470	$ 466,620	$ 466,620	83.68%
32376 - Medical Reserve Corp Grant (MRC)	$ 7,500	$ 10,000	$ 10,000	$ 10,000	$ 5,000	$ (820)	$ 10,000	$ 10,000	(8.20%)
32378 - IL Opioid Overdose Prevention Grant	$ -	$ -	$ -	$ -	$ -	$ -	$ -	$ -	0.00%
32390 - IDHFS Fam Case Mgmt Match Grant	$ -	$ -	$ -	$ -	$ -	$ 7,919	$ -	$ -	0.00%
32400 - IDHS Early Child Network Grant	$ 100,041	$ 77,293	$ 118,750	$ 77,299	$ 144,736	$ 84,747	$ 180,000	$ 180,000	47.08%
32410 - IDHS Family Case Mgmt Grant	$ 44,830	$ 47,254	$ 41,062	$ 50,922	$ 148,028	$ 63,161	$ 49,830	$ 49,830	126.75%
32460 - IDPH Preparedness Grant	$ 249,745	$ 248,913	$ 232,594	$ 121,162	$ 286,663	$ 181,188	$ 246,057	$ 246,057	73.64%
32470 - IDPH Lead Poison Case Mgmt Grant	$ 188,625	$ 178,979	$ 189,508	$ 147,108	$ 238,170	$ 167,515	$ 228,480	$ 228,480	73.32%
32480 - IDPH Get The Lead Out Grant	$ -	$ -	$ -	$ -	$ -	$ -	$ -	$ -	0.00%
32490 - IDPH Cities Readiness Grant	$ 63,782	$ 75,959	$ 44,430	$ 31,312	$ 52,705	$ 83,537	$ 93,410	$ 93,410	89.43%
32520 - IDPH Local Health Protect Grant	$ 788,628	$ 9,000	$ 872,316	$ -	$ 786,545	$ 373,455	$ 650,000	$ 650,000	57.45%
32540 - IDPH Potable Water Supply Grant	$ 12,025	$ 7,063	$ 14,338	$ 8,275	$ 11,025	$ 10,313	$ 11,200	$ 11,200	92.08%
32570 - IDPH Tanning Protection Grant	$ 1,100	$ 1,400	$ 1,200	$ 1,500	$ 100	$ 1,200	$ 1,550	$ 1,550	77.42%
32590 - IDPH IL Tobacco Free Comm Grant	$ 95,606	$ 139,819	$ 55,816	$ 89,969	$ 154,659	$ 147,449	$ 157,250	$ 157,250	93.77%
32630 - IDPH West Nile Virus Prev Grant	$ 87,454	$ 64,015	$ 28,881	$ 53,146	$ 66,201	$ 17,950	$ 72,922	$ 72,922	24.62%
32699 - Firearm Safe Storage (FASS) Grant	$ -	$ -	$ -	$ -	$ -	$ 12,175	$ -	$ -	0.00%
32702 - Family-Run Organization (FRO)	$ -	$ -	$ -	$ -	$ -	$ 150,000	$ -	$ -	0.00%
32703 - Adapt of Project Firstline Tools & Res NACCHO	$ -	$ -	$ -	$ -	$ -	$ 39,000	$ -	$ -	0.00%
32715 - Fit For Kids Grant	$ -	$ 1,462	$ -	$ -	$ -	$ -	$ -	$ -	0.00%
32720 - CCRR- YMCA Grant	$ -	$ -	$ -	$ 10,000	$ -	$ -	$ -	$ -	0.00%

Committee Revenue Budget Report - by Account Detail

Through September 30, 2025 (83.3% YTD, 84.62% Payroll Expense through Pay Period Ending 09/27/2025)

***2020, 2021, 2022, 2023 and 2024 Actual Fiscal Year**

Department / Fund / Account Classification	2020 Actual Amount*	2021 Actual Amount*	2022 Actual Amount*	2023 Actual Amount*	2024 Actual Amount*	2025 Actual Amount	2025 Amended Budget	2025 Adopted Budget	2025 YTD% Actual/Amended Budget
32725 - Indoor Radon Grant	$ -	$ -	$ -	$ -	$ -	$ -	$ -	$ -	0.00%
32736 - Perinatal Hep B Prevention Case Mgmt	$ -	$ -	$ -	$ -	$ -	$ -	$ -	$ -	0.00%
32738 - LHD OD Surveillance & Response	$ 79,756	$ 48,708	$ 480	$ 24,398	$ -	$ -	$ -	$ -	0.00%
32739 - Immunization Coverage Level	$ 115,952	$ 168,041	$ 22,715	$ -	$ -	$ -	$ -	$ -	0.00%
32750 - March of Dimes Grant	$ -	$ -	$ -	$ -	$ -	$ -	$ -	$ -	0.00%
32765 - Embedding Peers in Emergency Depts Grant	$ -	$ -	$ -	$ 82,500	$ 217,500	$ -	$ -	$ -	0.00%
32777 - Respiratory Surveil & Outbreak Response (RSOR)	$ -	$ -	$ -	$ -	$ 250,000	$ 2,044	$ 1,000,000	$ 1,000,000	0.20%
32890 - Vaccines For Children Grant	$ 6,761	$ 23,213	$ -	$ -	$ -	$ -	$ -	$ -	0.00%
33675 - Health Kids - Fox Valley	$ -	$ -	$ -	$ -	$ -	$ -	$ -	$ -	0.00%
33710 - Chronic Disease Program Grant	$ -	$ -	$ -	$ -	$ -	$ -	$ -	$ -	0.00%
33891 - OD Prevention & Response Mentorship Prgrm Grant	$ 15,000	$ -	$ 30,000	$ -	$ -	$ -	$ -	$ -	0.00%
33893 - Early Childhood Mental Health GEER Grant	$ -	$ -	$ 13,085	$ 193,704	$ 165,203	$ 343,764	$ 351,230	$ 351,230	97.87%
33898 - UIC Lead Research Project Grant	$ -	$ -	$ -	$ -	$ 6,122	$ -	$ -	$ -	0.00%
33899 - Childrens Mental Health Initiative Grant	$ 350,000	$ 400,000	$ 450,000	$ 400,000	$ 150,000	$ 150,000	$ 300,000	$ 300,000	50.00%
33900 - Grants - Other	$ 611	$ -	$ -	$ -	$ -	$ -	$ -	$ -	0.00%
38970 - COVID-19 Outbreak Reimb	$ 226,858	$ -	$ -	$ -	$ 169,179	$ -	$ -	$ -	0.00%
38971 - Covid-19 Mass Vaccination Grant	$ -	$ 1,290,000	$ 1,003,217	$ -	$ -	$ -	$ -	$ -	0.00%
Licenses and Permits	**$ 1,208,358**	**$ 1,298,527**	**$ 1,463,476**	**$ 1,604,970**	**$ 1,701,588**	**$ 1,737,117**	**$ 1,653,902**	**$ 1,653,902**	**105.03%**
31330 - Well Permits	$ 30,445	$ 39,125	$ 43,325	$ 34,137	$ 37,505	$ 24,650	$ 40,000	$ 40,000	61.63%
31340 - Septic Permits	$ 19,815	$ 32,135	$ 33,920	$ 28,365	$ 31,748	$ 25,795	$ 37,500	$ 37,500	68.79%
31400 - Food Permits	$ 1,158,098	$ 1,227,267	$ 1,386,231	$ 1,542,468	$ 1,632,335	$ 1,686,672	$ 1,576,402	$ 1,576,402	107.00%
Expenses	***$ 12,594,668***	***$ 14,015,422***	***$ 10,388,609***	***$ 7,879,222***	***$ 10,673,223***	***$ 6,187,048***	***$ 9,524,699***	***$ 9,473,937***	***64.96%***
Capital	**$ 33,120**	**$ -**	**$ -**	**$ -**	**$ 2,780,704**	**$ 101,239**	**$ 24,675**	**$ -**	**410.29%**
70070 - Automotive Equipment	$ 33,120	$ -	$ -	$ -	$ -	$ -	$ -	$ -	0.00%
70120 - Special Purpose Equipment	$ -	$ -	$ -	$ -	$ -	$ 24,675	$ 24,675	$ -	100.00%
72130 - Buildings- Health	$ -	$ -	$ -	$ -	$ 2,780,704	$ 76,564	$ -	$ -	0.00%
Commodities	**$ 2,212,078**	**$ 1,235,217**	**$ 893,447**	**$ 278,844**	**$ 317,549**	**$ 201,127**	**$ 544,579**	**$ 547,337**	**36.93%**
60000 - Office Supplies	$ 7,969	$ 4,428	$ 3,059	$ 16,942	$ 2,392	$ 600	$ 24,775	$ 24,775	2.42%
60010 - Operating Supplies	$ 1,792,224	$ 672,621	$ 563,931	$ 134,372	$ 164,627	$ 130,981	$ 297,001	$ 299,759	44.10%
60040 - Postage	$ -	$ -	$ 106	$ -	$ -	$ -	$ 100	$ 100	0.00%
60050 - Books and Subscriptions	$ 2,246	$ 2,499	$ 2,599	$ 1,157	$ 3,192	$ 2,340	$ 5,240	$ 5,240	44.66%
60060 - Computer Software- Non Capital	$ 4,513	$ -	$ -	$ 696	$ 6,000	$ -	$ 21,168	$ 21,168	0.00%
60070 - Computer Hardware- Non Capital	$ 77,999	$ 6,428	$ 6,440	$ 6,019	$ 11,880	$ -	$ 40,800	$ 40,800	0.00%
60100 - Utilities- Water	$ -	$ -	$ 100	$ -	$ -	$ -	$ -	$ -	0.00%
60110 - Printing Supplies	$ 2,453	$ -	$ -	$ -	$ 156	$ -	$ -	$ -	0.00%
60160 - Cleaning Supplies	$ -	$ -	$ -	$ -	$ -	$ -	$ 500	$ 500	0.00%
60250 - Medical Supplies and Drugs	$ 218,614	$ 441,704	$ 213,095	$ 21,024	$ 24,290	$ 11,761	$ 32,600	$ 32,600	36.08%
60490 - Equipment < $1000	$ -	$ -	$ -	$ -	$ -	$ 300	$ -	$ -	0.00%
63010 - Utilities- Electric	$ 1,850	$ 2,296	$ 1,177	$ 1,730	$ 2,189	$ 1,874	$ 7,766	$ 7,766	24.14%
63040 - Fuel- Vehicles	$ 2,107	$ 3,435	$ 4,083	$ 4,734	$ 3,692	$ 2,102	$ 9,300	$ 9,300	22.60%
64000 - Telephone	$ 102,104	$ 101,806	$ 98,857	$ 92,170	$ 99,130	$ 51,168	$ 105,329	$ 105,329	48.58%
Contingency and Other	**$ -**	**$ -**	**$ -**	**$ -**	**$ -**	**$ -**	**$ -**	**$ -**	**0.00%**
85000 - Allowance for Budget Expense	$ -	$ -	$ -	$ -	$ -	$ -	$ -	$ -	0.00%
89000 - Addition to Fund Balance	$ -	$ -	$ -	$ -	$ -	$ -	$ -	$ -	0.00%
Contractual Services	**$ 5,606,829**	**$ 7,925,926**	**$ 4,904,845**	**$ 2,665,015**	**$ 1,353,868**	**$ 709,289**	**$ 1,673,424**	**$ 1,735,114**	**42.39%**
50010 - Contract Employees	$ -	$ -	$ -	$ -	$ -	$ 277	$ -	$ -	0.00%

Committee Revenue Budget Report - by Account Detail

Through September 30, 2025 (83.3% YTD, 84.62% Payroll Expense through Pay Period Ending 09/27/2025)

***2020, 2021, 2022, 2023 and 2024 Actual Fiscal Year**

Department / Fund / Account Classification	2020 Actual Amount*	2021 Actual Amount*	2022 Actual Amount*	2023 Actual Amount*	2024 Actual Amount*	2025 Actual Amount	2025 Amended Budget	2025 Adopted Budget	2025 YTD% Actual/Amended Budget
50150 - Contractual/Consulting Services	$ 5,304,358	$ 7,637,381	$ 4,578,101	$ 2,344,596	$ 873,293	$ 305,149	$ 859,618	$ 922,918	35.50%
50340 - Software Licensing Cost	$ 79,760	$ 91,526	$ 76,308	$ 61,015	$ 100,522	$ 68,202	$ 308,498	$ 308,498	22.11%
50470 - X-Rays	$ 297	$ 1,025	$ 27	$ 162	$ 81	$ -	$ 1,000	$ 1,000	0.00%
50480 - Security Services	$ -	$ -	$ -	$ -	$ -	$ -	$ -	$ -	0.00%
50500 - Lab Services	$ 3,116	$ 2,105	$ 2,268	$ 3,241	$ 5,917	$ 434	$ 11,500	$ 11,500	3.78%
52000 - Disposal and Water Softener Srvs	$ 2,495	$ 2,469	$ 3,110	$ 3,474	$ 3,634	$ 2,048	$ 4,500	$ 4,500	45.51%
52010 - Janitorial Services	$ 4,533	$ 6,818	$ 8,066	$ 6,747	$ 5,864	$ 5,968	$ 9,720	$ 9,720	61.40%
52110 - Repairs and Maint- Buildings	$ 36,984	$ 15,062	$ 19,133	$ 12,836	$ 10,432	$ 883	$ 43,902	$ 43,902	2.01%
52120 - Repairs and Maint- Grounds	$ -	$ -	$ 305	$ -	$ -	$ -	$ 3,500	$ 3,500	0.00%
52175 - Facility Rental	$ -	$ -	$ 18,333	$ -	$ -	$ -	$ -	$ -	0.00%
52180 - Building Space Rental	$ 16,789	$ 20,397	$ 24,991	$ 15,957	$ 15,408	$ 12,023	$ 24,882	$ 24,882	48.32%
52230 - Repairs and Maint- Vehicles	$ 7,173	$ 2,269	$ 2,578	$ 3,167	$ 9,991	$ 3,601	$ 5,200	$ 5,200	69.25%
52240 - Repairs and Maint- Office Equip	$ 11,115	$ 12,450	$ 11,747	$ 15,345	$ 14,907	$ 8,398	$ 17,100	$ 17,100	49.11%
53000 - Liability Insurance	$ 79,463	$ 79,701	$ 92,089	$ 127,094	$ 158,490	$ 200,259	$ 200,259	$ 198,671	100.00%
53020 - Unemployment Claims	$ 14,233	$ 2,526	$ 18,773	$ 1,896	$ 2,583	$ 2,700	$ 2,700	$ 2,678	100.00%
53040 - General Advertising	$ 825	$ -	$ 610	$ 78	$ -	$ -	$ 2,500	$ 2,500	0.00%
53100 - Conferences and Meetings	$ 13,446	$ 5,647	$ 3,118	$ 10,313	$ 49,168	$ 4,539	$ 38,368	$ 38,368	11.83%
53110 - Employee Training	$ 971	$ 6,396	$ 6,716	$ 8,460	$ 34,764	$ 25,383	$ 61,030	$ 61,030	41.59%
53120 - Employee Mileage Expense	$ 6,806	$ 13,251	$ 17,122	$ 24,428	$ 37,270	$ 31,240	$ 40,847	$ 40,847	76.48%
53130 - General Association Dues	$ 24,465	$ 26,905	$ 21,450	$ 26,205	$ 26,395	$ 22,400	$ 38,300	$ 38,300	58.49%
55000 - Miscellaneous Contractual Exp	$ -	$ -	$ -	$ -	$ -	$ 2,237	$ -	$ -	0.00%
55050 - Grant Services	$ -	$ -	$ -	$ -	$ 5,150	$ 13,548	$ -	$ -	0.00%
Personnel Services- Employee Benefits	**$ 1,267,678**	**$ 1,317,451**	**$ 1,186,137**	**$ 1,263,623**	**$ 1,520,075**	**$ 1,330,909**	**$ 1,954,503**	**$ 1,948,148**	**68.09%**
45000 - Healthcare Contribution	$ 636,489	$ 620,903	$ 621,151	$ 719,139	$ 885,180	$ 775,618	$ 1,174,008	$ 1,174,008	66.07%
45010 - Dental Contribution	$ 20,155	$ 19,619	$ 19,069	$ 18,348	$ 21,998	$ 19,228	$ 31,501	$ 31,501	61.04%
45100 - FICA/SS Contribution	$ 253,500	$ 256,436	$ 234,564	$ 254,672	$ 315,825	$ 261,827	$ 386,247	$ 382,972	67.79%
45200 - IMRF Contribution	$ 265,389	$ 295,494	$ 207,204	$ 170,887	$ 187,627	$ 185,975	$ 274,486	$ 272,148	67.75%
53010 - Workers Compensation	$ 92,146	$ 124,999	$ 104,149	$ 100,577	$ 109,446	$ 88,261	$ 88,261	$ 87,519	100.00%
Personnel Services- Salaries & Wages	**$ 3,474,963**	**$ 3,517,380**	**$ 3,213,893**	**$ 3,491,134**	**$ 4,323,430**	**$ 3,594,231**	**$ 5,077,265**	**$ 5,056,385**	**70.79%**
40000 - Salaries and Wages	$ 3,405,603	$ 3,383,295	$ 3,189,272	$ 3,491,532	$ 4,323,430	$ 3,583,515	$ 5,077,265	$ 5,056,385	70.58%
40002 - Non-Union Wage Increase	$ -	$ -	$ -	$ -	$ -	$ -	$ -	$ -	0.00%
40003 - Cost of Living Increase	$ -	$ -	$ -	$ -	$ -	$ -	$ -	$ -	0.00%
40006 - Union Wage Increase	$ -	$ -	$ -	$ -	$ -	$ -	$ -	$ -	0.00%
40007 - Equity Study Adjustments	$ -	$ -	$ -	$ -	$ -	$ -	$ -	$ -	0.00%
40200 - Overtime Salaries	$ 69,360	$ 134,085	$ 24,621	$ (398)	$ -	$ 10,716	$ -	$ -	0.00%
Transfers Out	**$ -**	**$ 19,447**	**$ 190,287**	**$ 180,606**	**$ 377,597**	**$ 250,253**	**$ 250,253**	**$ 186,953**	**100.00%**
99000 - Transfer To Other Funds	$ -	$ 19,447	$ -	$ -	$ -	$ -	$ -	$ -	0.00%
99001 - Transfer to General Fund 001	$ -	$ -	$ 190,287	$ 180,606	$ 255,085	$ 250,253	$ 250,253	$ 186,953	100.00%
99355 - Transfer to American Rescue Plan Fund 355	$ -	$ -	$ -	$ -	$ 122,512	$ -	$ -	$ -	0.00%
351 Kane Kares									
Revenue	***$ 325,219***	***$ 566,741***	***$ 520,860***	***$ 618,898***	***$ 611,250***	***$ 465,146***	***$ 686,670***	***$ 685,094***	***67.74%***
Interest Revenue	**$ 11,243**	**$ 162**	**$ (4,717)**	**$ 25,953**	**$ 37,338**	**$ 28,801**	**$ 20,000**	**$ 20,000**	**144.01%**
38000 - Investment Income	$ 11,243	$ 162	$ (4,717)	$ 25,953	$ 37,338	$ 28,801	$ 20,000	$ 20,000	144.01%
Other	**$ 1,411**	**$ -**	**$ -**	**$ 35**	**$ 5,999**	**$ 20**	**$ 68,008**	**$ 66,432**	**0.03%**

Committee Revenue Budget Report - by Account Detail

Through September 30, 2025 (83.3% YTD, 84.62% Payroll Expense through Pay Period Ending 09/27/2025)

***2020, 2021, 2022, 2023 and 2024 Actual Fiscal Year**

Department / Fund / Account Classification	2020 Actual Amount*	2021 Actual Amount*	2022 Actual Amount*	2023 Actual Amount*	2024 Actual Amount*	2025 Actual Amount	2025 Amended Budget	2025 Adopted Budget	2025 YTD% Actual/Amended Budget
38900 - Miscellaneous Other	$ 1,411	$ -	$ -	$ 35	$ 5,999	$ 20	$ -	$ -	0.00%
39900 - Fund Balance Utilization	$ -	$ -	$ -	$ -	$ -	$ -	$ 68,008	$ 66,432	0.00%
Transfers In	**$ 188,145**	**$ 156,341**	**$ 157,064**	**$ 190,387**	**$ 213,229**	**$ 213,229**	**$ 213,229**	**$ 213,229**	**100.00%**
39000 - Transfer From Other Funds	$ 188,145	$ 156,341	$ 14,967	$ 48,290	$ -	$ -	$ -	$ -	0.00%
39120 - Transfer from Grand Victoria Casino Elgin Fund 120	$ -	$ -	$ 142,097	$ 142,097	$ 213,229	$ 213,229	$ 213,229	$ 213,229	100.00%
Grants	**$ 124,420**	**$ 410,239**	**$ 368,514**	**$ 402,523**	**$ 354,684**	**$ 223,096**	**$ 385,433**	**$ 385,433**	**57.88%**
32760 - Kane Kares- ISBE Grant	$ 64,950	$ 329,898	$ 280,272	$ 296,306	$ 247,785	$ 163,025	$ 302,662	$ 302,662	53.86%
32780 - ISBE Expansion Grant	$ -	$ -	$ -	$ -	$ -	$ -	$ -	$ -	0.00%
33640 - MIECHVP Grant	$ 59,470	$ 80,341	$ 88,242	$ 106,217	$ 106,899	$ 60,071	$ 82,771	$ 82,771	72.57%
33695 - MIECHV Grant - Supplement	$ -	$ -	$ -	$ -	$ -	$ -	$ -	$ -	0.00%
Expenses	***$ 574,307***	***$ 553,420***	***$ 501,636***	***$ 547,622***	***$ 570,714***	***$ 96,671***	***$ 686,670***	***$ 685,094***	***14.08%***
Commodities	**$ 7,604**	**$ 9,347**	**$ 15,401**	**$ 5,798**	**$ 8,851**	**$ 20,036**	**$ 32,487**	**$ 32,487**	**61.67%**
60000 - Office Supplies	$ -	$ -	$ -	$ -	$ -	$ -	$ -	$ -	0.00%
60010 - Operating Supplies	$ 3,976	$ 5,051	$ 15,401	$ 5,798	$ 8,851	$ 20,036	$ 32,487	$ 32,487	61.67%
64000 - Telephone	$ 3,628	$ 4,296	$ -	$ -	$ -	$ -	$ -	$ -	0.00%
Contingency and Other	**$ -**	**$ -**	**$ -**	**$ -**	**$ -**	**$ -**	**$ -**	**$ -**	**0.00%**
89000 - Addition to Fund Balance	$ -	$ -	$ -	$ -	$ -	$ -	$ -	$ -	0.00%
Contractual Services	**$ 86,558**	**$ 47,603**	**$ 58,432**	**$ 86,584**	**$ 96,664**	**$ 40,298**	**$ 66,520**	**$ 66,471**	**60.58%**
50150 - Contractual/Consulting Services	$ 46,241	$ 24,714	$ 14,550	$ 15,247	$ 45,861	$ 8,520	$ 43,848	$ 43,848	19.43%
52180 - Building Space Rental	$ 17,707	$ 15,736	$ 13,127	$ 23,985	$ 25,494	$ 19,893	$ 4,170	$ 4,170	477.05%
53000 - Liability Insurance	$ 6,571	$ 6,063	$ 7,102	$ 9,441	$ 9,506	$ 49	$ 49	$ -	100.00%
53020 - Unemployment Claims	$ 207	$ 193	$ 215	$ 131	$ 130	$ -	$ -	$ -	0.00%
53100 - Conferences and Meetings	$ 7,642	$ 524	$ -	$ -	$ -	$ -	$ -	$ -	0.00%
53110 - Employee Training	$ 5,109	$ 67	$ 22,676	$ 35,423	$ 11,657	$ 9,863	$ 14,850	$ 14,850	66.41%
53120 - Employee Mileage Expense	$ 2,497	$ 305	$ 763	$ 2,357	$ 4,015	$ 1,974	$ 3,603	$ 3,603	54.79%
53130 - General Association Dues	$ 585	$ -	$ -	$ -	$ -	$ -	$ -	$ -	0.00%
Personnel Services- Employee Benefits	**$ 127,581**	**$ 139,553**	**$ 123,292**	**$ 123,268**	**$ 131,285**	**$ 11,546**	**$ 176,155**	**$ 175,954**	**6.55%**
45000 - Healthcare Contribution	$ 62,727	$ 71,857	$ 72,851	$ 75,783	$ 85,286	$ 3,826	$ 114,549	$ 114,549	3.34%
45010 - Dental Contribution	$ 1,613	$ 1,771	$ 1,704	$ 1,701	$ 1,869	$ 78	$ 3,148	$ 3,148	2.48%
45100 - FICA/SS Contribution	$ 26,929	$ 26,243	$ 21,276	$ 23,045	$ 22,970	$ 516	$ 30,134	$ 30,031	1.71%
45200 - IMRF Contribution	$ 28,212	$ 30,174	$ 18,888	$ 15,559	$ 13,933	$ 309	$ 21,507	$ 21,433	1.44%
53010 - Workers Compensation	$ 8,099	$ 9,508	$ 8,572	$ 7,179	$ 7,227	$ 6,817	$ 6,817	$ 6,793	100.00%
Personnel Services- Salaries & Wages	**$ 352,564**	**$ 356,917**	**$ 290,548**	**$ 314,494**	**$ 315,790**	**$ 7,083**	**$ 393,800**	**$ 392,474**	**1.80%**
40000 - Salaries and Wages	$ 351,422	$ 326,879	$ 285,269	$ 314,494	$ 315,790	$ 7,083	$ 393,800	$ 392,474	1.80%
40002 - Non-Union Wage Increase	$ -	$ -	$ -	$ -	$ -	$ -	$ -	$ -	0.00%
40003 - Cost of Living Increase	$ -	$ -	$ -	$ -	$ -	$ -	$ -	$ -	0.00%
40200 - Overtime Salaries	$ 1,142	$ 30,038	$ 5,279	$ -	$ -	$ -	$ -	$ -	0.00%
Transfers Out	**$ -**	**$ -**	**$ 13,963**	**$ 17,478**	**$ 18,124**	**$ 17,708**	**$ 17,708**	**$ 17,708**	**100.00%**
99000 - Transfer To Other Funds	$ -	$ -	$ -	$ -	$ -	$ -	$ -	$ -	0.00%
99001 - Transfer to General Fund 001	$ -	$ -	$ 13,963	$ 17,478	$ 18,124	$ 17,708	$ 17,708	$ 17,708	100.00%
354 Mass Vaccination Fund									
Expenses	***$ -***	***$ 668,631***	***$ 57,694***	***$ -***	***$ -***	***$ -***	***$ -***	***$ -***	***0.00%***
Commodities	**$ -**	**$ 163,220**	**$ 15,707**	**$ -**	**$ -**	**$ -**	**$ -**	**$ -**	**0.00%**
60010 - Operating Supplies	$ -	$ 163,200	$ 15,287	$ -	$ -	$ -	$ -	$ -	0.00%
64000 - Telephone	$ -	$ 20	$ 420	$ -	$ -	$ -	$ -	$ -	0.00%

Committee Revenue Budget Report - by Account Detail

Through September 30, 2025 (83.3% YTD, 84.62% Payroll Expense through Pay Period Ending 09/27/2025)

***2020, 2021, 2022, 2023 and 2024 Actual Fiscal Year**

Department / Fund / Account Classification	2020 Actual Amount*	2021 Actual Amount*	2022 Actual Amount*	2023 Actual Amount*	2024 Actual Amount*	2025 Actual Amount	2025 Amended Budget	2025 Adopted Budget	2025 YTD% Actual/Amended Budget
Contingency and Other	**$ -**	**$ -**	**$ -**	**$ -**	**$ -**	**$ -**	**$ -**	**$ -**	**0.00%**
89000 - Addition to Fund Balance	$ -	$ -	$ -	$ -	$ -	$ -	$ -	$ -	0.00%
Contractual Services	**$ -**	**$ 505,411**	**$ 41,987**	**$ -**	**$ -**	**$ -**	**$ -**	**$ -**	**0.00%**
50150 - Contractual/Consulting Services	$ -	$ 505,072	$ 39,812	$ -	$ -	$ -	$ -	$ -	0.00%
52000 - Disposal and Water Softener Srvs	$ -	$ -	$ -	$ -	$ -	$ -	$ -	$ -	0.00%
52175 - Facility Rental	$ -	$ -	$ -	$ -	$ -	$ -	$ -	$ -	0.00%
53120 - Employee Mileage Expense	$ -	$ 339	$ 2,175	$ -	$ -	$ -	$ -	$ -	0.00%
355 American Rescue Plan									
Revenue	***$ -***	***$ -***	***$ -***	***$ -***	***$ -***	***$ -***	***$ 189,841***	***$ 189,841***	***0.00%***
Grants	**$ -**	**$ -**	**$ -**	**$ -**	**$ -**	**$ -**	**$ 189,841**	**$ 189,841**	**0.00%**
32369 - American Rescue Plan Grant	$ -	$ -	$ -	$ -	$ -	$ -	$ 189,841	$ 189,841	0.00%
Expenses	***$ -***	***$ -***	***$ -***	***$ -***	***$ 660,646***	***$ 3,652,442***	***$ 192,283***	***$ 189,841***	***1,899.51%***
Commodities	**$ -**	**$ -**	**$ -**	**$ -**	**$ 19,123**	**$ 35,038**	**$ -**	**$ -**	**0.00%**
60010 - Operating Supplies	$ -	$ -	$ -	$ -	$ 19,123	$ 35,038	$ -	$ -	0.00%
Contractual Services	**$ -**	**$ -**	**$ -**	**$ -**	**$ 516,972**	**$ 3,332,804**	**$ 77**	**$ -**	**4,328,317.30%**
50150 - Contractual/Consulting Services	$ -	$ -	$ -	$ -	$ 516,972	$ 3,332,727	$ -	$ -	0.00%
53000 - Liability Insurance	$ -	$ -	$ -	$ -	$ -	$ 76	$ 76	$ -	100.00%
53020 - Unemployment Claims	$ -	$ -	$ -	$ -	$ -	$ 1	$ 1	$ -	100.00%
Personnel Services- Employee Benefits	**$ -**	**$ -**	**$ -**	**$ -**	**$ 28,585**	**$ 58,107**	**$ 68,500**	**$ 68,191**	**84.83%**
45000 - Healthcare Contribution	$ -	$ -	$ -	$ -	$ 17,772	$ 27,711	$ 49,859	$ 49,859	55.58%
45010 - Dental Contribution	$ -	$ -	$ -	$ -	$ 308	$ 620	$ 276	$ 276	224.61%
45100 - FICA/SS Contribution	$ -	$ -	$ -	$ -	$ 7,036	$ 16,875	$ 9,466	$ 9,307	178.27%
45200 - IMRF Contribution	$ -	$ -	$ -	$ -	$ 3,469	$ 10,757	$ 6,756	$ 6,643	159.22%
53010 - Workers Compensation	$ -	$ -	$ -	$ -	$ -	$ 2,143	$ 2,143	$ 2,106	100.00%
Personnel Services- Salaries & Wages	**$ -**	**$ -**	**$ -**	**$ -**	**$ 95,966**	**$ 226,494**	**$ 123,706**	**$ 121,650**	**183.09%**
40000 - Salaries and Wages	$ -	$ -	$ -	$ -	$ 95,966	$ 226,494	$ 123,706	$ 121,650	183.09%
660 Veterans' Commission									
380 Veterans' Commission									
Revenue	***$ 315,366***	***$ 315,272***	***$ 296,000***	***$ 496,520***	***$ 574,817***	***$ 331,069***	***$ 686,149***	***$ 677,884***	***48.25%***
Interest Revenue	**$ 10,540**	**$ (344)**	**$ (10,136)**	**$ 34,055**	**$ 40,867**	**$ 21,680**	**$ 28,000**	**$ 28,000**	**77.43%**
38000 - Investment Income	$ 10,540	$ (344)	$ (10,136)	$ 34,055	$ 40,867	$ 21,680	$ 28,000	$ 28,000	77.43%
Other	**$ 1,098**	**$ 1,150**	**$ 615**	**$ 950**	**$ 910**	**$ 105**	**$ 101,934**	**$ 93,669**	**0.10%**
38900 - Miscellaneous Other	$ 1,098	$ 1,150	$ 615	$ 950	$ 910	$ 105	$ 945	$ 945	11.11%
39900 - Fund Balance Utilization	$ -	$ -	$ -	$ -	$ -	$ -	$ 100,989	$ 92,724	0.00%
Transfers In	**$ -**	**$ 8,300**	**$ -**	**$ -**	**$ -**	**$ -**	**$ -**	**$ -**	**0.00%**
39000 - Transfer From Other Funds	$ -	$ 8,300	$ -	$ -	$ -	$ -	$ -	$ -	0.00%
Other Taxes	**$ 391**	**$ 137**	**$ 469**	**$ 454**	**$ 243**	**$ 55**	**$ -**	**$ -**	**0.00%**
30170 - TIF Distribution Tax	$ 391	$ 137	$ 469	$ 454	$ 243	$ 55	$ -	$ -	0.00%
Property Taxes	**$ 303,338**	**$ 306,030**	**$ 305,052**	**$ 461,061**	**$ 532,798**	**$ 309,228**	**$ 556,215**	**$ 556,215**	**55.60%**
30000 - Property Taxes	$ 303,338	$ 306,030	$ 304,294	$ 460,004	$ 531,613	$ 309,228	$ 556,215	$ 556,215	55.60%
30005 - Property Tax Revenue Recapture	$ -	$ -	$ 758	$ 1,057	$ 1,185	$ -	$ -	$ -	0.00%
Expenses	***$ 291,229***	***$ 300,950***	***$ 309,930***	***$ 478,773***	***$ 543,787***	***$ 455,323***	***$ 686,149***	***$ 677,884***	***66.36%***

Committee Revenue Budget Report - by Account Detail

Through September 30, 2025 (83.3% YTD, 84.62% Payroll Expense through Pay Period Ending 09/27/2025)

***2020, 2021, 2022, 2023 and 2024 Actual Fiscal Year**

Department / Fund / Account Classification	2020 Actual Amount*	2021 Actual Amount*	2022 Actual Amount*	2023 Actual Amount*	2024 Actual Amount*	2025 Actual Amount	2025 Amended Budget	2025 Adopted Budget	2025 YTD% Actual/Amended Budget
Capital	**$ 175**	**$ 222**	**$ -**	**$ 9,406**	**$ 7,661**	**$ -**	**$ -**	**$ -**	**0.00%**
70030 - Computer Software License Cost	$ 175	$ 222	$ -	$ -	$ -	$ -	$ -	$ -	0.00%
70080 - Office Furniture	$ -	$ -	$ -	$ 9,406	$ 7,661	$ -	$ -	$ -	0.00%
Commodities	**$ 2,111**	**$ 2,895**	**$ 2,401**	**$ 2,804**	**$ 3,153**	**$ 1,348**	**$ 8,247**	**$ 8,247**	**16.35%**
60000 - Office Supplies	$ 315	$ 843	$ 170	$ 577	$ 430	$ 96	$ 642	$ 642	14.96%
60050 - Books and Subscriptions	$ 256	$ 271	$ 507	$ 369	$ 316	$ -	$ 382	$ 382	0.00%
60060 - Computer Software- Non Capital	$ -	$ -	$ 15	$ -	$ -	$ -	$ 4,960	$ 4,960	0.00%
60070 - Computer Hardware- Non Capital	$ 146	$ -	$ -	$ 21	$ -	$ -	$ -	$ -	0.00%
60265 - Public Health Commodities - Coronavirus	$ -	$ -	$ 22	$ -	$ -	$ -	$ -	$ -	0.00%
64000 - Telephone	$ 1,395	$ 1,781	$ 1,687	$ 1,675	$ 1,975	$ 1,036	$ 1,783	$ 1,783	58.12%
64010 - Cellular Phone	$ -	$ -	$ -	$ 161	$ 432	$ 216	$ 480	$ 480	45.01%
Contingency and Other	**$ -**	**$ -**	**$ -**	**$ -**	**$ -**	**$ -**	**$ -**	**$ -**	**0.00%**
89000 - Addition to Fund Balance	$ -	$ -	$ -	$ -	$ -	$ -	$ -	$ -	0.00%
Contractual Services	**$ 7,708**	**$ 10,177**	**$ 17,852**	**$ 28,056**	**$ 25,927**	**$ 24,901**	**$ 104,983**	**$ 104,722**	**23.72%**
50160 - Legal Services	$ -	$ -	$ -	$ 6,009	$ 2,154	$ 347	$ 50,000	$ 50,000	0.69%
50235 - Public Health Services - Coronavirus	$ -	$ -	$ -	$ -	$ -	$ -	$ -	$ -	0.00%
52140 - Repairs and Maint- Copiers	$ 196	$ 143	$ 200	$ 269	$ 184	$ 178	$ 277	$ 277	64.27%
53000 - Liability Insurance	$ 4,067	$ 3,772	$ 4,699	$ 9,561	$ 11,247	$ 15,552	$ 15,552	$ 15,294	100.00%
53020 - Unemployment Claims	$ 117	$ 120	$ 142	$ 132	$ 181	$ 210	$ 210	$ 207	100.00%
53060 - General Printing	$ -	$ 129	$ 237	$ 302	$ 320	$ 132	$ 300	$ 300	43.83%
53100 - Conferences and Meetings	$ 91	$ 701	$ 1,466	$ 2,067	$ 676	$ 1,133	$ 1,982	$ 1,982	57.17%
53110 - Employee Training	$ 2,647	$ 4,505	$ 10,155	$ 8,082	$ 10,383	$ 6,252	$ 11,125	$ 11,125	56.19%
53120 - Employee Mileage Expense	$ 350	$ 306	$ 552	$ 1,185	$ 332	$ 558	$ 1,087	$ 1,087	51.33%
53130 - General Association Dues	$ 240	$ 500	$ 400	$ 450	$ 450	$ 540	$ 450	$ 450	120.00%
55000 - Miscellaneous Contractual Exp	$ -	$ -	$ -	$ -	$ -	$ -	$ 24,000	$ 24,000	0.00%
Personnel Services- Employee Benefits	**$ 86,677**	**$ 89,139**	**$ 86,438**	**$ 107,892**	**$ 119,431**	**$ 100,164**	**$ 139,217**	**$ 138,180**	**71.95%**
45000 - Healthcare Contribution	$ 51,495	$ 51,166	$ 52,209	$ 60,537	$ 66,275	$ 52,190	$ 75,010	$ 75,010	69.58%
45010 - Dental Contribution	$ 1,454	$ 1,589	$ 1,589	$ 1,706	$ 1,979	$ 1,997	$ 1,988	$ 1,988	100.45%
45100 - FICA/SS Contribution	$ 14,051	$ 14,194	$ 14,285	$ 22,884	$ 27,125	$ 22,639	$ 32,074	$ 31,539	70.58%
45200 - IMRF Contribution	$ 14,716	$ 16,274	$ 12,684	$ 15,496	$ 16,313	$ 16,084	$ 22,891	$ 22,510	70.26%
53010 - Workers Compensation	$ 4,961	$ 5,916	$ 5,671	$ 7,269	$ 7,739	$ 7,254	$ 7,254	$ 7,133	100.00%
Personnel Services- Salaries & Wages	**$ 194,558**	**$ 198,517**	**$ 203,240**	**$ 318,247**	**$ 375,731**	**$ 314,396**	**$ 419,187**	**$ 412,220**	**75.00%**
40000 - Salaries and Wages	$ 194,558	$ 198,517	$ 203,240	$ 318,247	$ 375,731	$ 314,396	$ 419,187	$ 412,220	75.00%
40002 - Non-Union Wage Increase	$ -	$ -	$ -	$ -	$ -	$ -	$ -	$ -	0.00%
Transfers Out	**$ -**	**$ -**	**$ -**	**$ 12,368**	**$ 11,885**	**$ 14,515**	**$ 14,515**	**$ 14,515**	**100.00%**
99001 - Transfer to General Fund 001	$ -	$ -	$ -	$ 12,368	$ 11,885	$ 14,515	$ 14,515	$ 14,515	100.00%
670 Environmental Management									
001 General Fund									
Revenue	***$ 68,406***	***$ 67,115***	***$ 76,617***	***$ 85,797***	***$ 115,468***	***$ 97,896***	***$ 65,321***	***$ 65,321***	***149.87%***
Reimbursements	**$ 2,725**	**$ 4,875**	**$ 4,775**	**$ 4,950**	**$ 5,225**	**$ 4,912**	**$ 5,000**	**$ 5,000**	**98.24%**
37900 - Miscellaneous Reimbursement	$ 2,725	$ 4,875	$ 4,775	$ 4,950	$ 5,225	$ 4,912	$ 5,000	$ 5,000	98.24%

Committee Revenue Budget Report - by Account Detail

Through September 30, 2025 (83.3% YTD, 84.62% Payroll Expense through Pay Period Ending 09/27/2025)

***2020, 2021, 2022, 2023 and 2024 Actual Fiscal Year**

Department / Fund / Account Classification	2020 Actual Amount*	2021 Actual Amount*	2022 Actual Amount*	2023 Actual Amount*	2024 Actual Amount*	2025 Actual Amount	2025 Amended Budget	2025 Adopted Budget	2025 YTD% Actual/Amended Budget
Charges for Services	**$ 38,569**	**$ 34,576**	**$ 8,250**	**$ 12,050**	**$ 3,500**	**$ 4,250**	**$ 5,000**	**$ 5,000**	**85.00%**
34730 - Subdivision Approval Fees	$ 12,400	$ 1,500	$ 8,250	$ 12,050	$ 3,500	$ 4,250	$ 5,000	$ 5,000	85.00%
35385 - Electrical Aggregation Admin Fee	$ 26,169	$ 33,076	$ -	$ -	$ -	$ -	$ -	$ -	0.00%
Transfers In	**$ -**	**$ -**	**$ 27,000**	**$ 27,089**	**$ 27,630**	**$ 28,321**	**$ 28,321**	**$ 28,321**	**100.00%**
39000 - Transfer From Other Funds	$ -	$ -	$ -	$ -	$ -	$ -	$ -	$ -	0.00%
39421 - Transfer from Elec Agg Civic Contribution Fund 421	$ -	$ -	$ 27,000	$ 27,089	$ 27,630	$ 28,321	$ 28,321	$ 28,321	100.00%
Grants	**$ -**	**$ -**	**$ -**	**$ -**	**$ -**	**$ -**	**$ -**	**$ -**	**0.00%**
33613 - Natural Hazard Mitigation Grant	$ -	$ -	$ -	$ -	$ -	$ -	$ -	$ -	0.00%
Licenses and Permits	**$ 27,113**	**$ 27,665**	**$ 36,592**	**$ 41,708**	**$ 79,113**	**$ 60,413**	**$ 27,000**	**$ 27,000**	**223.75%**
31310 - Residential Grading Plan Permits	$ 3,850	$ 10,075	$ 9,202	$ 13,163	$ 10,935	$ 700	$ 5,000	$ 5,000	14.00%
31320 - Stormwater Permits	$ 23,263	$ 16,590	$ 22,390	$ 28,545	$ 67,178	$ 55,713	$ 20,000	$ 20,000	278.56%
31360 - Wetland Permits	$ -	$ 1,000	$ 5,000	$ -	$ 1,000	$ 4,000	$ 2,000	$ 2,000	200.00%
Expenses	***$ 511,761***	***$ 494,965***	***$ 549,659***	***$ 623,476***	***$ 656,449***	***$ 538,450***	***$ 717,514***	***$ 706,738***	***75.04%***
Commodities	**$ 406**	**$ 735**	**$ 1,707**	**$ 1,312**	**$ 903**	**$ 312**	**$ 1,000**	**$ 1,000**	**31.18%**
60000 - Office Supplies	$ 60	$ 35	$ 23	$ 490	$ 45	$ 48	$ 400	$ 400	11.97%
60010 - Operating Supplies	$ 35	$ 126	$ 4	$ 199	$ 250	$ 24	$ 100	$ 100	23.74%
60020 - Computer Related Supplies	$ -	$ -	$ -	$ -	$ -	$ -	$ 200	$ 200	0.00%
60060 - Computer Software- Non Capital	$ -	$ -	$ 900	$ -	$ -	$ -	$ -	$ -	0.00%
60265 - Public Health Commodities - Coronavirus	$ -	$ -	$ -	$ -	$ -	$ -	$ -	$ -	0.00%
63040 - Fuel- Vehicles	$ 311	$ 574	$ 780	$ 624	$ 608	$ 240	$ 300	$ 300	80.07%
Contractual Services	**$ 40,564**	**$ 3,895**	**$ 3,130**	**$ 4,121**	**$ 3,266**	**$ 7,371**	**$ 5,650**	**$ 5,650**	**130.46%**
50150 - Contractual/Consulting Services	$ 37,467	$ -	$ 252	$ -	$ -	$ 3,666	$ -	$ -	0.00%
52140 - Repairs and Maint- Copiers	$ -	$ -	$ -	$ -	$ -	$ -	$ 350	$ 350	0.00%
52160 - Repairs and Maint- Equipment	$ -	$ -	$ -	$ -	$ -	$ -	$ 100	$ 100	0.00%
52230 - Repairs and Maint- Vehicles	$ 60	$ 510	$ 100	$ 147	$ 143	$ 1,113	$ 1,200	$ 1,200	92.79%
53070 - Legal Printing	$ 336	$ 830	$ 234	$ 1,019	$ 145	$ 298	$ 250	$ 250	119.08%
53100 - Conferences and Meetings	$ 2,601	$ 2,379	$ 1,930	$ 2,349	$ 2,927	$ 1,613	$ 3,000	$ 3,000	53.75%
53110 - Employee Training	$ -	$ -	$ -	$ -	$ -	$ 215	$ 250	$ 250	85.97%
53120 - Employee Mileage Expense	$ -	$ -	$ -	$ -	$ -	$ -	$ 100	$ 100	0.00%
53130 - General Association Dues	$ 100	$ 176	$ 614	$ 606	$ 50	$ 467	$ 400	$ 400	116.75%
Personnel Services- Employee Benefits	**$ 70,786**	**$ 78,977**	**$ 94,828**	**$ 108,393**	**$ 126,050**	**$ -**	**$ 254,624**	**$ 254,624**	**0.00%**
45000 - Healthcare Contribution	$ 69,037	$ 77,192	$ 93,082	$ 105,913	$ 122,921	$ -	$ 146,877	$ 146,877	0.00%
45009 - Healthcare Subsidy	$ -	$ -	$ (39)	$ -	$ -	$ -	$ -	$ -	0.00%
45010 - Dental Contribution	$ 1,748	$ 1,785	$ 1,785	$ 2,480	$ 3,129	$ -	$ 3,833	$ 3,833	0.00%
45100 - FICA/SS Contribution	$ -	$ -	$ -	$ -	$ -	$ -	$ 53,568	$ 53,568	0.00%
45200 - IMRF Contribution	$ -	$ -	$ -	$ -	$ -	$ -	$ 38,230	$ 38,230	0.00%
53010 - Workers Compensation	$ -	$ -	$ -	$ -	$ -	$ -	$ 12,116	$ 12,116	0.00%
Personnel Services- Salaries & Wages	**$ 400,006**	**$ 411,358**	**$ 449,994**	**$ 509,650**	**$ 652,281**	**$ 530,767**	**$ 710,864**	**$ 700,088**	**74.67%**
40000 - Salaries and Wages	$ 400,006	$ 411,358	$ 449,994	$ 509,650	$ 652,281	$ 530,767	$ 710,864	$ 700,088	74.67%
40002 - Non-Union Wage Increase	$ -	$ -	$ -	$ -	$ -	$ -	$ -	$ -	0.00%
40003 - Cost of Living Increase	$ -	$ -	$ -	$ -	$ -	$ -	$ -	$ -	0.00%
40007 - Equity Study Adjustments	$ -	$ -	$ -	$ -	$ -	$ -	$ -	$ -	0.00%
Services	**$ -**	**$ -**	**$ -**	**$ -**	**$ (126,050)**	**$ -**	**$ (254,624)**	**$ (254,624)**	**0.00%**
45005 - Healthcare Contribution Contra Account	$ -	$ -	$ -	$ -	$ (122,921)	$ -	$ (146,877)	$ (146,877)	0.00%
45015 - Dental Insurance Contra Account	$ -	$ -	$ -	$ -	$ (3,129)	$ -	$ (3,833)	$ (3,833)	0.00%
45105 - FICA/SS Contribution Contra Account	$ -	$ -	$ -	$ -	$ -	$ -	$ (53,568)	$ (53,568)	0.00%
45205 - IMRF Contribution Contra Account	$ -	$ -	$ -	$ -	$ -	$ -	$ (38,230)	$ (38,230)	0.00%

Committee Revenue Budget Report - by Account Detail

Through September 30, 2025 (83.3% YTD, 84.62% Payroll Expense through Pay Period Ending 09/27/2025)

***2020, 2021, 2022, 2023 and 2024 Actual Fiscal Year**

Department / Fund / Account Classification	2020 Actual Amount*	2021 Actual Amount*	2022 Actual Amount*	2023 Actual Amount*	2024 Actual Amount*	2025 Actual Amount	2025 Amended Budget	2025 Adopted Budget	2025 YTD% Actual/Amended Budget
53015 - Worker's Comp Contra Account	$ -	$ -	$ -	$ -	$ -	$ -	$ (12,116)	$ (12,116)	0.00%
420 Stormwater Management									
Revenue	***$ 17,987***	***$ 11,958***	***$ 271,874***	***$ 70,057***	***$ 312,319***	***$ 562,056***	***$ 101,645***	***$ 101,450***	***552.96%***
Interest Revenue	**$ 17,987**	**$ (42)**	**$ (19,958)**	**$ 67,557**	**$ 82,334**	**$ 56,074**	**$ 55,000**	**$ 55,000**	**101.95%**
38000 - Investment Income	$ 17,987	$ (42)	$ (19,958)	$ 67,557	$ 82,334	$ 56,074	$ 55,000	$ 55,000	101.95%
Other	**$ -**	**$ -**	**$ -**	**$ -**	**$ -**	**$ -**	**$ 46,645**	**$ 46,450**	**0.00%**
38900 - Miscellaneous Other	$ -	$ -	$ -	$ -	$ -	$ -	$ -	$ -	0.00%
39900 - Fund Balance Utilization	$ -	$ -	$ -	$ -	$ -	$ -	$ 46,645	$ 46,450	0.00%
Reimbursements	**$ -**	**$ -**	**$ -**	**$ -**	**$ -**	**$ -**	**$ -**	**$ -**	**0.00%**
37900 - Miscellaneous Reimbursement	$ -	$ -	$ -	$ -	$ -	$ -	$ -	$ -	0.00%
Charges for Services	**$ -**	**$ -**	**$ 287,332**	**$ -**	**$ 198,985**	**$ 505,983**	**$ -**	**$ -**	**0.00%**
34700 - Wetland Fee in Lieu Fees	$ -	$ -	$ 287,332	$ -	$ 198,985	$ 505,983	$ -	$ -	0.00%
Transfers In	**$ -**	**$ 9,000**	**$ -**	**$ -**	**$ 30,000**	**$ -**	**$ -**	**$ -**	**0.00%**
39000 - Transfer From Other Funds	$ -	$ 9,000	$ -	$ -	$ -	$ -	$ -	$ -	0.00%
39001 - Transfer from General Fund 001	$ -	$ -	$ -	$ -	$ 30,000	$ -	$ -	$ -	0.00%
Licenses and Permits	**$ -**	**$ 3,000**	**$ 4,500**	**$ 2,500**	**$ 1,000**	**$ -**	**$ -**	**$ -**	**0.00%**
31360 - Wetland Permits	$ -	$ 3,000	$ 4,500	$ 2,500	$ 1,000	$ -	$ -	$ -	0.00%
Expenses	***$ 11,832***	***$ 12,980***	***$ 24,154***	***$ 77,755***	***$ 19,797***	***$ 266,148***	***$ 101,645***	***$ 101,450***	***261.84%***
Commodities	**$ 341**	**$ 256**	**$ -**	**$ 21**	**$ -**	**$ 280**	**$ -**	**$ -**	**0.00%**
60010 - Operating Supplies	$ 341	$ 256	$ -	$ 21	$ -	$ 280	$ -	$ -	0.00%
Contingency and Other	**$ -**	**$ -**	**$ -**	**$ -**	**$ -**	**$ -**	**$ -**	**$ -**	**0.00%**
89000 - Addition to Fund Balance	$ -	$ -	$ -	$ -	$ -	$ -	$ -	$ -	0.00%
Contractual Services	**$ 417**	**$ 1,249**	**$ 11,965**	**$ 65,336**	**$ 5,579**	**$ 254,650**	**$ 86,573**	**$ 86,567**	**294.14%**
50150 - Contractual/Consulting Services	$ -	$ -	$ -	$ 65,000	$ 907	$ 20,050	$ 60,000	$ 60,000	33.42%
53000 - Liability Insurance	$ 155	$ 144	$ 179	$ 232	$ 246	$ 368	$ 368	$ 362	100.00%
53020 - Unemployment Claims	$ 5	$ 5	$ 6	$ 4	$ 3	$ 5	$ 5	$ 5	100.00%
53070 - Legal Printing	$ -	$ -	$ -	$ -	$ 39	$ -	$ -	$ -	0.00%
53100 - Conferences and Meetings	$ 62	$ 1,000	$ -	$ -	$ 4,384	$ 450	$ 1,000	$ 1,000	45.00%
53130 - General Association Dues	$ 195	$ 100	$ 100	$ 100	$ -	$ -	$ 200	$ 200	0.00%
55000 - Miscellaneous Contractual Exp	$ -	$ -	$ 11,680	$ -	$ -	$ -	$ -	$ -	0.00%
55030 - Grant Pass Thru	$ -	$ -	$ -	$ -	$ -	$ 233,777	$ 25,000	$ 25,000	935.11%
Personnel Services- Employee Benefits	**$ 3,658**	**$ 3,933**	**$ 4,213**	**$ 4,200**	**$ 4,418**	**$ 3,607**	**$ 4,910**	**$ 4,887**	**73.46%**
45000 - Healthcare Contribution	$ 2,397	$ 2,554	$ 2,955	$ 3,063	$ 3,129	$ 2,521	$ 3,375	$ 3,375	74.68%
45010 - Dental Contribution	$ 55	$ 60	$ 60	$ 60	$ 64	$ 48	$ 65	$ 65	74.49%
45100 - FICA/SS Contribution	$ 497	$ 509	$ 521	$ 537	$ 655	$ 506	$ 761	$ 746	66.43%
45200 - IMRF Contribution	$ 520	$ 584	$ 462	$ 364	$ 393	$ 359	$ 536	$ 532	67.03%
53010 - Workers Compensation	$ 190	$ 225	$ 216	$ 176	$ 176	$ 173	$ 173	$ 169	100.00%
Personnel Services- Salaries & Wages	**$ 7,415**	**$ 7,542**	**$ 7,696**	**$ 7,937**	**$ 9,533**	**$ 7,351**	**$ 9,901**	**$ 9,735**	**74.24%**
40000 - Salaries and Wages	$ 7,415	$ 7,542	$ 7,696	$ 7,937	$ 9,533	$ 7,351	$ 9,901	$ 9,735	74.24%
40002 - Non-Union Wage Increase	$ -	$ -	$ -	$ -	$ -	$ -	$ -	$ -	0.00%
40003 - Cost of Living Increase	$ -	$ -	$ -	$ -	$ -	$ -	$ -	$ -	0.00%
Transfers Out	**$ -**	**$ -**	**$ 279**	**$ 262**	**$ 267**	**$ 261**	**$ 261**	**$ 261**	**100.00%**
99000 - Transfer To Other Funds	$ -	$ -	$ -	$ -	$ -	$ -	$ -	$ -	0.00%
99001 - Transfer to General Fund 001	$ -	$ -	$ 279	$ 262	$ 267	$ 261	$ 261	$ 261	100.00%

Committee Revenue Budget Report - by Account Detail

Through September 30, 2025 (83.3% YTD, 84.62% Payroll Expense through Pay Period Ending 09/27/2025)

***2020, 2021, 2022, 2023 and 2024 Actual Fiscal Year**

Department / Fund / Account Classification	2020 Actual Amount*	2021 Actual Amount*	2022 Actual Amount*	2023 Actual Amount*	2024 Actual Amount*	2025 Actual Amount	2025 Amended Budget	2025 Adopted Budget	2025 YTD% Actual/Amended Budget
421 Elec Agg Civic Contribution									
Revenue	***$ -***	***$ 47,655***	***$ 314,939***	***$ 277,340***	***$ 88,950***	***$ 77,201***	***$ 112,000***	***$ 92,000***	***68.93%***
Interest Revenue	**$ -**	**$ (79)**	**$ (5,450)**	**$ 14,395**	**$ 28,947**	**$ 17,198**	**$ 12,000**	**$ 12,000**	**143.32%**
38000 - Investment Income	$ -	$ (79)	$ (5,450)	$ 14,395	$ 28,947	$ 17,198	$ 12,000	$ 12,000	143.32%
Other	**$ -**	**$ -**	**$ -**	**$ -**	**$ -**	**$ -**	**$ 20,000**	**$ -**	**0.00%**
39900 - Fund Balance Utilization	$ -	$ -	$ -	$ -	$ -	$ -	$ 20,000	$ -	0.00%
Reimbursements	**$ -**	**$ 47,734**	**$ 320,389**	**$ 262,945**	**$ 60,003**	**$ 60,003**	**$ 80,000**	**$ 80,000**	**75.00%**
35386 - Electrical Aggregation Civic Contribution	$ -	$ 47,734	$ 320,389	$ 262,945	$ 60,003	$ 60,003	$ 80,000	$ 80,000	75.00%
Expenses	***$ -***	***$ -***	***$ 30,896***	***$ 63,358***	***$ 103,421***	***$ 28,321***	***$ 112,000***	***$ 92,000***	***25.29%***
Contingency and Other	**$ -**	**$ -**	**$ -**	**$ -**	**$ -**	**$ -**	**$ 63,679**	**$ 63,679**	**0.00%**
89000 - Addition to Fund Balance	$ -	$ -	$ -	$ -	$ -	$ -	$ 63,679	$ 63,679	0.00%
Contractual Services	**$ -**	**$ -**	**$ 3,896**	**$ 36,269**	**$ 75,791**	**$ -**	**$ 20,000**	**$ -**	**0.00%**
50150 - Contractual/Consulting Services	$ -	$ -	$ 3,896	$ 36,269	$ 75,791	$ -	$ 20,000	$ -	0.00%
Transfers Out	**$ -**	**$ -**	**$ 27,000**	**$ 27,089**	**$ 27,630**	**$ 28,321**	**$ 28,321**	**$ 28,321**	**100.00%**
99000 - Transfer To Other Funds	$ -	$ -	$ -	$ -	$ -	$ -	$ -	$ -	0.00%
99001 - Transfer to General Fund 001	$ -	$ -	$ 27,000	$ 27,089	$ 27,630	$ 28,321	$ 28,321	$ 28,321	100.00%
650 Enterprise Surcharge									
Revenue	***$ 279,505***	***$ 160,595***	***$ 102,134***	***$ 423,887***	***$ 809,779***	***$ 325,212***	***$ 515,871***	***$ 389,700***	***63.04%***
Interest Revenue	**$ 82,563**	**$ 1,800**	**$ (62,612)**	**$ 241,146**	**$ 308,101**	**$ 177,565**	**$ 189,000**	**$ 189,000**	**93.95%**
38000 - Investment Income	$ 82,563	$ 1,800	$ (62,612)	$ 241,146	$ 308,101	$ 177,565	$ 189,000	$ 189,000	93.95%
Other	**$ 2,555**	**$ 1,000**	**$ 250**	**$ 1,156**	**$ 10,934**	**$ 10,863**	**$ 608**	**$ -**	**1,786.63%**
38900 - Miscellaneous Other	$ 2,555	$ 1,000	$ 250	$ 1,156	$ 10,934	$ 10,863	$ -	$ -	0.00%
39900 - Fund Balance Utilization	$ -	$ -	$ -	$ -	$ -	$ -	$ 608	$ -	0.00%
Reimbursements	**$ 69,795**	**$ 75,297**	**$ 71,830**	**$ 75,361**	**$ 91,058**	**$ 7,020**	**$ 75,000**	**$ 75,000**	**9.36%**
37270 - House Hazard Waste Reimbursement	$ 69,795	$ 75,297	$ 71,830	$ 75,361	$ 91,058	$ 7,020	$ 75,000	$ 75,000	9.36%
Charges for Services	**$ 12,592**	**$ 11,175**	**$ 31,666**	**$ 19,724**	**$ 34,861**	**$ 32,964**	**$ 28,900**	**$ 28,900**	**114.06%**
34690 - Hauling Fees	$ 12,295	$ 10,425	$ 20,575	$ 19,125	$ 33,600	$ 6,950	$ 18,000	$ 18,000	38.61%
34715 - Franchise Fee	$ -	$ -	$ 10,000	$ -	$ -	$ -	$ 10,400	$ 10,400	0.00%
35405 - Electric Vehicle Charging Station Fee	$ 297	$ 750	$ 1,091	$ 599	$ 1,261	$ 26,014	$ 500	$ 500	5,202.88%
Transfers In	**$ 112,000**	**$ 71,323**	**$ 61,000**	**$ 86,500**	**$ 364,825**	**$ 96,800**	**$ 96,800**	**$ 96,800**	**100.00%**
39000 - Transfer From Other Funds	$ 112,000	$ 71,323	$ -	$ -	$ -	$ -	$ -	$ -	0.00%
39001 - Transfer from General Fund 001	$ -	$ -	$ -	$ -	$ 285,000	$ -	$ -	$ -	0.00%
39120 - Transfer from Grand Victoria Casino Elgin Fund 120	$ -	$ -	$ 61,000	$ 86,500	$ 79,825	$ 96,800	$ 96,800	$ 96,800	100.00%
Grants	**$ -**	**$ -**	**$ -**	**$ -**	**$ -**	**$ -**	**$ 125,563**	**$ -**	**0.00%**
33903 - Grants - Federal Government	$ -	$ -	$ -	$ -	$ -	$ -	$ 125,563	$ -	0.00%
Expenses	***$ 301,526***	***$ 261,810***	***$ 199,658***	***$ 189,315***	***$ 241,221***	***$ 132,329***	***$ 515,871***	***$ 389,700***	***25.65%***
Capital	**$ 2,691**	**$ -**	**$ -**	**$ -**	**$ -**	**$ -**	**$ -**	**$ -**	**0.00%**
76000 - Depreciation Expense	$ 2,691	$ -	$ -	$ -	$ -	$ -	$ -	$ -	0.00%
Commodities	**$ 14,006**	**$ 8,397**	**$ 12,211**	**$ 13,341**	**$ 14,593**	**$ 8,465**	**$ 30,371**	**$ 17,425**	**27.87%**
60000 - Office Supplies	$ 428	$ 250	$ 938	$ 497	$ 397	$ 541	$ 600	$ 600	90.14%

Committee Revenue Budget Report - by Account Detail

Through September 30, 2025 (83.3% YTD, 84.62% Payroll Expense through Pay Period Ending 09/27/2025)

***2020, 2021, 2022, 2023 and 2024 Actual Fiscal Year**

Department / Fund / Account Classification	2020 Actual Amount*	2021 Actual Amount*	2022 Actual Amount*	2023 Actual Amount*	2024 Actual Amount*	2025 Actual Amount	2025 Amended Budget	2025 Adopted Budget	2025 YTD% Actual/Amended Budget
60010 - Operating Supplies	$ 12,012	$ 6,065	$ 8,569	$ 11,314	$ 13,845	$ 7,664	$ 23,821	$ 11,875	32.17%
60040 - Postage	$ 100	$ 1,804	$ 2,354	$ 1,241	$ -	$ -	$ 3,000	$ 2,000	0.00%
60050 - Books and Subscriptions	$ 52	$ -	$ -	$ -	$ -	$ -	$ 150	$ 150	0.00%
60265 - Public Health Commodities - Coronavirus	$ -	$ -	$ -	$ -	$ -	$ -	$ -	$ -	0.00%
63040 - Fuel- Vehicles	$ 24	$ 23	$ 66	$ -	$ 43	$ 106	$ 500	$ 500	21.15%
64000 - Telephone	$ 1,390	$ 255	$ 283	$ 290	$ 308	$ 154	$ 2,300	$ 2,300	6.71%
Contingency and Other	**$ -**	**$ -**	**$ -**	**$ -**	**$ -**	**$ -**	**$ 179,684**	**$ 152,265**	**0.00%**
89000 - Addition to Fund Balance	$ -	$ -	$ -	$ -	$ -	$ -	$ 179,684	$ 152,265	0.00%
Contractual Services	**$ 162,126**	**$ 141,421**	**$ 114,667**	**$ 142,632**	**$ 185,655**	**$ 87,656**	**$ 262,911**	**$ 177,694**	**33.34%**
50140 - Engineering Services	$ 3,491	$ 3,126	$ 1,300	$ -	$ -	$ 1,584	$ 15,000	$ 15,000	10.56%
50150 - Contractual/Consulting Services	$ 128,087	$ 103,728	$ 82,067	$ 112,642	$ 142,725	$ 60,782	$ 205,948	$ 126,500	29.51%
50590 - Professional Services	$ 12,543	$ 27,227	$ 19,914	$ 24,309	$ 28,066	$ 15,892	$ 31,250	$ 25,500	50.85%
50650 - Blighted Structure Demolition	$ -	$ 210	$ -	$ -	$ -	$ -	$ -	$ -	0.00%
50660 - Electric Vehicle Services	$ 1,500	$ 769	$ 1,540	$ 43	$ 1,500	$ -	$ 1,000	$ 1,000	0.00%
52230 - Repairs and Maint- Vehicles	$ 10	$ 90	$ 1,096	$ -	$ 2,411	$ 1,978	$ 500	$ 500	395.70%
53000 - Liability Insurance	$ 2,413	$ 1,896	$ 1,171	$ 668	$ 667	$ 1,137	$ 1,137	$ 1,118	100.00%
53020 - Unemployment Claims	$ 70	$ 60	$ 36	$ 10	$ 9	$ 16	$ 16	$ 16	100.00%
53060 - General Printing	$ 11,734	$ 3,015	$ 5,288	$ 2,272	$ 6,595	$ 2,324	$ 3,500	$ 3,500	66.40%
53100 - Conferences and Meetings	$ 409	$ 150	$ 831	$ 934	$ 1,423	$ 1,278	$ 2,050	$ 2,050	62.35%
53120 - Employee Mileage Expense	$ -	$ -	$ -	$ -	$ -	$ -	$ 250	$ 250	0.00%
53130 - General Association Dues	$ 1,868	$ 1,148	$ 1,423	$ 1,754	$ 2,259	$ 2,665	$ 2,260	$ 2,260	117.92%
Personnel Services- Employee Benefits	**$ 30,430**	**$ 29,433**	**$ 19,093**	**$ 9,514**	**$ 10,669**	**$ 12,477**	**$ 11,289**	**$ 11,210**	**110.53%**
45000 - Healthcare Contribution	$ 13,990	$ 12,810	$ 10,148	$ 5,995	$ 6,369	$ 9,036	$ 6,494	$ 6,494	139.15%
45009 - Healthcare Subsidy	$ (951)	$ (80)	$ -	$ -	$ -	$ -	$ -	$ -	0.00%
45010 - Dental Contribution	$ 686	$ 666	$ 49	$ 211	$ 231	$ 183	$ 244	$ 244	74.95%
45019 - Dental Subsidy	$ (53)	$ (5)	$ -	$ -	$ -	$ -	$ -	$ -	0.00%
45100 - FICA/SS Contribution	$ 7,197	$ 6,190	$ 3,954	$ 1,671	$ 2,223	$ 1,597	$ 2,345	$ 2,305	68.08%
45109 - FICA/SS Subsidy	$ (423)	$ (99)	$ -	$ -	$ -	$ -	$ -	$ -	0.00%
45200 - IMRF Contribution	$ 7,532	$ 7,097	$ 3,529	$ 1,130	$ 1,338	$ 1,130	$ 1,674	$ 1,645	67.48%
45209 - IMRF Subsidy	$ (492)	$ (121)	$ -	$ -	$ -	$ -	$ -	$ -	0.00%
53010 - Workers Compensation	$ 2,944	$ 2,974	$ 1,413	$ 508	$ 507	$ 532	$ 532	$ 522	100.00%
Personnel Services- Salaries & Wages	**$ 92,273**	**$ 82,559**	**$ 51,899**	**$ 21,964**	**$ 29,294**	**$ 22,743**	**$ 30,629**	**$ 30,119**	**74.25%**
40000 - Salaries and Wages	$ 98,387	$ 83,935	$ 51,899	$ 21,964	$ 29,294	$ 22,743	$ 30,629	$ 30,119	74.25%
40002 - Non-Union Wage Increase	$ -	$ -	$ -	$ -	$ -	$ -	$ -	$ -	0.00%
40003 - Cost of Living Increase	$ -	$ -	$ -	$ -	$ -	$ -	$ -	$ -	0.00%
40009 - Salaries and Wages Subsidy	$ (6,114)	$ (1,376)	$ -	$ -	$ -	$ -	$ -	$ -	0.00%
Transfers Out	**$ -**	**$ -**	**$ 1,788**	**$ 1,864**	**$ 1,010**	**$ 987**	**$ 987**	**$ 987**	**100.00%**
99000 - Transfer To Other Funds	$ -	$ -	$ -	$ -	$ -	$ -	$ -	$ -	0.00%
99001 - Transfer to General Fund 001	$ -	$ -	$ 1,788	$ 1,864	$ 1,010	$ 987	$ 987	$ 987	100.00%
651 Enterprise General									
Revenue	***$ 14,901***	***$ (1,929)***	***$ -***	***$ -***	***$ -***	***$ -***	***$ -***	***$ -***	***0.00%***
Interest Revenue	**$ 14,901**	**$ (2,179)**	**$ -**	**$ -**	**$ -**	**$ -**	**$ -**	**$ -**	**0.00%**
38000 - Investment Income	$ 14,901	$ (2,179)	$ -	$ -	$ -	$ -	$ -	$ -	0.00%
Other	**$ -**	**$ 250**	**$ -**	**$ -**	**$ -**	**$ -**	**$ -**	**$ -**	**0.00%**

Committee Revenue Budget Report - by Account Detail

Through September 30, 2025 (83.3% YTD, 84.62% Payroll Expense through Pay Period Ending 09/27/2025)

***2020, 2021, 2022, 2023 and 2024 Actual Fiscal Year**

Department / Fund / Account Classification	2020 Actual Amount*	2021 Actual Amount*	2022 Actual Amount*	2023 Actual Amount*	2024 Actual Amount*	2025 Actual Amount	2025 Amended Budget	2025 Adopted Budget	2025 YTD% Actual/Amended Budget
38900 - Miscellaneous Other	$ -	$ 250	$ -	$ -	$ -	$ -	$ -	$ -	0.00%
39900 - Fund Balance Utilization	$ -	$ -	$ -	$ -	$ -	$ -	$ -	$ -	0.00%
Expenses	***$ 613,504***	***$ 307,464***	***$ -***	***$ -***	***$ -***	***$ -***	***$ -***	***$ -***	***0.00%***
Capital	**$ -**	**$ 13,999**	**$ -**	**$ -**	**$ -**	**$ -**	**$ -**	**$ -**	**0.00%**
72150 - Buildings- North Campus	$ -	$ 13,999	$ -	$ -	$ -	$ -	$ -	$ -	0.00%
Contractual Services	**$ 613,504**	**$ 293,465**	**$ -**	**$ -**	**$ -**	**$ -**	**$ -**	**$ -**	**0.00%**
50150 - Contractual/Consulting Services	$ 613,504	$ 293,465	$ -	$ -	$ -	$ -	$ -	$ -	0.00%
751 Subdivision Review Escrow									
Revenue	***$ -***	***$ -***	***$ (228)***	***$ 673***	***$ 848***	***$ 514***	***$ 1,488***	***$ 1,488***	***34.54%***
Interest Revenue	**$ -**	**$ -**	**$ (228)**	**$ 673**	**$ 848**	**$ 514**	**$ 488**	**$ 488**	**105.33%**
38000 - Investment Income	$ -	$ -	$ (228)	$ 673	$ 848	$ 514	$ 488	$ 488	105.33%
Other	**$ -**	**$ -**	**$ -**	**$ -**	**$ -**	**$ -**	**$ 1,000**	**$ 1,000**	**0.00%**
38538 - Collections	$ -	$ -	$ -	$ -	$ -	$ -	$ 1,000	$ 1,000	0.00%
Expenses	***$ -***	***$ -***	***$ -***	***$ -***	***$ -***	***$ -***	***$ 1,488***	***$ 1,488***	***0.00%***
Contractual Services	**$ -**	**$ -**	**$ -**	**$ -**	**$ -**	**$ -**	**$ 1,488**	**$ 1,488**	**0.00%**
50168 - Distribution	$ -	$ -	$ -	$ -	$ -	$ -	$ 1,488	$ 1,488	0.00%
690 Development									
001 General Fund									
Revenue	***$ 1,594,333***	***$ 1,918,260***	***$ 1,916,910***	***$ 2,175,002***	***$ 2,050,129***	***$ 1,329,691***	***$ 2,253,350***	***$ 2,253,350***	***59.01%***
Other	**$ -**	**$ 3,550**	**$ 4,050**	**$ 800**	**$ 4,300**	**$ 3,850**	**$ -**	**$ -**	**0.00%**
38520 - General Donations	$ -	$ -	$ -	$ -	$ -	$ -	$ -	$ -	0.00%
38900 - Miscellaneous Other	$ -	$ 3,550	$ 4,050	$ 800	$ 4,300	$ 3,850	$ -	$ -	0.00%
Charges for Services	**$ 684,429**	**$ 728,224**	**$ 718,773**	**$ 689,741**	**$ 740,738**	**$ 412,720**	**$ 751,000**	**$ 751,000**	**54.96%**
34710 - Cable Franchise Fees	$ 635,820	$ 667,933	$ 693,248	$ 638,701	$ 608,306	$ 362,330	$ 635,000	$ 635,000	57.06%
34720 - Zoning Fees	$ 39,550	$ 25,500	$ 23,325	$ 44,040	$ 52,275	$ 48,790	$ 40,000	$ 40,000	121.98%
34740 - Development/Planning Srv Fees	$ -	$ -	$ -	$ -	$ -	$ -	$ 100	$ 100	0.00%
34750 - Adjudication Hearing Fees	$ 300	$ 564	$ 650	$ 1,300	$ 400	$ 1,600	$ 600	$ 600	266.67%
35375 - Vacant Dwelling Fees	$ 150	$ -	$ 150	$ 150	$ -	$ -	$ 300	$ 300	0.00%
35380 - Coin Opperated Amusement Fee	$ 5,100	$ -	$ 1,000	$ 5,550	$ -	$ -	$ -	$ -	0.00%
35385 - Electrical Aggregation Admin Fee	$ -	$ -	$ -	$ -	$ -	$ -	$ -	$ -	0.00%
35420 - KEEP/C-PACE Admin Fees	$ 3,509	$ 34,227	$ 400	$ -	$ 79,757	$ -	$ 75,000	$ 75,000	0.00%
Fines	**$ 1,000**	**$ -**	**$ 1,100**	**$ -**	**$ -**	**$ -**	**$ 750**	**$ 750**	**0.00%**
36090 - Adjudication Fines	$ 1,000	$ -	$ 1,100	$ -	$ -	$ -	$ 750	$ 750	0.00%
Licenses and Permits	**$ 908,904**	**$ 1,186,486**	**$ 1,192,987**	**$ 1,484,460**	**$ 1,305,091**	**$ 913,121**	**$ 1,501,600**	**$ 1,501,600**	**60.81%**
31300 - Building and Inspection Permits	$ 908,729	$ 1,185,561	$ 1,190,937	$ 1,482,510	$ 1,302,791	$ 911,271	$ 1,500,000	$ 1,500,000	60.75%
31310 - Residential Grading Plan Permits	$ -	$ -	$ -	$ -	$ -	$ -	$ -	$ -	0.00%
31320 - Stormwater Permits	$ 25	$ 275	$ -	$ -	$ -	$ -	$ -	$ -	0.00%
31380 - Publication Permits	$ 150	$ 250	$ 250	$ 150	$ 300	$ 50	$ 100	$ 100	50.00%
31410 - Fireworks Permits	$ -	$ 400	$ 1,800	$ 1,800	$ 2,000	$ 1,800	$ 1,500	$ 1,500	120.00%
Expenses	***$ 1,118,356***	***$ 1,125,946***	***$ 1,125,284***	***$ 1,295,698***	***$ 1,300,375***	***$ 979,357***	***$ 1,345,764***	***$ 1,326,074***	***72.77%***
Commodities	**$ 7,570**	**$ 40,879**	**$ 20,665**	**$ 54,788**	**$ 59,167**	**$ 12,780**	**$ 78,786**	**$ 78,786**	**16.22%**

Committee Revenue Budget Report - by Account Detail

Through September 30, 2025 (83.3% YTD, 84.62% Payroll Expense through Pay Period Ending 09/27/2025)

***2020, 2021, 2022, 2023 and 2024 Actual Fiscal Year**

Department / Fund / Account Classification	2020 Actual Amount*	2021 Actual Amount*	2022 Actual Amount*	2023 Actual Amount*	2024 Actual Amount*	2025 Actual Amount	2025 Amended Budget	2025 Adopted Budget	2025 YTD% Actual/Amended Budget
60000 - Office Supplies	$ 2,188	$ 2,419	$ 4,505	$ 4,081	$ 9,189	$ 3,183	$ 7,000	$ 7,000	45.47%
60010 - Operating Supplies	$ 1,613	$ 5,502	$ 5,859	$ 5,012	$ 3,251	$ 2,077	$ 5,000	$ 5,000	41.54%
60020 - Computer Related Supplies	$ -	$ 563	$ 248	$ -	$ -	$ -	$ 1,000	$ 1,000	0.00%
60050 - Books and Subscriptions	$ -	$ -	$ -	$ 10	$ -	$ -	$ 500	$ 500	0.00%
60060 - Computer Software- Non Capital	$ 198	$ 27,918	$ 297	$ 34,716	$ 35,990	$ 910	$ 52,306	$ 52,306	1.74%
60070 - Computer Hardware- Non Capital	$ -	$ -	$ 15	$ -	$ -	$ -	$ 980	$ 980	0.00%
60265 - Public Health Commodities - Coronavirus	$ -	$ -	$ -	$ -	$ -	$ -	$ -	$ -	0.00%
63040 - Fuel- Vehicles	$ 3,571	$ 4,477	$ 9,741	$ 10,968	$ 10,736	$ 6,611	$ 12,000	$ 12,000	55.09%
Contractual Services	**$ 83,223**	**$ 32,195**	**$ 31,190**	**$ 67,019**	**$ 49,577**	**$ 36,883**	**$ 75,946**	**$ 75,946**	**48.56%**
50150 - Contractual/Consulting Services	$ 69,273	$ 13,014	$ 13,146	$ 30,886	$ 18,811	$ 24,288	$ 50,446	$ 50,446	48.15%
52130 - Repairs and Maint- Computers	$ -	$ -	$ -	$ 877	$ 877	$ -	$ -	$ -	0.00%
52140 - Repairs and Maint- Copiers	$ 1,058	$ 515	$ 1,363	$ 1,739	$ 1,739	$ 948	$ 1,000	$ 1,000	94.79%
52230 - Repairs and Maint- Vehicles	$ 3,202	$ 3,866	$ 2,824	$ 7,562	$ 8,848	$ 1,693	$ 5,000	$ 5,000	33.85%
53060 - General Printing	$ 373	$ -	$ -	$ 429	$ -	$ -	$ 1,000	$ 1,000	0.00%
53070 - Legal Printing	$ 4,263	$ 6,956	$ 7,069	$ 12,521	$ 9,032	$ 3,249	$ 4,000	$ 4,000	81.23%
53100 - Conferences and Meetings	$ 883	$ 1,990	$ 2,774	$ 8,115	$ 5,939	$ 1,691	$ 8,000	$ 8,000	21.14%
53110 - Employee Training	$ -	$ -	$ -	$ -	$ -	$ -	$ 500	$ 500	0.00%
53120 - Employee Mileage Expense	$ 708	$ 256	$ 327	$ 929	$ 309	$ 522	$ 1,500	$ 1,500	34.77%
53130 - General Association Dues	$ 3,464	$ 5,598	$ 3,687	$ 3,961	$ 4,022	$ 4,492	$ 4,000	$ 4,000	112.31%
55000 - Miscellaneous Contractual Exp	$ -	$ -	$ -	$ -	$ -	$ -	$ 500	$ 500	0.00%
Personnel Services- Employee Benefits	**$ 195,668**	**$ 211,289**	**$ 220,398**	**$ 244,532**	**$ 280,271**	**$ -**	**$ 470,361**	**$ 470,361**	**0.00%**
45000 - Healthcare Contribution	$ 190,590	$ 205,098	$ 214,343	$ 238,593	$ 274,216	$ -	$ 294,393	$ 294,393	0.00%
45010 - Dental Contribution	$ 5,078	$ 6,191	$ 6,055	$ 5,938	$ 6,055	$ -	$ 6,168	$ 6,168	0.00%
45100 - FICA/SS Contribution	$ -	$ -	$ -	$ -	$ -	$ -	$ 89,629	$ 89,629	0.00%
45200 - IMRF Contribution	$ -	$ -	$ -	$ -	$ -	$ -	$ 59,897	$ 59,897	0.00%
53010 - Workers Compensation	$ -	$ -	$ -	$ -	$ -	$ -	$ 20,274	$ 20,274	0.00%
Personnel Services- Salaries & Wages	**$ 831,894**	**$ 841,583**	**$ 853,031**	**$ 929,360**	**$ 1,191,631**	**$ 929,694**	**$ 1,191,032**	**$ 1,171,342**	**78.06%**
40000 - Salaries and Wages	$ 825,023	$ 837,032	$ 848,365	$ 922,512	$ 1,184,566	$ 924,781	$ 1,184,930	$ 1,165,240	78.05%
40002 - Non-Union Wage Increase	$ -	$ -	$ -	$ -	$ -	$ -	$ -	$ -	0.00%
40003 - Cost of Living Increase	$ -	$ -	$ -	$ -	$ -	$ -	$ -	$ -	0.00%
40005 - New Position Budget Moved to Contingency	$ -	$ -	$ -	$ -	$ -	$ -	$ -	$ -	0.00%
40007 - Equity Study Adjustments	$ -	$ -	$ -	$ -	$ -	$ -	$ -	$ -	0.00%
40200 - Overtime Salaries	$ 83	$ -	$ 106	$ 67	$ 44	$ 412	$ 101	$ 101	408.19%
40300 - Employee Per Diem	$ 6,789	$ 4,551	$ 4,560	$ 6,780	$ 7,020	$ 4,500	$ 6,001	$ 6,001	74.99%
Services	**$ -**	**$ -**	**$ -**	**$ -**	**$ (280,271)**	**$ -**	**$ (470,361)**	**$ (470,361)**	**0.00%**
45005 - Healthcare Contribution Contra Account	$ -	$ -	$ -	$ -	$ (274,216)	$ -	$ (294,393)	$ (294,393)	0.00%
45015 - Dental Insurance Contra Account	$ -	$ -	$ -	$ -	$ (6,055)	$ -	$ (6,168)	$ (6,168)	0.00%
45105 - FICA/SS Contribution Contra Account	$ -	$ -	$ -	$ -	$ -	$ -	$ (89,629)	$ (89,629)	0.00%
45205 - IMRF Contribution Contra Account	$ -	$ -	$ -	$ -	$ -	$ -	$ (59,897)	$ (59,897)	0.00%
53015 - Worker's Comp Contra Account	$ -	$ -	$ -	$ -	$ -	$ -	$ (20,274)	$ (20,274)	0.00%
400 Economic Development									
Revenue	***$ 94,305***	***$ 80,544***	***$ 57,781***	***$ 161,327***	***$ 1,162,587***	***$ 373,364***	***$ 386,652***	***$ 385,375***	***96.56%***
Interest Revenue	**$ 3,305**	**$ 169**	**$ (895)**	**$ 6,684**	**$ 12,917**	**$ 16,735**	**$ 5,000**	**$ 5,000**	**334.70%**
38000 - Investment Income	$ 3,305	$ 169	$ (895)	$ 6,684	$ 12,917	$ 16,735	$ 5,000	$ 5,000	334.70%
Other	**$ -**	**$ -**	**$ -**	**$ -**	**$ -**	**$ -**	**$ 1,277**	**$ -**	**0.00%**

Committee Revenue Budget Report - by Account Detail

Through September 30, 2025 (83.3% YTD, 84.62% Payroll Expense through Pay Period Ending 09/27/2025)

***2020, 2021, 2022, 2023 and 2024 Actual Fiscal Year**

Department / Fund / Account Classification	2020 Actual Amount*	2021 Actual Amount*	2022 Actual Amount*	2023 Actual Amount*	2024 Actual Amount*	2025 Actual Amount	2025 Amended Budget	2025 Adopted Budget	2025 YTD% Actual/Amended Budget
39900 - Fund Balance Utilization	$ -	$ -	$ -	$ -	$ -	$ -	$ 1,277	$ -	0.00%
Reimbursements	**$ -**	**$ -**	**$ -**	**$ -**	**$ 199,307**	**$ 22,420**	**$ -**	**$ -**	**0.00%**
37900 - Miscellaneous Reimbursement	$ -	$ -	$ -	$ -	$ 199,307	$ 22,420	$ -	$ -	0.00%
Transfers In	**$ 91,000**	**$ 80,375**	**$ 58,676**	**$ 94,643**	**$ 780,375**	**$ 280,375**	**$ 280,375**	**$ 280,375**	**100.00%**
39000 - Transfer From Other Funds	$ 91,000	$ 80,375	$ -	$ -	$ -	$ -	$ -	$ -	0.00%
39001 - Transfer from General Fund 001	$ -	$ -	$ -	$ -	$ 500,000	$ -	$ -	$ -	0.00%
39120 - Transfer from Grand Victoria Casino Elgin Fund 120	$ -	$ -	$ 58,676	$ 74,643	$ 280,375	$ 280,375	$ 280,375	$ 280,375	100.00%
39355 - Transfer from American Rescue Plan Fund 355	$ -	$ -	$ -	$ 20,000	$ -	$ -	$ -	$ -	0.00%
Grants	**$ -**	**$ -**	**$ -**	**$ 60,000**	**$ 169,988**	**$ 53,834**	**$ 100,000**	**$ 100,000**	**53.83%**
32205 - DCEO-RISE Grant	$ -	$ -	$ -	$ 60,000	$ 169,988	$ 53,834	$ 100,000	$ 100,000	53.83%
Expenses	***$ 89,596***	***$ 92,557***	***$ 111,664***	***$ 268,002***	***$ 768,298***	***$ 567,840***	***$ 386,652***	***$ 385,375***	***146.86%***
Commodities	**$ -**	**$ -**	**$ -**	**$ -**	**$ -**	**$ -**	**$ 400**	**$ 400**	**0.00%**
60000 - Office Supplies	$ -	$ -	$ -	$ -	$ -	$ -	$ 100	$ 100	0.00%
60050 - Books and Subscriptions	$ -	$ -	$ -	$ -	$ -	$ -	$ 200	$ 200	0.00%
60290 - Photography Supplies	$ -	$ -	$ -	$ -	$ -	$ -	$ 100	$ 100	0.00%
Contingency and Other	**$ -**	**$ -**	**$ -**	**$ -**	**$ -**	**$ -**	**$ 115,467**	**$ 115,467**	**0.00%**
89000 - Addition to Fund Balance	$ -	$ -	$ -	$ -	$ -	$ -	$ 115,467	$ 115,467	0.00%
Contractual Services	**$ 30,908**	**$ 14,847**	**$ 47,428**	**$ 197,272**	**$ 681,807**	**$ 499,329**	**$ 180,057**	**$ 180,016**	**277.32%**
50150 - Contractual/Consulting Services	$ -	$ 14,000	$ 45,813	$ 195,041	$ 675,446	$ 474,802	$ 161,813	$ 161,813	293.43%
53000 - Liability Insurance	$ 883	$ 821	$ 1,023	$ 1,337	$ 1,337	$ 2,394	$ 2,394	$ 2,354	100.00%
53020 - Unemployment Claims	$ 25	$ 26	$ 31	$ 19	$ 19	$ 33	$ 33	$ 32	100.00%
53060 - General Printing	$ -	$ -	$ -	$ -	$ -	$ -	$ 500	$ 500	0.00%
53100 - Conferences and Meetings	$ -	$ -	$ 561	$ 875	$ 4,826	$ 2,836	$ 2,000	$ 2,000	141.80%
53120 - Employee Mileage Expense	$ -	$ -	$ -	$ -	$ 179	$ -	$ 250	$ 250	0.00%
53130 - General Association Dues	$ 15,000	$ -	$ -	$ -	$ -	$ -	$ 6,000	$ 6,000	0.00%
55000 - Miscellaneous Contractual Exp	$ 15,000	$ -	$ -	$ -	$ -	$ 19,264	$ 7,067	$ 7,067	272.59%
Personnel Services- Employee Benefits	**$ 18,467**	**$ 19,511**	**$ 19,795**	**$ 20,576**	**$ 22,073**	**$ 18,241**	**$ 24,041**	**$ 23,878**	**75.88%**
45000 - Healthcare Contribution	$ 11,108	$ 11,148	$ 12,288	$ 13,701	$ 13,483	$ 10,828	$ 14,007	$ 14,007	77.31%
45010 - Dental Contribution	$ 372	$ 418	$ 418	$ 418	$ 448	$ 336	$ 451	$ 451	74.43%
45100 - FICA/SS Contribution	$ 2,886	$ 3,102	$ 3,102	$ 3,241	$ 4,453	$ 3,483	$ 4,939	$ 4,855	70.51%
45200 - IMRF Contribution	$ 3,025	$ 3,556	$ 2,754	$ 2,199	$ 2,672	$ 2,475	$ 3,525	$ 3,466	70.23%
53010 - Workers Compensation	$ 1,077	$ 1,288	$ 1,234	$ 1,017	$ 1,017	$ 1,119	$ 1,119	$ 1,099	100.00%
Personnel Services- Salaries & Wages	**$ 40,221**	**$ 43,200**	**$ 44,441**	**$ 45,785**	**$ 62,190**	**$ 48,093**	**$ 64,510**	**$ 63,437**	**74.55%**
40000 - Salaries and Wages	$ 40,221	$ 43,200	$ 44,441	$ 45,785	$ 62,190	$ 48,093	$ 64,510	$ 63,437	74.55%
40002 - Non-Union Wage Increase	$ -	$ -	$ -	$ -	$ -	$ -	$ -	$ -	0.00%
Transfers Out	**$ -**	**$ 15,000**	**$ -**	**$ 4,370**	**$ 2,228**	**$ 2,177**	**$ 2,177**	**$ 2,177**	**100.00%**
99000 - Transfer To Other Funds	$ -	$ 15,000	$ -	$ -	$ -	$ -	$ -	$ -	0.00%
99001 - Transfer to General Fund 001	$ -	$ -	$ -	$ 4,370	$ 2,228	$ 2,177	$ 2,177	$ 2,177	100.00%
401 Community Dev Block Program									
Revenue	***$ 1,722,347***	***$ 2,059,015***	***$ 1,770,923***	***$ 3,132,039***	***$ 1,364,662***	***$ 546,034***	***$ 1,696,594***	***$ 1,694,188***	***32.18%***
Interest Revenue	**$ -**	**$ -**	**$ -**	**$ -**	**$ -**	**$ -**	**$ -**	**$ -**	**0.00%**
38000 - Investment Income	$ -	$ -	$ -	$ -	$ -	$ -	$ -	$ -	0.00%
Other	**$ -**	**$ -**	**$ -**	**$ -**	**$ -**	**$ -**	**$ 2,406**	**$ -**	**0.00%**

Committee Revenue Budget Report - by Account Detail

Through September 30, 2025 (83.3% YTD, 84.62% Payroll Expense through Pay Period Ending 09/27/2025)

***2020, 2021, 2022, 2023 and 2024 Actual Fiscal Year**

Department / Fund / Account Classification	2020 Actual Amount*	2021 Actual Amount*	2022 Actual Amount*	2023 Actual Amount*	2024 Actual Amount*	2025 Actual Amount	2025 Amended Budget	2025 Adopted Budget	2025 YTD% Actual/Amended Budget
38900 - Miscellaneous Other	$ -	$ -	$ -	$ -	$ -	$ -	$ -	$ -	0.00%
39900 - Fund Balance Utilization	$ -	$ -	$ -	$ -	$ -	$ -	$ 2,406	$ -	0.00%
Reimbursements	**$ 401,766**	**$ 671,528**	**$ 501,068**	**$ 280,123**	**$ 633,840**	**$ 140,387**	**$ 427,000**	**$ 427,000**	**32.88%**
37900 - Miscellaneous Reimbursement	$ 401,766	$ 671,528	$ 501,068	$ 280,123	$ 633,840	$ 140,387	$ 427,000	$ 427,000	32.88%
Grants	**$ 1,320,581**	**$ 1,387,487**	**$ 1,269,856**	**$ 2,851,916**	**$ 730,822**	**$ 405,646**	**$ 1,267,188**	**$ 1,267,188**	**32.01%**
32170 - CDBG Grant	$ 1,320,581	$ 1,387,487	$ 1,269,856	$ 2,851,916	$ 730,822	$ 405,646	$ 1,267,188	$ 1,267,188	32.01%
Expenses	***$ 2,070,235***	***$ 1,711,654***	***$ 1,770,923***	***$ 3,133,563***	***$ 1,356,149***	***$ 842,622***	***$ 1,696,594***	***$ 1,694,188***	***49.67%***
Commodities	**$ 21,897**	**$ 5,729**	**$ 7,501**	**$ 5,374**	**$ 6,990**	**$ 1,196**	**$ 4,164**	**$ 4,164**	**28.72%**
60000 - Office Supplies	$ 21,016	$ 958	$ 428	$ 1,071	$ 1,182	$ 199	$ 100	$ 100	198.77%
60010 - Operating Supplies	$ 3	$ -	$ -	$ -	$ -	$ -	$ -	$ -	0.00%
60040 - Postage	$ 66	$ 84	$ 4	$ -	$ -	$ 19	$ 100	$ 100	18.58%
60050 - Books and Subscriptions	$ -	$ 2,190	$ 4,380	$ 2,255	$ 3,235	$ -	$ 2,500	$ 2,500	0.00%
60070 - Computer Hardware- Non Capital	$ -	$ -	$ -	$ -	$ 1,030	$ -	$ -	$ -	0.00%
60100 - Utilities- Water	$ -	$ -	$ -	$ -	$ -	$ -	$ -	$ -	0.00%
60110 - Printing Supplies	$ -	$ -	$ -	$ -	$ -	$ -	$ -	$ -	0.00%
63000 - Utilities- Natural Gas	$ 28	$ 120	$ 142	$ 164	$ 79	$ 69	$ 90	$ 90	76.64%
63010 - Utilities- Electric	$ 51	$ 110	$ 76	$ 96	$ 55	$ 47	$ 72	$ 72	64.64%
63040 - Fuel- Vehicles	$ 104	$ 843	$ 1,187	$ 500	$ -	$ -	$ -	$ -	0.00%
64000 - Telephone	$ 388	$ 727	$ 753	$ 618	$ 539	$ 317	$ 500	$ 500	63.49%
64010 - Cellular Phone	$ 185	$ 411	$ 335	$ 416	$ 683	$ 430	$ 629	$ 629	68.29%
64020 - Internet	$ 55	$ 287	$ 197	$ 254	$ 186	$ 116	$ 173	$ 173	67.01%
Contractual Services	**$ 1,875,093**	**$ 1,479,669**	**$ 1,615,018**	**$ 2,938,281**	**$ 1,181,408**	**$ 713,235**	**$ 1,486,699**	**$ 1,486,624**	**47.97%**
50150 - Contractual/Consulting Services	$ -	$ 625	$ 10,072	$ 3,365	$ -	$ -	$ 25,000	$ 25,000	0.00%
50340 - Software Licensing Cost	$ -	$ 1,211	$ -	$ 23	$ 94	$ -	$ 514	$ 514	0.00%
50350 - Notary Services	$ 32	$ -	$ -	$ -	$ 44	$ -	$ -	$ -	0.00%
50590 - Professional Services	$ 3,887	$ 1,605	$ 64	$ 157	$ 79	$ 58	$ 101	$ 101	57.28%
52010 - Janitorial Services	$ 288	$ 1,253	$ 893	$ 1,058	$ 754	$ 373	$ 814	$ 814	45.79%
52110 - Repairs and Maint- Buildings	$ -	$ -	$ 178	$ 175	$ 82	$ 57	$ 231	$ 231	24.53%
52140 - Repairs and Maint- Copiers	$ 88	$ 131	$ 77	$ 114	$ 71	$ 80	$ 80	$ 80	100.04%
52180 - Building Space Rental	$ 5,122	$ 12,332	$ 7,981	$ 9,044	$ 6,573	$ 2,973	$ 6,256	$ 6,256	47.52%
52230 - Repairs and Maint- Vehicles	$ 134	$ 69	$ 443	$ 109	$ 1,069	$ -	$ 100	$ 100	0.00%
53000 - Liability Insurance	$ 2,810	$ 2,777	$ 2,456	$ 3,772	$ 3,412	$ 3,256	$ 4,947	$ 4,873	65.81%
53020 - Unemployment Claims	$ 78	$ 88	$ 74	$ 52	$ 55	$ 44	$ 67	$ 66	65.48%
53060 - General Printing	$ -	$ -	$ -	$ -	$ -	$ -	$ -	$ -	0.00%
53070 - Legal Printing	$ 142	$ 138	$ -	$ 222	$ 35	$ 45	$ 300	$ 300	15.08%
53100 - Conferences and Meetings	$ 341	$ 400	$ 150	$ 662	$ 190	$ 170	$ 650	$ 650	26.15%
53110 - Employee Training	$ 4,116	$ 375	$ 2,272	$ 2,287	$ 5,490	$ 1,493	$ 7,500	$ 7,500	19.91%
53120 - Employee Mileage Expense	$ -	$ -	$ 37	$ 40	$ -	$ 45	$ 250	$ 250	17.89%
55000 - Miscellaneous Contractual Exp	$ 1,858,055	$ 1,458,664	$ 1,590,321	$ 2,917,202	$ 1,163,459	$ 704,643	$ 1,439,889	$ 1,439,889	48.94%
Personnel Services- Employee Benefits	**$ 32,002**	**$ 55,023**	**$ 33,938**	**$ 34,487**	**$ 25,618**	**$ 27,028**	**$ 37,278**	**$ 36,974**	**72.50%**
45000 - Healthcare Contribution	$ 10,071	$ 25,982	$ 15,041	$ 15,001	$ 10,506	$ 13,084	$ 16,823	$ 16,823	77.78%
45010 - Dental Contribution	$ 541	$ 956	$ 703	$ 594	$ 479	$ 340	$ 653	$ 653	52.02%
45100 - FICA/SS Contribution	$ 8,781	$ 11,038	$ 8,038	$ 9,555	$ 8,164	$ 7,279	$ 10,207	$ 10,051	71.32%
45200 - IMRF Contribution	$ 9,190	$ 12,691	$ 7,191	$ 6,532	$ 4,903	$ 5,176	$ 7,284	$ 7,172	71.06%
53010 - Workers Compensation	$ 3,418	$ 4,356	$ 2,964	$ 2,805	$ 1,566	$ 1,149	$ 2,311	$ 2,275	49.72%
Personnel Services- Salaries & Wages	**$ 119,444**	**$ 149,433**	**$ 107,746**	**$ 129,165**	**$ 109,721**	**$ 98,422**	**$ 133,341**	**$ 131,314**	**73.81%**
40000 - Salaries and Wages	$ 119,444	$ 149,433	$ 107,746	$ 129,165	$ 109,721	$ 98,422	$ 133,341	$ 131,314	73.81%
40002 - Non-Union Wage Increase	$ -	$ -	$ -	$ -	$ -	$ -	$ -	$ -	0.00%

Committee Revenue Budget Report - by Account Detail

Through September 30, 2025 (83.3% YTD, 84.62% Payroll Expense through Pay Period Ending 09/27/2025)

***2020, 2021, 2022, 2023 and 2024 Actual Fiscal Year**

Department / Fund / Account Classification	2020 Actual Amount*	2021 Actual Amount*	2022 Actual Amount*	2023 Actual Amount*	2024 Actual Amount*	2025 Actual Amount	2025 Amended Budget	2025 Adopted Budget	2025 YTD% Actual/Amended Budget
40003 - Cost of Living Increase	$ -	$ -	$ -	$ -	$ -	$ -	$ -	$ -	0.00%
Transfers Out	**$ 21,800**	**$ 21,800**	**$ 6,721**	**$ 26,256**	**$ 32,412**	**$ 2,741**	**$ 35,112**	**$ 35,112**	**7.81%**
99000 - Transfer To Other Funds	$ 21,800	$ 21,800	$ -	$ -	$ -	$ -	$ -	$ -	0.00%
99001 - Transfer to General Fund 001	$ -	$ -	$ 6,721	$ 4,456	$ 4,412	$ 2,741	$ 7,112	$ 7,112	38.54%
99404 - Transfer to Homeless Management Info Systems Fund 404	$ -	$ -	$ -	$ 21,800	$ 28,000	$ -	$ 28,000	$ 28,000	0.00%
402 HOME Program									
Revenue	***$ 2,043,198***	***$ 515,529***	***$ 1,104,913***	***$ 1,642,263***	***$ 1,446,846***	***$ 888,703***	***$ 1,365,236***	***$ 1,363,988***	***65.10%***
Interest Revenue	**$ -**	**$ -**	**$ -**	**$ -**	**$ -**	**$ -**	**$ -**	**$ -**	**0.00%**
38000 - Investment Income	$ -	$ -	$ -	$ -	$ -	$ -	$ -	$ -	0.00%
Other	**$ 394,278**	**$ 416,807**	**$ 149,950**	**$ 172,784**	**$ 195,751**	**$ 497,553**	**$ 544,609**	**$ 543,361**	**91.36%**
38900 - Miscellaneous Other	$ 394,278	$ 416,807	$ 149,950	$ 172,784	$ 195,751	$ 497,553	$ 543,361	$ 543,361	91.57%
39900 - Fund Balance Utilization	$ -	$ -	$ -	$ -	$ -	$ -	$ 1,248	$ -	0.00%
Grants	**$ 1,648,920**	**$ 98,722**	**$ 954,963**	**$ 1,469,479**	**$ 1,251,095**	**$ 391,150**	**$ 820,627**	**$ 820,627**	**47.66%**
32160 - HOME Program Grant	$ 1,648,920	$ 98,722	$ 954,963	$ 1,469,479	$ 1,251,095	$ 391,150	$ 820,627	$ 820,627	47.66%
Expenses	***$ 2,086,482***	***$ 638,002***	***$ 1,104,913***	***$ 1,643,274***	***$ 1,401,331***	***$ 1,088,062***	***$ 1,365,236***	***$ 1,363,988***	***79.70%***
Commodities	**$ 4,219**	**$ 427**	**$ 932**	**$ 883**	**$ 609**	**$ 216**	**$ 819**	**$ 819**	**26.40%**
60000 - Office Supplies	$ 3,999	$ 50	$ 21	$ 65	$ -	$ -	$ 50	$ 50	0.00%
60010 - Operating Supplies	$ 1	$ -	$ -	$ -	$ -	$ -	$ -	$ -	0.00%
60040 - Postage	$ -	$ -	$ 21	$ -	$ -	$ -	$ 100	$ 100	0.00%
60050 - Books and Subscriptions	$ -	$ -	$ -	$ -	$ 80	$ -	$ -	$ -	0.00%
60100 - Utilities- Water	$ -	$ -	$ -	$ -	$ -	$ -	$ -	$ -	0.00%
63000 - Utilities- Natural Gas	$ 8	$ 28	$ 92	$ 92	$ 25	$ 17	$ 43	$ 43	40.58%
63010 - Utilities- Electric	$ 16	$ 22	$ 53	$ 53	$ 20	$ 11	$ 34	$ 34	32.71%
63040 - Fuel- Vehicles	$ 13	$ 8	$ -	$ -	$ -	$ -	$ -	$ -	0.00%
64000 - Telephone	$ 86	$ 164	$ 367	$ 338	$ 219	$ 71	$ 241	$ 241	29.61%
64010 - Cellular Phone	$ 75	$ 95	$ 248	$ 192	$ 197	$ 83	$ 268	$ 268	31.03%
64020 - Internet	$ 21	$ 60	$ 129	$ 143	$ 68	$ 33	$ 83	$ 83	39.89%
Contractual Services	**$ 2,016,437**	**$ 566,468**	**$ 1,003,747**	**$ 1,549,660**	**$ 1,344,890**	**$ 1,056,895**	**$ 1,279,596**	**$ 1,279,557**	**82.60%**
50150 - Contractual/Consulting Services	$ -	$ -	$ -	$ -	$ -	$ -	$ 15,000	$ 15,000	0.00%
50340 - Software Licensing Cost	$ -	$ 191	$ -	$ 11	$ -	$ -	$ 248	$ 248	0.00%
50590 - Professional Services	$ 1,055	$ 450	$ 47	$ 88	$ 28	$ 15	$ 49	$ 49	29.88%
52010 - Janitorial Services	$ 83	$ 265	$ 590	$ 594	$ 294	$ 112	$ 392	$ 392	28.48%
52110 - Repairs and Maint- Buildings	$ -	$ -	$ 110	$ 110	$ 26	$ 12	$ 111	$ 111	11.02%
52140 - Repairs and Maint- Copiers	$ 18	$ 20	$ 50	$ 65	$ 28	$ 26	$ 39	$ 39	67.46%
52180 - Building Space Rental	$ 1,571	$ 2,556	$ 5,267	$ 5,077	$ 2,345	$ 648	$ 3,012	$ 3,012	21.51%
52230 - Repairs and Maint- Vehicles	$ 36	$ -	$ -	$ -	$ -	$ -	$ -	$ -	0.00%
53000 - Liability Insurance	$ 1,168	$ 1,154	$ 1,784	$ 2,087	$ 1,390	$ 831	$ 2,338	$ 2,299	35.52%
53020 - Unemployment Claims	$ 34	$ 37	$ 54	$ 29	$ 22	$ 11	$ 31	$ 31	36.13%
53060 - General Printing	$ -	$ -	$ -	$ -	$ -	$ -	$ -	$ -	0.00%
53070 - Legal Printing	$ 142	$ 84	$ -	$ 169	$ 35	$ 45	$ 300	$ 300	15.08%
53100 - Conferences and Meetings	$ 138	$ -	$ 153	$ 716	$ 178	$ -	$ 550	$ 550	0.00%
53110 - Employee Training	$ -	$ -	$ 1,722	$ 1,737	$ 3,807	$ 1,285	$ 7,500	$ 7,500	17.13%
53120 - Employee Mileage Expense	$ -	$ -	$ 20	$ 39	$ 61	$ -	$ -	$ -	0.00%
55000 - Miscellaneous Contractual Exp	$ 2,012,193	$ 561,711	$ 993,951	$ 1,538,939	$ 1,336,675	$ 1,053,911	$ 1,250,026	$ 1,250,026	84.31%
Personnel Services- Employee Benefits	**$ 12,602**	**$ 14,638**	**$ 20,143**	**$ 18,752**	**$ 9,579**	**$ 5,793**	**$ 19,066**	**$ 18,905**	**30.38%**
45000 - Healthcare Contribution	$ 2,652	$ 3,395	$ 6,539	$ 7,973	$ 3,474	$ 2,369	$ 9,304	$ 9,304	25.46%

Committee Revenue Budget Report - by Account Detail

Through September 30, 2025 (83.3% YTD, 84.62% Payroll Expense through Pay Period Ending 09/27/2025)

***2020, 2021, 2022, 2023 and 2024 Actual Fiscal Year**

Department / Fund / Account Classification	2020 Actual Amount*	2021 Actual Amount*	2022 Actual Amount*	2023 Actual Amount*	2024 Actual Amount*	2025 Actual Amount	2025 Amended Budget	2025 Adopted Budget	2025 YTD% Actual/Amended Budget
45010 - Dental Contribution	$ 267	$ 292	$ 485	$ 347	$ 197	$ 93	$ 400	$ 400	23.33%
45100 - FICA/SS Contribution	$ 4,033	$ 4,258	$ 5,813	$ 5,289	$ 3,337	$ 1,826	$ 4,826	$ 4,743	37.83%
45200 - IMRF Contribution	$ 4,224	$ 4,883	$ 5,154	$ 3,604	$ 2,002	$ 1,297	$ 3,443	$ 3,384	37.67%
53010 - Workers Compensation	$ 1,425	$ 1,810	$ 2,153	$ 1,539	$ 569	$ 207	$ 1,093	$ 1,074	18.97%
Personnel Services- Salaries & Wages	**$ 53,225**	**$ 56,468**	**$ 77,701**	**$ 71,478**	**$ 44,701**	**$ 24,519**	**$ 62,997**	**$ 61,949**	**38.92%**
40000 - Salaries and Wages	$ 53,225	$ 56,468	$ 77,701	$ 71,478	$ 44,701	$ 24,519	$ 62,997	$ 61,949	38.92%
40002 - Non-Union Wage Increase	$ -	$ -	$ -	$ -	$ -	$ -	$ -	$ -	0.00%
40003 - Cost of Living Increase	$ -	$ -	$ -	$ -	$ -	$ -	$ -	$ -	0.00%
Transfers Out	**$ -**	**$ -**	**$ 2,390**	**$ 2,501**	**$ 1,552**	**$ 639**	**$ 2,758**	**$ 2,758**	**23.16%**
99000 - Transfer To Other Funds	$ -	$ -	$ -	$ -	$ -	$ -	$ -	$ -	0.00%
99001 - Transfer to General Fund 001	$ -	$ -	$ 2,390	$ 2,501	$ 1,552	$ 639	$ 2,758	$ 2,758	23.16%
403 Unincorporated Stormwater Mgmt									
Revenue	***$ 20,197***	***$ 20,270***	***$ (2,196)***	***$ 29,716***	***$ 63,119***	***$ 12,856***	***$ 11,000***	***$ 11,000***	***116.87%***
Interest Revenue	**$ 2,269**	**$ (33)**	**$ (2,196)**	**$ 8,323**	**$ 13,797**	**$ 8,856**	**$ 7,000**	**$ 7,000**	**126.51%**
38000 - Investment Income	$ 2,269	$ (33)	$ (2,196)	$ 8,323	$ 13,797	$ 8,856	$ 7,000	$ 7,000	126.51%
Other	**$ -**	**$ -**	**$ -**	**$ -**	**$ -**	**$ -**	**$ -**	**$ -**	**0.00%**
39900 - Fund Balance Utilization	$ -	$ -	$ -	$ -	$ -	$ -	$ -	$ -	0.00%
Charges for Services	**$ 17,929**	**$ 20,303**	**$ -**	**$ 17,394**	**$ 45,394**	**$ -**	**$ -**	**$ -**	**0.00%**
34770 - In Lieu of Site Runoff Fees	$ 17,929	$ 20,303	$ -	$ 17,394	$ 45,394	$ -	$ -	$ -	0.00%
Transfers In	**$ -**	**$ -**	**$ -**	**$ 4,000**	**$ 3,928**	**$ 4,000**	**$ 4,000**	**$ 4,000**	**100.00%**
39000 - Transfer From Other Funds	$ -	$ -	$ -	$ -	$ -	$ -	$ -	$ -	0.00%
395314 - Transfer from 45W185 Plank Road SSA SW 54 Fund 5314	$ -	$ -	$ -	$ 4,000	$ 3,928	$ 4,000	$ 4,000	$ 4,000	100.00%
Expenses	***$ -***	***$ -***	***$ 2,920***	***$ -***	***$ -***	***$ -***	***$ 11,000***	***$ 11,000***	***0.00%***
Capital	**$ -**	**$ -**	**$ -**	**$ -**	**$ -**	**$ -**	**$ -**	**$ -**	**0.00%**
74000 - Land	$ -	$ -	$ -	$ -	$ -	$ -	$ -	$ -	0.00%
Contingency and Other	**$ -**	**$ -**	**$ -**	**$ -**	**$ -**	**$ -**	**$ 11,000**	**$ 11,000**	**0.00%**
89000 - Addition to Fund Balance	$ -	$ -	$ -	$ -	$ -	$ -	$ 11,000	$ 11,000	0.00%
Contractual Services	**$ -**	**$ -**	**$ 2,920**	**$ -**	**$ -**	**$ -**	**$ -**	**$ -**	**0.00%**
50150 - Contractual/Consulting Services	$ -	$ -	$ 2,920	$ -	$ -	$ -	$ -	$ -	0.00%
404 Homeless Management Info Systems									
Revenue	***$ 182,647***	***$ 124,741***	***$ 175,288***	***$ 120,062***	***$ 150,518***	***$ 63,242***	***$ 142,230***	***$ 141,945***	***44.46%***
Interest Revenue	**$ -**	**$ -**	**$ -**	**$ -**	**$ -**	**$ -**	**$ -**	**$ -**	**0.00%**
38000 - Investment Income	$ -	$ -	$ -	$ -	$ -	$ -	$ -	$ -	0.00%
Other	**$ 24,144**	**$ 27,633**	**$ 35,998**	**$ 3,204**	**$ 696**	**$ -**	**$ 2,285**	**$ 2,000**	**0.00%**
38900 - Miscellaneous Other	$ 24,144	$ 27,633	$ 35,998	$ 3,204	$ 696	$ -	$ 2,000	$ 2,000	0.00%
39900 - Fund Balance Utilization	$ -	$ -	$ -	$ -	$ -	$ -	$ 285	$ -	0.00%
Transfers In	**$ 21,800**	**$ 21,800**	**$ -**	**$ 21,800**	**$ 28,000**	**$ -**	**$ 28,000**	**$ 28,000**	**0.00%**
39000 - Transfer From Other Funds	$ 21,800	$ 21,800	$ -	$ -	$ -	$ -	$ -	$ -	0.00%
39401 - Transfer from Community Development Block Grant Fund 401	$ -	$ -	$ -	$ 21,800	$ 28,000	$ -	$ 28,000	$ 28,000	0.00%
Grants	**$ 136,703**	**$ 75,308**	**$ 139,290**	**$ 95,058**	**$ 121,822**	**$ 63,242**	**$ 111,945**	**$ 111,945**	**56.49%**
32370 - HUD Grant	$ 136,703	$ 75,308	$ 139,290	$ 95,058	$ 121,822	$ 63,242	$ 111,945	$ 111,945	56.49%
Expenses	***$ 187,812***	***$ 110,737***	***$ 139,290***	***$ 158,542***	***$ 167,619***	***$ 85,880***	***$ 142,230***	***$ 141,945***	***60.38%***
Commodities	**$ 37,429**	**$ 2,521**	**$ 759**	**$ 943**	**$ 2,200**	**$ 438**	**$ 783**	**$ 783**	**55.90%**

Committee Revenue Budget Report - by Account Detail

Through September 30, 2025 (83.3% YTD, 84.62% Payroll Expense through Pay Period Ending 09/27/2025)

***2020, 2021, 2022, 2023 and 2024 Actual Fiscal Year**

Department / Fund / Account Classification	2020 Actual Amount*	2021 Actual Amount*	2022 Actual Amount*	2023 Actual Amount*	2024 Actual Amount*	2025 Actual Amount	2025 Amended Budget	2025 Adopted Budget	2025 YTD% Actual/Amended Budget
60000 - Office Supplies	$ 14,231	$ 738	$ 20	$ 17	$ -	$ -	$ 75	$ 75	0.00%
60010 - Operating Supplies	$ 3	$ -	$ -	$ -	$ -	$ -	$ -	$ -	0.00%
60070 - Computer Hardware- Non Capital	$ 2,476	$ 1,366	$ -	$ -	$ 1,185	$ -	$ -	$ -	0.00%
60100 - Utilities- Water	$ -	$ -	$ -	$ -	$ -	$ -	$ -	$ -	0.00%
60460 - Subscription Databases	$ 20,220	$ -	$ -	$ -	$ -	$ -	$ -	$ -	0.00%
63000 - Utilities- Natural Gas	$ 29	$ 59	$ 94	$ 106	$ 54	$ 32	$ 42	$ 42	75.76%
63010 - Utilities- Electric	$ 54	$ 34	$ 58	$ 64	$ 48	$ 23	$ 33	$ 33	69.76%
64000 - Telephone	$ 294	$ 225	$ 279	$ 303	$ 289	$ 123	$ 233	$ 233	52.94%
64010 - Cellular Phone	$ 50	$ 2	$ 170	$ 284	$ 472	$ 209	$ 319	$ 319	65.53%
64020 - Internet	$ 74	$ 97	$ 138	$ 168	$ 152	$ 50	$ 81	$ 81	62.27%
Contractual Services	**$ 41,698**	**$ 57,170**	**$ 54,198**	**$ 60,858**	**$ 70,293**	**$ 45,378**	**$ 77,006**	**$ 77,003**	**58.93%**
50150 - Contractual/Consulting Services	$ 31,082	$ 49,231	$ 46,257	$ 51,790	$ 61,443	$ 14,549	$ 71,040	$ 71,040	20.48%
50340 - Software Licensing Cost	$ 525	$ 1,749	$ -	$ 11	$ 154	$ 27,943	$ 240	$ 240	11,642.71%
50590 - Professional Services	$ 3,134	$ 424	$ 45	$ 106	$ 67	$ 28	$ 47	$ 47	58.62%
52010 - Janitorial Services	$ 296	$ 391	$ 630	$ 701	$ 653	$ 174	$ 380	$ 380	45.84%
52110 - Repairs and Maint- Buildings	$ -	$ -	$ 115	$ 117	$ 62	$ 28	$ 108	$ 108	25.79%
52140 - Repairs and Maint- Copiers	$ 35	$ 32	$ 57	$ 82	$ 57	$ 40	$ 38	$ 38	104.39%
52180 - Building Space Rental	$ 5,385	$ 4,077	$ 5,627	$ 5,989	$ 5,640	$ 1,499	$ 2,919	$ 2,919	51.34%
53000 - Liability Insurance	$ 1,203	$ 1,228	$ 1,424	$ 2,033	$ 2,181	$ 1,104	$ 1,612	$ 1,609	68.50%
53020 - Unemployment Claims	$ 35	$ 39	$ 43	$ 28	$ 35	$ 15	$ 22	$ 22	67.59%
53070 - Legal Printing	$ -	$ -	$ -	$ -	$ -	$ -	$ 50	$ 50	0.00%
53100 - Conferences and Meetings	$ 3	$ -	$ -	$ -	$ -	$ -	$ 50	$ 50	0.00%
53110 - Employee Training	$ -	$ -	$ -	$ -	$ -	$ -	$ 500	$ 500	0.00%
Personnel Services- Employee Benefits	**$ 25,473**	**$ 14,813**	**$ 19,547**	**$ 24,168**	**$ 21,307**	**$ 8,944**	**$ 17,449**	**$ 17,409**	**51.26%**
45000 - Healthcare Contribution	$ 10,919	$ 7,008	$ 8,665	$ 13,535	$ 11,066	$ 4,504	$ 10,737	$ 10,737	41.94%
45010 - Dental Contribution	$ 735	$ 432	$ 595	$ 633	$ 530	$ 192	$ 440	$ 440	43.60%
45100 - FICA/SS Contribution	$ 6,030	$ 2,473	$ 4,543	$ 5,016	$ 5,155	$ 2,184	$ 3,233	$ 3,212	67.56%
45200 - IMRF Contribution	$ 6,322	$ 2,975	$ 4,026	$ 3,435	$ 3,092	$ 1,550	$ 2,307	$ 2,293	67.18%
53010 - Workers Compensation	$ 1,467	$ 1,925	$ 1,718	$ 1,550	$ 1,465	$ 515	$ 732	$ 727	70.34%
Personnel Services- Salaries & Wages	**$ 83,212**	**$ 36,233**	**$ 62,098**	**$ 69,622**	**$ 70,143**	**$ 29,763**	**$ 42,202**	**$ 41,960**	**70.52%**
40000 - Salaries and Wages	$ 83,212	$ 36,233	$ 62,098	$ 69,622	$ 70,143	$ 29,763	$ 42,202	$ 41,960	70.52%
40002 - Non-Union Wage Increase	$ -	$ -	$ -	$ -	$ -	$ -	$ -	$ -	0.00%
40003 - Cost of Living Increase	$ -	$ -	$ -	$ -	$ -	$ -	$ -	$ -	0.00%
Transfers Out	**$ -**	**$ -**	**$ 2,688**	**$ 2,951**	**$ 3,677**	**$ 1,357**	**$ 4,790**	**$ 4,790**	**28.33%**
99000 - Transfer To Other Funds	$ -	$ -	$ -	$ -	$ -	$ -	$ -	$ -	0.00%
99001 - Transfer to General Fund 001	$ -	$ -	$ 2,688	$ 2,951	$ 3,677	$ 1,357	$ 4,790	$ 4,790	28.33%
405 Cost Share Drainage									
Revenue	***$ 240,391***	***$ 235,209***	***$ 155,976***	***$ 121,207***	***$ 281,349***	***$ 24,791***	***$ 19,305***	***$ 19,305***	***128.42%***
Interest Revenue	**$ 5,063**	**$ 356**	**$ (3,560)**	**$ 15,887**	**$ 20,880**	**$ 18,486**	**$ 13,000**	**$ 13,000**	**142.20%**
38000 - Investment Income	$ 5,063	$ 356	$ (3,560)	$ 15,887	$ 20,880	$ 18,486	$ 13,000	$ 13,000	142.20%
Other	**$ 81**	**$ -**	**$ 9,836**	**$ -**	**$ -**	**$ -**	**$ -**	**$ -**	**0.00%**

Committee Revenue Budget Report - by Account Detail

Through September 30, 2025 (83.3% YTD, 84.62% Payroll Expense through Pay Period Ending 09/27/2025)

***2020, 2021, 2022, 2023 and 2024 Actual Fiscal Year**

Department / Fund / Account Classification	2020 Actual Amount*	2021 Actual Amount*	2022 Actual Amount*	2023 Actual Amount*	2024 Actual Amount*	2025 Actual Amount	2025 Amended Budget	2025 Adopted Budget	2025 YTD% Actual/Amended Budget
38900 - Miscellaneous Other	$ 81	$ -	$ 9,836	$ -	$ -	$ -	$ -	$ -	0.00%
39900 - Fund Balance Utilization	$ -	$ -	$ -	$ -	$ -	$ -	$ -	$ -	0.00%
Charges for Services	**$ 43,247**	**$ 4,339**	**$ -**	**$ 30,703**	**$ -**	**$ -**	**$ -**	**$ -**	**0.00%**
34760 - Water Resource Cost Share Fees	$ 43,247	$ 4,339	$ -	$ 30,703	$ -	$ -	$ -	$ -	0.00%
Transfers In	**$ 192,000**	**$ 230,513**	**$ 149,700**	**$ 74,617**	**$ 260,469**	**$ 6,305**	**$ 6,305**	**$ 6,305**	**100.00%**
39000 - Transfer From Other Funds	$ 192,000	$ 230,513	$ -	$ -	$ -	$ -	$ -	$ -	0.00%
39001 - Transfer from General Fund 001	$ -	$ -	$ -	$ -	$ 250,000	$ -	$ -	$ -	0.00%
39120 - Transfer from Grand Victoria Casino Elgin Fund 120	$ -	$ -	$ 149,700	$ 69,403	$ 4,555	$ 4,555	$ 4,555	$ 4,555	100.00%
39356 - Transfer from Lost Rev Recoup Fund 356	$ -	$ -	$ -	$ -	$ -	$ -	$ -	$ -	0.00%
395304 - Transfer from Wildwood West SBA SW41 Fund 5304	$ -	$ -	$ -	$ 665	$ 665	$ -	$ -	$ -	0.00%
395312 - Transfer from Tamara Dittman SBA SW 50 Fund 5312	$ -	$ -	$ -	$ 1,215	$ 1,215	$ 550	$ 550	$ 550	100.00%
395313 - Transfer from Church Molitor SSA SA 52 Fund 5313	$ -	$ -	$ -	$ 3,334	$ 3,334	$ 500	$ 500	$ 500	100.00%
395315 - Transfer from Boyer Road Special Service Area Fund 5315	$ -	$ -	$ -	$ -	$ 700	$ 700	$ 700	$ 700	100.00%
Expenses	***$ 311,263***	***$ 133,988***	***$ 103,401***	***$ 100,998***	***$ 12,382***	***$ 89,079***	***$ 19,305***	***$ 19,305***	***461.43%***
Capital	**$ 151,258**	**$ 33,452**	**$ 18,584**	**$ 4,943**	**$ -**	**$ -**	**$ -**	**$ -**	**0.00%**
73500 - Other Construction	$ 151,258	$ 33,452	$ 18,584	$ 4,943	$ -	$ -	$ -	$ -	0.00%
Commodities	**$ 112**	**$ 100**	**$ 100**	**$ 378**	**$ 251**	**$ 878**	**$ 840**	**$ 840**	**104.55%**
60010 - Operating Supplies	$ 112	$ 100	$ 100	$ 378	$ 251	$ 878	$ 840	$ 840	104.55%
Contingency and Other	**$ -**	**$ -**	**$ -**	**$ -**	**$ -**	**$ -**	**$ 2,429**	**$ 2,429**	**0.00%**
89000 - Addition to Fund Balance	$ -	$ -	$ -	$ -	$ -	$ -	$ 2,429	$ 2,429	0.00%
Contractual Services	**$ 159,893**	**$ 100,436**	**$ 84,717**	**$ 72,677**	**$ 12,131**	**$ 88,201**	**$ 16,036**	**$ 16,036**	**550.02%**
50020 - Special Studies	$ 12,908	$ 475	$ 1,000	$ 525	$ 525	$ 525	$ -	$ -	0.00%
50140 - Engineering Services	$ 20,008	$ 3,285	$ -	$ -	$ -	$ -	$ 12,321	$ 12,321	0.00%
50150 - Contractual/Consulting Services	$ 125,977	$ 95,266	$ 82,717	$ 70,937	$ 7,954	$ 89,761	$ 2,500	$ 2,500	3,590.42%
50590 - Professional Services	$ -	$ -	$ -	$ -	$ 2,427	$ (2,300)	$ -	$ -	0.00%
53130 - General Association Dues	$ 1,000	$ 1,410	$ 1,000	$ 1,215	$ 1,225	$ 215	$ 1,215	$ 1,215	17.70%
Transfers Out	**$ -**	**$ -**	**$ -**	**$ 23,000**	**$ -**	**$ -**	**$ -**	**$ -**	**0.00%**
99120 - Transfer to Grand Victoria Casino Elgin Fund 120	$ -	$ -	$ -	$ 23,000	$ -	$ -	$ -	$ -	0.00%
406 OCR & Recovery Act Programs									
Revenue	***$ 356,379***	***$ 95,045***	***$ 77,685***	***$ 15,000***	***$ -***	***$ -***	***$ 175,000***	***$ 175,000***	***0.00%***
Interest Revenue	**$ -**	**$ -**	**$ -**	**$ -**	**$ -**	**$ -**	**$ -**	**$ -**	**0.00%**
38000 - Investment Income	$ -	$ -	$ -	$ -	$ -	$ -	$ -	$ -	0.00%
Other	**$ 36,921**	**$ 29,316**	**$ -**	**$ 15,000**	**$ -**	**$ -**	**$ -**	**$ -**	**0.00%**
38900 - Miscellaneous Other	$ 36,921	$ 29,316	$ -	$ 15,000	$ -	$ -	$ -	$ -	0.00%
39900 - Fund Balance Utilization	$ -	$ -	$ -	$ -	$ -	$ -	$ -	$ -	0.00%
Grants	**$ 319,457**	**$ 65,729**	**$ 77,685**	**$ -**	**$ -**	**$ -**	**$ 175,000**	**$ 175,000**	**0.00%**
33660 - NSP3 Grant	$ 11,597	$ -	$ -	$ -	$ -	$ -	$ -	$ -	0.00%
33665 - NFS Grant	$ -	$ 16,351	$ -	$ -	$ -	$ -	$ -	$ -	0.00%
33708 - Homeless Lodging Grant	$ 238,188	$ -	$ -	$ -	$ -	$ -	$ -	$ -	0.00%
33897 - St. Charles Housing Trust Fund (Local Grant)	$ 69,673	$ 49,378	$ 77,685	$ -	$ -	$ -	$ 175,000	$ 175,000	0.00%
Expenses	***$ 359,535***	***$ 97,010***	***$ 75,054***	***$ (6,355)***	***$ 43,779***	***$ 139,937***	***$ 175,000***	***$ 175,000***	***79.96%***
Commodities	**$ -**	**$ -**	**$ -**	**$ -**	**$ -**	**$ -**	**$ -**	**$ -**	**0.00%**
60010 - Operating Supplies	$ -	$ -	$ -	$ -	$ -	$ -	$ -	$ -	0.00%
Contractual Services	**$ 343,230**	**$ 77,849**	**$ 77,752**	**$ 14,310**	**$ 29,569**	**$ 30,698**	**$ 175,000**	**$ 175,000**	**17.54%**
53000 - Liability Insurance	$ 374	$ 348	$ 65	$ 47	$ -	$ -	$ -	$ -	0.00%

Committee Revenue Budget Report - by Account Detail

Through September 30, 2025 (83.3% YTD, 84.62% Payroll Expense through Pay Period Ending 09/27/2025)

***2020, 2021, 2022, 2023 and 2024 Actual Fiscal Year**

Department / Fund / Account Classification	2020 Actual Amount*	2021 Actual Amount*	2022 Actual Amount*	2023 Actual Amount*	2024 Actual Amount*	2025 Actual Amount	2025 Amended Budget	2025 Adopted Budget	2025 YTD% Actual/Amended Budget
53020 - Unemployment Claims	$ 15	$ 11	$ 2	$ 1	$ -	$ -	$ -	$ -	0.00%
55000 - Miscellaneous Contractual Exp	$ 342,839	$ 77,490	$ 77,685	$ 14,261	$ 29,569	$ 30,698	$ 175,000	$ 175,000	17.54%
55050 - Grant Services	$ 2	$ -	$ -	$ -	$ -	$ -	$ -	$ -	0.00%
Personnel Services- Employee Benefits	**$ 3,113**	**$ 3,492**	**$ (327)**	**$ (3,763)**	**$ 2,998**	**$ 23,103**	**$ -**	**$ -**	**0.00%**
45000 - Healthcare Contribution	$ 534	$ 367	$ -	$ (1,557)	$ 1,557	$ 11,939	$ -	$ -	0.00%
45010 - Dental Contribution	$ 65	$ 55	$ 18	$ (55)	$ 64	$ 262	$ -	$ -	0.00%
45100 - FICA/SS Contribution	$ 1,004	$ 1,176	$ (171)	$ (1,236)	$ 823	$ 6,361	$ -	$ -	0.00%
45200 - IMRF Contribution	$ 1,044	$ 1,349	$ (253)	$ (942)	$ 554	$ 4,540	$ -	$ -	0.00%
53010 - Workers Compensation	$ 466	$ 545	$ 79	$ 27	$ -	$ -	$ -	$ -	0.00%
Personnel Services- Salaries & Wages	**$ 13,192**	**$ 15,669**	**$ (2,371)**	**$ (16,901)**	**$ 11,211**	**$ 86,136**	**$ -**	**$ -**	**0.00%**
40000 - Salaries and Wages	$ 13,192	$ 15,669	$ (2,371)	$ (16,901)	$ 11,211	$ 86,136	$ -	$ -	0.00%
40002 - Non-Union Wage Increase	$ -	$ -	$ -	$ -	$ -	$ -	$ -	$ -	0.00%
40003 - Cost of Living Increase	$ -	$ -	$ -	$ -	$ -	$ -	$ -	$ -	0.00%
Transfers Out	**$ -**	**$ -**	**$ -**	**$ -**	**$ -**	**$ -**	**$ -**	**$ -**	**0.00%**
99001 - Transfer to General Fund 001	$ -	$ -	$ -	$ -	$ -	$ -	$ -	$ -	0.00%
407 Quality of Kane Grants									
Revenue	***$ 756***	***$ (1)***	***$ (473)***	***$ 2,020***	***$ 23,242***	***$ 2,161***	***$ 281,457***	***$ 31,457***	***0.77%***
Interest Revenue	**$ 756**	**$ (1)**	**$ (473)**	**$ 2,020**	**$ 3,242**	**$ 2,161**	**$ 2,000**	**$ 2,000**	**108.06%**
38000 - Investment Income	$ 756	$ (1)	$ (473)	$ 2,020	$ 3,242	$ 2,161	$ 2,000	$ 2,000	108.06%
Other	**$ -**	**$ -**	**$ -**	**$ -**	**$ -**	**$ -**	**$ 19,457**	**$ 19,457**	**0.00%**
39900 - Fund Balance Utilization	$ -	$ -	$ -	$ -	$ -	$ -	$ 19,457	$ 19,457	0.00%
Reimbursements	**$ -**	**$ -**	**$ -**	**$ -**	**$ -**	**$ -**	**$ 10,000**	**$ 10,000**	**0.00%**
37900 - Miscellaneous Reimbursement	$ -	$ -	$ -	$ -	$ -	$ -	$ 10,000	$ 10,000	0.00%
Transfers In	**$ -**	**$ -**	**$ -**	**$ -**	**$ 20,000**	**$ -**	**$ -**	**$ -**	**0.00%**
39120 - Transfer from Grand Victoria Casino Elgin Fund 120	$ -	$ -	$ -	$ -	$ 20,000	$ -	$ -	$ -	0.00%
Grants	**$ -**	**$ -**	**$ -**	**$ -**	**$ -**	**$ -**	**$ 250,000**	**$ -**	**0.00%**
33670 - Federal NPS Grant	$ -	$ -	$ -	$ -	$ -	$ -	$ 250,000	$ -	0.00%
Expenses	***$ -***	***$ -***	***$ 7,200***	***$ 1,000***	***$ 472***	***$ -***	***$ 281,457***	***$ 31,457***	***0.00%***
Contractual Services	**$ -**	**$ -**	**$ 7,200**	**$ 1,000**	**$ 472**	**$ -**	**$ 281,457**	**$ 31,457**	**0.00%**
50150 - Contractual/Consulting Services	$ -	$ -	$ -	$ -	$ 472	$ -	$ 250,000	$ -	0.00%
53100 - Conferences and Meetings	$ -	$ -	$ 7,200	$ 1,000	$ -	$ -	$ 31,457	$ 31,457	0.00%
408 Neighborhood Stabilization Progr									
Revenue	***$ 27,035***	***$ -***	***$ -***	***$ 34,680***	***$ -***	***$ -***	***$ -***	***$ -***	***0.00%***
Interest Revenue	**$ -**	**$ -**	**$ -**	**$ -**	**$ -**	**$ -**	**$ -**	**$ -**	**0.00%**
38000 - Investment Income	$ -	$ -	$ -	$ -	$ -	$ -	$ -	$ -	0.00%
Other	**$ -**	**$ -**	**$ -**	**$ -**	**$ -**	**$ -**	**$ -**	**$ -**	**0.00%**
39900 - Fund Balance Utilization	$ -	$ -	$ -	$ -	$ -	$ -	$ -	$ -	0.00%
Reimbursements	**$ 27,035**	**$ -**	**$ -**	**$ 34,680**	**$ -**	**$ -**	**$ -**	**$ -**	**0.00%**
37520 - Grant Reimbursement	$ 27,035	$ -	$ -	$ 34,680	$ -	$ -	$ -	$ -	0.00%
Grants	**$ -**	**$ -**	**$ -**	**$ -**	**$ -**	**$ -**	**$ -**	**$ -**	**0.00%**
33580 - Neighborhood Stabilization Grant	$ -	$ -	$ -	$ -	$ -	$ -	$ -	$ -	0.00%
Expenses	***$ -***	***$ 52***	***$ -***	***$ -***	***$ -***	***$ -***	***$ -***	***$ -***	***0.00%***
Contingency and Other	**$ -**	**$ -**	**$ -**	**$ -**	**$ -**	**$ -**	**$ -**	**$ -**	**0.00%**

Committee Revenue Budget Report - by Account Detail

Through September 30, 2025 (83.3% YTD, 84.62% Payroll Expense through Pay Period Ending 09/27/2025)

***2020, 2021, 2022, 2023 and 2024 Actual Fiscal Year**

Department / Fund / Account Classification	2020 Actual Amount*	2021 Actual Amount*	2022 Actual Amount*	2023 Actual Amount*	2024 Actual Amount*	2025 Actual Amount	2025 Amended Budget	2025 Adopted Budget	2025 YTD% Actual/Amended Budget
89000 - Addition to Fund Balance	$ -	$ -	$ -	$ -	$ -	$ -	$ -	$ -	0.00%
Contractual Services	**$ -**	**$ 52**	**$ -**	**$ -**	**$ -**	**$ -**	**$ -**	**$ -**	**0.00%**
55050 - Grant Services	$ -	$ 52	$ -	$ -	$ -	$ -	$ -	$ -	0.00%
409 Continuum of Care Planning Grant									
Revenue	***$ 75,852***	***$ 78,441***	***$ 81,773***	***$ 85,091***	***$ 81,275***	***$ 55,819***	***$ 157,173***	***$ 156,380***	***35.51%***
Interest Revenue	**$ -**	**$ -**	**$ -**	**$ -**	**$ -**	**$ -**	**$ -**	**$ -**	**0.00%**
38000 - Investment Income	$ -	$ -	$ -	$ -	$ -	$ -	$ -	$ -	0.00%
Other	**$ 24,300**	**$ 24,300**	**$ 24,300**	**$ 24,300**	**$ 13,000**	**$ 25,150**	**$ 28,943**	**$ 28,150**	**86.89%**
38900 - Miscellaneous Other	$ 24,300	$ 24,300	$ 24,300	$ 24,300	$ 13,000	$ 25,150	$ 25,150	$ 25,150	100.00%
39900 - Fund Balance Utilization	$ -	$ -	$ -	$ -	$ -	$ -	$ 3,793	$ 3,000	0.00%
Grants	**$ 51,552**	**$ 54,141**	**$ 57,473**	**$ 60,791**	**$ 68,275**	**$ 30,669**	**$ 128,230**	**$ 128,230**	**23.92%**
33585 - COC Planning Grant	$ 51,552	$ 54,141	$ 57,473	$ 60,791	$ 68,275	$ 30,669	$ 128,230	$ 128,230	23.92%
Expenses	***$ 64,152***	***$ 75,557***	***$ 86,817***	***$ 89,467***	***$ 93,332***	***$ 91,335***	***$ 157,173***	***$ 156,380***	***58.11%***
Commodities	**$ 3,382**	**$ 353**	**$ 379**	**$ 380**	**$ 576**	**$ 747**	**$ 1,153**	**$ 1,153**	**64.80%**
60000 - Office Supplies	$ 3,148	$ 56	$ 11	$ -	$ -	$ -	$ 25	$ 25	0.00%
60010 - Operating Supplies	$ 1	$ -	$ -	$ -	$ -	$ -	$ -	$ -	0.00%
60100 - Utilities- Water	$ -	$ -	$ -	$ -	$ -	$ -	$ -	$ -	0.00%
63000 - Utilities- Natural Gas	$ 12	$ 35	$ 59	$ 56	$ 27	$ 55	$ 67	$ 67	81.75%
63010 - Utilities- Electric	$ 22	$ 23	$ 34	$ 32	$ 25	$ 40	$ 53	$ 53	75.81%
64000 - Telephone	$ 115	$ 148	$ 162	$ 167	$ 169	$ 211	$ 371	$ 371	56.97%
64010 - Cellular Phone	$ 51	$ 28	$ 28	$ 39	$ 273	$ 353	$ 509	$ 509	69.44%
64020 - Internet	$ 32	$ 63	$ 84	$ 87	$ 81	$ 87	$ 128	$ 128	68.26%
Contractual Services	**$ 16,714**	**$ 30,926**	**$ 34,715**	**$ 34,793**	**$ 38,168**	**$ 23,794**	**$ 52,443**	**$ 52,413**	**45.37%**
50150 - Contractual/Consulting Services	$ 12,750	$ 27,000	$ 30,000	$ 30,000	$ 33,450	$ 18,900	$ 43,432	$ 43,432	43.52%
50340 - Software Licensing Cost	$ -	$ 106	$ -	$ 10	$ -	$ -	$ 381	$ 381	0.00%
50590 - Professional Services	$ 751	$ 254	$ 28	$ 53	$ 38	$ 46	$ 75	$ 75	60.91%
52010 - Janitorial Services	$ 131	$ 262	$ 375	$ 363	$ 354	$ 286	$ 603	$ 603	47.45%
52110 - Repairs and Maint- Buildings	$ -	$ -	$ 55	$ 64	$ 48	$ 47	$ 171	$ 171	27.61%
52140 - Repairs and Maint- Copiers	$ 13	$ 18	$ 33	$ 36	$ 40	$ 59	$ 60	$ 60	98.52%
52180 - Building Space Rental	$ 2,355	$ 2,647	$ 3,344	$ 3,095	$ 2,937	$ 2,612	$ 4,634	$ 4,634	56.37%
53000 - Liability Insurance	$ 693	$ 619	$ 855	$ 1,157	$ 1,280	$ 1,819	$ 2,799	$ 2,769	64.98%
53020 - Unemployment Claims	$ 20	$ 20	$ 26	$ 16	$ 21	$ 25	$ 38	$ 38	64.47%
53070 - Legal Printing	$ -	$ -	$ -	$ -	$ -	$ -	$ 100	$ 100	0.00%
53100 - Conferences and Meetings	$ 0	$ -	$ -	$ -	$ -	$ -	$ 150	$ 150	0.00%
Personnel Services- Employee Benefits	**$ 10,608**	**$ 11,955**	**$ 12,885**	**$ 13,154**	**$ 11,367**	**$ 15,347**	**$ 28,377**	**$ 28,276**	**54.08%**
45000 - Healthcare Contribution	$ 4,465	$ 5,588	$ 6,321	$ 7,071	$ 5,373	$ 7,966	$ 16,752	$ 16,752	47.55%
45010 - Dental Contribution	$ 258	$ 312	$ 331	$ 322	$ 238	$ 357	$ 694	$ 694	51.38%
45100 - FICA/SS Contribution	$ 2,463	$ 2,368	$ 2,753	$ 2,891	$ 3,047	$ 3,613	$ 5,635	$ 5,583	64.12%
45200 - IMRF Contribution	$ 2,576	$ 2,717	$ 2,447	$ 1,990	$ 1,828	$ 2,563	$ 4,020	$ 3,983	63.76%
53010 - Workers Compensation	$ 846	$ 970	$ 1,032	$ 879	$ 881	$ 848	$ 1,276	$ 1,264	66.47%
Personnel Services- Salaries & Wages	**$ 33,449**	**$ 32,323**	**$ 37,494**	**$ 39,617**	**$ 41,152**	**$ 49,025**	**$ 73,603**	**$ 72,941**	**66.61%**
40000 - Salaries and Wages	$ 33,449	$ 32,323	$ 37,494	$ 39,617	$ 41,152	$ 49,025	$ 73,603	$ 72,941	66.61%
40002 - Non-Union Wage Increase	$ -	$ -	$ -	$ -	$ -	$ -	$ -	$ -	0.00%
40003 - Cost of Living Increase	$ -	$ -	$ -	$ -	$ -	$ -	$ -	$ -	0.00%
Transfers Out	**$ -**	**$ -**	**$ 1,344**	**$ 1,524**	**$ 2,070**	**$ 2,422**	**$ 1,597**	**$ 1,597**	**151.63%**
99000 - Transfer To Other Funds	$ -	$ -	$ -	$ -	$ -	$ -	$ -	$ -	0.00%

Committee Revenue Budget Report - by Account Detail

Through September 30, 2025 (83.3% YTD, 84.62% Payroll Expense through Pay Period Ending 09/27/2025)

***2020, 2021, 2022, 2023 and 2024 Actual Fiscal Year**

Department / Fund / Account Classification	2020 Actual Amount*	2021 Actual Amount*	2022 Actual Amount*	2023 Actual Amount*	2024 Actual Amount*	2025 Actual Amount	2025 Amended Budget	2025 Adopted Budget	2025 YTD% Actual/Amended Budget
99001 - Transfer to General Fund 001	$ -	$ -	$ 1,344	$ 1,524	$ 2,070	$ 2,422	$ 1,597	$ 1,597	151.63%
410 Elgin CDBG									
Revenue	***$ 439,980***	***$ 370,109***	***$ 474,950***	***$ 496,630***	***$ 545,772***	***$ 345,705***	***$ 1,507,314***	***$ 1,505,903***	***22.94%***
Interest Revenue	**$ -**	**$ -**	**$ -**	**$ -**	**$ -**	**$ -**	**$ -**	**$ -**	**0.00%**
38000 - Investment Income	$ -	$ -	$ -	$ -	$ -	$ -	$ -	$ -	0.00%
Other	**$ -**	**$ -**	**$ -**	**$ -**	**$ -**	**$ -**	**$ 1,411**	**$ -**	**0.00%**
39900 - Fund Balance Utilization	$ -	$ -	$ -	$ -	$ -	$ -	$ 1,411	$ -	0.00%
Grants	**$ 439,980**	**$ 370,109**	**$ 474,950**	**$ 496,630**	**$ 545,772**	**$ 345,705**	**$ 1,505,903**	**$ 1,505,903**	**22.96%**
32175 - Elgin CDBG Grant	$ 439,980	$ 370,109	$ 474,950	$ 496,630	$ 545,772	$ 345,705	$ 1,505,903	$ 1,505,903	22.96%
Expenses	***$ 441,308***	***$ 368,754***	***$ 475,720***	***$ 496,385***	***$ 545,772***	***$ 379,527***	***$ 1,507,314***	***$ 1,505,903***	***25.18%***
Commodities	**$ 7,563**	**$ 730**	**$ 736**	**$ 683**	**$ 470**	**$ 295**	**$ 964**	**$ 964**	**30.65%**
60000 - Office Supplies	$ 7,172	$ 84	$ 20	$ 98	$ -	$ -	$ 60	$ 60	0.00%
60010 - Operating Supplies	$ 2	$ -	$ -	$ -	$ -	$ -	$ -	$ -	0.00%
60040 - Postage	$ -	$ -	$ 1	$ -	$ 26	$ -	$ 25	$ 25	0.00%
60100 - Utilities- Water	$ -	$ -	$ -	$ -	$ -	$ -	$ -	$ -	0.00%
63000 - Utilities- Natural Gas	$ 15	$ 49	$ 84	$ 52	$ 25	$ 25	$ 57	$ 57	44.47%
63010 - Utilities- Electric	$ 28	$ 36	$ 44	$ 34	$ 18	$ 16	$ 45	$ 45	34.60%
63040 - Fuel- Vehicles	$ 47	$ 17	$ -	$ -	$ -	$ -	$ -	$ -	0.00%
64000 - Telephone	$ 172	$ 273	$ 276	$ 225	$ 196	$ 99	$ 315	$ 315	31.48%
64010 - Cellular Phone	$ 85	$ 172	$ 203	$ 191	$ 149	$ 118	$ 353	$ 353	33.45%
64020 - Internet	$ 42	$ 99	$ 108	$ 84	$ 57	$ 37	$ 109	$ 109	34.23%
Contractual Services	**$ 330,878**	**$ 276,407**	**$ 390,758**	**$ 427,125**	**$ 491,992**	**$ 341,795**	**$ 1,394,093**	**$ 1,394,049**	**24.52%**
50150 - Contractual/Consulting Services	$ -	$ -	$ -	$ -	$ -	$ -	$ 15,000	$ 15,000	0.00%
50340 - Software Licensing Cost	$ -	$ 255	$ -	$ 5	$ -	$ -	$ 324	$ 324	0.00%
50590 - Professional Services	$ 1,804	$ 614	$ 33	$ 51	$ 26	$ 20	$ 64	$ 64	30.58%
52010 - Janitorial Services	$ 160	$ 422	$ 500	$ 348	$ 240	$ 113	$ 512	$ 512	22.14%
52110 - Repairs and Maint- Buildings	$ -	$ -	$ 100	$ 55	$ 25	$ 18	$ 145	$ 145	12.24%
52140 - Repairs and Maint- Copiers	$ 31	$ 37	$ 42	$ 38	$ 21	$ 15	$ 51	$ 51	29.51%
52180 - Building Space Rental	$ 2,954	$ 4,251	$ 4,480	$ 2,976	$ 2,082	$ 949	$ 3,939	$ 3,939	24.09%
52230 - Repairs and Maint- Vehicles	$ 74	$ -	$ -	$ -	$ -	$ -	$ -	$ -	0.00%
53000 - Liability Insurance	$ 1,778	$ 1,703	$ 1,412	$ 1,562	$ 1,326	$ 1,080	$ 3,071	$ 3,028	35.16%
53020 - Unemployment Claims	$ 52	$ 54	$ 43	$ 21	$ 21	$ 15	$ 42	$ 41	34.69%
53070 - Legal Printing	$ 330	$ 194	$ -	$ 102	$ 35	$ 45	$ 100	$ 100	45.23%
53100 - Conferences and Meetings	$ 5	$ -	$ -	$ -	$ -	$ -	$ 92	$ 92	0.00%
53120 - Employee Mileage Expense	$ -	$ -	$ -	$ 21	$ -	$ -	$ -	$ -	0.00%
55000 - Miscellaneous Contractual Exp	$ 323,690	$ 268,876	$ 384,149	$ 421,947	$ 488,216	$ 339,541	$ 1,370,753	$ 1,370,753	24.77%
Personnel Services- Employee Benefits	**$ 24,959**	**$ 22,076**	**$ 19,811**	**$ 13,624**	**$ 9,327**	**$ 7,347**	**$ 24,982**	**$ 24,802**	**29.41%**
45000 - Healthcare Contribution	$ 10,200	$ 7,628	$ 9,142	$ 5,514	$ 3,468	$ 3,297	$ 12,230	$ 12,230	26.96%
45010 - Dental Contribution	$ 428	$ 394	$ 406	$ 269	$ 190	$ 103	$ 453	$ 453	22.75%
45100 - FICA/SS Contribution	$ 5,942	$ 5,294	$ 4,535	$ 3,960	$ 3,181	$ 2,157	$ 6,338	$ 6,246	34.03%
45200 - IMRF Contribution	$ 6,221	$ 6,089	$ 4,025	$ 2,689	$ 1,909	$ 1,534	$ 4,524	$ 4,458	33.91%
53010 - Workers Compensation	$ 2,169	$ 2,671	$ 1,704	$ 1,192	$ 580	$ 256	$ 1,437	$ 1,415	17.79%
Personnel Services- Salaries & Wages	**$ 77,909**	**$ 69,541**	**$ 61,279**	**$ 53,487**	**$ 42,621**	**$ 29,104**	**$ 82,775**	**$ 81,588**	**35.16%**
40000 - Salaries and Wages	$ 77,909	$ 69,541	$ 61,279	$ 53,487	$ 42,621	$ 29,104	$ 82,775	$ 81,588	35.16%
40002 - Non-Union Wage Increase	$ -	$ -	$ -	$ -	$ -	$ -	$ -	$ -	0.00%
40003 - Cost of Living Increase	$ -	$ -	$ -	$ -	$ -	$ -	$ -	$ -	0.00%

Committee Revenue Budget Report - by Account Detail

Through September 30, 2025 (83.3% YTD, 84.62% Payroll Expense through Pay Period Ending 09/27/2025)

***2020, 2021, 2022, 2023 and 2024 Actual Fiscal Year**

Department / Fund / Account Classification	2020 Actual Amount*	2021 Actual Amount*	2022 Actual Amount*	2023 Actual Amount*	2024 Actual Amount*	2025 Actual Amount	2025 Amended Budget	2025 Adopted Budget	2025 YTD% Actual/Amended Budget
Transfers Out	**$ -**	**$ -**	**$ 3,137**	**$ 1,466**	**$ 1,362**	**$ 985**	**$ 4,500**	**$ 4,500**	**21.88%**
99000 - Transfer To Other Funds	$ -	$ -	$ -	$ -	$ -	$ -	$ -	$ -	0.00%
99001 - Transfer to General Fund 001	$ -	$ -	$ 3,137	$ 1,466	$ 1,362	$ 985	$ 4,500	$ 4,500	21.88%
411 Emergency Rental Assistance									
Revenue	***$ -***	***$ 14,517,290***	***$ 327,508***	***$ 13,125***	***$ 56,117***	***$ 977***	***$ 12,000***	***$ 12,000***	***8.14%***
Interest Revenue	**$ -**	**$ 1,548**	**$ 3,634**	**$ 13,125**	**$ 56,117**	**$ 977**	**$ 12,000**	**$ 12,000**	**8.14%**
38000 - Investment Income	$ -	$ 1,548	$ 3,634	$ 13,125	$ 56,117	$ 977	$ 12,000	$ 12,000	8.14%
Other	**$ -**	**$ -**	**$ -**	**$ -**	**$ -**	**$ -**	**$ -**	**$ -**	**0.00%**
39900 - Fund Balance Utilization	$ -	$ -	$ -	$ -	$ -	$ -	$ -	$ -	0.00%
Grants	**$ -**	**$ 14,515,742**	**$ 323,874**	**$ -**	**$ -**	**$ -**	**$ -**	**$ -**	**0.00%**
32905 - Emergency Rental Assistance Grant	$ -	$ 14,515,742	$ 323,874	$ -	$ -	$ -	$ -	$ -	0.00%
Expenses	***$ -***	***$ 14,517,290***	***$ 366,666***	***$ -***	***$ -***	***$ -***	***$ 12,000***	***$ 12,000***	***0.00%***
Commodities	**$ -**	**$ 3,271**	**$ 196**	**$ -**	**$ -**	**$ -**	**$ -**	**$ -**	**0.00%**
60000 - Office Supplies	$ -	$ 5	$ 4	$ -	$ -	$ -	$ -	$ -	0.00%
60040 - Postage	$ -	$ 3,045	$ -	$ -	$ -	$ -	$ -	$ -	0.00%
63000 - Utilities- Natural Gas	$ -	$ 12	$ 16	$ -	$ -	$ -	$ -	$ -	0.00%
63010 - Utilities- Electric	$ -	$ 7	$ 9	$ -	$ -	$ -	$ -	$ -	0.00%
64000 - Telephone	$ -	$ 72	$ 74	$ -	$ -	$ -	$ -	$ -	0.00%
64010 - Cellular Phone	$ -	$ 109	$ 71	$ -	$ -	$ -	$ -	$ -	0.00%
64020 - Internet	$ -	$ 21	$ 22	$ -	$ -	$ -	$ -	$ -	0.00%
Contingency and Other	**$ -**	**$ -**	**$ -**	**$ -**	**$ -**	**$ -**	**$ 12,000**	**$ 12,000**	**0.00%**
89000 - Addition to Fund Balance	$ -	$ -	$ -	$ -	$ -	$ -	$ 12,000	$ 12,000	0.00%
Contractual Services	**$ -**	**$ 14,491,653**	**$ 344,222**	**$ -**	**$ -**	**$ -**	**$ -**	**$ -**	**0.00%**
50130 - Certified Audit Contract	$ -	$ -	$ 3,925	$ -	$ -	$ -	$ -	$ -	0.00%
50340 - Software Licensing Cost	$ -	$ -	$ -	$ -	$ -	$ -	$ -	$ -	0.00%
50590 - Professional Services	$ -	$ 109	$ 14,906	$ -	$ -	$ -	$ -	$ -	0.00%
52010 - Janitorial Services	$ -	$ 71	$ 105	$ -	$ -	$ -	$ -	$ -	0.00%
52110 - Repairs and Maint- Buildings	$ -	$ -	$ 25	$ -	$ -	$ -	$ -	$ -	0.00%
52140 - Repairs and Maint- Copiers	$ -	$ 1	$ 7	$ -	$ -	$ -	$ -	$ -	0.00%
52180 - Building Space Rental	$ -	$ 869	$ 944	$ -	$ -	$ -	$ -	$ -	0.00%
53000 - Liability Insurance	$ -	$ -	$ 424	$ -	$ -	$ -	$ -	$ -	0.00%
53020 - Unemployment Claims	$ -	$ -	$ 13	$ -	$ -	$ -	$ -	$ -	0.00%
53060 - General Printing	$ -	$ -	$ -	$ -	$ -	$ -	$ -	$ -	0.00%
55000 - Miscellaneous Contractual Exp	$ -	$ 14,490,603	$ 323,874	$ -	$ -	$ -	$ -	$ -	0.00%
Personnel Services- Employee Benefits	**$ -**	**$ 3,941**	**$ 3,955**	**$ -**	**$ -**	**$ -**	**$ -**	**$ -**	**0.00%**
45000 - Healthcare Contribution	$ -	$ 825	$ 778	$ -	$ -	$ -	$ -	$ -	0.00%
45010 - Dental Contribution	$ -	$ 86	$ 67	$ -	$ -	$ -	$ -	$ -	0.00%
45100 - FICA/SS Contribution	$ -	$ 1,409	$ 1,374	$ -	$ -	$ -	$ -	$ -	0.00%
45200 - IMRF Contribution	$ -	$ 1,621	$ 1,224	$ -	$ -	$ -	$ -	$ -	0.00%
53010 - Workers Compensation	$ -	$ -	$ 512	$ -	$ -	$ -	$ -	$ -	0.00%
Personnel Services- Salaries & Wages	**$ -**	**$ 18,425**	**$ 18,293**	**$ -**	**$ -**	**$ -**	**$ -**	**$ -**	**0.00%**
40000 - Salaries and Wages	$ -	$ 18,425	$ 18,293	$ -	$ -	$ -	$ -	$ -	0.00%
412 Emergency Rental Assistance #2									

Committee Revenue Budget Report - by Account Detail

Through September 30, 2025 (83.3% YTD, 84.62% Payroll Expense through Pay Period Ending 09/27/2025)

***2020, 2021, 2022, 2023 and 2024 Actual Fiscal Year**

Department / Fund / Account Classification	2020 Actual Amount*	2021 Actual Amount*	2022 Actual Amount*	2023 Actual Amount*	2024 Actual Amount*	2025 Actual Amount	2025 Amended Budget	2025 Adopted Budget	2025 YTD% Actual/Amended Budget
Revenue	***$ -***	***$ 718***	***$ 6,073,599***	***$ 2,845,073***	***$ 1,182,364***	***$ 186,921***	***$ 6,247,670***	***$ 6,243,461***	***2.99%***
Interest Revenue	**$ -**	**$ 718**	**$ 35,445**	**$ 139,053**	**$ 404,881**	**$ 186,921**	**$ 121,000**	**$ 121,000**	**154.48%**
38000 - Investment Income	$ -	$ 718	$ 35,445	$ 139,053	$ 404,881	$ 186,921	$ 121,000	$ 121,000	154.48%
Other	**$ -**	**$ -**	**$ -**	**$ -**	**$ -**	**$ -**	**$ 6,126,670**	**$ 6,122,461**	**0.00%**
39900 - Fund Balance Utilization	$ -	$ -	$ -	$ -	$ -	$ -	$ 6,126,670	$ 6,122,461	0.00%
Grants	**$ -**	**$ -**	**$ 6,038,155**	**$ 2,706,020**	**$ 777,482**	**$ -**	**$ -**	**$ -**	**0.00%**
32906 - Emergency Assistance Grant #2	$ -	$ -	$ 6,038,155	$ 2,706,020	$ 777,482	$ -	$ -	$ -	0.00%
Expenses	***$ -***	***$ -***	***$ 6,038,155***	***$ 2,706,020***	***$ 778,054***	***$ 3,500,505***	***$ 6,247,670***	***$ 6,243,461***	***56.03%***
Commodities	**$ -**	**$ -**	**$ 814**	**$ 4,956**	**$ 10,245**	**$ 1,523**	**$ 3,991**	**$ 3,991**	**38.16%**
60000 - Office Supplies	$ -	$ -	$ 752	$ 379	$ -	$ -	$ 300	$ 300	0.00%
60040 - Postage	$ -	$ -	$ -	$ -	$ -	$ 33	$ -	$ -	0.00%
60050 - Books and Subscriptions	$ -	$ -	$ -	$ 2,500	$ 5,833	$ -	$ -	$ -	0.00%
60070 - Computer Hardware- Non Capital	$ -	$ -	$ -	$ 749	$ 1,030	$ -	$ -	$ -	0.00%
63000 - Utilities- Natural Gas	$ -	$ -	$ 5	$ 72	$ 147	$ 102	$ 179	$ 179	56.94%
63010 - Utilities- Electric	$ -	$ -	$ 4	$ 88	$ 126	$ 74	$ 142	$ 142	52.28%
63040 - Fuel- Vehicles	$ -	$ -	$ -	$ 27	$ 545	$ 131	$ 800	$ 800	16.38%
64000 - Telephone	$ -	$ -	$ 22	$ 444	$ 913	$ 412	$ 989	$ 989	41.67%
64010 - Cellular Phone	$ -	$ -	$ 24	$ 509	$ 1,247	$ 614	$ 1,240	$ 1,240	49.50%
64020 - Internet	$ -	$ -	$ 8	$ 189	$ 404	$ 157	$ 341	$ 341	46.14%
Contingency and Other	**$ -**	**$ -**	**$ -**	**$ -**	**$ -**	**$ -**	**$ -**	**$ -**	**0.00%**
89000 - Addition to Fund Balance	$ -	$ -	$ -	$ -	$ -	$ -	$ -	$ -	0.00%
Contractual Services	**$ -**	**$ -**	**$ 6,030,709**	**$ 2,571,586**	**$ 509,077**	**$ 3,357,253**	**$ 5,963,659**	**$ 5,963,525**	**56.30%**
50150 - Contractual/Consulting Services	$ -	$ -	$ -	$ -	$ -	$ -	$ -	$ -	0.00%
50340 - Software Licensing Cost	$ -	$ -	$ -	$ 980	$ -	$ -	$ 1,017	$ 1,017	0.00%
50590 - Professional Services	$ -	$ -	$ 3	$ 661	$ 2,042	$ 4,210	$ 200	$ 200	2,105.20%
52010 - Janitorial Services	$ -	$ -	$ 31	$ 804	$ 1,764	$ 532	$ 1,610	$ 1,610	33.02%
52110 - Repairs and Maint- Buildings	$ -	$ -	$ -	$ 167	$ 175	$ 85	$ 456	$ 456	18.71%
52140 - Repairs and Maint- Copiers	$ -	$ -	$ 6	$ 105	$ 160	$ 108	$ 159	$ 159	68.21%
52180 - Building Space Rental	$ -	$ -	$ 277	$ 6,733	$ 15,108	$ 4,763	$ 12,372	$ 12,372	38.50%
52230 - Repairs and Maint- Vehicles	$ -	$ -	$ -	$ -	$ 2,425	$ 657	$ -	$ -	0.00%
53000 - Liability Insurance	$ -	$ -	$ 117	$ 2,906	$ 6,033	$ 3,948	$ 7,915	$ 7,783	49.88%
53020 - Unemployment Claims	$ -	$ -	$ 4	$ 40	$ 97	$ 53	$ 107	$ 105	49.72%
53060 - General Printing	$ -	$ -	$ 3,407	$ -	$ -	$ -	$ -	$ -	0.00%
53110 - Employee Training	$ -	$ -	$ -	$ -	$ 763	$ -	$ -	$ -	0.00%
53120 - Employee Mileage Expense	$ -	$ -	$ -	$ 1,040	$ 1,373	$ 646	$ 500	$ 500	129.26%
55000 - Miscellaneous Contractual Exp	$ -	$ -	$ 6,026,864	$ 2,558,150	$ 479,137	$ 3,342,250	$ 5,939,323	$ 5,939,323	56.27%
Personnel Services- Employee Benefits	**$ -**	**$ -**	**$ 1,076**	**$ 26,671**	**$ 54,859**	**$ 31,006**	**$ 63,790**	**$ 63,261**	**48.61%**
45000 - Healthcare Contribution	$ -	$ -	$ 132	$ 11,609	$ 27,465	$ 15,568	$ 30,873	$ 30,873	50.43%
45010 - Dental Contribution	$ -	$ -	$ 22	$ 638	$ 1,146	$ 592	$ 1,242	$ 1,242	47.64%
45100 - FICA/SS Contribution	$ -	$ -	$ 415	$ 7,294	$ 14,282	$ 7,797	$ 16,327	$ 16,055	47.76%
45200 - IMRF Contribution	$ -	$ -	$ 365	$ 4,938	$ 8,582	$ 5,533	$ 11,653	$ 11,458	47.48%
53010 - Workers Compensation	$ -	$ -	$ 142	$ 2,192	$ 3,385	$ 1,515	$ 3,695	$ 3,633	41.01%
Personnel Services- Salaries & Wages	**$ -**	**$ -**	**$ 5,555**	**$ 99,505**	**$ 193,985**	**$ 106,412**	**$ 213,327**	**$ 209,781**	**49.88%**
40000 - Salaries and Wages	$ -	$ -	$ 5,555	$ 99,505	$ 193,985	$ 106,412	$ 213,327	$ 209,781	49.88%
40003 - Cost of Living Increase	$ -	$ -	$ -	$ -	$ -	$ -	$ -	$ -	0.00%
Transfers Out	**$ -**	**$ -**	**$ -**	**$ 3,303**	**$ 9,887**	**$ 4,311**	**$ 2,903**	**$ 2,903**	**148.50%**
99001 - Transfer to General Fund 001	$ -	$ -	$ -	$ 3,303	$ 9,887	$ 4,311	$ 2,903	$ 2,903	148.50%

Committee Revenue Budget Report - by Account Detail

Through September 30, 2025 (83.3% YTD, 84.62% Payroll Expense through Pay Period Ending 09/27/2025)

***2020, 2021, 2022, 2023 and 2024 Actual Fiscal Year**

Department / Fund / Account Classification	2020 Actual Amount*	2021 Actual Amount*	2022 Actual Amount*	2023 Actual Amount*	2024 Actual Amount*	2025 Actual Amount	2025 Amended Budget	2025 Adopted Budget	2025 YTD% Actual/Amended Budget
413 CDBG-CV									
Revenue	***$ -***	***$ -***	***$ 925,624***	***$ 711,792***	***$ 117,599***	***$ -***	***$ 582,195***	***$ 581,818***	***0.00%***
Interest Revenue	**$ -**	**$ -**	**$ -**	**$ -**	**$ -**	**$ -**	**$ -**	**$ -**	**0.00%**
38000 - Investment Income	$ -	$ -	$ -	$ -	$ -	$ -	$ -	$ -	0.00%
Other	**$ -**	**$ -**	**$ -**	**$ -**	**$ -**	**$ -**	**$ 377**	**$ -**	**0.00%**
39900 - Fund Balance Utilization	$ -	$ -	$ -	$ -	$ -	$ -	$ 377	$ -	0.00%
Grants	**$ -**	**$ -**	**$ 925,624**	**$ 711,792**	**$ 117,599**	**$ -**	**$ 581,818**	**$ 581,818**	**0.00%**
32176 - CDBG-CV Grant (Covid)	$ -	$ -	$ 925,624	$ 711,792	$ 117,599	$ -	$ 581,818	$ 581,818	0.00%
Expenses	***$ -***	***$ -***	***$ 925,624***	***$ 711,814***	***$ 117,599***	***$ -***	***$ 582,195***	***$ 581,818***	***0.00%***
Commodities	**$ -**	**$ -**	**$ 23**	**$ 314**	**$ 628**	**$ -**	**$ 287**	**$ 287**	**0.00%**
60000 - Office Supplies	$ -	$ -	$ 0	$ -	$ -	$ -	$ -	$ -	0.00%
63000 - Utilities- Natural Gas	$ -	$ -	$ 2	$ 18	$ 39	$ -	$ 17	$ 17	0.00%
63010 - Utilities- Electric	$ -	$ -	$ 0	$ 23	$ 28	$ -	$ 13	$ 13	0.00%
64000 - Telephone	$ -	$ -	$ 8	$ 91	$ 185	$ -	$ 93	$ 93	0.00%
64010 - Cellular Phone	$ -	$ -	$ 10	$ 136	$ 274	$ -	$ 132	$ 132	0.00%
64020 - Internet	$ -	$ -	$ 2	$ 47	$ 102	$ -	$ 32	$ 32	0.00%
Contractual Services	**$ -**	**$ -**	**$ 923,577**	**$ 683,914**	**$ 78,118**	**$ -**	**$ 556,534**	**$ 556,522**	**0.00%**
50340 - Software Licensing Cost	$ -	$ -	$ -	$ -	$ -	$ -	$ 95	$ 95	0.00%
50590 - Professional Services	$ -	$ -	$ 1	$ 28	$ 35	$ -	$ 19	$ 19	0.00%
52010 - Janitorial Services	$ -	$ -	$ 9	$ 200	$ 353	$ -	$ 151	$ 151	0.00%
52110 - Repairs and Maint- Buildings	$ -	$ -	$ 3	$ 61	$ 30	$ -	$ 43	$ 43	0.00%
52140 - Repairs and Maint- Copiers	$ -	$ -	$ 1	$ 23	$ 23	$ -	$ 15	$ 15	0.00%
52180 - Building Space Rental	$ -	$ -	$ 78	$ 1,674	$ 3,069	$ -	$ 1,158	$ 1,158	0.00%
53000 - Liability Insurance	$ -	$ -	$ 38	$ 588	$ 881	$ -	$ 700	$ 688	0.00%
53020 - Unemployment Claims	$ -	$ -	$ 1	$ 8	$ 14	$ -	$ 10	$ 10	0.00%
55000 - Miscellaneous Contractual Exp	$ -	$ -	$ 923,445	$ 681,331	$ 73,713	$ -	$ 554,343	$ 554,343	0.00%
Personnel Services- Employee Benefits	**$ -**	**$ -**	**$ 377**	**$ 6,618**	**$ 8,438**	**$ -**	**$ 5,370**	**$ 5,319**	**0.00%**
45000 - Healthcare Contribution	$ -	$ -	$ 93	$ 3,629	$ 4,454	$ -	$ 2,474	$ 2,474	0.00%
45010 - Dental Contribution	$ -	$ -	$ 11	$ 102	$ 142	$ -	$ 91	$ 91	0.00%
45100 - FICA/SS Contribution	$ -	$ -	$ 121	$ 1,473	$ 2,085	$ -	$ 1,445	$ 1,420	0.00%
45200 - IMRF Contribution	$ -	$ -	$ 107	$ 993	$ 1,255	$ -	$ 1,032	$ 1,013	0.00%
53010 - Workers Compensation	$ -	$ -	$ 46	$ 421	$ 502	$ -	$ 328	$ 321	0.00%
Personnel Services- Salaries & Wages	**$ -**	**$ -**	**$ 1,648**	**$ 20,148**	**$ 28,318**	**$ -**	**$ 18,843**	**$ 18,529**	**0.00%**
40000 - Salaries and Wages	$ -	$ -	$ 1,648	$ 20,148	$ 28,318	$ -	$ 18,843	$ 18,529	0.00%
40002 - Non-Union Wage Increase	$ -	$ -	$ -	$ -	$ -	$ -	$ -	$ -	0.00%
40003 - Cost of Living Increase	$ -	$ -	$ -	$ -	$ -	$ -	$ -	$ -	0.00%
Transfers Out	**$ -**	**$ -**	**$ -**	**$ 821**	**$ 2,097**	**$ -**	**$ 1,161**	**$ 1,161**	**0.00%**
99001 - Transfer to General Fund 001	$ -	$ -	$ -	$ 821	$ 2,097	$ -	$ 1,161	$ 1,161	0.00%
414 Home - ARP									
Revenue	***$ -***	***$ 625***	***$ 4,371***	***$ 175,428***	***$ 392,932***	***$ 431,987***	***$ 502,783***	***$ 500,000***	***85.92%***
Interest Revenue	**$ -**	**$ -**	**$ -**	**$ -**	**$ -**	**$ -**	**$ -**	**$ -**	**0.00%**
38000 - Investment Income	$ -	$ -	$ -	$ -	$ -	$ -	$ -	$ -	0.00%
Other	**$ -**	**$ -**	**$ -**	**$ 1,594**	**$ -**	**$ -**	**$ 2,783**	**$ -**	**0.00%**

Committee Revenue Budget Report - by Account Detail

Through September 30, 2025 (83.3% YTD, 84.62% Payroll Expense through Pay Period Ending 09/27/2025)

***2020, 2021, 2022, 2023 and 2024 Actual Fiscal Year**

Department / Fund / Account Classification	2020 Actual Amount*	2021 Actual Amount*	2022 Actual Amount*	2023 Actual Amount*	2024 Actual Amount*	2025 Actual Amount	2025 Amended Budget	2025 Adopted Budget	2025 YTD% Actual/Amended Budget
38900 - Miscellaneous Other	$ -	$ -	$ -	$ 1,594	$ -	$ -	$ -	$ -	0.00%
39900 - Fund Balance Utilization	$ -	$ -	$ -	$ -	$ -	$ -	$ 2,783	$ -	0.00%
Grants	**$ -**	**$ 625**	**$ 4,371**	**$ 173,835**	**$ 392,932**	**$ 431,987**	**$ 500,000**	**$ 500,000**	**86.40%**
33635 - HOME - ARP Grant	$ -	$ 625	$ 4,371	$ 173,835	$ 392,932	$ 431,987	$ 500,000	$ 500,000	86.40%
Expenses	***$ -***	***$ -***	***$ 3,746***	***$ 176,679***	***$ 392,932***	***$ 496,409***	***$ 502,783***	***$ 500,000***	***98.73%***
Commodities	**$ -**	**$ -**	**$ 41**	**$ 832**	**$ 3,458**	**$ 5,661**	**$ 3,433**	**$ 3,433**	**164.91%**
60000 - Office Supplies	$ -	$ -	$ 1	$ 4	$ 50	$ -	$ 100	$ 100	0.00%
60050 - Books and Subscriptions	$ -	$ -	$ -	$ -	$ -	$ 3,500	$ -	$ -	0.00%
60070 - Computer Hardware- Non Capital	$ -	$ -	$ -	$ -	$ 1,030	$ -	$ -	$ -	0.00%
63000 - Utilities- Natural Gas	$ -	$ -	$ 3	$ 34	$ 99	$ 113	$ 140	$ 140	80.44%
63010 - Utilities- Electric	$ -	$ -	$ 2	$ 50	$ 80	$ 82	$ 111	$ 111	74.01%
63040 - Fuel- Vehicles	$ -	$ -	$ -	$ 73	$ 555	$ 569	$ 1,000	$ 1,000	56.90%
64000 - Telephone	$ -	$ -	$ 15	$ 215	$ 514	$ 447	$ 778	$ 778	57.46%
64010 - Cellular Phone	$ -	$ -	$ 18	$ 337	$ 866	$ 758	$ 1,036	$ 1,036	73.18%
64020 - Internet	$ -	$ -	$ 3	$ 120	$ 265	$ 192	$ 268	$ 268	71.79%
Contractual Services	**$ -**	**$ -**	**$ 206**	**$ 111,838**	**$ 234,299**	**$ 331,687**	**$ 309,617**	**$ 309,529**	**107.13%**
50150 - Contractual/Consulting Services	$ -	$ -	$ -	$ -	$ -	$ -	$ -	$ -	0.00%
50340 - Software Licensing Cost	$ -	$ -	$ -	$ 1	$ -	$ -	$ 800	$ 800	0.00%
50590 - Professional Services	$ -	$ -	$ 0	$ 1,708	$ 1,980	$ 372	$ 157	$ 157	236.67%
52010 - Janitorial Services	$ -	$ -	$ 13	$ 512	$ 1,183	$ 646	$ 1,266	$ 1,266	51.00%
52110 - Repairs and Maint- Buildings	$ -	$ -	$ 3	$ 88	$ 111	$ 101	$ 359	$ 359	28.15%
52140 - Repairs and Maint- Copiers	$ -	$ -	$ 1	$ 59	$ 109	$ 153	$ 125	$ 125	122.22%
52180 - Building Space Rental	$ -	$ -	$ 117	$ 4,267	$ 9,634	$ 5,446	$ 9,731	$ 9,731	55.97%
52230 - Repairs and Maint- Vehicles	$ -	$ -	$ -	$ -	$ 2,425	$ 724	$ 400	$ 400	180.98%
53000 - Liability Insurance	$ -	$ -	$ 69	$ 1,353	$ 3,575	$ 3,921	$ 5,228	$ 5,141	75.00%
53020 - Unemployment Claims	$ -	$ -	$ 2	$ 19	$ 57	$ 53	$ 71	$ 70	74.44%
53070 - Legal Printing	$ -	$ -	$ -	$ 110	$ -	$ -	$ -	$ -	0.00%
53110 - Employee Training	$ -	$ -	$ -	$ 900	$ 325	$ -	$ -	$ -	0.00%
53120 - Employee Mileage Expense	$ -	$ -	$ -	$ 2,817	$ 3,104	$ 1,916	$ 1,000	$ 1,000	191.63%
55000 - Miscellaneous Contractual Exp	$ -	$ -	$ -	$ 100,004	$ 211,796	$ 318,355	$ 290,480	$ 290,480	109.60%
Personnel Services- Employee Benefits	**$ -**	**$ -**	**$ 525**	**$ 15,573**	**$ 33,846**	**$ 33,494**	**$ 43,885**	**$ 43,533**	**76.32%**
45000 - Healthcare Contribution	$ -	$ -	$ 8	$ 8,639	$ 17,270	$ 16,059	$ 22,200	$ 22,200	72.34%
45010 - Dental Contribution	$ -	$ -	$ 18	$ 278	$ 643	$ 596	$ 757	$ 757	78.71%
45100 - FICA/SS Contribution	$ -	$ -	$ 221	$ 3,358	$ 8,444	$ 8,873	$ 10,788	$ 10,607	82.25%
45200 - IMRF Contribution	$ -	$ -	$ 195	$ 2,260	$ 5,072	$ 6,304	$ 7,698	$ 7,569	81.89%
53010 - Workers Compensation	$ -	$ -	$ 83	$ 1,038	$ 2,417	$ 1,663	$ 2,442	$ 2,400	68.11%
Personnel Services- Salaries & Wages	**$ -**	**$ -**	**$ 2,974**	**$ 46,344**	**$ 114,956**	**$ 120,936**	**$ 140,913**	**$ 138,570**	**85.82%**
40000 - Salaries and Wages	$ -	$ -	$ 2,974	$ 46,344	$ 114,956	$ 120,936	$ 140,913	$ 138,570	85.82%
40002 - Non-Union Wage Increase	$ -	$ -	$ -	$ -	$ -	$ -	$ -	$ -	0.00%
40003 - Cost of Living Increase	$ -	$ -	$ -	$ -	$ -	$ -	$ -	$ -	0.00%
Transfers Out	**$ -**	**$ -**	**$ -**	**$ 2,091**	**$ 6,373**	**$ 4,630**	**$ 4,935**	**$ 4,935**	**93.83%**
99001 - Transfer to General Fund 001	$ -	$ -	$ -	$ 2,091	$ 6,373	$ 4,630	$ 4,935	$ 4,935	93.83%
415 Homeless Prevention Program									
Revenue	***$ 42,469***	***$ 324,111***	***$ 244,914***	***$ 304,572***	***$ -***	***$ -***	***$ -***	***$ -***	***0.00%***
Interest Revenue	**$ -**	**$ -**	**$ -**	**$ -**	**$ -**	**$ -**	**$ -**	**$ -**	**0.00%**
38000 - Investment Income	$ -	$ -	$ -	$ -	$ -	$ -	$ -	$ -	0.00%

Committee Revenue Budget Report - by Account Detail

Through September 30, 2025 (83.3% YTD, 84.62% Payroll Expense through Pay Period Ending 09/27/2025)

***2020, 2021, 2022, 2023 and 2024 Actual Fiscal Year**

Department / Fund / Account Classification	2020 Actual Amount*	2021 Actual Amount*	2022 Actual Amount*	2023 Actual Amount*	2024 Actual Amount*	2025 Actual Amount	2025 Amended Budget	2025 Adopted Budget	2025 YTD% Actual/Amended Budget
Grants	**$ 42,469**	**$ 324,111**	**$ 244,914**	**$ 304,572**	**$ -**	**$ -**	**$ -**	**$ -**	**0.00%**
32265 - Homeless Prevention Grant	$ 42,469	$ 102,531	$ -	$ -	$ -	$ -	$ -	$ -	0.00%
32371 - Emergency Solutions Grant - COVID	$ -	$ 221,580	$ 244,914	$ 304,572	$ -	$ -	$ -	$ -	0.00%
32381 - Emergency Solutions Grant IDHS	$ -	$ -	$ -	$ -	$ -	$ -	$ -	$ -	0.00%
Expenses	***$ 49,655***	***$ 351,324***	***$ 335,995***	***$ 180,055***	***$ -***	***$ -***	***$ -***	***$ -***	***0.00%***
Commodities	**$ -**	**$ 1,435**	**$ 3,047**	**$ 1,423**	**$ -**	**$ -**	**$ -**	**$ -**	**0.00%**
60000 - Office Supplies	$ -	$ 47	$ 234	$ -	$ -	$ -	$ -	$ -	0.00%
60010 - Operating Supplies	$ -	$ -	$ -	$ -	$ -	$ -	$ -	$ -	0.00%
63000 - Utilities- Natural Gas	$ -	$ 92	$ 252	$ 115	$ -	$ -	$ -	$ -	0.00%
63010 - Utilities- Electric	$ -	$ 87	$ 123	$ 56	$ -	$ -	$ -	$ -	0.00%
64000 - Telephone	$ -	$ 680	$ 798	$ 389	$ -	$ -	$ -	$ -	0.00%
64010 - Cellular Phone	$ -	$ 321	$ 1,314	$ 708	$ -	$ -	$ -	$ -	0.00%
64020 - Internet	$ -	$ 207	$ 327	$ 155	$ -	$ -	$ -	$ -	0.00%
Contractual Services	**$ 46,081**	**$ 229,215**	**$ 175,681**	**$ 109,077**	**$ -**	**$ -**	**$ -**	**$ -**	**0.00%**
50150 - Contractual/Consulting Services	$ -	$ 857	$ -	$ -	$ -	$ -	$ -	$ -	0.00%
50340 - Software Licensing Cost	$ -	$ -	$ -	$ 16	$ -	$ -	$ -	$ -	0.00%
50590 - Professional Services	$ -	$ 463	$ 115	$ 102	$ -	$ -	$ -	$ -	0.00%
52010 - Janitorial Services	$ -	$ 957	$ 1,509	$ 639	$ -	$ -	$ -	$ -	0.00%
52110 - Repairs and Maint- Buildings	$ -	$ -	$ 287	$ 105	$ -	$ -	$ -	$ -	0.00%
52140 - Repairs and Maint- Copiers	$ -	$ 46	$ 110	$ 62	$ -	$ -	$ -	$ -	0.00%
52180 - Building Space Rental	$ -	$ 9,066	$ 13,503	$ 5,498	$ -	$ -	$ -	$ -	0.00%
53000 - Liability Insurance	$ -	$ 1,778	$ 2,546	$ 1,492	$ -	$ -	$ -	$ -	0.00%
53020 - Unemployment Claims	$ -	$ 56	$ 77	$ 20	$ -	$ -	$ -	$ -	0.00%
53120 - Employee Mileage Expense	$ -	$ 248	$ 955	$ 1,673	$ -	$ -	$ -	$ -	0.00%
55000 - Miscellaneous Contractual Exp	$ 46,081	$ 215,744	$ 156,578	$ 99,470	$ -	$ -	$ -	$ -	0.00%
Personnel Services- Employee Benefits	**$ 786**	**$ 31,720**	**$ 37,714**	**$ 15,734**	**$ -**	**$ -**	**$ -**	**$ -**	**0.00%**
45000 - Healthcare Contribution	$ 310	$ 14,277	$ 18,648	$ 8,048	$ -	$ -	$ -	$ -	0.00%
45010 - Dental Contribution	$ 38	$ 708	$ 829	$ 338	$ -	$ -	$ -	$ -	0.00%
45100 - FICA/SS Contribution	$ 213	$ 6,489	$ 8,003	$ 3,687	$ -	$ -	$ -	$ -	0.00%
45200 - IMRF Contribution	$ 225	$ 7,457	$ 7,160	$ 2,526	$ -	$ -	$ -	$ -	0.00%
53010 - Workers Compensation	$ -	$ 2,789	$ 3,073	$ 1,135	$ -	$ -	$ -	$ -	0.00%
Personnel Services- Salaries & Wages	**$ 2,789**	**$ 88,954**	**$ 110,591**	**$ 51,106**	**$ -**	**$ -**	**$ -**	**$ -**	**0.00%**
40000 - Salaries and Wages	$ 2,789	$ 88,954	$ 110,591	$ 51,106	$ -	$ -	$ -	$ -	0.00%
Transfers Out	**$ -**	**$ -**	**$ 8,962**	**$ 2,716**	**$ -**	**$ -**	**$ -**	**$ -**	**0.00%**
99000 - Transfer To Other Funds	$ -	$ -	$ -	$ -	$ -	$ -	$ -	$ -	0.00%
99001 - Transfer to General Fund 001	$ -	$ -	$ 8,962	$ 2,716	$ -	$ -	$ -	$ -	0.00%
425 Blighted Structure Demolition									
Revenue	***$ 28,776***	***$ (0)***	***$ 24,634***	***$ 21,524***	***$ 15,050***	***$ 32,176***	***$ 126,262***	***$ 126,262***	***25.48%***
Interest Revenue	**$ 2,896**	**$ (0)**	**$ (2,256)**	**$ 9,023**	**$ 15,050**	**$ 6,254**	**$ 7,000**	**$ 7,000**	**89.35%**
38000 - Investment Income	$ 2,896	$ (0)	$ (2,256)	$ 9,023	$ 15,050	$ 6,254	$ 7,000	$ 7,000	89.35%
Other	**$ -**	**$ -**	**$ -**	**$ -**	**$ -**	**$ -**	**$ (738)**	**$ (738)**	**0.00%**

Committee Revenue Budget Report - by Account Detail

Through September 30, 2025 (83.3% YTD, 84.62% Payroll Expense through Pay Period Ending 09/27/2025)

***2020, 2021, 2022, 2023 and 2024 Actual Fiscal Year**

Department / Fund / Account Classification	2020 Actual Amount*	2021 Actual Amount*	2022 Actual Amount*	2023 Actual Amount*	2024 Actual Amount*	2025 Actual Amount	2025 Amended Budget	2025 Adopted Budget	2025 YTD% Actual/Amended Budget
39900 - Fund Balance Utilization	$ -	$ -	$ -	$ -	$ -	$ -	$ (738)	$ (738)	0.00%
Reimbursements	**$ -**	**$ -**	**$ 8,000**	**$ 12,501**	**$ -**	**$ 25,922**	**$ -**	**$ -**	**0.00%**
37265 - Demolition Reimbursement Revenue	$ -	$ -	$ 8,000	$ 12,501	$ -	$ 25,922	$ -	$ -	0.00%
Grants	**$ 25,880**	**$ -**	**$ 18,890**	**$ -**	**$ -**	**$ -**	**$ 120,000**	**$ 120,000**	**0.00%**
32718 - IHDA Abandoned Property Grant	$ 25,880	$ -	$ 18,890	$ -	$ -	$ -	$ 120,000	$ 120,000	0.00%
Expenses	***$ 24,450***	***$ 800***	***$ 19,140***	***$ 22,864***	***$ -***	***$ -***	***$ 126,262***	***$ 126,262***	***0.00%***
Contractual Services	**$ 24,450**	**$ 800**	**$ 19,140**	**$ 22,864**	**$ -**	**$ -**	**$ 126,262**	**$ 126,262**	**0.00%**
50150 - Contractual/Consulting Services	$ -	$ -	$ -	$ -	$ -	$ -	$ -	$ -	0.00%
50650 - Blighted Structure Demolition	$ 24,450	$ 800	$ 19,140	$ 22,864	$ -	$ -	$ 126,262	$ 126,262	0.00%
435 Growing for Kane									
Revenue	***$ 24,018***	***$ 29,188***	***$ 547***	***$ 110,951***	***$ 133,182***	***$ 181,506***	***$ 239,334***	***$ 239,334***	***75.84%***
Interest Revenue	**$ 272**	**$ 15**	**$ (453)**	**$ 2,951**	**$ 7,781**	**$ 4,697**	**$ 3,000**	**$ 3,000**	**156.55%**
38000 - Investment Income	$ 272	$ 15	$ (453)	$ 2,951	$ 7,781	$ 4,697	$ 3,000	$ 3,000	156.55%
Other	**$ -**	**$ 10,000**	**$ 1,000**	**$ 58,000**	**$ 16,550**	**$ 25,000**	**$ 61,000**	**$ 61,000**	**40.98%**
38900 - Miscellaneous Other	$ -	$ 10,000	$ 1,000	$ 58,000	$ 16,550	$ 25,000	$ 25,000	$ 25,000	100.00%
39900 - Fund Balance Utilization	$ -	$ -	$ -	$ -	$ -	$ -	$ 36,000	$ 36,000	0.00%
Transfers In	**$ -**	**$ 7,300**	**$ -**	**$ 50,000**	**$ -**	**$ -**	**$ -**	**$ -**	**0.00%**
39000 - Transfer From Other Funds	$ -	$ 7,300	$ -	$ -	$ -	$ -	$ -	$ -	0.00%
39430 - Transfer from Farmland Preservation Fund 430	$ -	$ -	$ -	$ 50,000	$ -	$ -	$ -	$ -	0.00%
Grants	**$ 23,746**	**$ 11,873**	**$ -**	**$ -**	**$ 108,851**	**$ 151,809**	**$ 175,334**	**$ 175,334**	**86.58%**
32355 - USDA Urban AG Prod Grant	$ -	$ -	$ -	$ -	$ 103,851	$ 151,809	$ 175,334	$ 175,334	86.58%
32379 - USDA Farm to School Grant/JJC Program	$ 23,746	$ 11,873	$ -	$ -	$ -	$ -	$ -	$ -	0.00%
33892 - Farming with Pollinators Grant	$ -	$ -	$ -	$ -	$ 5,000	$ -	$ -	$ -	0.00%
Expenses	***$ 32,897***	***$ 26,165***	***$ 720***	***$ 21,954***	***$ 122,872***	***$ 155,222***	***$ 239,334***	***$ 239,334***	***64.86%***
Commodities	**$ 5,312**	**$ 10,865**	**$ 720**	**$ -**	**$ -**	**$ -**	**$ 1,000**	**$ 1,000**	**0.00%**
60000 - Office Supplies	$ -	$ -	$ -	$ -	$ -	$ -	$ -	$ -	0.00%
60010 - Operating Supplies	$ 149	$ 730	$ 678	$ -	$ -	$ -	$ 1,000	$ 1,000	0.00%
60510 - Grant Supplies	$ 5,163	$ 10,135	$ 42	$ -	$ -	$ -	$ -	$ -	0.00%
Contingency and Other	**$ -**	**$ -**	**$ -**	**$ -**	**$ -**	**$ -**	**$ -**	**$ -**	**0.00%**
89000 - Addition to Fund Balance	$ -	$ -	$ -	$ -	$ -	$ -	$ -	$ -	0.00%
Contractual Services	**$ 27,585**	**$ 15,300**	**$ -**	**$ 21,954**	**$ 122,872**	**$ 155,222**	**$ 238,334**	**$ 238,334**	**65.13%**
50150 - Contractual/Consulting Services	$ 27,560	$ 5,300	$ -	$ 13,966	$ 121,401	$ 154,740	$ 226,834	$ 226,834	68.22%
53100 - Conferences and Meetings	$ 25	$ -	$ -	$ -	$ 427	$ 482	$ 500	$ 500	96.39%
55010 - External Grants	$ -	$ 10,000	$ -	$ -	$ -	$ -	$ 10,000	$ 10,000	0.00%
55050 - Grant Services	$ -	$ -	$ -	$ 7,988	$ 1,044	$ -	$ 1,000	$ 1,000	0.00%
520 Mill Creek Special Service Area									
Revenue	***$ 692,503***	***$ 695,338***	***$ 858,192***	***$ 944,022***	***$ 1,013,866***	***$ 584,295***	***$ 1,095,493***	***$ 1,094,043***	***53.34%***
Interest Revenue	**$ 14,349**	**$ (871)**	**$ (20,964)**	**$ 64,149**	**$ 78,078**	**$ 27,070**	**$ 53,000**	**$ 53,000**	**51.07%**
38000 - Investment Income	$ 14,349	$ (871)	$ (20,964)	$ 64,149	$ 78,078	$ 27,070	$ 53,000	$ 53,000	51.07%
Other	**$ -**	**$ 1,123**	**$ -**	**$ -**	**$ -**	**$ -**	**$ 3,459**	**$ 101,363**	**0.00%**

Committee Revenue Budget Report - by Account Detail

Through September 30, 2025 (83.3% YTD, 84.62% Payroll Expense through Pay Period Ending 09/27/2025)

***2020, 2021, 2022, 2023 and 2024 Actual Fiscal Year**

Department / Fund / Account Classification	2020 Actual Amount*	2021 Actual Amount*	2022 Actual Amount*	2023 Actual Amount*	2024 Actual Amount*	2025 Actual Amount	2025 Amended Budget	2025 Adopted Budget	2025 YTD% Actual/Amended Budget
38900 - Miscellaneous Other	$ -	$ 1,123	$ -	$ -	$ -	$ -	$ -	$ -	0.00%
39900 - Fund Balance Utilization	$ -	$ -	$ -	$ -	$ -	$ -	$ 3,459	$ 101,363	0.00%
Transfers In	**$ -**	**$ 15,300**	**$ -**	**$ -**	**$ -**	**$ -**	**$ -**	**$ -**	**0.00%**
39000 - Transfer From Other Funds	$ -	$ 15,300	$ -	$ -	$ -	$ -	$ -	$ -	0.00%
Property Taxes	**$ 678,154**	**$ 679,786**	**$ 879,156**	**$ 879,873**	**$ 935,788**	**$ 557,225**	**$ 1,039,034**	**$ 939,680**	**53.63%**
30000 - Property Taxes	$ 678,154	$ 679,786	$ 879,156	$ 879,873	$ 935,788	$ 557,225	$ 1,039,034	$ 939,680	53.63%
30005 - Property Tax Revenue Recapture	$ -	$ -	$ -	$ -	$ -	$ -	$ -	$ -	0.00%
Expenses	***$ 600,594***	***$ 475,968***	***$ 761,480***	***$ 792,687***	***$ 1,669,213***	***$ 498,638***	***$ 1,095,493***	***$ 1,094,043***	***45.52%***
Commodities	**$ 13,491**	**$ 15,184**	**$ 10,331**	**$ 17,364**	**$ 20,072**	**$ 9,114**	**$ 27,400**	**$ 27,400**	**33.26%**
60000 - Office Supplies	$ 34	$ 960	$ 1,599	$ 3,965	$ 1,835	$ 833	$ 3,000	$ 3,000	27.77%
60010 - Operating Supplies	$ 4,334	$ 4,589	$ 341	$ 3,585	$ 3,102	$ 851	$ 3,000	$ 3,000	28.37%
60040 - Postage	$ -	$ 821	$ -	$ -	$ 1,217	$ -	$ 1,500	$ 1,500	0.00%
63020 - Utilities- Intersect Lighting	$ 9,122	$ 8,343	$ 7,347	$ 9,217	$ 10,949	$ 7,067	$ 17,100	$ 17,100	41.33%
63040 - Fuel- Vehicles	$ -	$ 188	$ 45	$ 99	$ 1,972	$ -	$ 2,000	$ 2,000	0.00%
64010 - Cellular Phone	$ -	$ 283	$ 998	$ 498	$ 998	$ 362	$ 800	$ 800	45.30%
Contingency and Other	**$ -**	**$ -**	**$ -**	**$ -**	**$ -**	**$ -**	**$ -**	**$ -**	**0.00%**
89000 - Addition to Fund Balance	$ -	$ -	$ -	$ -	$ -	$ -	$ -	$ -	0.00%
Contractual Services	**$ 530,103**	**$ 398,299**	**$ 646,940**	**$ 652,380**	**$ 1,523,660**	**$ 404,949**	**$ 939,372**	**$ 939,326**	**43.11%**
50150 - Contractual/Consulting Services	$ 19,633	$ 13,040	$ 1,678	$ 70,886	$ 892,683	$ 18,610	$ 40,200	$ 40,200	46.29%
50160 - Legal Services	$ 1,035	$ 2,363	$ 495	$ 1,890	$ -	$ -	$ 6,000	$ 6,000	0.00%
50480 - Security Services	$ 5,760	$ 1,200	$ -	$ -	$ -	$ -	$ 9,000	$ 9,000	0.00%
52020 - Repairs and Maintenance- Roads	$ 62,640	$ 67,863	$ 65,112	$ 92,267	$ 116,916	$ 66,601	$ 128,000	$ 128,000	52.03%
52120 - Repairs and Maint- Grounds	$ 285,177	$ 274,772	$ 489,548	$ 426,956	$ 457,768	$ 284,278	$ 570,000	$ 570,000	49.87%
52180 - Building Space Rental	$ 11,960	$ 13,416	$ 12,185	$ 12,644	$ 11,791	$ 10,825	$ 17,000	$ 17,000	63.68%
52230 - Repairs and Maint- Vehicles	$ -	$ 682	$ 748	$ 8,071	$ 1,311	$ 535	$ 2,500	$ 2,500	21.40%
52250 - Intersect Lighting Services	$ 6,012	$ 10,643	$ 75,506	$ 37,418	$ 16,102	$ 3,100	$ 25,000	$ 25,000	12.40%
53000 - Liability Insurance	$ 1,116	$ 1,032	$ 1,619	$ 2,037	$ 2,124	$ 2,721	$ 2,721	$ 2,675	100.00%
53020 - Unemployment Claims	$ 33	$ 33	$ 49	$ 28	$ 35	$ 37	$ 37	$ 37	100.00%
53060 - General Printing	$ 41	$ 69	$ -	$ 183	$ 104	$ -	$ 1,500	$ 1,500	0.00%
53070 - Legal Printing	$ 354	$ 207	$ -	$ -	$ -	$ 35	$ 500	$ 500	6.90%
53100 - Conferences and Meetings	$ -	$ 31	$ -	$ -	$ -	$ -	$ -	$ -	0.00%
53110 - Employee Training	$ -	$ -	$ -	$ -	$ -	$ -	$ -	$ -	0.00%
53120 - Employee Mileage Expense	$ -	$ -	$ -	$ -	$ -	$ -	$ -	$ -	0.00%
55000 - Miscellaneous Contractual Exp	$ 136,343	$ 12,950	$ -	$ -	$ 24,826	$ 18,207	$ 136,914	$ 136,914	13.30%
Personnel Services- Employee Benefits	**$ 9,586**	**$ 17,356**	**$ 29,808**	**$ 28,553**	**$ 29,287**	**$ 16,052**	**$ 29,986**	**$ 29,801**	**53.53%**
45000 - Healthcare Contribution	$ 729	$ 8,616	$ 17,848	$ 18,167	$ 19,178	$ 9,129	$ 19,100	$ 19,100	47.80%
45010 - Dental Contribution	$ 495	$ 27	$ 14	$ -	$ -	$ 22	$ -	$ -	0.00%
45100 - FICA/SS Contribution	$ 3,421	$ 3,300	$ 5,292	$ 5,264	$ 5,403	$ 3,292	$ 5,612	$ 5,516	58.67%
45200 - IMRF Contribution	$ 3,580	$ 3,795	$ 4,699	$ 3,573	$ 3,244	$ 2,338	$ 4,004	$ 3,937	58.38%
53010 - Workers Compensation	$ 1,361	$ 1,618	$ 1,954	$ 1,549	$ 1,462	$ 1,270	$ 1,270	$ 1,248	100.00%
Personnel Services- Salaries & Wages	**$ 45,013**	**$ 42,729**	**$ 68,650**	**$ 68,493**	**$ 70,704**	**$ 43,104**	**$ 73,316**	**$ 72,097**	**58.79%**
40000 - Salaries and Wages	$ 44,797	$ 42,729	$ 68,650	$ 68,493	$ 70,704	$ 43,104	$ 73,316	$ 72,097	58.79%
40003 - Cost of Living Increase	$ -	$ -	$ -	$ -	$ -	$ -	$ -	$ -	0.00%
40200 - Overtime Salaries	$ 216	$ -	$ -	$ -	$ -	$ -	$ -	$ -	0.00%
Transfers Out	**$ 2,400**	**$ 2,400**	**$ 5,751**	**$ 25,896**	**$ 25,490**	**$ 25,419**	**$ 25,419**	**$ 25,419**	**100.00%**

Committee Revenue Budget Report - by Account Detail

Through September 30, 2025 (83.3% YTD, 84.62% Payroll Expense through Pay Period Ending 09/27/2025)

***2020, 2021, 2022, 2023 and 2024 Actual Fiscal Year**

Department / Fund / Account Classification	2020 Actual Amount*	2021 Actual Amount*	2022 Actual Amount*	2023 Actual Amount*	2024 Actual Amount*	2025 Actual Amount	2025 Amended Budget	2025 Adopted Budget	2025 YTD% Actual/Amended Budget
99000 - Transfer To Other Funds	$ 2,400	$ 2,400	$ -	$ -	$ -	$ -	$ -	$ -	0.00%
99001 - Transfer to General Fund 001	$ -	$ -	$ 5,751	$ 25,896	$ 25,490	$ 25,419	$ 25,419	$ 25,419	100.00%
521 Bowes Creek Special Service Area									
Revenue	***$ 19***	***$ (0)***	***$ (16)***	***$ 59***	***$ 75***	***$ 45***	***$ 44***	***$ 44***	***103.09%***
Interest Revenue	**$ 19**	**$ (0)**	**$ (16)**	**$ 59**	**$ 75**	**$ 45**	**$ 44**	**$ 44**	**103.09%**
38000 - Investment Income	$ 19	$ (0)	$ (16)	$ 59	$ 75	$ 45	$ 44	$ 44	103.09%
Expenses	***$ -***	***$ -***	***$ -***	***$ -***	***$ -***	***$ -***	***$ 44***	***$ 44***	***0.00%***
Contingency and Other	**$ -**	**$ -**	**$ -**	**$ -**	**$ -**	**$ -**	**$ 44**	**$ 44**	**0.00%**
89000 - Addition to Fund Balance	$ -	$ -	$ -	$ -	$ -	$ -	$ 44	$ 44	0.00%
5300 Sunvale SBA SW 37									
Revenue	***$ 42***	***$ (0)***	***$ (34)***	***$ 127***	***$ 160***	***$ 97***	***$ 92***	***$ 92***	***105.20%***
Interest Revenue	**$ 42**	**$ (0)**	**$ (34)**	**$ 127**	**$ 160**	**$ 97**	**$ 92**	**$ 92**	**105.20%**
38000 - Investment Income	$ 42	$ (0)	$ (34)	$ 127	$ 160	$ 97	$ 92	$ 92	105.20%
Property Taxes	**$ 0**	**$ -**	**$ -**	**$ -**	**$ -**	**$ -**	**$ -**	**$ -**	**0.00%**
30000 - Property Taxes	$ 0	$ -	$ -	$ -	$ -	$ -	$ -	$ -	0.00%
Expenses	***$ -***	***$ -***	***$ -***	***$ -***	***$ -***	***$ -***	***$ 92***	***$ 92***	***0.00%***
Contractual Services	**$ -**	**$ -**	**$ -**	**$ -**	**$ -**	**$ -**	**$ 92**	**$ 92**	**0.00%**
52290 - Repairs and Maint- Stormwater	$ -	$ -	$ -	$ -	$ -	$ -	$ 92	$ 92	0.00%
Transfers Out	**$ -**	**$ -**	**$ -**	**$ -**	**$ -**	**$ -**	**$ -**	**$ -**	**0.00%**
99000 - Transfer To Other Funds	$ -	$ -	$ -	$ -	$ -	$ -	$ -	$ -	0.00%
5301 Middle Creek SBA SW38									
Revenue	***$ 235***	***$ (0)***	***$ (27)***	***$ 658***	***$ 166***	***$ 97***	***$ 73***	***$ 73***	***133.15%***
Interest Revenue	**$ 35**	**$ (0)**	**$ (27)**	**$ 98**	**$ 166**	**$ 97**	**$ 73**	**$ 73**	**133.15%**
38000 - Investment Income	$ 35	$ (0)	$ (27)	$ 98	$ 166	$ 97	$ 73	$ 73	133.15%
Property Taxes	**$ 200**	**$ -**	**$ -**	**$ 560**	**$ -**	**$ -**	**$ -**	**$ -**	**0.00%**
30000 - Property Taxes	$ 200	$ -	$ -	$ 560	$ -	$ -	$ -	$ -	0.00%
Expenses	***$ -***	***$ -***	***$ -***	***$ -***	***$ -***	***$ -***	***$ 73***	***$ 73***	***0.00%***
Contractual Services	**$ -**	**$ -**	**$ -**	**$ -**	**$ -**	**$ -**	**$ 73**	**$ 73**	**0.00%**
52290 - Repairs and Maint- Stormwater	$ -	$ -	$ -	$ -	$ -	$ -	$ 73	$ 73	0.00%
Transfers Out	**$ -**	**$ -**	**$ -**	**$ -**	**$ -**	**$ -**	**$ -**	**$ -**	**0.00%**
99000 - Transfer To Other Funds	$ -	$ -	$ -	$ -	$ -	$ -	$ -	$ -	0.00%
5302 Shirewood Farm SSA SW39									
Revenue	***$ 6***	***$ 110***	***$ 106***	***$ 124***	***$ 135***	***$ 73***	***$ 120***	***$ 120***	***60.91%***
Interest Revenue	**$ 6**	**$ (0)**	**$ (4)**	**$ 13**	**$ 25**	**$ 18**	**$ 10**	**$ 10**	**180.90%**
38000 - Investment Income	$ 6	$ (0)	$ (4)	$ 13	$ 25	$ 18	$ 10	$ 10	180.90%
Property Taxes	**$ -**	**$ 110**	**$ 110**	**$ 110**	**$ 110**	**$ 55**	**$ 110**	**$ 110**	**50.00%**

Committee Revenue Budget Report - by Account Detail

Through September 30, 2025 (83.3% YTD, 84.62% Payroll Expense through Pay Period Ending 09/27/2025)

***2020, 2021, 2022, 2023 and 2024 Actual Fiscal Year**

Department / Fund / Account Classification	2020 Actual Amount*	2021 Actual Amount*	2022 Actual Amount*	2023 Actual Amount*	2024 Actual Amount*	2025 Actual Amount	2025 Amended Budget	2025 Adopted Budget	2025 YTD% Actual/Amended Budget
30000 - Property Taxes	$ -	$ 110	$ 110	$ 110	$ 110	$ 55	$ 110	$ 110	50.00%
Expenses	***$ -***	***$ -***	***$ -***	***$ -***	***$ -***	***$ -***	***$ 120***	***$ 120***	***0.00%***
Contractual Services	**$ -**	**$ -**	**$ -**	**$ -**	**$ -**	**$ -**	**$ 120**	**$ 120**	**0.00%**
52290 - Repairs and Maint- Stormwater	$ -	$ -	$ -	$ -	$ -	$ -	$ 120	$ 120	0.00%
Transfers Out	**$ -**	**$ -**	**$ -**	**$ -**	**$ -**	**$ -**	**$ -**	**$ -**	**0.00%**
99000 - Transfer To Other Funds	$ -	$ -	$ -	$ -	$ -	$ -	$ -	$ -	0.00%
5303 Ogden Gardens SBA SW40									
Revenue	***$ 106***	***$ (0)***	***$ (84)***	***$ 311***	***$ 392***	***$ 238***	***$ 226***	***$ 226***	***105.18%***
Interest Revenue	**$ 106**	**$ (0)**	**$ (84)**	**$ 311**	**$ 392**	**$ 238**	**$ 226**	**$ 226**	**105.18%**
38000 - Investment Income	$ 106	$ (0)	$ (84)	$ 311	$ 392	$ 238	$ 226	$ 226	105.18%
Property Taxes	**$ 1**	**$ -**	**$ -**	**$ -**	**$ -**	**$ -**	**$ -**	**$ -**	**0.00%**
30000 - Property Taxes	$ 1	$ -	$ -	$ -	$ -	$ -	$ -	$ -	0.00%
Expenses	***$ -***	***$ -***	***$ -***	***$ -***	***$ -***	***$ -***	***$ 226***	***$ 226***	***0.00%***
Contingency and Other	**$ -**	**$ -**	**$ -**	**$ -**	**$ -**	**$ -**	**$ 226**	**$ 226**	**0.00%**
89000 - Addition to Fund Balance	$ -	$ -	$ -	$ -	$ -	$ -	$ 226	$ 226	0.00%
Transfers Out	**$ -**	**$ -**	**$ -**	**$ -**	**$ -**	**$ -**	**$ -**	**$ -**	**0.00%**
99000 - Transfer To Other Funds	$ -	$ -	$ -	$ -	$ -	$ -	$ -	$ -	0.00%
5304 Wildwood West SBA SW41									
Revenue	***$ 1,254***	***$ 996***	***$ 8,936***	***$ 1,467***	***$ 6,713***	***$ 2,493***	***$ 3,579***	***$ 3,579***	***69.66%***
Interest Revenue	**$ 254**	**$ (4)**	**$ (266)**	**$ 802**	**$ 1,036**	**$ 765**	**$ 579**	**$ 579**	**132.15%**
38000 - Investment Income	$ 254	$ (4)	$ (266)	$ 802	$ 1,036	$ 765	$ 579	$ 579	132.15%
Property Taxes	**$ 1,000**	**$ 1,000**	**$ 9,202**	**$ 665**	**$ 5,677**	**$ 1,728**	**$ 3,000**	**$ 3,000**	**57.60%**
30000 - Property Taxes	$ 1,000	$ 1,000	$ 9,202	$ 665	$ 5,677	$ 1,728	$ 3,000	$ 3,000	57.60%
Expenses	***$ -***	***$ 7,760***	***$ 1,450***	***$ 1,390***	***$ 665***	***$ -***	***$ 3,579***	***$ 3,579***	***0.00%***
Contingency and Other	**$ -**	**$ -**	**$ -**	**$ -**	**$ -**	**$ -**	**$ 579**	**$ 579**	**0.00%**
89000 - Addition to Fund Balance	$ -	$ -	$ -	$ -	$ -	$ -	$ 579	$ 579	0.00%
Contractual Services	**$ -**	**$ 7,760**	**$ 1,450**	**$ 725**	**$ -**	**$ -**	**$ 3,000**	**$ 3,000**	**0.00%**
52290 - Repairs and Maint- Stormwater	$ -	$ 7,760	$ 1,450	$ 725	$ -	$ -	$ 3,000	$ 3,000	0.00%
Transfers Out	**$ -**	**$ -**	**$ -**	**$ 665**	**$ 665**	**$ -**	**$ -**	**$ -**	**0.00%**
99000 - Transfer To Other Funds	$ -	$ -	$ -	$ -	$ -	$ -	$ -	$ -	0.00%
99405 - Transfer to Cost Share Drainage Fund 405	$ -	$ -	$ -	$ 665	$ 665	$ -	$ -	$ -	0.00%
5306 Cheval DeSelle Venetian SBA SW43									
Revenue	***$ 5,108***	***$ 5,017***	***$ 2,077***	***$ 2,174***	***$ 263***	***$ 156***	***$ 81***	***$ 81***	***192.64%***
Interest Revenue	**$ 99**	**$ 8**	**$ 19**	**$ 113**	**$ 263**	**$ 156**	**$ 81**	**$ 81**	**192.64%**
38000 - Investment Income	$ 99	$ 8	$ 19	$ 113	$ 263	$ 156	$ 81	$ 81	192.64%
Other	**$ -**	**$ -**	**$ -**	**$ -**	**$ -**	**$ -**	**$ -**	**$ -**	**0.00%**

Committee Revenue Budget Report - by Account Detail

Through September 30, 2025 (83.3% YTD, 84.62% Payroll Expense through Pay Period Ending 09/27/2025)

***2020, 2021, 2022, 2023 and 2024 Actual Fiscal Year**

Department / Fund / Account Classification	2020 Actual Amount*	2021 Actual Amount*	2022 Actual Amount*	2023 Actual Amount*	2024 Actual Amount*	2025 Actual Amount	2025 Amended Budget	2025 Adopted Budget	2025 YTD% Actual/Amended Budget
39900 - Fund Balance Utilization	$ -	$ -	$ -	$ -	$ -	$ -	$ -	$ -	0.00%
Property Taxes	**$ 5,009**	**$ 5,009**	**$ 2,058**	**$ 2,061**	**$ -**	**$ -**	**$ -**	**$ -**	**0.00%**
30000 - Property Taxes	$ 5,009	$ 5,009	$ 2,058	$ 2,061	$ -	$ -	$ -	$ -	0.00%
Expenses	***$ 5,129***	***$ 5,200***	***$ 5,282***	***$ -***	***$ -***	***$ -***	***$ 81***	***$ 81***	***0.00%***
Contingency and Other	**$ -**	**$ -**	**$ -**	**$ -**	**$ -**	**$ -**	**$ 81**	**$ 81**	**0.00%**
89000 - Addition to Fund Balance	$ -	$ -	$ -	$ -	$ -	$ -	$ 81	$ 81	0.00%
Contractual Services	**$ -**	**$ -**	**$ -**	**$ -**	**$ -**	**$ -**	**$ -**	**$ -**	**0.00%**
52290 - Repairs and Maint- Stormwater	$ -	$ -	$ -	$ -	$ -	$ -	$ -	$ -	0.00%
Transfers Out	**$ 5,129**	**$ 5,200**	**$ 5,282**	**$ -**	**$ -**	**$ -**	**$ -**	**$ -**	**0.00%**
99000 - Transfer To Other Funds	$ 5,129	$ 5,200	$ -	$ -	$ -	$ -	$ -	$ -	0.00%
99622 - Transfer to Recovery Zone Bond Debt Service Fund 622	$ -	$ -	$ 5,282	$ -	$ -	$ -	$ -	$ -	0.00%
5308 Plank Road Estates SBA SW45									
Revenue	***$ 3,207***	***$ 3,155***	***$ 1,781***	***$ 1,100***	***$ 1,759***	***$ 993***	***$ 1,634***	***$ 1,634***	***60.78%***
Interest Revenue	**$ 57**	**$ 5**	**$ 6**	**$ 82**	**$ 180**	**$ 153**	**$ 59**	**$ 59**	**259.69%**
38000 - Investment Income	$ 57	$ 5	$ 6	$ 82	$ 180	$ 153	$ 59	$ 59	259.69%
Other	**$ -**	**$ -**	**$ -**	**$ -**	**$ -**	**$ -**	**$ -**	**$ -**	**0.00%**
39900 - Fund Balance Utilization	$ -	$ -	$ -	$ -	$ -	$ -	$ -	$ -	0.00%
Property Taxes	**$ 3,150**	**$ 3,150**	**$ 1,775**	**$ 1,017**	**$ 1,578**	**$ 840**	**$ 1,575**	**$ 1,575**	**53.33%**
30000 - Property Taxes	$ 3,150	$ 3,150	$ 1,775	$ 1,017	$ 1,578	$ 840	$ 1,575	$ 1,575	53.33%
Expenses	***$ 3,186***	***$ 3,230***	***$ 3,281***	***$ -***	***$ -***	***$ -***	***$ 1,634***	***$ 1,634***	***0.00%***
Contingency and Other	**$ -**	**$ -**	**$ -**	**$ -**	**$ -**	**$ -**	**$ 59**	**$ 59**	**0.00%**
89000 - Addition to Fund Balance	$ -	$ -	$ -	$ -	$ -	$ -	$ 59	$ 59	0.00%
Contractual Services	**$ -**	**$ -**	**$ -**	**$ -**	**$ -**	**$ -**	**$ 1,575**	**$ 1,575**	**0.00%**
52290 - Repairs and Maint- Stormwater	$ -	$ -	$ -	$ -	$ -	$ -	$ 1,575	$ 1,575	0.00%
Transfers Out	**$ 3,186**	**$ 3,230**	**$ 3,281**	**$ -**	**$ -**	**$ -**	**$ -**	**$ -**	**0.00%**
99000 - Transfer To Other Funds	$ 3,186	$ 3,230	$ -	$ -	$ -	$ -	$ -	$ -	0.00%
99622 - Transfer to Recovery Zone Bond Debt Service Fund 622	$ -	$ -	$ 3,281	$ -	$ -	$ -	$ -	$ -	0.00%
5310 Exposition View SBA SW47									
Revenue	***$ 4,109***	***$ 4,148***	***$ 589***	***$ 533***	***$ 590***	***$ 361***	***$ 528***	***$ 528***	***68.43%***
Interest Revenue	**$ 60**	**$ 6**	**$ 32**	**$ 39**	**$ 86**	**$ 65**	**$ 28**	**$ 28**	**233.61%**
38000 - Investment Income	$ 60	$ 6	$ 32	$ 39	$ 86	$ 65	$ 28	$ 28	233.61%
Other	**$ -**	**$ -**	**$ -**	**$ -**	**$ -**	**$ -**	**$ -**	**$ -**	**0.00%**
39900 - Fund Balance Utilization	$ -	$ -	$ -	$ -	$ -	$ -	$ -	$ -	0.00%
Property Taxes	**$ 4,048**	**$ 4,143**	**$ 557**	**$ 494**	**$ 504**	**$ 296**	**$ 500**	**$ 500**	**59.18%**
30000 - Property Taxes	$ 4,048	$ 4,143	$ 557	$ 494	$ 504	$ 296	$ 500	$ 500	59.18%
Expenses	***$ 3,726***	***$ 3,777***	***$ 3,838***	***$ -***	***$ -***	***$ -***	***$ 528***	***$ 528***	***0.00%***
Contingency and Other	**$ -**	**$ -**	**$ -**	**$ -**	**$ -**	**$ -**	**$ 28**	**$ 28**	**0.00%**
89000 - Addition to Fund Balance	$ -	$ -	$ -	$ -	$ -	$ -	$ 28	$ 28	0.00%
Contractual Services	**$ -**	**$ -**	**$ -**	**$ -**	**$ -**	**$ -**	**$ 500**	**$ 500**	**0.00%**
52290 - Repairs and Maint- Stormwater	$ -	$ -	$ -	$ -	$ -	$ -	$ 500	$ 500	0.00%

Committee Revenue Budget Report - by Account Detail

Through September 30, 2025 (83.3% YTD, 84.62% Payroll Expense through Pay Period Ending 09/27/2025)

***2020, 2021, 2022, 2023 and 2024 Actual Fiscal Year**

Department / Fund / Account Classification	2020 Actual Amount*	2021 Actual Amount*	2022 Actual Amount*	2023 Actual Amount*	2024 Actual Amount*	2025 Actual Amount	2025 Amended Budget	2025 Adopted Budget	2025 YTD% Actual/Amended Budget
Transfers Out	**$ 3,726**	**$ 3,777**	**$ 3,838**	**$ -**	**$ -**	**$ -**	**$ -**	**$ -**	**0.00%**
99000 - Transfer To Other Funds	$ 3,726	$ 3,777	$ -	$ -	$ -	$ -	$ -	$ -	0.00%
99622 - Transfer to Recovery Zone Bond Debt Service Fund 622	$ -	$ -	$ 3,838	$ -	$ -	$ -	$ -	$ -	0.00%
5311 Pasadena Drive SBA SW48									
Revenue	***$ 2,923***	***$ 2,884***	***$ 2,736***	***$ 1,584***	***$ 1,366***	***$ 897***	***$ 6,561***	***$ 1,417***	***13.68%***
Interest Revenue	**$ 43**	**$ 4**	**$ (33)**	**$ 170**	**$ 66**	**$ 47**	**$ 117**	**$ 117**	**40.52%**
38000 - Investment Income	$ 43	$ 4	$ (33)	$ 170	$ 66	$ 47	$ 117	$ 117	40.52%
Other	**$ -**	**$ -**	**$ -**	**$ -**	**$ -**	**$ -**	**$ -**	**$ -**	**0.00%**
39900 - Fund Balance Utilization	$ -	$ -	$ -	$ -	$ -	$ -	$ -	$ -	0.00%
Transfers In	**$ -**	**$ -**	**$ -**	**$ -**	**$ -**	**$ -**	**$ 5,144**	**$ -**	**0.00%**
39622 - Transfer from Recovery Zone Bond Fund 622	$ -	$ -	$ -	$ -	$ -	$ -	$ 5,144	$ -	0.00%
Property Taxes	**$ 2,880**	**$ 2,880**	**$ 2,769**	**$ 1,414**	**$ 1,300**	**$ 850**	**$ 1,300**	**$ 1,300**	**65.38%**
30000 - Property Taxes	$ 2,880	$ 2,880	$ 2,769	$ 1,414	$ 1,300	$ 850	$ 1,300	$ 1,300	65.38%
Expenses	***$ 2,461***	***$ 2,493***	***$ 2,532***	***$ 2,572***	***$ 2,572***	***$ -***	***$ 6,561***	***$ 1,417***	***0.00%***
Contingency and Other	**$ -**	**$ -**	**$ -**	**$ -**	**$ -**	**$ -**	**$ 5,261**	**$ 117**	**0.00%**
89000 - Addition to Fund Balance	$ -	$ -	$ -	$ -	$ -	$ -	$ 5,261	$ 117	0.00%
Contractual Services	**$ -**	**$ -**	**$ -**	**$ -**	**$ -**	**$ -**	**$ 1,300**	**$ 1,300**	**0.00%**
52290 - Repairs and Maint- Stormwater	$ -	$ -	$ -	$ -	$ -	$ -	$ 1,300	$ 1,300	0.00%
Transfers Out	**$ 2,461**	**$ 2,493**	**$ 2,532**	**$ 2,572**	**$ 2,572**	**$ -**	**$ -**	**$ -**	**0.00%**
99000 - Transfer To Other Funds	$ 2,461	$ 2,493	$ -	$ -	$ -	$ -	$ -	$ -	0.00%
99622 - Transfer to Recovery Zone Bond Debt Service Fund 622	$ -	$ -	$ 2,532	$ 2,572	$ 2,572	$ -	$ -	$ -	0.00%
5312 Tamara Dittman SBA SW 50									
Revenue	***$ 1,214***	***$ 1***	***$ -***	***$ 1,230***	***$ 1,196***	***$ 275***	***$ 550***	***$ 550***	***50.00%***
Interest Revenue	**$ -**	**$ -**	**$ -**	**$ 15**	**$ (19)**	**$ -**	**$ -**	**$ -**	**0.00%**
38000 - Investment Income	$ -	$ -	$ -	$ 15	$ (19)	$ -	$ -	$ -	0.00%
Property Taxes	**$ 1,214**	**$ 1**	**$ -**	**$ 1,214**	**$ 1,214**	**$ 275**	**$ 550**	**$ 550**	**50.00%**
30000 - Property Taxes	$ 1,214	$ 1	$ -	$ 1,214	$ 1,214	$ 275	$ 550	$ 550	50.00%
Expenses	***$ 1,214***	***$ -***	***$ -***	***$ 1,215***	***$ 1,215***	***$ 550***	***$ 550***	***$ 550***	***100.00%***
Contractual Services	**$ 1,214**	**$ -**	**$ -**	**$ -**	**$ -**	**$ -**	**$ -**	**$ -**	**0.00%**
52290 - Repairs and Maint- Stormwater	$ 1,214	$ -	$ -	$ -	$ -	$ -	$ -	$ -	0.00%
Transfers Out	**$ -**	**$ -**	**$ -**	**$ 1,215**	**$ 1,215**	**$ 550**	**$ 550**	**$ 550**	**100.00%**
99000 - Transfer To Other Funds	$ -	$ -	$ -	$ -	$ -	$ -	$ -	$ -	0.00%
99405 - Transfer to Cost Share Drainage Fund 405	$ -	$ -	$ -	$ 1,215	$ 1,215	$ 550	$ 550	$ 550	100.00%
5313 Church Molitor SSA SA 52									
Revenue	***$ -***	***$ -***	***$ 18***	***$ 3,352***	***$ 3,324***	***$ 350***	***$ 501***	***$ 501***	***69.87%***
Interest Revenue	**$ -**	**$ -**	**$ 18**	**$ 13**	**$ (17)**	**$ 0**	**$ 1**	**$ 1**	**6.00%**
38000 - Investment Income	$ -	$ -	$ 18	$ 13	$ (17)	$ 0	$ 1	$ 1	6.00%
Property Taxes	**$ -**	**$ -**	**$ -**	**$ 3,339**	**$ 3,341**	**$ 350**	**$ 500**	**$ 500**	**70.00%**

Committee Revenue Budget Report - by Account Detail

Through September 30, 2025 (83.3% YTD, 84.62% Payroll Expense through Pay Period Ending 09/27/2025)

***2020, 2021, 2022, 2023 and 2024 Actual Fiscal Year**

Department / Fund / Account Classification	2020 Actual Amount*	2021 Actual Amount*	2022 Actual Amount*	2023 Actual Amount*	2024 Actual Amount*	2025 Actual Amount	2025 Amended Budget	2025 Adopted Budget	2025 YTD% Actual/Amended Budget
30000 - Property Taxes	$ -	$ -	$ -	$ 3,339	$ 3,341	$ 350	$ 500	$ 500	70.00%
Expenses	***$ -***	***$ -***	***$ -***	***$ 3,334***	***$ 3,334***	***$ 500***	***$ 501***	***$ 501***	***99.80%***
Contingency and Other	**$ -**	**$ -**	**$ -**	**$ -**	**$ -**	**$ -**	**$ 1**	**$ 1**	**0.00%**
89000 - Addition to Fund Balance	$ -	$ -	$ -	$ -	$ -	$ -	$ 1	$ 1	0.00%
Transfers Out	**$ -**	**$ -**	**$ -**	**$ 3,334**	**$ 3,334**	**$ 500**	**$ 500**	**$ 500**	**100.00%**
99000 - Transfer To Other Funds	$ -	$ -	$ -	$ -	$ -	$ -	$ -	$ -	0.00%
99405 - Transfer to Cost Share Drainage Fund 405	$ -	$ -	$ -	$ 3,334	$ 3,334	$ 500	$ 500	$ 500	100.00%
5314 45W185 Plank Road SSA SW 54									
Revenue	***$ -***	***$ -***	***$ 56***	***$ 3,990***	***$ 1,985***	***$ 2,000***	***$ 4,002***	***$ 4,002***	***49.98%***
Interest Revenue	**$ -**	**$ -**	**$ (1)**	**$ (16)**	**$ (19)**	**$ -**	**$ 2**	**$ 2**	**0.00%**
38000 - Investment Income	$ -	$ -	$ (1)	$ (16)	$ (19)	$ -	$ 2	$ 2	0.00%
Property Taxes	**$ -**	**$ -**	**$ 57**	**$ 4,006**	**$ 2,004**	**$ 2,000**	**$ 4,000**	**$ 4,000**	**50.00%**
30000 - Property Taxes	$ -	$ -	$ 57	$ 4,006	$ 2,004	$ 2,000	$ 4,000	$ 4,000	50.00%
Expenses	***$ -***	***$ -***	***$ -***	***$ 4,000***	***$ 3,928***	***$ 4,000***	***$ 4,002***	***$ 4,002***	***99.95%***
Contingency and Other	**$ -**	**$ -**	**$ -**	**$ -**	**$ -**	**$ -**	**$ 2**	**$ 2**	**0.00%**
89000 - Addition to Fund Balance	$ -	$ -	$ -	$ -	$ -	$ -	$ 2	$ 2	0.00%
Transfers Out	**$ -**	**$ -**	**$ -**	**$ 4,000**	**$ 3,928**	**$ 4,000**	**$ 4,000**	**$ 4,000**	**100.00%**
99000 - Transfer To Other Funds	$ -	$ -	$ -	$ -	$ -	$ -	$ -	$ -	0.00%
99403 - Transfer to Unincorporated Stormwater Mgmt Fund 403	$ -	$ -	$ -	$ 4,000	$ 3,928	$ 4,000	$ 4,000	$ 4,000	100.00%
5315 Boyer Road Special Service Area									
Revenue	***$ -***	***$ -***	***$ -***	***$ -***	***$ 688***	***$ 350***	***$ 700***	***$ 700***	***50.00%***
Interest Revenue	**$ -**	**$ -**	**$ -**	**$ -**	**$ (12)**	**$ -**	**$ -**	**$ -**	**0.00%**
38000 - Investment Income	$ -	$ -	$ -	$ -	$ (12)	$ -	$ -	$ -	0.00%
Property Taxes	**$ -**	**$ -**	**$ -**	**$ -**	**$ 700**	**$ 350**	**$ 700**	**$ 700**	**50.00%**
30000 - Property Taxes	$ -	$ -	$ -	$ -	$ 700	$ 350	$ 700	$ 700	50.00%
Expenses	***$ -***	***$ -***	***$ -***	***$ -***	***$ 700***	***$ 700***	***$ 700***	***$ 700***	***100.00%***
Transfers Out	**$ -**	**$ -**	**$ -**	**$ -**	**$ 700**	**$ 700**	**$ 700**	**$ 700**	**100.00%**
99405 - Transfer to Cost Share Drainage Fund 405	$ -	$ -	$ -	$ -	$ 700	$ 700	$ 700	$ 700	100.00%
760 Debt Service									
601 Public Building Commission									
Revenue	***$ 25,523***	***$ (185)***	***$ 60,757***	***$ 51,839***	***$ 65,276***	***$ 3,088***	***$ 1,210,000***	***$ 1,210,000***	***0.26%***
Interest Revenue	**$ 25,523**	**$ (185)**	**$ (14,243)**	**$ 51,839**	**$ 65,276**	**$ 3,088**	**$ 37,524**	**$ 37,524**	**8.23%**
38000 - Investment Income	$ 25,523	$ (185)	$ (14,243)	$ 51,839	$ 65,276	$ 3,088	$ 37,524	$ 37,524	8.23%

Committee Revenue Budget Report - by Account Detail

Through September 30, 2025 (83.3% YTD, 84.62% Payroll Expense through Pay Period Ending 09/27/2025)

***2020, 2021, 2022, 2023 and 2024 Actual Fiscal Year**

Department / Fund / Account Classification	2020 Actual Amount*	2021 Actual Amount*	2022 Actual Amount*	2023 Actual Amount*	2024 Actual Amount*	2025 Actual Amount	2025 Amended Budget	2025 Adopted Budget	2025 YTD% Actual/Amended Budget
Other	**$ -**	**$ -**	**$ -**	**$ -**	**$ -**	**$ -**	**$ 1,172,476**	**$ 1,172,476**	**0.00%**
39900 - Fund Balance Utilization	$ -	$ -	$ -	$ -	$ -	$ -	$ 1,172,476	$ 1,172,476	0.00%
Transfers In	**$ -**	**$ -**	**$ 75,000**	**$ -**	**$ -**	**$ -**	**$ -**	**$ -**	**0.00%**
39500 - Transfer from Capital Projects Fund 500	$ -	$ -	$ 75,000	$ -	$ -	$ -	$ -	$ -	0.00%
Expenses	***$ 1,102,786***	***$ 75,000***	***$ -***	***$ -***	***$ -***	***$ 1,210,000***	***$ 1,210,000***	***$ 1,210,000***	***100.00%***
Contingency and Other	**$ -**	**$ -**	**$ -**	**$ -**	**$ -**	**$ -**	**$ -**	**$ -**	**0.00%**
89000 - Addition to Fund Balance	$ -	$ -	$ -	$ -	$ -	$ -	$ -	$ -	0.00%
Transfers Out	**$ 1,102,786**	**$ 75,000**	**$ -**	**$ -**	**$ -**	**$ 1,210,000**	**$ 1,210,000**	**$ 1,210,000**	**100.00%**
99000 - Transfer To Other Funds	$ 1,102,786	$ 75,000	$ -	$ -	$ -	$ -	$ -	$ -	0.00%
99610 - Transfer to Capital Improvement Debt Service Fund 610	$ -	$ -	$ -	$ -	$ -	$ 1,210,000	$ 1,210,000	$ 1,210,000	100.00%
610 Capital Improvement Debt Service									
Revenue	***$ 982,224***	***$ -***	***$ -***	***$ (751)***	***$ 4***	***$ 3,197,202***	***$ 3,200,742***	***$ 3,200,742***	***99.89%***
Interest Revenue	**$ -**	**$ -**	**$ -**	**$ (751)**	**$ 4**	**$ -**	**$ 3,540**	**$ 3,540**	**0.00%**
38000 - Investment Income	$ -	$ -	$ -	$ (751)	$ 4	$ -	$ 3,540	$ 3,540	0.00%
Other	**$ 476,719**	**$ -**	**$ -**	**$ -**	**$ -**	**$ -**	**$ -**	**$ -**	**0.00%**
38800 - Bond Proceeds	$ 476,719	$ -	$ -	$ -	$ -	$ -	$ -	$ -	0.00%
39900 - Fund Balance Utilization	$ -	$ -	$ -	$ -	$ -	$ -	$ -	$ -	0.00%
Transfers In	**$ 505,505**	**$ -**	**$ -**	**$ -**	**$ -**	**$ 3,197,202**	**$ 3,197,202**	**$ 3,197,202**	**100.00%**
39000 - Transfer From Other Funds	$ 505,505	$ -	$ -	$ -	$ -	$ -	$ -	$ -	0.00%
39001 - Transfer from General Fund 001	$ -	$ -	$ -	$ -	$ -	$ 1,987,202	$ 1,987,202	$ 1,987,202	100.00%
39601 - Transfer From Public Building Commission Fund 601	$ -	$ -	$ -	$ -	$ -	$ 1,210,000	$ 1,210,000	$ 1,210,000	100.00%
Expenses	***$ 74,000***	***$ 200,517***	***$ 202,202***	***$ 202,202***	***$ 202,202***	***$ 202,202***	***$ 3,200,742***	***$ 3,200,742***	***6.32%***
Contingency and Other	**$ -**	**$ -**	**$ -**	**$ -**	**$ -**	**$ -**	**$ 2,998,540**	**$ 2,998,540**	**0.00%**
89000 - Addition to Fund Balance	$ -	$ -	$ -	$ -	$ -	$ -	$ 2,998,540	$ 2,998,540	0.00%
Debt Service	**$ 74,000**	**$ 200,517**	**$ 202,202**	**$ 202,202**	**$ 202,202**	**$ 202,202**	**$ 202,202**	**$ 202,202**	**100.00%**
80020 - Interest- Bonds	$ -	$ 200,517	$ 202,202	$ 202,202	$ 202,202	$ 202,202	$ 202,202	$ 202,202	100.00%
80040 - Debt Issuance Costs	$ 74,000	$ -	$ -	$ -	$ -	$ -	$ -	$ -	0.00%
80500 - Debt Service Requirement	$ -	$ -	$ -	$ -	$ -	$ -	$ -	$ -	0.00%
620 Motor Fuel Tax Debt Service									
Revenue	***$ 3,550,719***	***$ (5,620)***	***$ 3,090***	***$ 117***	***$ -***	***$ -***	***$ -***	***$ -***	***0.00%***
Interest Revenue	**$ 56,419**	**$ (5,620)**	**$ 3,090**	**$ 117**	**$ -**	**$ -**	**$ -**	**$ -**	**0.00%**
38000 - Investment Income	$ 56,419	$ (5,620)	$ 3,090	$ 117	$ -	$ -	$ -	$ -	0.00%
Other	**$ -**	**$ -**	**$ -**	**$ -**	**$ -**	**$ -**	**$ -**	**$ -**	**0.00%**
39900 - Fund Balance Utilization	$ -	$ -	$ -	$ -	$ -	$ -	$ -	$ -	0.00%
Transfers In	**$ 3,494,300**	**$ -**	**$ -**	**$ -**	**$ -**	**$ -**	**$ -**	**$ -**	**0.00%**
39000 - Transfer From Other Funds	$ 3,494,300	$ -	$ -	$ -	$ -	$ -	$ -	$ -	0.00%
Expenses	***$ 3,412,119***	***$ 3,407,150***	***$ 302,699***	***$ 3,693***	***$ -***	***$ -***	***$ -***	***$ -***	***0.00%***
Contingency and Other	**$ -**	**$ -**	**$ -**	**$ -**	**$ -**	**$ -**	**$ -**	**$ -**	**0.00%**
89000 - Addition to Fund Balance	$ -	$ -	$ -	$ -	$ -	$ -	$ -	$ -	0.00%
Debt Service	**$ 3,412,119**	**$ 3,407,150**	**$ -**	**$ -**	**$ -**	**$ -**	**$ -**	**$ -**	**0.00%**
80000 - Bond Principal	$ 3,155,000	$ 3,320,000	$ -	$ -	$ -	$ -	$ -	$ -	0.00%

Committee Revenue Budget Report - by Account Detail

Through September 30, 2025 (83.3% YTD, 84.62% Payroll Expense through Pay Period Ending 09/27/2025)

***2020, 2021, 2022, 2023 and 2024 Actual Fiscal Year**

Department / Fund / Account Classification	2020 Actual Amount*	2021 Actual Amount*	2022 Actual Amount*	2023 Actual Amount*	2024 Actual Amount*	2025 Actual Amount	2025 Amended Budget	2025 Adopted Budget	2025 YTD% Actual/Amended Budget
80020 - Interest- Bonds	$ 257,119	$ 87,150	$ -	$ -	$ -	$ -	$ -	$ -	0.00%
80500 - Debt Service Requirement	$ -	$ -	$ -	$ -	$ -	$ -	$ -	$ -	0.00%
Transfers Out	**$ -**	**$ -**	**$ 302,699**	**$ 3,693**	**$ -**	**$ -**	**$ -**	**$ -**	**0.00%**
99302 - Transfer to Motor Fuel Tax Fund 302	$ -	$ -	$ 302,699	$ 3,693	$ -	$ -	$ -	$ -	0.00%
621 Transit Sales Tax Debt Service									
Revenue	***$ 2,618***	***$ (4)***	***$ 1,789***	***$ 56***	***$ -***	***$ -***	***$ -***	***$ -***	***0.00%***
Interest Revenue	**$ 2,618**	**$ (4)**	**$ 1,789**	**$ 56**	**$ -**	**$ -**	**$ -**	**$ -**	**0.00%**
38000 - Investment Income	$ 2,618	$ (4)	$ 1,789	$ 56	$ -	$ -	$ -	$ -	0.00%
Other	**$ -**	**$ -**	**$ -**	**$ -**	**$ -**	**$ -**	**$ -**	**$ -**	**0.00%**
39900 - Fund Balance Utilization	$ -	$ -	$ -	$ -	$ -	$ -	$ -	$ -	0.00%
Expenses	***$ -***	***$ -***	***$ 174,715***	***$ 1,803***	***$ -***	***$ -***	***$ -***	***$ -***	***0.00%***
Contingency and Other	**$ -**	**$ -**	**$ -**	**$ -**	**$ -**	**$ -**	**$ -**	**$ -**	**0.00%**
89000 - Addition to Fund Balance	$ -	$ -	$ -	$ -	$ -	$ -	$ -	$ -	0.00%
Transfers Out	**$ -**	**$ -**	**$ 174,715**	**$ 1,803**	**$ -**	**$ -**	**$ -**	**$ -**	**0.00%**
99305 - Transfer to Transportation Sales Tax Fund 305	$ -	$ -	$ 174,715	$ 1,803	$ -	$ -	$ -	$ -	0.00%
622 Recovery Zone Bond Debt Service									
Revenue	***$ 227,093***	***$ 174,695***	***$ 63,197***	***$ 123,327***	***$ 117,760***	***$ 67,612***	***$ 166,379***	***$ 161,235***	***40.64%***
Interest Revenue	**$ 17,267**	**$ (1,399)**	**$ (12,823)**	**$ 48,595**	**$ 64,200**	**$ 38,278**	**$ 36,048**	**$ 36,048**	**106.19%**
38000 - Investment Income	$ 17,267	$ (1,399)	$ (12,823)	$ 48,595	$ 64,200	$ 38,278	$ 36,048	$ 36,048	106.19%
Other	**$ -**	**$ -**	**$ -**	**$ -**	**$ -**	**$ -**	**$ 5,144**	**$ -**	**0.00%**
39900 - Fund Balance Utilization	$ -	$ -	$ -	$ -	$ -	$ -	$ 5,144	$ -	0.00%
Reimbursements	**$ 139,083**	**$ 104,353**	**$ 61,087**	**$ 72,160**	**$ 50,988**	**$ 29,334**	**$ 122,615**	**$ 122,615**	**23.92%**
37540 - BAB/RZB Interest Reimbursement	$ 45,888	$ 30,801	$ 22,004	$ 20,235	$ 18,416	$ 16,392	$ 22,004	$ 22,004	74.49%
37560 - Loan Reimbursement	$ 93,195	$ 73,552	$ 39,083	$ 51,925	$ 32,572	$ 12,942	$ 100,611	$ 100,611	12.86%
Transfers In	**$ 70,743**	**$ 71,741**	**$ 14,933**	**$ 2,572**	**$ 2,572**	**$ -**	**$ 2,572**	**$ 2,572**	**0.00%**
39000 - Transfer From Other Funds	$ 70,743	$ 71,741	$ -	$ -	$ -	$ -	$ -	$ -	0.00%
395306 - Transfer from Cheval DeSelle Venetian SBA SW43 Fund 5306	$ -	$ -	$ 5,282	$ -	$ -	$ -	$ -	$ -	0.00%
395308 - Transfer from Plank Road Estates SBA SW45 Fund 5308	$ -	$ -	$ 3,281	$ -	$ -	$ -	$ -	$ -	0.00%
395310 - Transfer from Exposition View SBA SW47 Fund 5310	$ -	$ -	$ 3,838	$ -	$ -	$ -	$ -	$ -	0.00%
395311 - Transfer from Pasadena Drive SBA SW48 Fund 5311	$ -	$ -	$ 2,532	$ 2,572	$ 2,572	$ -	$ 2,572	$ 2,572	0.00%
Expenses	***$ 858,918***	***$ 853,135***	***$ 122,403***	***$ 123,234***	***$ 123,778***	***$ 119,178***	***$ 166,379***	***$ 161,235***	***71.63%***
Contingency and Other	**$ -**	**$ -**	**$ -**	**$ -**	**$ -**	**$ -**	**$ 37,457**	**$ 37,457**	**0.00%**
89010 - Addition to Fund Balance - Encumbered	$ -	$ -	$ -	$ -	$ -	$ -	$ 37,457	$ 37,457	0.00%
Contractual Services	**$ 550**	**$ 550**	**$ 550**	**$ 550**	**$ 550**	**$ 550**	**$ 550**	**$ 550**	**100.00%**
50510 - Debt Administration Cost	$ 550	$ 550	$ 550	$ 550	$ 550	$ 550	$ 550	$ 550	100.00%
Debt Service	**$ 858,368**	**$ 852,585**	**$ 121,853**	**$ 122,684**	**$ 123,228**	**$ 118,628**	**$ 123,228**	**$ 123,228**	**96.27%**
80000 - Bond Principal	$ 750,000	$ 780,000	$ 70,000	$ 75,000	$ 80,000	$ 80,000	$ 80,000	$ 80,000	100.00%
80020 - Interest- Bonds	$ 108,368	$ 72,585	$ 51,853	$ 47,684	$ 43,228	$ 38,628	$ 43,228	$ 43,228	89.36%
Transfers Out	**$ -**	**$ -**	**$ -**	**$ -**	**$ -**	**$ -**	**$ 5,144**	**$ -**	**0.00%**
995311 - Transfer to Pasadena Drive Special Billing Area SW48 Fund 5311	$ -	$ -	$ -	$ -	$ -	$ -	$ 5,144	$ -	0.00%
623 JJC/AJC Refunding Debt Service									

Committee Revenue Budget Report - by Account Detail

Through September 30, 2025 (83.3% YTD, 84.62% Payroll Expense through Pay Period Ending 09/27/2025)

***2020, 2021, 2022, 2023 and 2024 Actual Fiscal Year**

Department / Fund / Account Classification	2020 Actual Amount*	2021 Actual Amount*	2022 Actual Amount*	2023 Actual Amount*	2024 Actual Amount*	2025 Actual Amount	2025 Amended Budget	2025 Adopted Budget	2025 YTD% Actual/Amended Budget
Revenue	***$ 2,926,545***	***$ 12,014,165***	***$ 2,970,265***	***$ 3,041,771***	***$ 3,041,851***	***$ -***	***$ 3,151,292***	***$ 3,151,292***	***0.00%***
Interest Revenue	**$ 49,445**	**$ 715**	**$ 28,523**	**$ -**	**$ 80**	**$ -**	**$ 116,578**	**$ 116,578**	**0.00%**
38000 - Investment Income	$ 49,445	$ 715	$ 28,523	$ -	$ 80	$ -	$ 116,578	$ 116,578	0.00%
Other	**$ -**	**$ 9,045,000**	**$ -**	**$ -**	**$ -**	**$ -**	**$ 3,034,714**	**$ 3,034,714**	**0.00%**
38800 - Bond Proceeds	$ -	$ 9,045,000	$ -	$ -	$ -	$ -	$ -	$ -	0.00%
39900 - Fund Balance Utilization	$ -	$ -	$ -	$ -	$ -	$ -	$ 3,034,714	$ 3,034,714	0.00%
Transfers In	**$ 2,877,100**	**$ 2,968,450**	**$ 2,941,742**	**$ 3,041,771**	**$ 3,041,771**	**$ -**	**$ -**	**$ -**	**0.00%**
39000 - Transfer From Other Funds	$ 2,877,100	$ 2,968,450	$ -	$ -	$ -	$ -	$ -	$ -	0.00%
39001 - Transfer from General Fund 001	$ -	$ -	$ 2,941,742	$ 3,041,771	$ 3,041,771	$ -	$ -	$ -	0.00%
Expenses	***$ 2,751,975***	***$ 11,884,225***	***$ 2,817,506***	***$ 2,931,846***	***$ 3,035,741***	***$ 3,137,356***	***$ 3,151,292***	***$ 3,151,292***	***99.56%***
Contractual Services	**$ 450**	**$ 450**	**$ -**	**$ -**	**$ -**	**$ -**	**$ 550**	**$ 550**	**0.00%**
50510 - Debt Administration Cost	$ 450	$ 450	$ -	$ -	$ -	$ -	$ 550	$ 550	0.00%
Debt Service	**$ 2,751,525**	**$ 11,883,775**	**$ 2,817,506**	**$ 2,931,846**	**$ 3,035,741**	**$ 3,137,356**	**$ 3,150,742**	**$ 3,150,742**	**99.58%**
80000 - Bond Principal	$ 2,295,000	$ 2,455,000	$ 2,620,000	$ 2,900,000	$ 3,015,000	$ 3,130,000	$ 3,130,000	$ 3,130,000	100.00%
80020 - Interest- Bonds	$ 456,525	$ 385,275	$ 197,506	$ 31,846	$ 20,741	$ 7,356	$ 20,742	$ 20,742	35.46%
80040 - Debt Issuance Costs	$ -	$ 48,500	$ -	$ -	$ -	$ -	$ -	$ -	0.00%
80500 - Debt Service Requirement	$ -	$ -	$ -	$ -	$ -	$ -	$ -	$ -	0.00%
88980 - Transfer to Escrow Agent	$ -	$ 8,995,000	$ -	$ -	$ -	$ -	$ -	$ -	0.00%
Transfers Out	**$ -**	**$ -**	**$ -**	**$ -**	**$ -**	**$ -**	**$ -**	**$ -**	**0.00%**
99010 - Transfer To Insurance Liability Fund 010	$ -	$ -	$ -	$ -	$ -	$ -	$ -	$ -	0.00%
624 Longmeadow Debt Service									
Revenue	***$ 5***	***$ -***	***$ 963,995***	***$ 1,764,376***	***$ 19,344,484***	***$ 8,169,629***	***$ 12,510,000***	***$ -***	***65.30%***
Interest Revenue	**$ 5**	**$ -**	**$ -**	**$ 45,496**	**$ 29,779**	**$ 6**	**$ -**	**$ -**	**0.00%**
38000 - Investment Income	$ 5	$ -	$ -	$ 45,496	$ 29,779	$ 6	$ -	$ -	0.00%
Other	**$ -**	**$ -**	**$ -**	**$ -**	**$ -**	**$ -**	**$ -**	**$ -**	**0.00%**
39900 - Fund Balance Utilization	$ -	$ -	$ -	$ -	$ -	$ -	$ -	$ -	0.00%
Reimbursements	**$ -**	**$ -**	**$ -**	**$ -**	**$ -**	**$ -**	**$ -**	**$ -**	**0.00%**
37900 - Miscellaneous Reimbursement	$ -	$ -	$ -	$ -	$ -	$ -	$ -	$ -	0.00%
Transfers In	**$ -**	**$ -**	**$ 963,995**	**$ 1,718,880**	**$ 19,314,706**	**$ 8,169,623**	**$ 12,510,000**	**$ -**	**65.30%**
39000 - Transfer From Other Funds	$ -	$ -	$ -	$ -	$ -	$ -	$ -	$ -	0.00%
39305 - Transfer from Transportation Sales Tax Fund 305	$ -	$ -	$ 963,995	$ 1,718,880	$ 1,095,675	$ 3,592,428	$ 7,922,828	$ -	45.34%
39515 - Transfer from Longmeadow Bond Construction Fund 515	$ -	$ -	$ -	$ -	$ 18,217,307	$ 933,205	$ 933,205	$ -	100.00%
39558 - Transfer from North Impact Fees Fund 558	$ -	$ -	$ -	$ -	$ -	$ 3,643,967	$ 3,643,967	$ -	100.00%
39625 - Transfer from Longmeadow Debt Service Fund 625	$ -	$ -	$ -	$ -	$ 1,724	$ 22	$ 10,000	$ -	0.22%
Expenses	***$ 1,037***	***$ -***	***$ -***	***$ 1,661,852***	***$ 20,409,281***	***$ 8,171,351***	***$ 12,510,000***	***$ -***	***65.32%***
Debt Service	**$ -**	**$ -**	**$ -**	**$ 1,661,852**	**$ 20,395,725**	**$ 8,171,351**	**$ 12,510,000**	**$ -**	**65.32%**
80000 - Bond Principal	$ -	$ -	$ -	$ 510,000	$ 17,230,000	$ 8,171,351	$ 12,510,000	$ -	65.32%
80020 - Interest- Bonds	$ -	$ -	$ -	$ 1,151,852	$ 3,165,725	$ -	$ -	$ -	0.00%
80500 - Debt Service Requirement	$ -	$ -	$ -	$ -	$ -	$ -	$ -	$ -	0.00%
Transfers Out	**$ 1,037**	**$ -**	**$ -**	**$ -**	**$ 13,557**	**$ -**	**$ -**	**$ -**	**0.00%**
99000 - Transfer To Other Funds	$ 1,037	$ -	$ -	$ -	$ -	$ -	$ -	$ -	0.00%
99305 - Transfer to Transportation Sales Tax Fund 305	$ -	$ -	$ -	$ -	$ 13,557	$ -	$ -	$ -	0.00%

Committee Revenue Budget Report - by Account Detail

Through September 30, 2025 (83.3% YTD, 84.62% Payroll Expense through Pay Period Ending 09/27/2025)

***2020, 2021, 2022, 2023 and 2024 Actual Fiscal Year**

Department / Fund / Account Classification	2020 Actual Amount*	2021 Actual Amount*	2022 Actual Amount*	2023 Actual Amount*	2024 Actual Amount*	2025 Actual Amount	2025 Amended Budget	2025 Adopted Budget	2025 YTD% Actual/Amended Budget
625 Longmeadow Debt Srv - Cap Int									
Revenue	***$ 15,649***	***$ 463***	***$ 6,388***	***$ -***	***$ 24***	***$ 8***	***$ 64,168***	***$ 54,168***	***0.01%***
Interest Revenue	**$ 15,649**	**$ 463**	**$ 6,388**	**$ -**	**$ 24**	**$ 8**	**$ -**	**$ -**	**0.00%**
38000 - Investment Income	$ 15,649	$ 463	$ 6,388	$ -	$ 24	$ 8	$ -	$ -	0.00%
Other	**$ -**	**$ -**	**$ -**	**$ -**	**$ -**	**$ -**	**$ 64,168**	**$ 54,168**	**0.00%**
39900 - Fund Balance Utilization	$ -	$ -	$ -	$ -	$ -	$ -	$ 64,168	$ 54,168	0.00%
Expenses	***$ 1,218,769***	***$ 1,218,769***	***$ 1,218,769***	***$ 54,167***	***$ 106,114***	***$ 22***	***$ 64,168***	***$ 54,168***	***0.03%***
Debt Service	**$ 1,218,769**	**$ 1,218,769**	**$ 1,218,769**	**$ 54,167**	**$ -**	**$ -**	**$ 54,168**	**$ 54,168**	**0.00%**
80020 - Interest- Bonds	$ 1,218,769	$ 1,218,769	$ 1,218,769	$ 54,167	$ -	$ -	$ 54,168	$ 54,168	0.00%
88980 - Transfer to Escrow Agent	$ -	$ -	$ -	$ -	$ -	$ -	$ -	$ -	0.00%
Transfers Out	**$ -**	**$ -**	**$ -**	**$ -**	**$ 106,114**	**$ 22**	**$ 10,000**	**$ -**	**0.22%**
99624 - Transfer to Longmeadow Debt Service Fund 624	$ -	$ -	$ -	$ -	$ 106,114	$ 22	$ 10,000	$ -	0.22%
800 Other- Countywide Expenses									
001 General Fund									
Expenses	***$ 26,467,746***	***$ 33,647,443***	***$ 30,588,146***	***$ 8,001,055***	***$ 21,789,755***	***$ 11,245,839***	***$ 12,753,050***	***$ 12,753,050***	***88.18%***
Capital	**$ -**	**$ 40,876**	**$ -**	**$ -**	**$ -**	**$ -**	**$ -**	**$ -**	**0.00%**
70000 - Computers	$ -	$ 40,876	$ -	$ -	$ -	$ -	$ -	$ -	0.00%
70090 - Office Equipment	$ -	$ -	$ -	$ -	$ -	$ -	$ -	$ -	0.00%
Commodities	**$ 1,019,054**	**$ 1,081,407**	**$ 1,096,882**	**$ 1,039,931**	**$ 1,187,333**	**$ 1,034,255**	**$ 1,399,034**	**$ 1,399,034**	**73.93%**
60030 - Self-Mailer	$ 3,050	$ 3,682	$ 2,259	$ 7,086	$ 2,982	$ 2,011	$ 8,800	$ 8,800	22.86%
60040 - Postage	$ 486,448	$ 438,203	$ 475,719	$ 531,598	$ 575,414	$ 509,871	$ 578,668	$ 578,668	88.11%
60265 - Public Health Commodities - Coronavirus	$ -	$ -	$ 9,744	$ -	$ -	$ -	$ -	$ -	0.00%
64000 - Telephone	$ 152,252	$ 372,944	$ 225,877	$ 125,862	$ 188,956	$ 131,118	$ 319,609	$ 319,609	41.02%
64010 - Cellular Phone	$ 279,144	$ 153,931	$ 284,150	$ 261,364	$ 311,164	$ 298,313	$ 359,200	$ 359,200	83.05%
64020 - Internet	$ 95,912	$ 105,237	$ 87,492	$ 96,877	$ 100,884	$ 82,943	$ 126,800	$ 126,800	65.41%
65000 - Miscellaneous Supplies	$ 2,248	$ 7,409	$ 11,641	$ 17,144	$ 7,933	$ 9,998	$ 5,957	$ 5,957	167.84%
Contractual Services	**$ 1,070,913**	**$ 1,429,699**	**$ 1,674,655**	**$ 1,738,096**	**$ 1,334,263**	**$ 1,208,695**	**$ 2,351,127**	**$ 2,351,127**	**51.41%**
50150 - Contractual/Consulting Services	$ 29,349	$ 30,417	$ 54,839	$ -	$ -	$ -	$ -	$ -	0.00%
50235 - Public Health Services - Coronavirus	$ -	$ 643	$ 136,583	$ 51,422	$ -	$ -	$ -	$ -	0.00%
50340 - Software Licensing Cost	$ 759,502	$ 1,012,337	$ 928,451	$ 1,206,934	$ 1,183,073	$ 1,108,765	$ 1,543,288	$ 1,543,288	71.84%
52130 - Repairs and Maint- Computers	$ 245,009	$ 260,758	$ 287,758	$ 287,758	$ -	$ -	$ 365,289	$ 365,289	0.00%
55000 - Miscellaneous Contractual Exp	$ 37,053	$ 125,544	$ 267,024	$ 191,982	$ 151,190	$ 99,930	$ 442,550	$ 442,550	22.58%
Personnel Services- Employee Benefits	**$ -**	**$ -**	**$ -**	**$ -**	**$ 13,626,951**	**$ -**	**$ -**	**$ -**	**0.00%**
45000 - Healthcare Contribution	$ -	$ -	$ -	$ -	$ 13,263,378	$ -	$ -	$ -	0.00%
45010 - Dental Contribution	$ -	$ -	$ -	$ -	$ 363,573	$ -	$ -	$ -	0.00%
Personnel Services- Salaries & Wages	**$ -**	**$ -**	**$ -**	**$ -**	**$ -**	**$ -**	**$ -**	**$ -**	**0.00%**
40003 - Cost of Living Increase	$ -	$ -	$ -	$ -	$ -	$ -	$ -	$ -	0.00%
40007 - Equity Study Adjustments	$ -	$ -	$ -	$ -	$ -	$ -	$ -	$ -	0.00%
Transfers Out	**$ 24,377,779**	**$ 31,095,461**	**$ 27,816,608**	**$ 5,223,028**	**$ 5,641,208**	**$ 9,002,889**	**$ 9,002,889**	**$ 9,002,889**	**100.00%**
99000 - Transfer To Other Funds	$ 24,377,779	$ 5,147,008	$ -	$ -	$ -	$ -	$ -	$ -	0.00%
99112 - Transfer to Special Reserve Fund 112	$ -	$ 80,474	$ 18,908	$ 260,000	$ -	$ -	$ -	$ -	0.00%
99114 - Transfer to Property Tax Freeze Protection Fund 114	$ -	$ 4,490,000	$ 5,644,406	$ -	$ -	$ -	$ -	$ -	0.00%
99125 - Transfer to Public Safety Sales Tax Fund 125	$ -	$ 500,000	$ -	$ -	$ -	$ -	$ -	$ -	0.00%

Committee Revenue Budget Report - by Account Detail

Through September 30, 2025 (83.3% YTD, 84.62% Payroll Expense through Pay Period Ending 09/27/2025)

***2020, 2021, 2022, 2023 and 2024 Actual Fiscal Year**

Department / Fund / Account Classification	2020 Actual Amount*	2021 Actual Amount*	2022 Actual Amount*	2023 Actual Amount*	2024 Actual Amount*	2025 Actual Amount	2025 Amended Budget	2025 Adopted Budget	2025 YTD% Actual/Amended Budget
99128 - Transfer to Sheriff's Vehicle & Equipment Fund 128	$ -	$ -	$ 500,000	$ -	$ -	$ -	$ -	$ -	0.00%
99269 - Transfer to KaneComm Fund 269	$ -	$ -	$ 877,388	$ 921,257	$ 967,321	$ 1,015,687	$ 1,015,687	$ 1,015,687	100.00%
99357 - Transfer to COVID Payroll Reimbursement Fund 357	$ -	$ 16,402,979	$ 11,721,664	$ -	$ -	$ -	$ -	$ -	0.00%
99400 - Transfer to Econ Develop Fund 400	$ -	$ -	$ -	$ -	$ 500,000	$ -	$ -	$ -	0.00%
99405 - Transfer to Cost Share Drainage Fund 405	$ -	$ -	$ -	$ -	$ 250,000	$ -	$ -	$ -	0.00%
99420 - Transfer to Stormwater Management Fund 420	$ -	$ -	$ -	$ -	$ 30,000	$ -	$ -	$ -	0.00%
99500 - Transfer to Capital Projects Fund 500	$ -	$ 4,475,000	$ 6,112,500	$ 1,000,000	$ 567,116	$ 6,000,000	$ 6,000,000	$ 6,000,000	100.00%
99610 - Transfer to Capital Improvement Debt Service Fund 610	$ -	$ -	$ -	$ -	$ -	$ 1,987,202	$ 1,987,202	$ 1,987,202	100.00%
99623 - Transfer to JJC/AJC Refunding Debt Service Fund 623	$ -	$ -	$ 2,941,742	$ 3,041,771	$ 3,041,771	$ -	$ -	$ -	0.00%
99650 - Transfer to Enterprise Surcharge Fund 650	$ -	$ -	$ -	$ -	$ 285,000	$ -	$ -	$ -	0.00%
020 The Stipend Fund									
Expenses	***$ -***	***$ -***	***$ -***	***$ -***	***$ -***	***$ -***	***$ 29,000***	***$ 29,000***	***0.00%***
Contingency and Other	**$ -**	**$ -**	**$ -**	**$ -**	**$ -**	**$ -**	**$ 29,000**	**$ 29,000**	**0.00%**
85000 - Allowance for Budget Expense	$ -	$ -	$ -	$ -	$ -	$ -	$ 29,000	$ 29,000	0.00%
100 County Automation									
Revenue	***$ 8,188***	***$ 6,772***	***$ 6,079***	***$ 6,795***	***$ 8,590***	***$ 5,614***	***$ 9,775***	***$ 9,775***	***57.43%***
Interest Revenue	**$ 871**	**$ (3)**	**$ (994)**	**$ 3,543**	**$ 4,728**	**$ 2,972**	**$ 3,000**	**$ 3,000**	**99.05%**
38000 - Investment Income	$ 871	$ (3)	$ (994)	$ 3,543	$ 4,728	$ 2,972	$ 3,000	$ 3,000	99.05%
Other	**$ -**	**$ -**	**$ -**	**$ -**	**$ -**	**$ -**	**$ -**	**$ -**	**0.00%**
39900 - Fund Balance Utilization	$ -	$ -	$ -	$ -	$ -	$ -	$ -	$ -	0.00%
Charges for Services	**$ 7,317**	**$ 6,775**	**$ 7,073**	**$ 3,252**	**$ 3,862**	**$ 2,642**	**$ 6,775**	**$ 6,775**	**39.00%**
34150 - Recording Fees	$ 7,317	$ 6,775	$ 7,073	$ 3,252	$ 3,862	$ 2,642	$ 6,775	$ 6,775	39.00%
Expenses	***$ -***	***$ -***	***$ -***	***$ -***	***$ -***	***$ -***	***$ 9,775***	***$ 9,775***	***0.00%***
Contingency and Other	**$ -**	**$ -**	**$ -**	**$ -**	**$ -**	**$ -**	**$ 2,300**	**$ 2,300**	**0.00%**
89000 - Addition to Fund Balance	$ -	$ -	$ -	$ -	$ -	$ -	$ 2,300	$ 2,300	0.00%
Contractual Services	**$ -**	**$ -**	**$ -**	**$ -**	**$ -**	**$ -**	**$ 7,475**	**$ 7,475**	**0.00%**
52130 - Repairs and Maint- Computers	$ -	$ -	$ -	$ -	$ -	$ -	$ 7,475	$ 7,475	0.00%
110 Illinois Municipal Retirement									
Revenue	***$ 7,295,694***	***$ 7,137,362***	***$ 7,080,592***	***$ 5,303,508***	***$ 5,339,029***	***$ 2,910,753***	***$ 7,217,733***	***$ 7,193,937***	***40.33%***
Interest Revenue	**$ 101,486**	**$ (6,704)**	**$ (107,405)**	**$ 342,475**	**$ 398,324**	**$ 170,841**	**$ 279,000**	**$ 279,000**	**61.23%**
38000 - Investment Income	$ 101,486	$ (6,704)	$ (107,405)	$ 342,475	$ 398,324	$ 170,841	$ 279,000	$ 279,000	61.23%
Other	**$ -**	**$ -**	**$ -**	**$ -**	**$ -**	**$ -**	**$ 2,021,147**	**$ 1,997,351**	**0.00%**
39900 - Fund Balance Utilization	$ -	$ -	$ -	$ -	$ -	$ -	$ 2,021,147	$ 1,997,351	0.00%
Transfers In	**$ 159,492**	**$ 135,350**	**$ 431,723**	**$ -**	**$ -**	**$ -**	**$ -**	**$ -**	**0.00%**
39000 - Transfer From Other Funds	$ 159,492	$ 100,133	$ (6,057)	$ -	$ -	$ -	$ -	$ -	0.00%
39001 - Transfer from General Fund 001	$ -	$ -	$ 17,780	$ -	$ -	$ -	$ -	$ -	0.00%
39112 - Transfer from Special Reserve Fund 112	$ -	$ 35,217	$ 6,057	$ -	$ -	$ -	$ -	$ -	0.00%
39160 - Transfer from Vital Record Automation Fund 160	$ -	$ -	$ 4,350	$ -	$ -	$ -	$ -	$ -	0.00%

Committee Revenue Budget Report - by Account Detail

Through September 30, 2025 (83.3% YTD, 84.62% Payroll Expense through Pay Period Ending 09/27/2025)

***2020, 2021, 2022, 2023 and 2024 Actual Fiscal Year**

Department / Fund / Account Classification	2020 Actual Amount*	2021 Actual Amount*	2022 Actual Amount*	2023 Actual Amount*	2024 Actual Amount*	2025 Actual Amount	2025 Amended Budget	2025 Adopted Budget	2025 YTD% Actual/Amended Budget
39357 - Transfer from COVID Payroll Reimbursement Fund 357	$ -	$ -	$ 409,593	$ -	$ -	$ -	$ -	$ -	0.00%
Other Taxes	**$ 8,344**	**$ 3,519**	**$ 10,723**	**$ 13,059**	**$ 5,366**	**$ 1,224**	**$ -**	**$ -**	**0.00%**
30170 - TIF Distribution Tax	$ 8,344	$ 3,519	$ 10,723	$ 13,059	$ 5,366	$ 1,224	$ -	$ -	0.00%
Property Taxes	**$ 7,026,372**	**$ 7,005,196**	**$ 6,745,550**	**$ 4,947,974**	**$ 4,935,339**	**$ 2,738,688**	**$ 4,917,586**	**$ 4,917,586**	**55.69%**
30000 - Property Taxes	$ 7,026,372	$ 7,005,196	$ 6,728,200	$ 4,924,567	$ 4,908,574	$ 2,738,688	$ 4,917,586	$ 4,917,586	55.69%
30005 - Property Tax Revenue Recapture	$ -	$ -	$ 17,350	$ 23,407	$ 26,765	$ -	$ -	$ -	0.00%
Expenses	***$ 7,198,548***	***$ 7,284,795***	***$ 6,963,855***	***$ 5,652,276***	***$ 5,947,938***	***$ 5,121,243***	***$ 7,217,733***	***$ 7,193,937***	***70.95%***
Contingency and Other	**$ -**	**$ -**	**$ -**	**$ -**	**$ -**	**$ -**	**$ -**	**$ -**	**0.00%**
89000 - Addition to Fund Balance	$ -	$ -	$ -	$ -	$ -	$ -	$ -	$ -	0.00%
Personnel Services- Employee Benefits	**$ 4,108,269**	**$ 5,738,812**	**$ 4,820,686**	**$ 5,652,276**	**$ 5,947,938**	**$ 5,121,243**	**$ 1,323**	**$ -**	**387,093.17%**
45200 - IMRF Contribution	$ 2,954,720	$ 3,191,975	$ 3,239,517	$ 2,583,334	$ 2,564,208	$ 2,245,575	$ 1,323	$ -	169,733.58%
45209 - IMRF Subsidy	$ (206,044)	$ (19,088)	$ (6,515)	$ -	$ -	$ -	$ -	$ -	0.00%
45210 - SLEP Contribution	$ 4,208,610	$ 4,092,821	$ 3,724,338	$ 3,068,942	$ 3,383,730	$ 2,875,667	$ -	$ -	0.00%
45219 - SLEP Subsidy	$ (2,849,018)	$ (1,526,896)	$ (2,136,654)	$ -	$ -	$ -	$ -	$ -	0.00%
Services	**$ -**	**$ -**	**$ -**	**$ -**	**$ -**	**$ -**	**$ 7,216,410**	**$ 7,193,937**	**0.00%**
45201 - IMRF Contribution From General Fund	$ -	$ -	$ -	$ -	$ -	$ -	$ 3,286,612	$ 3,266,474	0.00%
45211 - SLEP Contribution from the General Fund	$ -	$ -	$ -	$ -	$ -	$ -	$ 3,929,798	$ 3,927,463	0.00%
Transfers Out	**$ 3,090,279**	**$ 1,545,984**	**$ 2,143,169**	**$ -**	**$ -**	**$ -**	**$ -**	**$ -**	**0.00%**
99000 - Transfer To Other Funds	$ 3,090,279	$ -	$ -	$ -	$ -	$ -	$ -	$ -	0.00%
99357 - Transfer to COVID Payroll Reimbursement Fund 357	$ -	$ 1,545,984	$ 2,143,169	$ -	$ -	$ -	$ -	$ -	0.00%
111 FICA/Social Security									
Revenue	***$ 4,397,778***	***$ 4,445,020***	***$ 4,877,248***	***$ 5,256,517***	***$ 5,252,983***	***$ 3,241,767***	***$ 6,427,515***	***$ 6,395,959***	***50.44%***
Interest Revenue	**$ 52,332**	**$ (4,824)**	**$ (57,575)**	**$ 162,882**	**$ 178,013**	**$ 68,951**	**$ 134,000**	**$ 134,000**	**51.46%**
38000 - Investment Income	$ 52,332	$ (4,824)	$ (57,575)	$ 162,882	$ 178,013	$ 68,951	$ 134,000	$ 134,000	51.46%
Other	**$ -**	**$ -**	**$ -**	**$ -**	**$ -**	**$ -**	**$ 598,672**	**$ 567,116**	**0.00%**
39900 - Fund Balance Utilization	$ -	$ -	$ -	$ -	$ -	$ -	$ 598,672	$ 567,116	0.00%
Reimbursements	**$ 76,159**	**$ 59,101**	**$ 59,118**	**$ 2,069**	**$ 821**	**$ 4,482**	**$ -**	**$ -**	**0.00%**
37900 - Miscellaneous Reimbursement	$ 76,159	$ 59,101	$ 59,118	$ 2,069	$ 821	$ 4,482	$ -	$ -	0.00%
Transfers In	**$ 69,306**	**$ 95,402**	**$ 233,400**	**$ -**	**$ -**	**$ -**	**$ -**	**$ -**	**0.00%**
39000 - Transfer From Other Funds	$ 69,306	$ 95,402	$ -	$ -	$ -	$ -	$ -	$ -	0.00%
39001 - Transfer from General Fund 001	$ -	$ -	$ 15,975	$ -	$ -	$ -	$ -	$ -	0.00%
39112 - Transfer from Special Reserve Fund 112	$ -	$ -	$ -	$ -	$ -	$ -	$ -	$ -	0.00%
39160 - Transfer from Vital Record Automation Fund 160	$ -	$ -	$ 4,944	$ -	$ -	$ -	$ -	$ -	0.00%
39357 - Transfer from COVID Payroll Reimbursement Fund 357	$ -	$ -	$ 212,481	$ -	$ -	$ -	$ -	$ -	0.00%
Other Taxes	**$ 5,255**	**$ 2,102**	**$ 6,925**	**$ 6,907**	**$ 3,688**	**$ 841**	**$ -**	**$ -**	**0.00%**
30170 - TIF Distribution Tax	$ 5,255	$ 2,102	$ 6,925	$ 6,907	$ 3,688	$ 841	$ -	$ -	0.00%
Property Taxes	**$ 4,194,727**	**$ 4,293,239**	**$ 4,635,379**	**$ 5,084,658**	**$ 5,070,460**	**$ 3,167,493**	**$ 5,694,843**	**$ 5,694,843**	**55.62%**
30000 - Property Taxes	$ 4,194,727	$ 4,293,239	$ 4,624,746	$ 5,068,569	$ 5,052,019	$ 3,167,493	$ 5,694,843	$ 5,694,843	55.62%
30005 - Property Tax Revenue Recapture	$ -	$ -	$ 10,633	$ 16,089	$ 18,441	$ -	$ -	$ -	0.00%
Expenses	***$ 4,194,855***	***$ 4,325,966***	***$ 4,775,471***	***$ 5,121,168***	***$ 5,832,122***	***$ 4,581,059***	***$ 6,427,515***	***$ 6,395,959***	***71.27%***
Contingency and Other	**$ -**	**$ -**	**$ -**	**$ -**	**$ -**	**$ -**	**$ -**	**$ -**	**0.00%**
89000 - Addition to Fund Balance	$ -	$ -	$ -	$ -	$ -	$ -	$ -	$ -	0.00%
Personnel Services- Employee Benefits	**$ 3,068,926**	**$ 3,809,097**	**$ 3,999,251**	**$ 5,121,168**	**$ 5,832,122**	**$ 4,581,059**	**$ 1,854**	**$ -**	**247,090.58%**
45100 - FICA/SS Contribution	$ 4,198,632	$ 4,322,189	$ 4,694,158	$ 5,121,168	$ 5,832,122	$ 4,581,059	$ 1,854	$ -	247,090.58%

Committee Revenue Budget Report - by Account Detail

Through September 30, 2025 (83.3% YTD, 84.62% Payroll Expense through Pay Period Ending 09/27/2025)

***2020, 2021, 2022, 2023 and 2024 Actual Fiscal Year**

Department / Fund / Account Classification	2020 Actual Amount*	2021 Actual Amount*	2022 Actual Amount*	2023 Actual Amount*	2024 Actual Amount*	2025 Actual Amount	2025 Amended Budget	2025 Adopted Budget	2025 YTD% Actual/Amended Budget
45109 - FICA/SS Subsidy	$ (1,129,705)	$ (513,092)	$ (776,220)	$ -	$ -	$ -	$ -	$ -	0.00%
45300 - Payroll Taxes	$ -	$ -	$ 81,313	$ -	$ -	$ -	$ -	$ -	0.00%
Services	**$ -**	**$ -**	**$ -**	**$ -**	**$ -**	**$ -**	**$ 6,425,661**	**$ 6,395,959**	**0.00%**
45101 - FICA/SS Contribution from General Fund	$ -	$ -	$ -	$ -	$ -	$ -	$ 6,425,661	$ 6,395,959	0.00%
Transfers Out	**$ 1,125,929**	**$ 516,869**	**$ 776,220**	**$ -**	**$ -**	**$ -**	**$ -**	**$ -**	**0.00%**
99000 - Transfer To Other Funds	$ 1,125,929	$ -	$ -	$ -	$ -	$ -	$ -	$ -	0.00%
99112 - Transfer to Special Reserve Fund 112	$ -	$ 3,777	$ -	$ -	$ -	$ -	$ -	$ -	0.00%
99357 - Transfer to COVID Payroll Reimbursement Fund 357	$ -	$ 513,092	$ 776,220	$ -	$ -	$ -	$ -	$ -	0.00%
112 Special Reserve									
Revenue	***$ 19,064,818***	***$ 351,919***	***$ 35,276***	***$ 23,860,250***	***$ 1,326,223***	***$ 818,023***	***$ 591,071***	***$ 591,071***	***138.40%***
Interest Revenue	**$ 50,185**	**$ (52,332)**	**$ 1,368**	**$ (263,037)**	**$ 1,326,223**	**$ 818,023**	**$ 591,071**	**$ 591,071**	**138.40%**
38000 - Investment Income	$ 50,185	$ (52,332)	$ 1,368	$ (263,037)	$ 1,326,223	$ 818,023	$ 591,071	$ 591,071	138.40%
Other	**$ -**	**$ -**	**$ -**	**$ -**	**$ -**	**$ -**	**$ -**	**$ -**	**0.00%**
39900 - Fund Balance Utilization	$ -	$ -	$ -	$ -	$ -	$ -	$ -	$ -	0.00%
Transfers In	**$ 19,014,633**	**$ 404,251**	**$ 33,908**	**$ 24,123,288**	**$ -**	**$ -**	**$ -**	**$ -**	**0.00%**
39000 - Transfer From Other Funds	$ 19,014,633	$ 320,000	$ -	$ -	$ -	$ -	$ -	$ -	0.00%
39001 - Transfer from General Fund 001	$ -	$ 80,474	$ 33,908	$ 260,000	$ -	$ -	$ -	$ -	0.00%
39111 - Transfer from FICA/Social Security Fund 111	$ -	$ 3,777	$ -	$ -	$ -	$ -	$ -	$ -	0.00%
39113 - Transfer From Emergency Reserve Fund 113	$ -	$ -	$ -	$ 5,355,530	$ -	$ -	$ -	$ -	0.00%
39114 - Transfer from Property Freeze Protection Fund 114	$ -	$ -	$ -	$ 5,696,471	$ -	$ -	$ -	$ -	0.00%
39357 - Transfer from COVID Payroll Reimbursement Fund 357	$ -	$ -	$ -	$ 12,811,286	$ -	$ -	$ -	$ -	0.00%
Expenses	***$ 315,000***	***$ 18,893,410***	***$ 525,474***	***$ 33,908***	***$ -***	***$ -***	***$ 591,071***	***$ 591,071***	***0.00%***
Contingency and Other	**$ -**	**$ -**	**$ -**	**$ -**	**$ -**	**$ -**	**$ 591,071**	**$ 591,071**	**0.00%**
89000 - Addition to Fund Balance	$ -	$ -	$ -	$ -	$ -	$ -	$ 591,071	$ 591,071	0.00%
Transfers Out	**$ 315,000**	**$ 18,893,410**	**$ 525,474**	**$ 33,908**	**$ -**	**$ -**	**$ -**	**$ -**	**0.00%**
99000 - Transfer To Other Funds	$ 315,000	$ 263,959	$ -	$ -	$ -	$ -	$ -	$ -	0.00%
99001 - Transfer to General Fund 001	$ -	$ -	$ 400,474	$ 33,908	$ -	$ -	$ -	$ -	0.00%
99010 - Transfer To Insurance Liability Fund 010	$ -	$ -	$ -	$ -	$ -	$ -	$ -	$ -	0.00%
99110 - Transfer to Illinois Municipal Retirement Fund 110	$ -	$ 35,217	$ -	$ -	$ -	$ -	$ -	$ -	0.00%
99111 - Transfer to FICA/Social Security Fund 111	$ -	$ -	$ -	$ -	$ -	$ -	$ -	$ -	0.00%
99114 - Transfer to Property Tax Freeze Protection Fund 114	$ -	$ 115,000	$ -	$ -	$ -	$ -	$ -	$ -	0.00%
99357 - Transfer to COVID Payroll Reimbursement Fund 357	$ -	$ 18,479,234	$ -	$ -	$ -	$ -	$ -	$ -	0.00%
99501 - Transfer to Judicial Facility Construction Fund 501	$ -	$ -	$ 125,000	$ -	$ -	$ -	$ -	$ -	0.00%
113 Emergency Reserve									
Revenue	***$ 78,477***	***$ (112)***	***$ (65,350)***	***$ 184,462***	***$ -***	***$ -***	***$ -***	***$ -***	***0.00%***
Interest Revenue	**$ 78,477**	**$ (112)**	**$ (65,350)**	**$ 184,462**	**$ -**	**$ -**	**$ -**	**$ -**	**0.00%**
38000 - Investment Income	$ 78,477	$ (112)	$ (65,350)	$ 184,462	$ -	$ -	$ -	$ -	0.00%
Expenses	***$ -***	***$ -***	***$ -***	***$ 5,355,530***	***$ -***	***$ -***	***$ -***	***$ -***	***0.00%***
Contingency and Other	**$ -**	**$ -**	**$ -**	**$ -**	**$ -**	**$ -**	**$ -**	**$ -**	**0.00%**
89000 - Addition to Fund Balance	$ -	$ -	$ -	$ -	$ -	$ -	$ -	$ -	0.00%
Transfers Out	**$ -**	**$ -**	**$ -**	**$ 5,355,530**	**$ -**	**$ -**	**$ -**	**$ -**	**0.00%**
99112 - Transfer to Special Reserve Fund 112	$ -	$ -	$ -	$ 5,355,530	$ -	$ -	$ -	$ -	0.00%

Committee Revenue Budget Report - by Account Detail

Through September 30, 2025 (83.3% YTD, 84.62% Payroll Expense through Pay Period Ending 09/27/2025)

***2020, 2021, 2022, 2023 and 2024 Actual Fiscal Year**

Department / Fund / Account Classification	2020 Actual Amount*	2021 Actual Amount*	2022 Actual Amount*	2023 Actual Amount*	2024 Actual Amount*	2025 Actual Amount	2025 Amended Budget	2025 Adopted Budget	2025 YTD% Actual/Amended Budget
114 Property Tax Freeze Protection									
Revenue	***$ 2,243,748***	***$ 4,589,828***	***$ 5,583,705***	***$ 179,485***	***$ -***	***$ -***	***$ -***	***$ -***	***0.00%***
Interest Revenue	**$ 58,748**	**$ (15,172)**	**$ (60,701)**	**$ 179,485**	**$ -**	**$ -**	**$ -**	**$ -**	**0.00%**
38000 - Investment Income	$ 58,748	$ (15,172)	$ (60,701)	$ 179,485	$ -	$ -	$ -	$ -	0.00%
Other	**$ -**	**$ -**	**$ -**	**$ -**	**$ -**	**$ -**	**$ -**	**$ -**	**0.00%**
39900 - Fund Balance Utilization	$ -	$ -	$ -	$ -	$ -	$ -	$ -	$ -	0.00%
Transfers In	**$ 2,185,000**	**$ 4,605,000**	**$ 5,644,406**	**$ -**	**$ -**	**$ -**	**$ -**	**$ -**	**0.00%**
39000 - Transfer From Other Funds	$ 2,185,000	$ -	$ -	$ -	$ -	$ -	$ -	$ -	0.00%
39001 - Transfer from General Fund 001	$ -	$ 4,490,000	$ 5,644,406	$ -	$ -	$ -	$ -	$ -	0.00%
39112 - Transfer from Special Reserve Fund 112	$ -	$ 115,000	$ -	$ -	$ -	$ -	$ -	$ -	0.00%
Expenses	***$ 3,676,794***	***$ 2,743,401***	***$ 1,657,750***	***$ 10,706,247***	***$ -***	***$ -***	***$ -***	***$ -***	***0.00%***
Contingency and Other	**$ -**	**$ -**	**$ -**	**$ -**	**$ -**	**$ -**	**$ -**	**$ -**	**0.00%**
89000 - Addition to Fund Balance	$ -	$ -	$ -	$ -	$ -	$ -	$ -	$ -	0.00%
Transfers Out	**$ 3,676,794**	**$ 2,743,401**	**$ 1,657,750**	**$ 10,706,247**	**$ -**	**$ -**	**$ -**	**$ -**	**0.00%**
99000 - Transfer To Other Funds	$ 3,676,794	$ 2,743,401	$ -	$ -	$ -	$ -	$ -	$ -	0.00%
99001 - Transfer to General Fund 001	$ -	$ -	$ 1,657,750	$ 5,009,776	$ -	$ -	$ -	$ -	0.00%
99112 - Transfer to Special Reserve Fund 112	$ -	$ -	$ -	$ 5,696,471	$ -	$ -	$ -	$ -	0.00%
125 Public Safety Sales Tax									
Revenue	***$ 2,849,344***	***$ 3,171,601***	***$ 2,153,745***	***$ 2,286,285***	***$ 2,473,387***	***$ 1,519,243***	***$ 4,313,343***	***$ 4,310,540***	***35.22%***
Interest Revenue	**$ 24,040**	**$ (89)**	**$ (13,967)**	**$ 75,886**	**$ 125,152**	**$ 61,155**	**$ 64,000**	**$ 64,000**	**95.55%**
38000 - Investment Income	$ 24,040	$ (89)	$ (13,967)	$ 75,886	$ 125,152	$ 61,155	$ 64,000	$ 64,000	95.55%
Other	**$ -**	**$ -**	**$ -**	**$ -**	**$ -**	**$ -**	**$ 1,830,373**	**$ 1,827,570**	**0.00%**
39900 - Fund Balance Utilization	$ -	$ -	$ -	$ -	$ -	$ -	$ 1,830,373	$ 1,827,570	0.00%
Transfers In	**$ 1,221,437**	**$ 1,235,079**	**$ -**	**$ -**	**$ -**	**$ -**	**$ -**	**$ -**	**0.00%**
39000 - Transfer From Other Funds	$ 1,221,437	$ 735,079	$ -	$ -	$ -	$ -	$ -	$ -	0.00%
39001 - Transfer from General Fund 001	$ -	$ 500,000	$ -	$ -	$ -	$ -	$ -	$ -	0.00%
Other Taxes	**$ 1,603,867**	**$ 1,936,612**	**$ 2,167,713**	**$ 2,210,399**	**$ 2,348,235**	**$ 1,458,088**	**$ 2,418,970**	**$ 2,418,970**	**60.28%**
30105 - Sales Tax- RTA	$ 1,603,867	$ 1,936,612	$ 2,167,713	$ 2,210,399	$ 2,348,235	$ 1,458,088	$ 2,418,970	$ 2,418,970	60.28%
Expenses	***$ 2,230,596***	***$ 3,198,624***	***$ 2,690,072***	***$ 1,578,596***	***$ 2,412,477***	***$ 1,783,221***	***$ 4,313,343***	***$ 4,310,540***	***41.34%***
Capital	**$ 911,092**	**$ 1,629,298**	**$ 1,098,508**	**$ 276,779**	**$ 507,812**	**$ 116,068**	**$ 1,718,000**	**$ 1,718,000**	**6.76%**
70020 - Computer Software- Capital	$ -	$ -	$ -	$ -	$ -	$ -	$ -	$ -	0.00%
70060 - Communications Equipment	$ 158,534	$ 753,692	$ 365,046	$ 276,779	$ 507,812	$ 116,068	$ 1,718,000	$ 1,718,000	6.76%
70070 - Automotive Equipment	$ 752,558	$ 875,606	$ 733,462	$ -	$ -	$ -	$ -	$ -	0.00%
Commodities	**$ -**	**$ -**	**$ -**	**$ -**	**$ -**	**$ -**	**$ -**	**$ -**	**0.00%**
60265 - Public Health Commodities - Coronavirus	$ -	$ -	$ -	$ -	$ -	$ -	$ -	$ -	0.00%
Contingency and Other	**$ -**	**$ -**	**$ -**	**$ -**	**$ -**	**$ -**	**$ -**	**$ -**	**0.00%**
89000 - Addition to Fund Balance	$ -	$ -	$ -	$ -	$ -	$ -	$ -	$ -	0.00%
89010 - Addition to Fund Balance - Encumbered	$ -	$ -	$ -	$ -	$ -	$ -	$ -	$ -	0.00%
Contractual Services	**$ 819,504**	**$ 1,069,326**	**$ 986,058**	**$ 867,817**	**$ 1,177,254**	**$ 288,548**	**$ 1,170,151**	**$ 1,170,060**	**24.66%**
50150 - Contractual/Consulting Services	$ 175,115	$ 143,368	$ 203,333	$ 187,080	$ 219,073	$ 124,675	$ 218,000	$ 218,000	57.19%
50235 - Public Health Services - Coronavirus	$ -	$ -	$ -	$ -	$ -	$ -	$ -	$ -	0.00%
50340 - Software Licensing Cost	$ 644,389	$ 777,737	$ 634,504	$ 680,737	$ 958,181	$ 161,573	$ 949,851	$ 949,851	17.01%
52220 - Equipment Lease	$ -	$ 148,221	$ 148,221	$ -	$ -	$ -	$ -	$ -	0.00%

Committee Revenue Budget Report - by Account Detail

Through September 30, 2025 (83.3% YTD, 84.62% Payroll Expense through Pay Period Ending 09/27/2025)

***2020, 2021, 2022, 2023 and 2024 Actual Fiscal Year**

Department / Fund / Account Classification	2020 Actual Amount*	2021 Actual Amount*	2022 Actual Amount*	2023 Actual Amount*	2024 Actual Amount*	2025 Actual Amount	2025 Amended Budget	2025 Adopted Budget	2025 YTD% Actual/Amended Budget
53000 - Liability Insurance	$ -	$ -	$ -	$ -	$ -	$ 2,269	$ 2,269	$ 2,179	100.00%
53020 - Unemployment Claims	$ -	$ -	$ -	$ -	$ -	$ 31	$ 31	$ 30	100.00%
Personnel Services- Employee Benefits	**$ -**	**$ -**	**$ -**	**$ -**	**$ 27,544**	**$ 33,075**	**$ 45,045**	**$ 44,762**	**73.43%**
45000 - Healthcare Contribution	$ -	$ -	$ -	$ -	$ 17,912	$ 16,065	$ 22,982	$ 22,982	69.90%
45010 - Dental Contribution	$ -	$ -	$ -	$ -	$ 228	$ 213	$ 285	$ 285	74.59%
45100 - FICA/SS Contribution	$ -	$ -	$ -	$ -	$ 5,837	$ 8,274	$ 11,183	$ 10,996	73.98%
45200 - IMRF Contribution	$ -	$ -	$ -	$ -	$ 3,566	$ 5,995	$ 8,066	$ 8,012	74.32%
53010 - Workers Compensation	$ -	$ -	$ -	$ -	$ -	$ 2,529	$ 2,529	$ 2,487	100.00%
Personnel Services- Salaries & Wages	**$ -**	**$ -**	**$ -**	**$ -**	**$ 80,166**	**$ 111,530**	**$ 146,147**	**$ 143,718**	**76.31%**
40000 - Salaries and Wages	$ -	$ -	$ -	$ -	$ 79,566	$ 111,230	$ 146,147	$ 143,718	76.11%
40200 - Overtime Salaries	$ -	$ -	$ -	$ -	$ 600	$ 300	$ -	$ -	0.00%
Transfers Out	**$ 500,000**	**$ 500,000**	**$ 605,506**	**$ 434,000**	**$ 619,702**	**$ 1,234,000**	**$ 1,234,000**	**$ 1,234,000**	**100.00%**
99000 - Transfer To Other Funds	$ 500,000	$ 500,000	$ -	$ -	$ -	$ -	$ -	$ -	0.00%
99001 - Transfer to General Fund 001	$ -	$ -	$ -	$ -	$ 185,702	$ -	$ -	$ -	0.00%
99128 - Transfer to Sheriff's Vehicle & Equipment Fund 128	$ -	$ -	$ 605,506	$ 434,000	$ 434,000	$ 1,234,000	$ 1,234,000	$ 1,234,000	100.00%
127 Judicial Technology Sales Tax									
Revenue	***$ 1,072,292***	***$ 1,318,451***	***$ 1,429,232***	***$ 1,527,452***	***$ 1,647,394***	***$ 1,013,710***	***$ 1,877,962***	***$ 1,872,481***	***53.98%***
Interest Revenue	**$ 3,047**	**$ (824)**	**$ (15,909)**	**$ 53,853**	**$ 81,904**	**$ 41,652**	**$ 45,000**	**$ 45,000**	**92.56%**
38000 - Investment Income	$ 3,047	$ (824)	$ (15,909)	$ 53,853	$ 81,904	$ 41,652	$ 45,000	$ 45,000	92.56%
Other	**$ -**	**$ -**	**$ -**	**$ -**	**$ -**	**$ -**	**$ 220,315**	**$ 214,834**	**0.00%**
39900 - Fund Balance Utilization	$ -	$ -	$ -	$ -	$ -	$ -	$ 220,315	$ 214,834	0.00%
Transfers In	**$ -**	**$ 28,200**	**$ -**	**$ -**	**$ -**	**$ -**	**$ -**	**$ -**	**0.00%**
39000 - Transfer From Other Funds	$ -	$ 28,200	$ -	$ -	$ -	$ -	$ -	$ -	0.00%
Other Taxes	**$ 1,069,245**	**$ 1,291,075**	**$ 1,445,142**	**$ 1,473,600**	**$ 1,565,490**	**$ 972,059**	**$ 1,612,647**	**$ 1,612,647**	**60.28%**
30105 - Sales Tax- RTA	$ 1,069,245	$ 1,291,075	$ 1,445,142	$ 1,473,600	$ 1,565,490	$ 972,059	$ 1,612,647	$ 1,612,647	60.28%
Expenses	***$ 967,102***	***$ 593,733***	***$ 1,028,525***	***$ 1,226,978***	***$ 1,524,308***	***$ 1,994,567***	***$ 1,877,962***	***$ 1,872,481***	***106.21%***
Capital	**$ -**	**$ -**	**$ -**	**$ -**	**$ -**	**$ -**	**$ -**	**$ -**	**0.00%**
70060 - Communications Equipment	$ -	$ -	$ -	$ -	$ -	$ -	$ -	$ -	0.00%
Contingency and Other	**$ -**	**$ -**	**$ -**	**$ -**	**$ -**	**$ -**	**$ -**	**$ -**	**0.00%**
89000 - Addition to Fund Balance	$ -	$ -	$ -	$ -	$ -	$ -	$ -	$ -	0.00%
89010 - Addition to Fund Balance - Encumbered	$ -	$ -	$ -	$ -	$ -	$ -	$ -	$ -	0.00%
Contractual Services	**$ 804,831**	**$ 440,935**	**$ 839,970**	**$ 906,414**	**$ 1,004,131**	**$ 1,665,341**	**$ 1,426,286**	**$ 1,426,107**	**116.76%**
50150 - Contractual/Consulting Services	$ 146,321	$ 84,625	$ 134,144	$ 83,236	$ 154,071	$ 110,667	$ 260,000	$ 260,000	42.56%
50235 - Public Health Services - Coronavirus	$ -	$ -	$ 85,054	$ -	$ -	$ -	$ -	$ -	0.00%
50340 - Software Licensing Cost	$ 655,188	$ 351,191	$ 596,011	$ 799,995	$ 818,031	$ 1,525,413	$ 1,124,000	$ 1,124,000	135.71%
53000 - Liability Insurance	$ 2,032	$ 1,879	$ 4,668	$ 9,160	$ 9,160	$ 12,122	$ 12,122	$ 11,946	100.00%
53020 - Unemployment Claims	$ 584	$ 60	$ 141	$ 126	$ 126	$ 164	$ 164	$ 161	100.00%
53100 - Conferences and Meetings	$ 705	$ 3,180	$ 19,734	$ 13,897	$ 22,742	$ 16,976	$ 30,000	$ 30,000	56.59%
53120 - Employee Mileage Expense	$ -	$ -	$ 219	$ -	$ -	$ -	$ -	$ -	0.00%
Personnel Services- Employee Benefits	**$ 32,756**	**$ 30,868**	**$ 41,289**	**$ 65,800**	**$ 100,953**	**$ 81,310**	**$ 116,241**	**$ 115,688**	**69.95%**
45000 - Healthcare Contribution	$ 13,806	$ 11,745	$ 17,799	$ 30,340	$ 56,689	$ 43,466	$ 65,248	$ 65,248	66.62%
45009 - Healthcare Subsidy	$ (120)	$ -	$ -	$ -	$ -	$ -	$ -	$ -	0.00%
45010 - Dental Contribution	$ 674	$ 666	$ 803	$ 1,078	$ 2,020	$ 1,423	$ 2,321	$ 2,321	61.29%
45019 - Dental Subsidy	$ (7)	$ -	$ -	$ -	$ -	$ -	$ -	$ -	0.00%
45100 - FICA/SS Contribution	$ 7,855	$ 7,225	$ 9,041	$ 16,258	$ 22,035	$ 17,845	$ 25,000	$ 24,635	71.38%
45109 - FICA/SS Subsidy	$ (63)	$ -	$ -	$ -	$ -	$ -	$ -	$ -	0.00%

Committee Revenue Budget Report - by Account Detail

Through September 30, 2025 (83.3% YTD, 84.62% Payroll Expense through Pay Period Ending 09/27/2025)

***2020, 2021, 2022, 2023 and 2024 Actual Fiscal Year**

Department / Fund / Account Classification	2020 Actual Amount*	2021 Actual Amount*	2022 Actual Amount*	2023 Actual Amount*	2024 Actual Amount*	2025 Actual Amount	2025 Amended Budget	2025 Adopted Budget	2025 YTD% Actual/Amended Budget
45200 - IMRF Contribution	$ 8,202	$ 8,285	$ 8,012	$ 11,362	$ 13,449	$ 12,921	$ 18,016	$ 17,911	71.72%
45209 - IMRF Subsidy	$ (71)	$ -	$ -	$ -	$ -	$ -	$ -	$ -	0.00%
53010 - Workers Compensation	$ 2,479	$ 2,947	$ 5,634	$ 6,761	$ 6,760	$ 5,656	$ 5,656	$ 5,573	100.00%
Personnel Services- Salaries & Wages	**$ 104,515**	**$ 96,930**	**$ 122,266**	**$ 219,568**	**$ 294,666**	**$ 239,207**	**$ 326,726**	**$ 321,977**	**73.21%**
40000 - Salaries and Wages	$ 104,898	$ 96,930	$ 121,066	$ 218,468	$ 293,466	$ 238,887	$ 326,726	$ 321,977	73.12%
40002 - Non-Union Wage Increase	$ -	$ -	$ -	$ -	$ -	$ -	$ -	$ -	0.00%
40009 - Salaries and Wages Subsidy	$ (883)	$ -	$ -	$ -	$ -	$ -	$ -	$ -	0.00%
40200 - Overtime Salaries	$ 500	$ -	$ 1,200	$ 1,100	$ 1,200	$ 320	$ -	$ -	0.00%
Transfers Out	**$ 25,000**	**$ 25,000**	**$ 25,000**	**$ 35,196**	**$ 124,557**	**$ 8,709**	**$ 8,709**	**$ 8,709**	**100.00%**
99000 - Transfer To Other Funds	$ 25,000	$ 25,000	$ -	$ -	$ -	$ -	$ -	$ -	0.00%
99001 - Transfer to General Fund 001	$ -	$ -	$ 25,000	$ 35,196	$ 124,557	$ 8,709	$ 8,709	$ 8,709	100.00%
353 Coronavirus Relief Fund									
Revenue	***$ 87,240,729***	***$ 5,792,208***	***$ 1,024***	***$ 2,218***	***$ 2,125***	***$ -***	***$ 2,000***	***$ 2,000***	***0.00%***
Interest Revenue	**$ 111,869**	**$ 1,403**	**$ 1,024**	**$ 2,218**	**$ 2,125**	**$ -**	**$ 2,000**	**$ 2,000**	**0.00%**
38000 - Investment Income	$ 111,869	$ 1,403	$ 1,024	$ 2,218	$ 2,125	$ -	$ 2,000	$ 2,000	0.00%
Other	**$ -**	**$ -**	**$ -**	**$ -**	**$ -**	**$ -**	**$ -**	**$ -**	**0.00%**
39900 - Fund Balance Utilization	$ -	$ -	$ -	$ -	$ -	$ -	$ -	$ -	0.00%
Transfers In	**$ -**	**$ 19,447**	**$ -**	**$ -**	**$ -**	**$ -**	**$ -**	**$ -**	**0.00%**
39000 - Transfer From Other Funds	$ -	$ 19,447	$ -	$ -	$ -	$ -	$ -	$ -	0.00%
Grants	**$ 87,128,860**	**$ 5,771,358**	**$ -**	**$ -**	**$ -**	**$ -**	**$ -**	**$ -**	**0.00%**
32900 - Coronavirus Relief - CARES Act Grant	$ 87,128,860	$ 5,771,358	$ -	$ -	$ -	$ -	$ -	$ -	0.00%
Expenses	***$ 87,128,860***	***$ 5,826,884***	***$ 1,564***	***$ -***	***$ 80,995***	***$ -***	***$ 2,000***	***$ 2,000***	***0.00%***
Capital	**$ 5,626,625**	**$ 2,496,567**	**$ -**	**$ -**	**$ -**	**$ -**	**$ -**	**$ -**	**0.00%**
70000 - Computers	$ 533,171	$ 69,955	$ -	$ -	$ -	$ -	$ -	$ -	0.00%
70020 - Computer Software- Capital	$ 88,050	$ -	$ -	$ -	$ -	$ -	$ -	$ -	0.00%
70050 - Printers	$ -	$ -	$ -	$ -	$ -	$ -	$ -	$ -	0.00%
70060 - Communications Equipment	$ 3,934,434	$ 465,754	$ -	$ -	$ -	$ -	$ -	$ -	0.00%
70070 - Automotive Equipment	$ 757,882	$ 190,000	$ -	$ -	$ -	$ -	$ -	$ -	0.00%
70080 - Office Furniture	$ -	$ -	$ -	$ -	$ -	$ -	$ -	$ -	0.00%
70120 - Special Purpose Equipment	$ 313,088	$ 149,844	$ -	$ -	$ -	$ -	$ -	$ -	0.00%
72010 - Building Improvements	$ -	$ 1,621,014	$ -	$ -	$ -	$ -	$ -	$ -	0.00%
Commodities	**$ 2,524,989**	**$ 425,588**	**$ -**	**$ -**	**$ -**	**$ -**	**$ -**	**$ -**	**0.00%**
60000 - Office Supplies	$ 64	$ 186	$ -	$ -	$ -	$ -	$ -	$ -	0.00%
60010 - Operating Supplies	$ 0	$ -	$ -	$ -	$ -	$ -	$ -	$ -	0.00%
60040 - Postage	$ -	$ -	$ -	$ -	$ -	$ -	$ -	$ -	0.00%
60060 - Computer Software- Non Capital	$ -	$ -	$ -	$ -	$ -	$ -	$ -	$ -	0.00%
60070 - Computer Hardware- Non Capital	$ -	$ -	$ -	$ -	$ -	$ -	$ -	$ -	0.00%
60265 - Public Health Commodities - Coronavirus	$ 2,524,535	$ 424,584	$ -	$ -	$ -	$ -	$ -	$ -	0.00%
63000 - Utilities- Natural Gas	$ 17	$ 120	$ -	$ -	$ -	$ -	$ -	$ -	0.00%
63010 - Utilities- Electric	$ 24	$ 45	$ -	$ -	$ -	$ -	$ -	$ -	0.00%
64000 - Telephone	$ 118	$ 287	$ -	$ -	$ -	$ -	$ -	$ -	0.00%
64010 - Cellular Phone	$ 167	$ 228	$ -	$ -	$ -	$ -	$ -	$ -	0.00%
64020 - Internet	$ 64	$ 137	$ -	$ -	$ -	$ -	$ -	$ -	0.00%
Contingency and Other	**$ -**	**$ -**	**$ -**	**$ -**	**$ -**	**$ -**	**$ 2,000**	**$ 2,000**	**0.00%**
85000 - Allowance for Budget Expense	$ -	$ -	$ -	$ -	$ -	$ -	$ -	$ -	0.00%
89000 - Addition to Fund Balance	$ -	$ -	$ -	$ -	$ -	$ -	$ 2,000	$ 2,000	0.00%

Committee Revenue Budget Report - by Account Detail

Through September 30, 2025 (83.3% YTD, 84.62% Payroll Expense through Pay Period Ending 09/27/2025)

***2020, 2021, 2022, 2023 and 2024 Actual Fiscal Year**

Department / Fund / Account Classification	2020 Actual Amount*	2021 Actual Amount*	2022 Actual Amount*	2023 Actual Amount*	2024 Actual Amount*	2025 Actual Amount	2025 Amended Budget	2025 Adopted Budget	2025 YTD% Actual/Amended Budget
Contractual Services	**$ 46,745,782**	**$ 2,760,075**	**$ 1,564**	**$ -**	**$ -**	**$ -**	**$ -**	**$ -**	**0.00%**
50130 - Certified Audit Contract	$ -	$ 2,785	$ 1,564	$ -	$ -	$ -	$ -	$ -	0.00%
50150 - Contractual/Consulting Services	$ 184,692	$ 218,493	$ -	$ -	$ -	$ -	$ -	$ -	0.00%
50235 - Public Health Services - Coronavirus	$ 1,859,663	$ 151,981	$ -	$ -	$ -	$ -	$ -	$ -	0.00%
50340 - Software Licensing Cost	$ 4,000	$ -	$ -	$ -	$ -	$ -	$ -	$ -	0.00%
50590 - Professional Services	$ 2	$ 61	$ -	$ -	$ -	$ -	$ -	$ -	0.00%
52010 - Janitorial Services	$ 182	$ 564	$ -	$ -	$ -	$ -	$ -	$ -	0.00%
52110 - Repairs and Maint- Buildings	$ -	$ -	$ -	$ -	$ -	$ -	$ -	$ -	0.00%
52140 - Repairs and Maint- Copiers	$ -	$ 47	$ -	$ -	$ -	$ -	$ -	$ -	0.00%
52180 - Building Space Rental	$ 2,461	$ 5,586	$ -	$ -	$ -	$ -	$ -	$ -	0.00%
53100 - Conferences and Meetings	$ -	$ -	$ -	$ -	$ -	$ -	$ -	$ -	0.00%
55010 - External Grants	$ 44,694,782	$ 2,380,558	$ -	$ -	$ -	$ -	$ -	$ -	0.00%
Personnel Services- Employee Benefits	**$ 6,403,650**	**$ 26,238**	**$ -**	**$ -**	**$ -**	**$ -**	**$ -**	**$ -**	**0.00%**
45000 - Healthcare Contribution	$ 6,617	$ 8,022	$ -	$ -	$ -	$ -	$ -	$ -	0.00%
45009 - Healthcare Subsidy	$ 2,095,886	$ -	$ -	$ -	$ -	$ -	$ -	$ -	0.00%
45010 - Dental Contribution	$ 336	$ 292	$ -	$ -	$ -	$ -	$ -	$ -	0.00%
45019 - Dental Subsidy	$ 65,853	$ -	$ -	$ -	$ -	$ -	$ -	$ -	0.00%
45100 - FICA/SS Contribution	$ 3,771	$ 8,995	$ -	$ -	$ -	$ -	$ -	$ -	0.00%
45109 - FICA/SS Subsidy	$ 1,148,754	$ -	$ -	$ -	$ -	$ -	$ -	$ -	0.00%
45200 - IMRF Contribution	$ 3,935	$ 8,929	$ -	$ -	$ -	$ -	$ -	$ -	0.00%
45209 - IMRF Subsidy	$ 229,481	$ -	$ -	$ -	$ -	$ -	$ -	$ -	0.00%
45219 - SLEP Subsidy	$ 2,849,018	$ -	$ -	$ -	$ -	$ -	$ -	$ -	0.00%
Personnel Services- Salaries & Wages	**$ 16,628,914**	**$ 118,417**	**$ -**	**$ -**	**$ -**	**$ -**	**$ -**	**$ -**	**0.00%**
40000 - Salaries and Wages	$ 51,047	$ 118,417	$ -	$ -	$ -	$ -	$ -	$ -	0.00%
40009 - Salaries and Wages Subsidy	$ 15,947,779	$ -	$ -	$ -	$ -	$ -	$ -	$ -	0.00%
40020 - Subsidized Salaries & Wages	$ -	$ -	$ -	$ -	$ -	$ -	$ -	$ -	0.00%
40209 - Overtime Subsidy	$ 630,088	$ -	$ -	$ -	$ -	$ -	$ -	$ -	0.00%
Transfers Out	**$ 9,198,899**	**$ -**	**$ -**	**$ -**	**$ 80,995**	**$ -**	**$ -**	**$ -**	**0.00%**
99000 - Transfer To Other Funds	$ 9,198,899	$ -	$ -	$ -	$ -	$ -	$ -	$ -	0.00%
99001 - Transfer to General Fund 001	$ -	$ -	$ -	$ -	$ 80,995	$ -	$ -	$ -	0.00%
354 Mass Vaccination Fund									
Expenses	***$ -***	***$ 90,029***	***$ 24,365***	***$ -***	***$ 1,228,609***	***$ -***	***$ 16,000***	***$ 16,000***	***0.00%***
Contingency and Other	**$ -**	**$ -**	**$ -**	**$ -**	**$ -**	**$ -**	**$ 16,000**	**$ 16,000**	**0.00%**
89000 - Addition to Fund Balance	$ -	$ -	$ -	$ -	$ -	$ -	$ 16,000	$ 16,000	0.00%
Personnel Services- Employee Benefits	**$ -**	**$ 6,398**	**$ 1,731**	**$ -**	**$ -**	**$ -**	**$ -**	**$ -**	**0.00%**
45100 - FICA/SS Contribution	$ -	$ 6,398	$ 1,731	$ -	$ -	$ -	$ -	$ -	0.00%
Personnel Services- Salaries & Wages	**$ -**	**$ 83,631**	**$ 22,633**	**$ -**	**$ -**	**$ -**	**$ -**	**$ -**	**0.00%**
40000 - Salaries and Wages	$ -	$ 75,719	$ 22,483	$ -	$ -	$ -	$ -	$ -	0.00%
40200 - Overtime Salaries	$ -	$ 7,913	$ 150	$ -	$ -	$ -	$ -	$ -	0.00%
Transfers Out	**$ -**	**$ -**	**$ -**	**$ -**	**$ 1,228,609**	**$ -**	**$ -**	**$ -**	**0.00%**
99001 - Transfer to General Fund 001	$ -	$ -	$ -	$ -	$ 1,228,609	$ -	$ -	$ -	0.00%
355 American Rescue Plan									
Revenue	***$ -***	***$ 16,200,498***	***$ 18,853,300***	***$ 5,821,082***	***$ 20,566,093***	***$ 1,240,201***	***$ 27,648,931***	***$ 27,637,733***	***4.49%***
Interest Revenue	**$ -**	**$ 16,533**	**$ 1,030,082**	**$ 1,540,694**	**$ 2,927,538**	**$ 1,240,201**	**$ 1,295,000**	**$ 1,295,000**	**95.77%**
38000 - Investment Income	$ -	$ 16,533	$ 1,030,082	$ 1,540,694	$ 2,927,538	$ 1,240,201	$ 1,295,000	$ 1,295,000	95.77%

Committee Revenue Budget Report - by Account Detail

Through September 30, 2025 (83.3% YTD, 84.62% Payroll Expense through Pay Period Ending 09/27/2025)

***2020, 2021, 2022, 2023 and 2024 Actual Fiscal Year**

Department / Fund / Account Classification	2020 Actual Amount*	2021 Actual Amount*	2022 Actual Amount*	2023 Actual Amount*	2024 Actual Amount*	2025 Actual Amount	2025 Amended Budget	2025 Adopted Budget	2025 YTD% Actual/Amended Budget
Other	**$ -**	**$ -**	**$ -**	**$ -**	**$ -**	**$ -**	**$ 26,353,931**	**$ 26,342,733**	**0.00%**
39900 - Fund Balance Utilization	$ -	$ -	$ -	$ -	$ -	$ -	$ 26,353,931	$ 26,342,733	0.00%
Transfers In	**$ -**	**$ -**	**$ -**	**$ -**	**$ 216,622**	**$ -**	**$ -**	**$ -**	**0.00%**
39350 - Transfer from County Health Fund 350	$ -	$ -	$ -	$ -	$ 122,512	$ -	$ -	$ -	0.00%
39500 - Transfer from Capital Projects Fund 500	$ -	$ -	$ -	$ -	$ 94,110	$ -	$ -	$ -	0.00%
Grants	**$ -**	**$ 16,183,965**	**$ 17,823,218**	**$ 4,280,388**	**$ 17,421,933**	**$ -**	**$ -**	**$ -**	**0.00%**
32910 - American Rescue Plan Grant	$ -	$ 16,183,965	$ 17,823,218	$ 4,280,388	$ 17,421,933	$ -	$ -	$ -	0.00%
Expenses	***$ -***	***$ 16,183,965***	***$ 24,183,587***	***$ 13,013,037***	***$ 11,206,193***	***$ 10,575,714***	***$ 27,646,489***	***$ 27,637,733***	***38.25%***
Capital	**$ -**	**$ -**	**$ -**	**$ 160,992**	**$ 3,520,699**	**$ 4,350,866**	**$ -**	**$ -**	**0.00%**
70000 - Computers	$ -	$ -	$ -	$ 160,992	$ 843,233	$ 782,791	$ -	$ -	0.00%
70040 - Mobile Data Units	$ -	$ -	$ -	$ -	$ 758,613	$ -	$ -	$ -	0.00%
70120 - Special Purpose Equipment	$ -	$ -	$ -	$ -	$ 230,912	$ 325,684	$ -	$ -	0.00%
72000 - Building Construction	$ -	$ -	$ -	$ -	$ -	$ -	$ -	$ -	0.00%
72010 - Building Improvements	$ -	$ -	$ -	$ -	$ 1,687,941	$ 3,242,391	$ -	$ -	0.00%
Commodities	**$ -**	**$ 66,909**	**$ 4,365**	**$ 7,904**	**$ 6,953**	**$ 4,986**	**$ 2,500**	**$ 2,500**	**199.42%**
60000 - Office Supplies	$ -	$ -	$ -	$ -	$ 2,610	$ 301	$ 500	$ 500	60.13%
60010 - Operating Supplies	$ -	$ -	$ 330	$ -	$ 3,220	$ 3,706	$ -	$ -	0.00%
60020 - Computer Related Supplies	$ -	$ -	$ -	$ 2,190	$ 66	$ -	$ -	$ -	0.00%
60060 - Computer Software- Non Capital	$ -	$ -	$ 2,097	$ -	$ -	$ -	$ -	$ -	0.00%
60070 - Computer Hardware- Non Capital	$ -	$ -	$ 780	$ 4,444	$ -	$ -	$ 2,000	$ 2,000	0.00%
60265 - Public Health Commodities - Coronavirus	$ -	$ 66,909	$ -	$ -	$ -	$ -	$ -	$ -	0.00%
64000 - Telephone	$ -	$ -	$ 217	$ 267	$ 490	$ 679	$ -	$ -	0.00%
64010 - Cellular Phone	$ -	$ -	$ 940	$ 1,003	$ 567	$ 300	$ -	$ -	0.00%
65000 - Miscellaneous Supplies	$ -	$ -	$ -	$ -	$ -	$ -	$ -	$ -	0.00%
Contingency and Other	**$ -**	**$ -**	**$ -**	**$ -**	**$ -**	**$ -**	**$ 25,000,000**	**$ 25,000,000**	**0.00%**
85000 - Allowance for Budget Expense	$ -	$ -	$ -	$ -	$ -	$ -	$ 25,000,000	$ 25,000,000	0.00%
Contractual Services	**$ -**	**$ 366,282**	**$ 3,020,209**	**$ 3,822,025**	**$ 5,168,282**	**$ 4,043,235**	**$ 289,286**	**$ 289,000**	**1,397.66%**
50020 - Special Studies	$ -	$ -	$ -	$ 11,519	$ 94,425	$ 6,101	$ -	$ -	0.00%
50130 - Certified Audit Contract	$ -	$ -	$ 2,675	$ 13,675	$ -	$ -	$ -	$ -	0.00%
50150 - Contractual/Consulting Services	$ -	$ 46,236	$ 787,387	$ 944,226	$ 2,164,023	$ 2,285,887	$ 285,000	$ 285,000	802.07%
50235 - Public Health Services - Coronavirus	$ -	$ 320,046	$ -	$ -	$ -	$ -	$ -	$ -	0.00%
50600 - Temporary Help	$ -	$ -	$ -	$ -	$ -	$ -	$ -	$ -	0.00%
50620 - Counseling Services	$ -	$ -	$ -	$ -	$ 70,500	$ 111,913	$ -	$ -	0.00%
52175 - Facility Rental	$ -	$ -	$ -	$ -	$ -	$ -	$ -	$ -	0.00%
53000 - Liability Insurance	$ -	$ -	$ 1,187	$ 9,400	$ 3,946	$ 4,228	$ 4,228	$ 3,946	100.00%
53020 - Unemployment Claims	$ -	$ -	$ 84	$ 131	$ 54	$ 58	$ 58	$ 54	100.00%
55000 - Miscellaneous Contractual Exp	$ -	$ -	$ -	$ -	$ -	$ -	$ -	$ -	0.00%
55010 - External Grants	$ -	$ -	$ 2,228,876	$ 2,842,959	$ 2,829,293	$ 1,481,489	$ -	$ -	0.00%
55012 - General Donations	$ -	$ -	$ -	$ 115	$ 4,812	$ 153,463	$ -	$ -	0.00%
56030 - Transportation	$ -	$ -	$ -	$ -	$ 1,228	$ 98	$ -	$ -	0.00%
Personnel Services- Employee Benefits	**$ -**	**$ 3,067,964**	**$ 4,533,846**	**$ 63,482**	**$ 127,541**	**$ 111,260**	**$ 136,656**	**$ 135,772**	**81.42%**
45000 - Healthcare Contribution	$ -	$ 2,291	$ 21,294	$ 27,254	$ 75,096	$ 63,478	$ 66,469	$ 66,469	95.50%
45009 - Healthcare Subsidy	$ -	$ 971,335	$ 1,529,050	$ -	$ -	$ -	$ -	$ -	0.00%
45010 - Dental Contribution	$ -	$ 83	$ 666	$ 974	$ 2,814	$ 2,089	$ 2,673	$ 2,673	78.16%
45019 - Dental Subsidy	$ -	$ 30,871	$ 45,697	$ -	$ -	$ -	$ -	$ -	0.00%
45100 - FICA/SS Contribution	$ -	$ 1,727	$ 8,202	$ 16,731	$ 29,031	$ 22,092	$ 34,931	$ 34,348	63.24%
45109 - FICA/SS Subsidy	$ -	$ 513,357	$ 776,667	$ -	$ -	$ -	$ -	$ -	0.00%
45200 - IMRF Contribution	$ -	$ 1,987	$ 7,274	$ 11,377	$ 17,599	$ 15,697	$ 24,680	$ 24,512	63.60%

Committee Revenue Budget Report - by Account Detail

Through September 30, 2025 (83.3% YTD, 84.62% Payroll Expense through Pay Period Ending 09/27/2025)

***2020, 2021, 2022, 2023 and 2024 Actual Fiscal Year**

Department / Fund / Account Classification	2020 Actual Amount*	2021 Actual Amount*	2022 Actual Amount*	2023 Actual Amount*	2024 Actual Amount*	2025 Actual Amount	2025 Amended Budget	2025 Adopted Budget	2025 YTD% Actual/Amended Budget
45209 - IMRF Subsidy	$ -	$ 19,417	$ 6,908	$ -	$ -	$ -	$ -	$ -	0.00%
45219 - SLEP Subsidy	$ -	$ 1,526,896	$ 2,136,654	$ -	$ -	$ -	$ -	$ -	0.00%
53010 - Workers Compensation	$ -	$ -	$ 1,433	$ 7,146	$ 3,001	$ 7,903	$ 7,903	$ 7,770	100.00%
Personnel Services- Salaries & Wages	**$ -**	**$ 7,430,902**	**$ 10,264,798**	**$ 225,985**	**$ 404,369**	**$ 303,755**	**$ 456,435**	**$ 448,849**	**66.55%**
40000 - Salaries and Wages	$ -	$ 23,399	$ 112,035	$ 225,985	$ 404,369	$ 303,679	$ 456,435	$ 448,849	66.53%
40002 - Non-Union Wage Increase	$ -	$ -	$ -	$ -	$ -	$ -	$ -	$ -	0.00%
40003 - Cost of Living Increase	$ -	$ -	$ -	$ -	$ -	$ -	$ -	$ -	0.00%
40009 - Salaries and Wages Subsidy	$ -	$ 6,828,570	$ 10,152,763	$ -	$ -	$ -	$ -	$ -	0.00%
40200 - Overtime Salaries	$ -	$ -	$ -	$ -	$ -	$ 75	$ -	$ -	0.00%
40209 - Overtime Subsidy	$ -	$ 578,934	$ -	$ -	$ -	$ -	$ -	$ -	0.00%
Transfers Out	**$ -**	**$ 5,251,908**	**$ 6,360,370**	**$ 8,732,649**	**$ 1,978,349**	**$ 1,761,612**	**$ 1,761,612**	**$ 1,761,612**	**100.00%**
99000 - Transfer To Other Funds	$ -	$ 667,042	$ -	$ -	$ -	$ -	$ -	$ -	0.00%
99001 - Transfer to General Fund 001	$ -	$ -	$ -	$ 13,457	$ 1,906,349	$ 1,761,612	$ 1,761,612	$ 1,761,612	100.00%
99200 - Transfer to Court Automation Fund 200	$ -	$ -	$ -	$ 2,129	$ -	$ -	$ -	$ -	0.00%
99201 - Transfer to Court Document Storage Fund 201	$ -	$ -	$ -	$ 3,437	$ -	$ -	$ -	$ -	0.00%
99202 - Transfer to Child Support Fund 202	$ -	$ -	$ -	$ 640	$ -	$ -	$ -	$ -	0.00%
99203 - Transfer to Circuit Clerk Admin Services Fund 203	$ -	$ -	$ -	$ 127	$ -	$ -	$ -	$ -	0.00%
99204 - Transfer to Circuit Clerk Electronic Citation Fund 204	$ -	$ -	$ -	$ 666	$ -	$ -	$ -	$ -	0.00%
99350 - Transfer to County Health Fund 350	$ -	$ -	$ 3,730,107	$ 1,317,451	$ -	$ -	$ -	$ -	0.00%
99354 - Transfer to Mass Vaccination Fund 354	$ -	$ 1,018,352	$ (1,199,502)	$ -	$ -	$ -	$ -	$ -	0.00%
99356 - Transfer to ARP Recoupment of Lost Revenue Fund 356	$ -	$ 3,566,515	$ 3,829,764	$ 7,157,001	$ -	$ -	$ -	$ -	0.00%
99390 - Transfer to Web Technical Services Fund 390	$ -	$ -	$ -	$ 60,000	$ -	$ -	$ -	$ -	0.00%
99400 - Transfer to Econ Develop Fund 400	$ -	$ -	$ -	$ 20,000	$ -	$ -	$ -	$ -	0.00%
99500 - Transfer to Capital Projects Fund 500	$ -	$ -	$ -	$ 157,741	$ 72,000	$ -	$ -	$ -	0.00%
356 ARP Recoupment of Lost Revenue									
Revenue	***$ -***	***$ 3,571,028***	***$ 3,662,416***	***$ 7,476,140***	***$ 378,782***	***$ 179,950***	***$ 238,052***	***$ 238,052***	***75.59%***
Interest Revenue	**$ -**	**$ 4,514**	**$ (167,349)**	**$ 319,139**	**$ 378,782**	**$ 179,950**	**$ 238,052**	**$ 238,052**	**75.59%**
38000 - Investment Income	$ -	$ 4,514	$ (167,349)	$ 319,139	$ 378,782	$ 179,950	$ 238,052	$ 238,052	75.59%
Other	**$ -**	**$ -**	**$ -**	**$ -**	**$ -**	**$ -**	**$ -**	**$ -**	**0.00%**
39900 - Fund Balance Utilization	$ -	$ -	$ -	$ -	$ -	$ -	$ -	$ -	0.00%
Transfers In	**$ -**	**$ 3,566,515**	**$ 3,829,764**	**$ 7,157,001**	**$ -**	**$ -**	**$ -**	**$ -**	**0.00%**
39000 - Transfer From Other Funds	$ -	$ 3,566,515	$ 3,829,764	$ -	$ -	$ -	$ -	$ -	0.00%
39355 - Transfer from American Rescue Plan Fund 355	$ -	$ -	$ -	$ 7,157,001	$ -	$ -	$ -	$ -	0.00%
Expenses	***$ -***	***$ 3,566,515***	***$ 922,423***	***$ 2,923,276***	***$ 2,116,950***	***$ 103,492***	***$ 238,052***	***$ 238,052***	***43.47%***
Contingency and Other	**$ -**	**$ -**	**$ -**	**$ -**	**$ -**	**$ -**	**$ 238,052**	**$ 238,052**	**0.00%**
85000 - Allowance for Budget Expense	$ -	$ -	$ -	$ -	$ -	$ -	$ -	$ -	0.00%
89000 - Addition to Fund Balance	$ -	$ -	$ -	$ -	$ -	$ -	$ 238,052	$ 238,052	0.00%
Contractual Services	**$ -**	**$ -**	**$ -**	**$ 15,934**	**$ 182,334**	**$ 103,492**	**$ -**	**$ -**	**0.00%**
50020 - Special Studies	$ -	$ -	$ -	$ 15,934	$ 182,334	$ 103,492	$ -	$ -	0.00%
Transfers Out	**$ -**	**$ 3,566,515**	**$ 922,423**	**$ 2,907,342**	**$ 1,934,616**	**$ -**	**$ -**	**$ -**	**0.00%**
99000 - Transfer To Other Funds	$ -	$ 3,566,515	$ 922,423	$ 2,907,342	$ -	$ -	$ -	$ -	0.00%
99001 - Transfer to General Fund 001	$ -	$ -	$ -	$ -	$ 1,934,616	$ -	$ -	$ -	0.00%
99405 - Transfer to Cost Share Drainage Fund 405	$ -	$ -	$ -	$ -	$ -	$ -	$ -	$ -	0.00%
357 COVID Payroll Reimbursement									

Committee Revenue Budget Report - by Account Detail

Through September 30, 2025 (83.3% YTD, 84.62% Payroll Expense through Pay Period Ending 09/27/2025)

***2020, 2021, 2022, 2023 and 2024 Actual Fiscal Year**

Department / Fund / Account Classification	2020 Actual Amount*	2021 Actual Amount*	2022 Actual Amount*	2023 Actual Amount*	2024 Actual Amount*	2025 Actual Amount	2025 Amended Budget	2025 Adopted Budget	2025 YTD% Actual/Amended Budget
Revenue	***$ -***	***$ 36,979,502***	***$ 14,416,735***	***$ 604,280***	***$ -***	***$ -***	***$ -***	***$ -***	***0.00%***
Interest Revenue	**$ -**	**$ 38,212**	**$ (224,318)**	**$ 604,280**	**$ -**	**$ -**	**$ -**	**$ -**	**0.00%**
38000 - Investment Income	$ -	$ 38,212	$ (224,318)	$ 604,280	$ -	$ -	$ -	$ -	0.00%
Other	**$ -**	**$ -**	**$ -**	**$ -**	**$ -**	**$ -**	**$ -**	**$ -**	**0.00%**
39900 - Fund Balance Utilization	$ -	$ -	$ -	$ -	$ -	$ -	$ -	$ -	0.00%
Transfers In	**$ -**	**$ 36,941,289**	**$ 14,641,053**	**$ -**	**$ -**	**$ -**	**$ -**	**$ -**	**0.00%**
39001 - Transfer from General Fund 001	$ -	$ 16,402,979	$ 11,721,664	$ -	$ -	$ -	$ -	$ -	0.00%
39110 - Transfer from Illinois Municipal Retirement Fund 110	$ -	$ 1,545,984	$ 2,143,169	$ -	$ -	$ -	$ -	$ -	0.00%
39111 - Transfer from FICA/Social Security Fund 111	$ -	$ 513,092	$ 776,220	$ -	$ -	$ -	$ -	$ -	0.00%
39112 - Transfer from Special Reserve Fund 112	$ -	$ 18,479,234	$ -	$ -	$ -	$ -	$ -	$ -	0.00%
Expenses	***$ -***	***$ 12,579,730***	***$ 7,989,615***	***$ 31,431,172***	***$ -***	***$ -***	***$ -***	***$ -***	***0.00%***
Capital	**$ -**	**$ 350,279**	**$ -**	**$ -**	**$ -**	**$ -**	**$ -**	**$ -**	**0.00%**
70000 - Computers	$ -	$ 100,997	$ -	$ -	$ -	$ -	$ -	$ -	0.00%
70010 - Lease Purchase- Computers	$ -	$ 512	$ -	$ -	$ -	$ -	$ -	$ -	0.00%
70060 - Communications Equipment	$ -	$ 172,971	$ -	$ -	$ -	$ -	$ -	$ -	0.00%
72010 - Building Improvements	$ -	$ 75,798	$ -	$ -	$ -	$ -	$ -	$ -	0.00%
Commodities	**$ -**	**$ 147,499**	**$ -**	**$ -**	**$ -**	**$ -**	**$ -**	**$ -**	**0.00%**
60265 - Public Health Commodities - Coronavirus	$ -	$ 147,499	$ -	$ -	$ -	$ -	$ -	$ -	0.00%
Contingency and Other	**$ -**	**$ -**	**$ -**	**$ -**	**$ -**	**$ -**	**$ -**	**$ -**	**0.00%**
89000 - Addition to Fund Balance	$ -	$ -	$ -	$ -	$ -	$ -	$ -	$ -	0.00%
Contractual Services	**$ -**	**$ 671,423**	**$ -**	**$ -**	**$ -**	**$ -**	**$ -**	**$ -**	**0.00%**
50235 - Public Health Services - Coronavirus	$ -	$ 671,423	$ -	$ -	$ -	$ -	$ -	$ -	0.00%
Transfers Out	**$ -**	**$ 11,410,529**	**$ 7,989,615**	**$ 31,431,172**	**$ -**	**$ -**	**$ -**	**$ -**	**0.00%**
99000 - Transfer To Other Funds	$ -	$ 11,410,529	$ -	$ -	$ -	$ -	$ -	$ -	0.00%
99001 - Transfer to General Fund 001	$ -	$ -	$ 4,916,870	$ 11,228,467	$ -	$ -	$ -	$ -	0.00%
99010 - Transfer To Insurance Liability Fund 010	$ -	$ -	$ 140,951	$ -	$ -	$ -	$ -	$ -	0.00%
99110 - Transfer to Illinois Municipal Retirement Fund 110	$ -	$ -	$ 409,593	$ -	$ -	$ -	$ -	$ -	0.00%
99111 - Transfer to FICA/Social Security Fund 111	$ -	$ -	$ 212,481	$ -	$ -	$ -	$ -	$ -	0.00%
99112 - Transfer to Special Reserve Fund 112	$ -	$ -	$ -	$ 12,811,286	$ -	$ -	$ -	$ -	0.00%
99221 - Transfer to Drug Prosecution Fund 221	$ -	$ -	$ 111,640	$ -	$ -	$ -	$ -	$ -	0.00%
99354 - Transfer to Mass Vaccination Fund 354	$ -	$ -	$ 1,948,080	$ -	$ -	$ -	$ -	$ -	0.00%
99358 - Transfer to FEMA PA Administration Fund 358	$ -	$ -	$ 250,000	$ -	$ -	$ -	$ -	$ -	0.00%
99500 - Transfer to Capital Projects Fund 500	$ -	$ -	$ -	$ 7,391,419	$ -	$ -	$ -	$ -	0.00%
358 FEMA PA Administration									
Revenue	***$ -***	***$ -***	***$ 244,321***	***$ 11,266***	***$ 3,667***	***$ -***	***$ 8,332***	***$ 8,332***	***0.00%***
Interest Revenue	**$ -**	**$ -**	**$ (5,679)**	**$ 11,266**	**$ 3,667**	**$ -**	**$ 8,332**	**$ 8,332**	**0.00%**
38000 - Investment Income	$ -	$ -	$ (5,679)	$ 11,266	$ 3,667	$ -	$ 8,332	$ 8,332	0.00%
Other	**$ -**	**$ -**	**$ -**	**$ -**	**$ -**	**$ -**	**$ -**	**$ -**	**0.00%**
39900 - Fund Balance Utilization	$ -	$ -	$ -	$ -	$ -	$ -	$ -	$ -	0.00%
Transfers In	**$ -**	**$ -**	**$ 250,000**	**$ -**	**$ -**	**$ -**	**$ -**	**$ -**	**0.00%**
39357 - Transfer from COVID Payroll Reimbursement Fund 357	$ -	$ -	$ 250,000	$ -	$ -	$ -	$ -	$ -	0.00%
Expenses	***$ -***	***$ -***	***$ -***	***$ 103,336***	***$ 155,918***	***$ -***	***$ 8,332***	***$ 8,332***	***0.00%***
Contingency and Other	**$ -**	**$ -**	**$ -**	**$ -**	**$ -**	**$ -**	**$ 8,332**	**$ 8,332**	**0.00%**
89000 - Addition to Fund Balance	$ -	$ -	$ -	$ -	$ -	$ -	$ 8,332	$ 8,332	0.00%
Contractual Services	**$ -**	**$ -**	**$ -**	**$ 103,336**	**$ -**	**$ -**	**$ -**	**$ -**	**0.00%**

Committee Revenue Budget Report - by Account Detail

Through September 30, 2025 (83.3% YTD, 84.62% Payroll Expense through Pay Period Ending 09/27/2025)

***2020, 2021, 2022, 2023 and 2024 Actual Fiscal Year**

Department / Fund / Account Classification	2020 Actual Amount*	2021 Actual Amount*	2022 Actual Amount*	2023 Actual Amount*	2024 Actual Amount*	2025 Actual Amount	2025 Amended Budget	2025 Adopted Budget	2025 YTD% Actual/Amended Budget
50150 - Contractual/Consulting Services	$ -	$ -	$ -	$ 103,336	$ -	$ -	$ -	$ -	0.00%
Transfers Out	**$ -**	**$ -**	**$ -**	**$ -**	**$ 155,918**	**$ -**	**$ -**	**$ -**	**0.00%**
99001 - Transfer to General Fund 001	$ -	$ -	$ -	$ -	$ 155,918	$ -	$ -	$ -	0.00%
500 Capital Projects									
Revenue	***$ 3,428,025***	***$ 7,798,571***	***$ 6,646,012***	***$ 13,119,507***	***$ 2,355,575***	***$ 6,530,501***	***$ 13,771,453***	***$ 13,771,453***	***47.42%***
Interest Revenue	**$ 126,677**	**$ (21,316)**	**$ (180,188)**	**$ 770,829**	**$ 898,179**	**$ 352,410**	**$ 639,000**	**$ 639,000**	**55.15%**
38000 - Investment Income	$ 126,677	$ (21,316)	$ (180,188)	$ 770,829	$ 898,179	$ 352,410	$ 639,000	$ 639,000	55.15%
Other	**$ -**	**$ 5,500**	**$ -**	**$ -**	**$ -**	**$ -**	**$ 6,432,453**	**$ 6,432,453**	**0.00%**
38570 - Refunds	$ -	$ 5,500	$ -	$ -	$ -	$ -	$ -	$ -	0.00%
39900 - Fund Balance Utilization	$ -	$ -	$ -	$ -	$ -	$ -	$ 6,432,453	$ 6,432,453	0.00%
Transfers In	**$ 3,166,744**	**$ 7,030,823**	**$ 6,574,080**	**$ 11,338,319**	**$ 1,189,116**	**$ 6,000,000**	**$ 6,000,000**	**$ 6,000,000**	**100.00%**
39000 - Transfer From Other Funds	$ 3,166,744	$ 2,395,019	$ 461,580	$ 2,789,159	$ -	$ -	$ -	$ -	0.00%
39001 - Transfer from General Fund 001	$ -	$ 4,635,804	$ 6,112,500	$ 1,000,000	$ 867,116	$ 6,000,000	$ 6,000,000	$ 6,000,000	100.00%
39120 - Transfer from Grand Victoria Casino Elgin Fund 120	$ -	$ -	$ -	$ -	$ 250,000	$ -	$ -	$ -	0.00%
39355 - Transfer from American Rescue Plan Fund 355	$ -	$ -	$ -	$ 157,741	$ 72,000	$ -	$ -	$ -	0.00%
39357 - Transfer from COVID Payroll Reimbursement Fund 357	$ -	$ -	$ -	$ 7,391,419	$ -	$ -	$ -	$ -	0.00%
Other Taxes	**$ 134,604**	**$ 183,564**	**$ 252,120**	**$ 260,359**	**$ 268,280**	**$ 178,091**	**$ 100,000**	**$ 100,000**	**178.09%**
30180 - Video Gaming Tax	$ 134,604	$ 183,564	$ 252,120	$ 260,359	$ 268,280	$ 178,091	$ 100,000	$ 100,000	178.09%
Grants	**$ -**	**$ 600,000**	**$ -**	**$ 750,000**	**$ -**	**$ -**	**$ 600,000**	**$ 600,000**	**0.00%**
33900 - Grants - Other	$ -	$ 600,000	$ -	$ 750,000	$ -	$ -	$ 600,000	$ 600,000	0.00%
Expenses	***$ 1,501,218***	***$ 3,268,612***	***$ 4,674,061***	***$ 8,597,238***	***$ 16,230,446***	***$ 4,979,262***	***$ 13,771,453***	***$ 13,771,453***	***36.16%***
Capital	**$ 1,381,984**	**$ 2,957,023**	**$ 3,952,545**	**$ 8,060,362**	**$ 15,998,226**	**$ 4,756,719**	**$ 13,371,453**	**$ 13,371,453**	**35.57%**
70000 - Computers	$ 202,622	$ 475,550	$ 1,633,756	$ 2,015,202	$ 850,801	$ 150,585	$ 1,814,001	$ 1,814,001	8.30%
70020 - Computer Software- Capital	$ 34,978	$ 32,218	$ 119,444	$ 32,441	$ 31,889	$ 649	$ 211,000	$ 211,000	0.31%
70070 - Automotive Equipment	$ 148,429	$ 24,833	$ 96,095	$ 396,976	$ 248,408	$ 99,986	$ 250,000	$ 250,000	39.99%
70080 - Office Furniture	$ -	$ 11,880	$ -	$ -	$ -	$ -	$ -	$ -	0.00%
70100 - Copiers	$ -	$ -	$ -	$ -	$ -	$ -	$ -	$ -	0.00%
70120 - Special Purpose Equipment	$ -	$ 29,950	$ 406,212	$ 2,808,833	$ 7,767,620	$ 10,500	$ -	$ -	0.00%
72000 - Building Construction	$ -	$ 774,762	$ -	$ -	$ -	$ -	$ -	$ -	0.00%
72010 - Building Improvements	$ 995,955	$ 1,607,831	$ 1,697,038	$ 2,806,910	$ 7,099,508	$ 4,494,999	$ 11,096,452	$ 11,096,452	40.51%
Commodities	**$ -**	**$ -**	**$ 157,530**	**$ 30,996**	**$ -**	**$ -**	**$ -**	**$ -**	**0.00%**
60265 - Public Health Commodities - Coronavirus	$ -	$ -	$ 157,530	$ 30,996	$ -	$ -	$ -	$ -	0.00%
Contingency and Other	**$ -**	**$ -**	**$ -**	**$ -**	**$ -**	**$ -**	**$ -**	**$ -**	**0.00%**
89000 - Addition to Fund Balance	$ -	$ -	$ -	$ -	$ -	$ -	$ -	$ -	0.00%
Contractual Services	**$ 119,235**	**$ 311,589**	**$ 488,987**	**$ 505,880**	**$ 138,110**	**$ 222,543**	**$ 400,000**	**$ 400,000**	**55.64%**
50000 - Project Administration Services	$ -	$ 4,000	$ -	$ -	$ -	$ -	$ -	$ -	0.00%
50150 - Contractual/Consulting Services	$ 119,235	$ 307,589	$ 488,987	$ 505,880	$ 138,110	$ 222,543	$ 400,000	$ 400,000	55.64%
50235 - Public Health Services - Coronavirus	$ -	$ -	$ -	$ -	$ -	$ -	$ -	$ -	0.00%
Transfers Out	**$ -**	**$ -**	**$ 75,000**	**$ -**	**$ 94,110**	**$ -**	**$ -**	**$ -**	**0.00%**
99355 - Transfer to American Rescue Plan Fund 355	$ -	$ -	$ -	$ -	$ 94,110	$ -	$ -	$ -	0.00%
99601 - Transfer to Public Building Commission Fund 601	$ -	$ -	$ 75,000	$ -	$ -	$ -	$ -	$ -	0.00%
501 Judicial Facility Construction									
Revenue	***$ 592,662***	***$ 661,078***	***$ 850,611***	***$ 3,401,407***	***$ 1,197,246***	***$ 887,827***	***$ 1,080,006***	***$ 939,777***	***82.21%***
Interest Revenue	**$ 8,178**	**$ (51)**	**$ (12,756)**	**$ 81,923**	**$ 84,514**	**$ 61,984**	**$ 39,777**	**$ 39,777**	**155.83%**

Committee Revenue Budget Report - by Account Detail

Through September 30, 2025 (83.3% YTD, 84.62% Payroll Expense through Pay Period Ending 09/27/2025)

***2020, 2021, 2022, 2023 and 2024 Actual Fiscal Year**

Department / Fund / Account Classification	2020 Actual Amount*	2021 Actual Amount*	2022 Actual Amount*	2023 Actual Amount*	2024 Actual Amount*	2025 Actual Amount	2025 Amended Budget	2025 Adopted Budget	2025 YTD% Actual/Amended Budget
38000 - Investment Income	$ 8,178	$ (51)	$ (12,756)	$ 81,923	$ 84,514	$ 61,984	$ 39,777	$ 39,777	155.83%
Other	**$ -**	**$ -**	**$ -**	**$ -**	**$ -**	**$ -**	**$ 300,000**	**$ 300,000**	**0.00%**
39900 - Fund Balance Utilization	$ -	$ -	$ -	$ -	$ -	$ -	$ 300,000	$ 300,000	0.00%
Charges for Services	**$ 584,483**	**$ 661,129**	**$ 738,367**	**$ 774,993**	**$ 833,175**	**$ 674,271**	**$ 600,000**	**$ 600,000**	**112.38%**
35415 - Facility Construction Fee	$ 584,483	$ 661,129	$ 738,367	$ 774,993	$ 833,175	$ 674,271	$ 600,000	$ 600,000	112.38%
Transfers In	**$ -**	**$ -**	**$ 125,000**	**$ -**	**$ -**	**$ -**	**$ -**	**$ -**	**0.00%**
39112 - Transfer from Special Reserve Fund 112	$ -	$ -	$ 125,000	$ -	$ -	$ -	$ -	$ -	0.00%
Grants	**$ -**	**$ -**	**$ -**	**$ 2,544,491**	**$ 279,557**	**$ 151,573**	**$ 140,229**	**$ -**	**108.09%**
32382 - AOIC Modernization Grant	$ -	$ -	$ -	$ 2,544,491	$ 279,557	$ 151,573	$ 140,229	$ -	108.09%
Expenses	***$ -***	***$ 416,198***	***$ 832,475***	***$ 3,450,599***	***$ 644,251***	***$ 378,524***	***$ 1,080,006***	***$ 939,777***	***35.05%***
Capital	**$ -**	**$ 416,198**	**$ 832,475**	**$ 906,108**	**$ 364,694**	**$ 241,210**	**$ 300,000**	**$ 300,000**	**80.40%**
70120 - Special Purpose Equipment	$ -	$ -	$ -	$ -	$ -	$ 14,612	$ -	$ -	0.00%
72010 - Building Improvements	$ -	$ 416,198	$ 832,475	$ 906,108	$ 364,694	$ 226,598	$ 300,000	$ 300,000	75.53%
Contingency and Other	**$ -**	**$ -**	**$ -**	**$ -**	**$ -**	**$ -**	**$ 639,777**	**$ 639,777**	**0.00%**
89000 - Addition to Fund Balance	$ -	$ -	$ -	$ -	$ -	$ -	$ 639,777	$ 639,777	0.00%
Contractual Services	**$ -**	**$ -**	**$ -**	**$ 2,544,491**	**$ 279,557**	**$ 137,315**	**$ 140,229**	**$ -**	**97.92%**
50150 - Contractual/Consulting Services	$ -	$ -	$ -	$ 2,544,491	$ 279,557	$ 105,750	$ 140,229	$ -	75.41%
50340 - Software Licensing Cost	$ -	$ -	$ -	$ -	$ -	$ 31,565	$ -	$ -	0.00%
510 Capital Improvement Bond Const									
Revenue	***$ 13,257,586***	***$ 782***	***$ 4,683***	***$ -***	***$ 2,161***	***$ -***	***$ 23,867***	***$ 23,867***	***0.00%***
Interest Revenue	**$ 7,024**	**$ 782**	**$ 4,683**	**$ -**	**$ 2,161**	**$ -**	**$ 23,867**	**$ 23,867**	**0.00%**
38000 - Investment Income	$ 7,024	$ 782	$ 4,683	$ -	$ 2,161	$ -	$ 23,867	$ 23,867	0.00%
Other	**$ 12,653,281**	**$ -**	**$ -**	**$ -**	**$ -**	**$ -**	**$ -**	**$ -**	**0.00%**
38800 - Bond Proceeds	$ 12,653,281	$ -	$ -	$ -	$ -	$ -	$ -	$ -	0.00%
38850 - Premium on Bonds	$ -	$ -	$ -	$ -	$ -	$ -	$ -	$ -	0.00%
39900 - Fund Balance Utilization	$ -	$ -	$ -	$ -	$ -	$ -	$ -	$ -	0.00%
Reimbursements	**$ -**	**$ -**	**$ -**	**$ -**	**$ -**	**$ -**	**$ -**	**$ -**	**0.00%**
37900 - Miscellaneous Reimbursement	$ -	$ -	$ -	$ -	$ -	$ -	$ -	$ -	0.00%
Transfers In	**$ 597,281**	**$ -**	**$ -**	**$ -**	**$ -**	**$ -**	**$ -**	**$ -**	**0.00%**
39000 - Transfer From Other Funds	$ 597,281	$ -	$ -	$ -	$ -	$ -	$ -	$ -	0.00%
Expenses	***$ 9,466,660***	***$ 3,791,708***	***$ -***	***$ -***	***$ -***	***$ -***	***$ 23,867***	***$ 23,867***	***0.00%***
Capital	**$ 8,799,916**	**$ 3,791,660**	**$ -**	**$ -**	**$ -**	**$ -**	**$ -**	**$ -**	**0.00%**
72000 - Building Construction	$ 8,799,916	$ 3,394,861	$ -	$ -	$ -	$ -	$ -	$ -	0.00%
72010 - Building Improvements	$ -	$ 396,799	$ -	$ -	$ -	$ -	$ -	$ -	0.00%
Contingency and Other	**$ -**	**$ -**	**$ -**	**$ -**	**$ -**	**$ -**	**$ 23,867**	**$ 23,867**	**0.00%**
89000 - Addition to Fund Balance	$ -	$ -	$ -	$ -	$ -	$ -	$ 23,867	$ 23,867	0.00%
Contractual Services	**$ -**	**$ 48**	**$ -**	**$ -**	**$ -**	**$ -**	**$ -**	**$ -**	**0.00%**
50150 - Contractual/Consulting Services	$ -	$ 48	$ -	$ -	$ -	$ -	$ -	$ -	0.00%
Debt Service	**$ -**	**$ -**	**$ -**	**$ -**	**$ -**	**$ -**	**$ -**	**$ -**	**0.00%**
80040 - Debt Issuance Costs	$ -	$ -	$ -	$ -	$ -	$ -	$ -	$ -	0.00%
Transfers Out	**$ 666,744**	**$ -**	**$ -**	**$ -**	**$ -**	**$ -**	**$ -**	**$ -**	**0.00%**
99000 - Transfer To Other Funds	$ 666,744	$ -	$ -	$ -	$ -	$ -	$ -	$ -	0.00%
652 Health Insurance Fund									

Committee Revenue Budget Report - by Account Detail

Through September 30, 2025 (83.3% YTD, 84.62% Payroll Expense through Pay Period Ending 09/27/2025)

***2020, 2021, 2022, 2023 and 2024 Actual Fiscal Year**

Department / Fund / Account Classification	2020 Actual Amount*	2021 Actual Amount*	2022 Actual Amount*	2023 Actual Amount*	2024 Actual Amount*	2025 Actual Amount	2025 Amended Budget	2025 Adopted Budget	2025 YTD% Actual/Amended Budget
Revenue	***$ 18,346,196***	***$ 16,934,067***	***$ 18,609,860***	***$ 20,284,936***	***$ 22,928,675***	***$ 18,179,706***	***$ 26,756,573***	***$ 26,756,573***	***67.94%***
Interest Revenue	**$ 86,397**	**$ 5,673**	**$ (89,645)**	**$ 354,484**	**$ 576,782**	**$ 365,362**	**$ 279,000**	**$ 279,000**	**130.95%**
38000 - Investment Income	$ 86,397	$ 5,673	$ (89,645)	$ 354,484	$ 576,782	$ 365,362	$ 279,000	$ 279,000	130.95%
Other	**$ 18,259,800**	**$ 16,928,394**	**$ 18,699,505**	**$ 19,930,451**	**$ 22,351,893**	**$ 17,814,344**	**$ 26,477,573**	**$ 26,477,573**	**67.28%**
38900 - Miscellaneous Other	$ 979,966	$ -	$ 17,880	$ -	$ -	$ -	$ -	$ -	0.00%
38910 - Healthcare Employer Portion	$ 12,508,692	$ 12,211,311	$ 13,116,149	$ 14,469,417	$ 16,153,512	$ 12,934,559	$ 19,864,916	$ 19,864,916	65.11%
38915 - Dental Employer Portion	$ 406,416	$ 421,550	$ 425,507	$ 407,933	$ 473,351	$ 366,475	$ 534,432	$ 534,432	68.57%
38920 - Healthcare Employee Portion	$ 2,649,992	$ 2,501,115	$ 3,197,317	$ 2,925,521	$ 3,385,325	$ 2,721,759	$ 4,038,296	$ 4,038,296	67.40%
38921 - Dental Employee Portion	$ 258,222	$ 267,158	$ 281,567	$ 269,619	$ 299,829	$ 232,311	$ 339,830	$ 339,830	68.36%
38927 - MERP Employer Portion	$ 830,947	$ 888,142	$ 998,731	$ 1,120,209	$ 1,324,816	$ 1,003,970	$ 1,088,099	$ 1,088,099	92.27%
38930 - Retiree Payments	$ 557,419	$ 577,472	$ 609,359	$ 707,560	$ 689,732	$ 496,703	$ 580,000	$ 580,000	85.64%
38935 - Retiree Payments - Dental	$ 1,664	$ 2,886	$ 2,615	$ 3,815	$ 2,886	$ 2,575	$ 32,000	$ 32,000	8.05%
38940 - Cobra Payments	$ 63,708	$ 55,784	$ 47,684	$ 24,367	$ 20,799	$ 53,407	$ -	$ -	0.00%
38945 - Cobra Payments - Dental	$ 2,773	$ 2,977	$ 2,696	$ 2,010	$ 1,644	$ 2,585	$ -	$ -	0.00%
39900 - Fund Balance Utilization	$ -	$ -	$ -	$ -	$ -	$ -	$ -	$ -	0.00%
Reimbursements	**$ -**	**$ -**	**$ -**	**$ -**	**$ -**	**$ -**	**$ -**	**$ -**	**0.00%**
38965 - Wellness Incentive	$ -	$ -	$ -	$ -	$ -	$ -	$ -	$ -	0.00%
Expenses	***$ 16,804,899***	***$ 17,764,377***	***$ 17,440,846***	***$ 19,243,130***	***$ 20,607,136***	***$ 14,928,222***	***$ 26,756,573***	***$ 26,756,573***	***55.79%***
Contingency and Other	**$ -**	**$ -**	**$ -**	**$ -**	**$ -**	**$ -**	**$ 215,164**	**$ 215,164**	**0.00%**
89000 - Addition to Fund Balance	$ -	$ -	$ -	$ -	$ -	$ -	$ 215,164	$ 215,164	0.00%
Contractual Services	**$ 16,790,516**	**$ 17,734,614**	**$ 17,429,144**	**$ 19,178,364**	**$ 20,590,539**	**$ 14,920,340**	**$ 26,541,409**	**$ 26,541,409**	**56.22%**
50150 - Contractual/Consulting Services	$ 99,200	$ 100,800	$ 114,000	$ 108,000	$ 110,250	$ 84,750	$ 121,000	$ 121,000	70.04%
50520 - Healthcare Admin Services	$ (138,794)	$ 10,860	$ 11,244	$ 11,665	$ 15,703	$ 13,124	$ -	$ -	0.00%
53005 - Healthcare - Stop Loss Insurance	$ (44,907)	$ (648,154)	$ 343,700	$ 472,979	$ (529,267)	$ 1,011,828	$ -	$ -	0.00%
53031 - Self Insured Healthcare Claims	$ 12,838,938	$ 14,472,391	$ 12,895,597	$ 14,701,903	$ 17,512,709	$ 11,619,858	$ -	$ -	0.00%
53032 - Self Insured Healthcare Claims Administration	$ 606,773	$ 577,521	$ 612,809	$ 617,794	$ 658,572	$ 482,466	$ -	$ -	0.00%
53033 - Healthcare Facility Access Fee	$ 40,579	$ 43,966	$ 76,025	$ 13,041	$ 231,063	$ 34,862	$ -	$ -	0.00%
53034 - Healthcare HMO Managed Care Fee	$ 87,810	$ 82,666	$ 92,087	$ 104,647	$ 104,847	$ 50,839	$ -	$ -	0.00%
53035 - Healthcare Physician Services Fee	$ 2,633,455	$ 2,360,426	$ 2,658,797	$ 2,594,715	$ 2,612,488	$ 1,478,693	$ -	$ -	0.00%
53036 - Healthcare Taxes	$ 12,491	$ -	$ -	$ -	$ -	$ -	$ -	$ -	0.00%
53037 - Healthcare Credits	$ (491,264)	$ (584,532)	$ (758,354)	$ (914,429)	$ (1,419,708)	$ (1,062,466)	$ -	$ -	0.00%
53038 - Healthcare - Vision Insurance	$ 82,582	$ 79,982	$ 74,975	$ 81,318	$ 83,696	$ 71,053	$ 101,471	$ 101,471	70.02%
53039 - Affordable Care Act Fee	$ 388	$ 4,878	$ 3,210	$ 5,217	$ 5,699	$ 6,359	$ -	$ -	0.00%
53300 - Healthcare - Health Insurance	$ 27,191	$ 89,873	$ 129,795	$ 125,395	$ 160,639	$ 246,109	$ 24,296,681	$ 24,296,681	1.01%
53310 - Healthcare - Dental Insurance	$ 693,615	$ 726,514	$ 732,083	$ 804,932	$ 742,246	$ 688,840	$ 893,987	$ 893,987	77.05%
53320 - Healthcare - Life Insurance	$ 34,951	$ 34,494	$ 42,029	$ 40,678	$ 57,705	$ 13,320	$ 41,171	$ 41,171	32.35%
53330 - Healthcare - Medical Expense Reimbursement	$ 122,131	$ 163,392	$ 331,406	$ 447,562	$ 535,057	$ 222,893	$ 826,388	$ 826,388	26.97%
53340 - Healthcare - Medical Premium Reimbursement	$ 57,710	$ 54,593	$ 55,424	$ 62,949	$ 83,841	$ 7,811	$ 60,000	$ 60,000	13.02%
53350 - Healthcare - MERP Shared Savings	$ 157,243	$ 164,946	$ 14,316	$ -	$ -	$ -	$ 200,711	$ 200,711	0.00%
53380 - Healthcare - Wellness	$ (29,575)	$ -	$ -	$ (100,000)	$ (375,000)	$ (50,000)	$ -	$ -	0.00%
53390 - Change in IPBC Terminal Reserve	$ -	$ -	$ -	$ -	$ -	$ -	$ -	$ -	0.00%
Personnel Services- Employee Benefits	**$ 14,384**	**$ 29,762**	**$ 11,702**	**$ 64,766**	**$ 16,596**	**$ 7,883**	**$ -**	**$ -**	**0.00%**
45100 - FICA/SS Contribution	$ 4,384	$ 5,012	$ 4,202	$ 8,216	$ 6,465	$ 383	$ -	$ -	0.00%
45200 - IMRF Contribution	$ -	$ -	$ -	$ -	$ -	$ -	$ -	$ -	0.00%
45210 - SLEP Contribution	$ -	$ -	$ -	$ -	$ -	$ -	$ -	$ -	0.00%
53381 - Healthcare - Wellness Refunds	$ -	$ 14,750	$ -	$ 46,550	$ -	$ -	$ -	$ -	0.00%
53385 - Financial Wellness	$ 10,000	$ 10,000	$ 7,500	$ 10,000	$ 10,000	$ 7,500	$ -	$ -	0.00%

Committee Revenue Budget Report - by Account Detail

Through September 30, 2025 (83.3% YTD, 84.62% Payroll Expense through Pay Period Ending 09/27/2025)

***2020, 2021, 2022, 2023 and 2024 Actual Fiscal Year**

Department / Fund / Account Classification	2020 Actual Amount*	2021 Actual Amount*	2022 Actual Amount*	2023 Actual Amount*	2024 Actual Amount*	2025 Actual Amount	2025 Amended Budget	2025 Adopted Budget	2025 YTD% Actual/Amended Budget
850 Other County-Wide Group Ins									
001 General Fund									
Expenses	***$ -***	***$ -***	***$ -***	***$ -***	***$ -***	***$ 10,891,047***	***$ 15,720,343***	***$ 15,720,343***	***69.28%***
Services	**$ -**	**$ -**	**$ -**	**$ -**	**$ -**	**$ 10,891,047**	**$ 15,720,343**	**$ 15,720,343**	**69.28%**
45006 - General Fund Health Insurance County-Wide	$ -	$ -	$ -	$ -	$ -	$ 10,609,146	$ 15,307,953	$ 15,307,953	69.30%
45016 - General Fund Departments Dental Insurance County-Wide	$ -	$ -	$ -	$ -	$ -	$ 281,900	$ 412,390	$ 412,390	68.36%
900 Contingency									
001 General Fund									
Expenses	***$ -***	***$ -***	***$ -***	***$ 22,513***	***$ -***	***$ -***	***$ -***	***$ -***	***0.00%***
Contingency and Other	**$ -**	**$ -**	**$ -**	**$ -**	**$ -**	**$ -**	**$ -**	**$ -**	**0.00%**
85000 - Allowance for Budget Expense	$ -	$ -	$ -	$ -	$ -	$ -	$ -	$ -	0.00%
85030 - Allowance for Adult Board and Care	$ -	$ -	$ -	$ -	$ -	$ -	$ -	$ -	0.00%
85050 - Allowance For Autopsy Expense	$ -	$ -	$ -	$ -	$ -	$ -	$ -	$ -	0.00%
Personnel Services- Employee Benefits	**$ -**	**$ -**	**$ -**	**$ -**	**$ -**	**$ -**	**$ -**	**$ -**	**0.00%**
85020 - Allowance for Healthcare Expense	$ -	$ -	$ -	$ -	$ -	$ -	$ -	$ -	0.00%
85021 - Allowance for Dental Expense	$ -	$ -	$ -	$ -	$ -	$ -	$ -	$ -	0.00%
Personnel Services- Salaries & Wages	**$ -**	**$ -**	**$ -**	**$ -**	**$ -**	**$ -**	**$ -**	**$ -**	**0.00%**
85010 - Allowance for Employee Expense	$ -	$ -	$ -	$ -	$ -	$ -	$ -	$ -	0.00%
Transfers Out	**$ -**	**$ -**	**$ -**	**$ 22,513**	**$ -**	**$ -**	**$ -**	**$ -**	**0.00%**
99269 - Transfer to KaneComm Fund 269	$ -	$ -	$ -	$ 22,513	$ -	$ -	$ -	$ -	0.00%
660 Working Cash									
Revenue	***$ 50,091***	***$ (71)***	***$ (41,857)***	***$ 155,871***	***$ 196,271***	***$ 118,985***	***$ 112,829***	***$ 112,829***	***105.46%***
Interest Revenue	**$ 50,091**	**$ (71)**	**$ (41,857)**	**$ 155,871**	**$ 196,271**	**$ 118,985**	**$ 112,829**	**$ 112,829**	**105.46%**
38000 - Investment Income	$ 50,091	$ (71)	$ (41,857)	$ 155,871	$ 196,271	$ 118,985	$ 112,829	$ 112,829	105.46%
Expenses	***$ -***	***$ -***	***$ -***	***$ -***	***$ -***	***$ -***	***$ 112,829***	***$ 112,829***	***0.00%***
Contingency and Other	**$ -**	**$ -**	**$ -**	**$ -**	**$ -**	**$ -**	**$ 112,829**	**$ 112,829**	**0.00%**
89000 - Addition to Fund Balance	$ -	$ -	$ -	$ -	$ -	$ -	$ 112,829	$ 112,829	0.00%

STATE OF ILLINOIS)
SS.
COUNTY OF KANE)

RESOLUTION NO. TMP-25-1330

ADOPTING A TAX LEVY FOR THE GENERAL FUND

WHEREAS, the exact increase in rate setting EAV will not be available until after the deadline for the County to establish the property tax levy; and

WHEREAS, it is permitted for the property tax levy rate to be adjusted downward at the time the levy is extended.

NOW, THEREFORE, BE IT RESOLVED by the County Board of the County of Kane, State of Illinois, at this adjourned session of the November meeting of said County Board, held at the Government Center in Geneva, Kane County, Illinois that there be and there is hereby levied upon all taxable property within the County of Kane, the sum of:

THIRTY-SEVEN MILLION SIX HUNDRED TWENTY-THREE THOUSAND ONE HUNDRED SEVENTY-FIVE DOLLARS ($37,623,175)

Passed by the Kane County Board on November 10, 2025.

_____	_____
John A. Cunningham, MBA, JD, JD	Corinne M. Pierog MA, MBA
Clerk, County Board	Chairman, County Board
Kane County, Illinois	Kane County, Illinois

Vote:

RESOLUTION / ORDINANCE EXECUTIVE SUMMARY ADDENDUM

Title

Adopting a Tax Levy for the General Fund

Committee Flow:
Finance and Budget Committee, Executive Committee, County Board

Contact:
Kathleen Hopkinson, 630.232.5132

Budget Information:

Was this item budgeted? N/A	Appropriation Amount: $37,623,175
If not budgeted, explain funding source:	
Was this item passed through the appropriate committee? Yes	

Summary:

The levy request for the General Fund 2026 Budget for the fiscal period beginning December 1, 2025 and ending November 30, 2026 is $37,623,175.

STATE OF ILLINOIS)
SS.
COUNTY OF KANE)

RESOLUTION NO. TMP-25-1328

ADOPTING A TAX LEVY FOR THE INSURANCE LIABILITY FUND

BE IT RESOLVED by the County Board of the County of Kane, State of Illinois, at this adjourned session of the November meeting of said County Board, held at the Government Center in Geneva, Kane County, Illinois, that there be and there is hereby levied upon all taxable property within the County of Kane, the sum of:

SIX MILLION FOUR HUNDRED ELEVEN THOUSAND NINE HUNDRED EIGHTEEN DOLLARS ($6,411,918)

Such levy shall be spent for the objects and purposes as set forth in detail in the INSURANCE LIABILITY FUND Budget of the County of Kane, State of Illinois for the fiscal period beginning December 1, 2025 and ending November 30, 2026.

Passed by the Kane County Board on November 10, 2025.

_____	_____
John A. Cunningham, MBA, JD, JD	Corinne M. Pierog MA, MBA
Clerk, County Board	Chairman, County Board
Kane County, Illinois	Kane County, Illinois

Vote:

RESOLUTION / ORDINANCE EXECUTIVE SUMMARY ADDENDUM

Title

Adopting a Tax Levy for the Insurance Liability Fund

Committee Flow:
Finance and Budget Committee, Executive Committee, County Board

Contact:
Kathleen Hopkinson, 630.232.5132

Budget Information:

Was this item budgeted? N/A	Appropriation Amount: $6,411,918
If not budgeted, explain funding source:	
Was this item passed through the appropriate committee? Yes	

Summary:

The levy request for the Insurance Liabilty Fund 2026 Budget for the fiscal period beginning December 1, 2025 and ending November 30, 2026 is $6,411,918.

STATE OF ILLINOIS)
SS.
COUNTY OF KANE)

RESOLUTION NO. TMP-25-1329

ADOPTING A TAX LEVY FOR THE ILLINOIS MUNICIPAL RETIREMENT FUND

BE IT RESOLVED by the County Board of the County of Kane, State of Illinois, at this adjourned session of the November meeting of said County Board, held at the Government Center in Geneva, Kane County, Illinois, that there be and there is hereby levied upon all taxable property within the County of Kane, the sum of:

FIVE MILLION NINE HUNDRED SEVENTEEN THOUSAND FIVE HUNDRED EIGHTY-SIX DOLLARS ($5,917,586)

Such levy shall be spent for the objects and purposes as set forth in detail in the ILLINOIS MUNICIPAL RETIREMENT FUND Budget of the County of Kane, State of Illinois for the fiscal period beginning December 1, 2025 and ending November 30, 2026.

Passed by the Kane County Board on November 10, 2025.

_____	_____
John A. Cunningham, MBA, JD, JD	Corinne M. Pierog MA, MBA
Clerk, County Board	Chairman, County Board
Kane County, Illinois	Kane County, Illinois

Vote:

RESOLUTION / ORDINANCE EXECUTIVE SUMMARY ADDENDUM

Title

Adopting a Tax Levy for the Illinois Municipal Retirement Fund

Committee Flow:
Finance and Budget Committee, Executive Committee, County Board

Contact:
Kathleen Hopkinson, 630.232.5132

Budget Information:

Was this item budgeted? N/A	Appropriation Amount: $5,917,586
If not budgeted, explain funding source:	
Was this item passed through the appropriate committee? Yes	

Summary:

The levy request for the Illinois Municipal Retirement Fund 2026 Budget for the fiscal period beginning December 1, 2025 and ending November 30, 2026 is $5,917,586.

STATE OF ILLINOIS)
SS.
COUNTY OF KANE)

RESOLUTION NO. TMP-25-1322

ADOPTING A TAX LEVY FOR THE SOCIAL SECURITY FUND

BE IT RESOLVED by the County Board of the County of Kane, State of Illinois, at this adjourned session of the November meeting of said County Board, held at the Government Center in Geneva, Kane County, Illinois, that there be and there is hereby levied upon all taxable property within the County of Kane, the sum of:

FOUR MILLION SIX HUNDRED NINETY-FOUR THOUSAND EIGHT HUNDRED FORTY-THREE DOLLARS ($4,694,843)

Such levy shall be spent for the objects and purposes as set forth in detail in the SOCIAL SECURITY FUND Budget of the County of Kane, State of Illinois for the fiscal period beginning December 1, 2025 and ending November 30, 2026.

Passed by the Kane County Board on November 10, 2025.

_____	_____
John A. Cunningham, MBA, JD, JD	Corinne M. Pierog MA, MBA
Clerk, County Board	Chairman, County Board
Kane County, Illinois	Kane County, Illinois

Vote:

RESOLUTION / ORDINANCE EXECUTIVE SUMMARY ADDENDUM

Title

Adopting a Tax Levy for the Social Security Fund

Committee Flow:
Finance and Budget Committee, Executive Committee, County Board

Contact:
Kathleen Hopkinson, 630.232.5132

Budget Information:

Was this item budgeted? N/A	Appropriation Amount: $4,694,843
If not budgeted, explain funding source:	
Was this item passed through the appropriate committee? Yes	

Summary:

The levy request for the Social Security Fund 2026 Budget for the fiscal period beginning December 1, 2025 and ending November 30, 2026 is $4,694,843.

STATE OF ILLINOIS)
SS.
COUNTY OF KANE)

RESOLUTION NO. TMP-25-1334

ADOPTING A TAX LEVY FOR THE COUNTY HIGHWAY FUND

BE IT RESOLVED by the County Board of the County of Kane, State of Illinois, at this adjourned session of the November meeting of said County Board, held at the Government Center in Geneva, Kane County, Illinois, that there be and there is hereby levied upon all taxable property within the County of Kane, the sum of:

FIVE MILLION TEN THOUSAND NINE HUNDRED NINE DOLLARS ($5,010,909)

Such levy shall be spent for the objects and purposes as set forth in detail in the COUNTY HIGHWAY FUND Budget of the County of Kane, State of Illinois for the fiscal period beginning December 1, 2025 and ending November 30, 2026.

Passed by the Kane County Board on November 10, 2025.

_____	_____
John A. Cunningham, MBA, JD, JD	Corinne M. Pierog MA, MBA
Clerk, County Board	Chairman, County Board
Kane County, Illinois	Kane County, Illinois

Vote:

RESOLUTION / ORDINANCE EXECUTIVE SUMMARY ADDENDUM

Title

Adopting a Tax Levy for the County Highway Fund

Committee Flow:
Finance and Budget Committee, Executive Committee, County Board

Contact:
Kathleen Hopkinson, 630.232.5132

Budget Information:

Was this item budgeted? N/A	Appropriation Amount: $5,010,909
If not budgeted, explain funding source:	
Was this item passed through the appropriate committee? Yes	

Summary:

The levy request for the County Highway Fund 2026 Budget for the fiscal period beginning December 1, 2025 and ending November 30, 2026 is $5,010,909.

STATE OF ILLINOIS)
SS.
COUNTY OF KANE)

RESOLUTION NO. TMP-25-1335

ADOPTING A TAX LEVY FOR THE COUNTY BRIDGE FUND

BE IT RESOLVED by the County Board of the County of Kane, State of Illinois, at this adjourned session of the November meeting of said County Board, held at the Government Center in Geneva, Kane County, Illinois, that there be and there is hereby levied upon all taxable property within the County of Kane, the sum of:

THREE HUNDRED TWELVE THOUSAND SIX HUNDRED NINETY-FIVE DOLLARS
($312,695)

Such levy shall be spent for the objects and purposes as set forth in detail in the COUNTY BRIDGE FUND Budget of the County of Kane, State of Illinois for the fiscal period beginning December 1, 2025 and ending November 30, 2026.

Passed by the Kane County Board on November 10, 2025.

_____	_____
John A. Cunningham, MBA, JD, JD	Corinne M. Pierog MA, MBA
Clerk, County Board	Chairman, County Board
Kane County, Illinois	Kane County, Illinois

Vote:

RESOLUTION / ORDINANCE EXECUTIVE SUMMARY ADDENDUM

Title

Adopting a Tax Levy for the County Bridge Fund

Committee Flow:
Finance and Budget Committee, Executive Committee, County Board

Contact:
Kathleen Hopkinson, 630.232.5132

Budget Information:

Was this item budgeted? N/A	Appropriation Amount: $312,695
If not budgeted, explain funding source:	
Was this item passed through the appropriate committee? Yes	

Summary:

The levy request for the County Bridge Fund 2026 Budget for the fiscal period beginning December 1, 2025 and ending November 30, 2026 is $312,695.

STATE OF ILLINOIS)
SS.
COUNTY OF KANE)

RESOLUTION NO. TMP-25-1333

ADOPTING A TAX LEVY FOR THE COUNTY HIGHWAY MATCHING FUND

BE IT RESOLVED by the County Board of the County of Kane, State of Illinois, at this adjourned session of the November meeting of said County Board, held at the Government Center in Geneva, Kane County, Illinois, that there be and there is hereby levied upon all taxable property within the County of Kane, the sum of:

SIXTY-FIVE THOUSAND ONE HUNDRED TWENTY-FIVE DOLLARS ($65,125)

Such levy shall be spent for the objects and purposes as set forth in detail in the COUNTY HIGHWAY MATCHING FUND Budget of the County of Kane, State of Illinois for the fiscal period beginning December 1, 2025 and ending November 30, 2026.

Passed by the Kane County Board on November 10, 2025.

_____	_____
John A. Cunningham, MBA, JD, JD	Corinne M. Pierog MA, MBA
Clerk, County Board	Chairman, County Board
Kane County, Illinois	Kane County, Illinois

Vote:

RESOLUTION / ORDINANCE EXECUTIVE SUMMARY ADDENDUM

Title

Adopting a Tax Levy for the County Highway Matching Fund

Committee Flow:
Finance and Budget Committee, Executive Committee, County Board

Contact:
Kathleen Hopkinson, 630.232.5132

Budget Information:

Was this item budgeted? N/A	Appropriation Amount: $65,125
If not budgeted, explain funding source:	
Was this item passed through the appropriate committee? Yes	

Summary:

The levy request for the County Highway Matching Fund 2026 Budget for the fiscal period beginning December 1, 2025 and ending November 30, 2026 is $65,125.

STATE OF ILLINOIS)
SS.
COUNTY OF KANE)

RESOLUTION NO. TMP-25-1327

ADOPTING A TAX LEVY FOR THE KANE COUNTY HEALTH FUND

BE IT RESOLVED by the County Board of the County of Kane, State of Illinois, at this adjourned session of the November meeting of said County Board, held at the Government Center in Geneva, Kane County, Illinois, that there be and there is hereby levied upon all taxable property within the County of Kane, the sum of:

ONE MILLION NINE HUNDRED SEVENTY-TWO THOUSAND FOUR HUNDRED FIFTY-FIVE DOLLARS ($1,972,455)

Such levy shall be spent for the objects and purposes as set forth in detail in the KANE COUNTY HEALTH FUND Budget of the County of Kane, State of Illinois for the fiscal period beginning December 1, 2025 and ending November 30, 2026.

Passed by the Kane County Board on November 10, 2025.

_____	_____
John A. Cunningham, MBA, JD, JD	Corinne M. Pierog MA, MBA
Clerk, County Board	Chairman, County Board
Kane County, Illinois	Kane County, Illinois

Vote:

RESOLUTION / ORDINANCE EXECUTIVE SUMMARY ADDENDUM

Title

Adopting a Tax Levy for the Kane County Health Fund

Committee Flow:
Finance and Budget Committee, Executive Committee, County Board

Contact:
Kathleen Hopkinson, 630.232.5132

Budget Information:

Was this item budgeted? N/A	Appropriation Amount: $1,972,455
If not budgeted, explain funding source:	
Was this item passed through the appropriate committee? Yes	

Summary:

The levy request for the Kane County Health Fund 2026 Budget for the fiscal period beginning December 1, 2025 and ending November 30, 2026 is $1,972,455.

STATE OF ILLINOIS)
SS.
COUNTY OF KANE)

RESOLUTION NO. TMP-25-1320

ADOPTING A TAX LEVY FOR THE VETERANS' COMMISSION FUND

BE IT RESOLVED by the County Board of the County of Kane, State of Illinois, at this adjourned session of the November meeting of said County Board, held at the Government Center in Geneva, Kane County, Illinois, that there be and there is hereby levied upon all taxable property within the County of Kane, the sum of:

FIVE HUNDRED SIXTY-EIGHT THOUSAND SEVEN HUNDRED TWENTY-EIGHT DOLLARS ($568,728)

Such levy shall be spent for the objects and purposes as set forth in detail in the VETERANS' COMMISSION FUND Budget of the County of Kane, State of Illinois for the fiscal period beginning December 1, 2025 and ending November 30, 2026.

Passed by the Kane County Board on November 10, 2025.

_____	_____
John A. Cunningham, MBA, JD, JD	Corinne M. Pierog MA, MBA
Clerk, County Board	Chairman, County Board
Kane County, Illinois	Kane County, Illinois

Vote:

RESOLUTION / ORDINANCE EXECUTIVE SUMMARY ADDENDUM

Title

Adopting a Tax Levy for the Veterans' Commission Fund

Committee Flow:
Finance and Budget Committee, Executive Committee, County Board

Contact:
Kathleen Hopkinson, 630.232.5132

Budget Information:

Was this item budgeted? N/A	Appropriation Amount: $568,728
If not budgeted, explain funding source:	
Was this item passed through the appropriate committee? Yes	

Summary:

The levy request for the Veterans' Commission Fund 2026 Budget for the fiscal period beginning December 1, 2025 and ending November 30, 2026 is $568,728.

STATE OF ILLINOIS)
SS.
COUNTY OF KANE)

RESOLUTION NO. TMP-25-1323

ADOPTING A TAX LEVY FOR THE SHIREWOOD FARM SPECIAL SERVICE AREA

BE IT RESOLVED by the County Board of the County of Kane, State of Illinois, at this adjourned session of the November meeting of said County Board, held at the Government Center in Geneva, Kane County, Illinois, that there be and there is hereby levied upon the Shirewood Farm Special Service Area (Kane County SSA SW39) within the County of Kane, the sum of:

ONE HUNDRED TEN DOLLARS ($110)

Such levy shall be spent for the objects and purposes as set forth in detail in the SHIREWOOD FARM SSA SW39 Budget of the County of Kane, State of Illinois for the fiscal period beginning December 1, 2025 and ending November 30, 2026.

Passed by the Kane County Board on November 10, 2025.

_____	_____
John A. Cunningham, MBA, JD, JD	Corinne M. Pierog MA, MBA
Clerk, County Board	Chairman, County Board
Kane County, Illinois	Kane County, Illinois

Vote:

RESOLUTION / ORDINANCE EXECUTIVE SUMMARY ADDENDUM

Title

Adopting a Tax Levy for the Shirewood Farm Special Service Area

Committee Flow:
Finance and Budget Committee, Executive Committee, County Board

Contact:
Kathleen Hopkinson, 630.232.5132

Budget Information:

Was this item budgeted? N/A	Appropriation Amount: $110
If not budgeted, explain funding source:	
Was this item passed through the appropriate committee? Yes	

Summary:

The levy request for the Shirewood Farm Special Service Area 2026 Budget for the fiscal period beginning December 1, 2025 and ending November 30, 2026 is $110.

STATE OF ILLINOIS)
SS.
COUNTY OF KANE)

RESOLUTION NO. TMP-25-1326

ADOPTING A TAX LEVY FOR THE MILL CREEK SPECIAL SERVICE AREA

BE IT RESOLVED by the County Board of the County of Kane, State of Illinois, at this adjourned session of the November meeting of said County Board, held at the Government Center in Geneva, Kane County, Illinois, that there be and there is hereby levied upon the Mill Creek Special Service Area within the County of Kane, the sum of:

ONE MILLION THIRTY-NINE THOUSAND THIRTY-FOUR DOLLARS ($1,039,034)

Such levy shall be spent for the objects and purposes as set forth in detail in the MILL CREEK SPECIAL SERVICE AREA Budget of the County of Kane, State of Illinois for the fiscal period beginning December 1, 2025 and ending November 30, 2026.

Passed by the Kane County Board on November 10, 2025.

_____	_____
John A. Cunningham, MBA, JD, JD	Corinne M. Pierog MA, MBA
Clerk, County Board	Chairman, County Board
Kane County, Illinois	Kane County, Illinois

Vote:

RESOLUTION / ORDINANCE EXECUTIVE SUMMARY ADDENDUM

Title

Adopting a Tax Levy for the Mill Creek Special Service Area

Committee Flow:
Finance and Budget Committee, Executive Committee, County Board

Contact:
Kathleen Hopkinson, 630.232.5132

Budget Information:

Was this item budgeted? N/A	Appropriation Amount: $1,039,034
If not budgeted, explain funding source:	
Was this item passed through the appropriate committee? Yes	

Summary:

The levy request for the Mill Creek Special Service Area 2026 Budget for the fiscal period beginning December 1, 2025 and ending November 30, 2026 is $1,039,034.

STATE OF ILLINOIS)
SS.
COUNTY OF KANE)

RESOLUTION NO. TMP-25-1319

ADOPTING A TAX LEVY FOR THE WILDWOOD WEST SPECIAL BILLING AREA

BE IT RESOLVED by the County Board of the County of Kane, State of Illinois at this adjourned session of the November meeting of said County Board, held at the Government Center in Geneva, Kane County, Illinois, that there be and there is hereby levied upon the Wildwood West Special Billing Area (Kane County SBA SW41) within the County of Kane, the sum of:

THREE THOUSAND DOLLARS ($3,000)

Such levy shall be spent for the objects and purposes as set forth in detail in the WILDWOOD WEST SBA SW41 Budget of the County of Kane, State of Illinois for the fiscal period beginning December 1, 2025 and ending November 30, 2026.

Passed by the Kane County Board on November 10, 2025.

_____	_____
John A. Cunningham, MBA, JD, JD	Corinne M. Pierog MA, MBA
Clerk, County Board	Chairman, County Board
Kane County, Illinois	Kane County, Illinois

Vote:

RESOLUTION / ORDINANCE EXECUTIVE SUMMARY ADDENDUM

Title

Adopting a Tax Levy for the Wildwood West Special Billing Area

Committee Flow:
Finance and Budget Committee, Executive Committee, County Board

Contact:
Kathleen Hopkinson, 630.232.5132

Budget Information:

Was this item budgeted? N/A	Appropriation Amount: $3,000
If not budgeted, explain funding source:	
Was this item passed through the appropriate committee? Yes	

Summary:

The levy request for the Wildwood West Special Billing Area 2026 Budget for the fiscal period beginning December 1, 2025 and ending November 30, 2026 is $3,000.

STATE OF ILLINOIS)
SS.
COUNTY OF KANE)

RESOLUTION NO. TMP-25-1324

ADOPTING A TAX LEVY FOR THE PLANK ROAD ESTATES SPECIAL BILLING AREA

BE IT RESOLVED by the County Board of the County of Kane, State of Illinois, at this adjourned session of the November meeting of said County Board, held at the Government Center in Geneva, Kane County, Illinois, that there be and there is hereby levied upon the Plank Road Estates Special Billing Area (Kane County SBA SW45) within the County of Kane, the sum of:

ONE THOUSAND FIVE HUNDRED SEVENTY-FIVE DOLLARS ($1,575)

Such levy shall be spent for the objects and purposes as set forth in detail in the PLANK ROAD ESTATES SBA SW45 Budget of the County of Kane, State of Illinois for the fiscal period beginning December 1, 2025 and ending November 30, 2026.

Passed by the Kane County Board on November 10, 2025.

_____	_____
John A. Cunningham, MBA, JD, JD	Corinne M. Pierog MA, MBA
Clerk, County Board	Chairman, County Board
Kane County, Illinois	Kane County, Illinois

Vote:

RESOLUTION / ORDINANCE EXECUTIVE SUMMARY ADDENDUM

Title

Adopting a Tax Levy for the Plank Road Estates Special Billing Area

Committee Flow:
Finance and Budget Committee, Executive Committee, County Board

Contact:
Kathleen Hopkinson, 630.232.5132

Budget Information:

Was this item budgeted? N/A	Appropriation Amount: $1,575
If not budgeted, explain funding source:	
Was this item passed through the appropriate committee? Yes	

Summary:

The levy request for the Plank Road Estates Special Billing Area 2026 Budget for the fiscal period beginning December 1, 2025 and ending November 30, 2026 is $1,575.

STATE OF ILLINOIS)
SS.
COUNTY OF KANE)

RESOLUTION NO. TMP-25-1331

ADOPTING A TAX LEVY FOR THE EXPOSITION VIEW SPECIAL BILLING AREA

BE IT RESOLVED by the County Board of the County of Kane, State of Illinois, at this adjourned session of the November meeting of said County Board, held at the Government Center in Geneva, Kane County, Illinois, that there be and there is hereby levied upon the Exposition View Special Billing Area (Kane County SBA SW47) within the County of Kane, the sum of:

FIVE HUNDRED DOLLARS ($500)

Such levy shall be spent for the objects and purposes as set forth in detail in the EXPOSITION VIEW SBA SW47 Budget of the County of Kane, State of Illinois for the fiscal period beginning December 1, 2025 and ending November 30, 2026.

Passed by the Kane County Board on November 10, 2025.

_____	_____
John A. Cunningham, MBA, JD, JD	Corinne M. Pierog MA, MBA
Clerk, County Board	Chairman, County Board
Kane County, Illinois	Kane County, Illinois

Vote:

RESOLUTION / ORDINANCE EXECUTIVE SUMMARY ADDENDUM

Title

Adopting a Tax Levy for the Exposition View Special Billing Area

Committee Flow:
Finance and Budget Committee, Executive Committee, County Board

Contact:
Kathleen Hopkinson, 630.232.5132

Budget Information:

Was this item budgeted? N/A	Appropriation Amount: $500
If not budgeted, explain funding source:	
Was this item passed through the appropriate committee? Yes	

Summary:

The levy request for the Exposition View Special Billing Area 2026 Budget for the fiscal period beginning December 1, 2025 and ending November 30, 2026 is $500.

STATE OF ILLINOIS)
SS.
COUNTY OF KANE)

RESOLUTION NO. TMP-25-1321

ADOPTING A TAX LEVY FOR THE TAMARA DITTMAN SPECIAL BILLING AREA

BE IT RESOLVED by the County Board of the County of Kane, State of Illinois, at this adjourned session of the November meeting of said County Board, held at the Government Center in Geneva, Kane County, Illinois, that there be and there is hereby levied upon the Tamara Dittman Special Billing Area (Kane County SBA SW50) within the County of Kane, the sum of:

FIVE HUNDRED FIFTY DOLLARS ($550)

Such levy shall be spent for the objects and purposes as set forth in detail in the TAMARA DITTMAN SBA SW50 Budget of the County of Kane, State of Illinois for the fiscal period beginning December 1, 2025 and ending November 30, 2026.

Passed by the Kane County Board on November 10, 2025.

_____	_____
John A. Cunningham, MBA, JD, JD	Corinne M. Pierog MA, MBA
Clerk, County Board	Chairman, County Board
Kane County, Illinois	Kane County, Illinois

Vote:

RESOLUTION / ORDINANCE EXECUTIVE SUMMARY ADDENDUM

Title

Adopting a Tax Levy for the Tamara Dittman Special Billing Area

Committee Flow:
Finance and Budget Committee, Executive Committee, County Board

Contact:
Kathleen Hopkinson, 630.232.5132

Budget Information:

Was this item budgeted? N/A	Appropriation Amount: $550
If not budgeted, explain funding source:	
Was this item passed through the appropriate committee? Yes	

Summary:

The levy request for the Tamara Dittman Special Billing Area 2026 Budget for the fiscal period beginning December 1, 2025 and ending November 30, 2026 is $550.

STATE OF ILLINOIS)
SS.
COUNTY OF KANE)

RESOLUTION NO. TMP-25-1336

ADOPTING A TAX LEVY FOR THE CHURCH MOLITOR SPECIAL SERVICE AREA

BE IT RESOLVED by the County Board of the County of Kane, State of Illinois, at this adjourned session of the November meeting of said County Board, held at the Government Center in Geneva, Kane County, Illinois, that there be and there is hereby levied upon the Church Molitor Special Service Area (Kane County SSA SW52) within the County of Kane, the sum of:

FIVE HUNDRED DOLLARS ($500)

Such levy shall be spent for the objects and purposes as set forth in detail in the CHURCH MOLITOR SSA SW52 Budget of the County of Kane, State of Illinois for the fiscal period beginning December 1, 2025 and ending November 30, 2026.

Passed by the Kane County Board on November 10, 2025.

_____	_____
John A. Cunningham, MBA, JD, JD	Corinne M. Pierog MA, MBA
Clerk, County Board	Chairman, County Board
Kane County, Illinois	Kane County, Illinois

Vote:

RESOLUTION / ORDINANCE EXECUTIVE SUMMARY ADDENDUM

Title

Adopting a Tax Levy for the Church Molitor Special Service Area

Committee Flow:
Finance and Budget Committee, Executive Committee, County Board

Contact:
Kathleen Hopkinson, 630.232.5132

Budget Information:

Was this item budgeted? N/A	Appropriation Amount: $500
If not budgeted, explain funding source:	
Was this item passed through the appropriate committee? Yes	

Summary:

The levy request for the Church Molitor Special Service Area 2026 Budget for the fiscal period beginning December 1, 2025 and ending November 30, 2026 is $500.

STATE OF ILLINOIS)
SS.
COUNTY OF KANE)

RESOLUTION NO. TMP-25-1338

ADOPTING A TAX LEVY FOR THE 45W185 PLANK ROAD SPECIAL SERVICE AREA

BE IT RESOLVED by the County Board of the County of Kane, State of Illinois, at this adjourned session of the November meeting of said County Board, held at the Government Center in Geneva, Kane County, Illinois, that there be and there is hereby levied upon the 45W185 Plank Road Special Service Area (Kane County SSA SW54) within the County of Kane, the sum of:

FOUR THOUSAND DOLLARS ($4,000)

Such levy shall be spent for the objects and purposes as set forth in detail in the 45W185 PLANK ROAD SSA SW54 Budget of the County of Kane, State of Illinois for the fiscal period beginning December 1, 2025 and ending November 30, 2026.

Passed by the Kane County Board on November 10, 2025.

_____	_____
John A. Cunningham, MBA, JD, JD	Corinne M. Pierog MA, MBA
Clerk, County Board	Chairman, County Board
Kane County, Illinois	Kane County, Illinois

Vote:

RESOLUTION / ORDINANCE EXECUTIVE SUMMARY ADDENDUM

Title

Adopting a Tax Levy for the 45W185 Plank Road Special Service Area

Committee Flow:
Finance and Budget Committee, Executive Committee, County Board

Contact:
Kathleen Hopkinson, 630.232.5132

Budget Information:

Was this item budgeted? N/A	Appropriation Amount: $4,000
If not budgeted, explain funding source:	
Was this item passed through the appropriate committee? Yes	

Summary:

The levy request for the 45W185 Plank Road Special Service Area 2026 Budget for the fiscal period beginning December 1, 2025 and ending November 30, 2026 is $4,000.

STATE OF ILLINOIS)
SS.
COUNTY OF KANE)

RESOLUTION NO. TMP-25-1337

ADOPTING A TAX LEVY FOR THE BOYER ROAD SPECIAL SERVICE AREA

BE IT RESOLVED by the County Board of the County of Kane, at this adjourned session of the November meeting of said County Board, held at the Government Center in Geneva, Kane County, Illinois, that there be and there is hereby levied upon the Boyer Road Special Service Area within the County of Kane, the sum of:

SEVEN HUNDRED DOLLARS ($700)

Such levy shall be spent for the objects and purposes as set forth in detail in the BOYER ROAD SPECIAL SERVICE AREA Budget of the County of Kane, State of Illinois for the fiscal period beginning December 1, 2025 and ending November 30, 2026.

Passed by the Kane County Board on November 10, 2025.

_____	_____
John A. Cunningham, MBA, JD, JD	Corinne M. Pierog MA, MBA
Clerk, County Board	Chairman, County Board
Kane County, Illinois	Kane County, Illinois

Vote:

RESOLUTION / ORDINANCE EXECUTIVE SUMMARY ADDENDUM

Title

Adopting a Tax Levy for the Boyer Road Special Service Area

Committee Flow:
Finance and Budget Committee, Executive Committee, County Board

Contact:
Kathleen Hopkinson, 630.232.5132

Budget Information:

Was this item budgeted? N/A	Appropriation Amount: $700
If not budgeted, explain funding source:	
Was this item passed through the appropriate committee? Yes	

Summary:

The levy request for Boyer Road Special Service Area 2026 Budget for the fiscal period beginning December 1, 2025 and ending November 30, 2026 is $700.

STATE OF ILLINOIS)
SS.
COUNTY OF KANE)

RESOLUTION NO. TMP-25-1332

ADOPTING A TAX LEVY FOR THE CRANE ROAD ESTATES SPECIAL BILLING AREA

BE IT RESOLVED by the County Board of the County of Kane, State of Illinois, at this adjourned session of the November meeting of said County Board, held at the Government Center in Geneva, Kane County, Illinois, that there be and there is hereby levied upon the Crane Road Estates Special Billing Area (Kane County SBA) within the County of Kane, the sum of:

SIXTY-ONE THOUSAND FIVE HUNDRED TWENTY-TWO DOLLARS ($61,522)

Such levy shall be spent for the objects and purposes as set forth in detail of County Board Resolution 11-113, passed May 10, 2011, and accounted for in a custodial fund for the fiscal period beginning December 1, 2025 and ending November 30, 2026.

Passed by the Kane County Board on November 10, 2025.

_____	_____
John A. Cunningham, MBA, JD, JD	Corinne M. Pierog MA, MBA
Clerk, County Board	Chairman, County Board
Kane County, Illinois	Kane County, Illinois

Vote:

RESOLUTION / ORDINANCE EXECUTIVE SUMMARY ADDENDUM

Title

Adopting a Tax Levy for the Crane Road Estates Special Billing Area

Committee Flow:
Finance and Budget Committee, Executive Committee, County Board

Contact:
Kathleen Hopkinson, 630.232.5132

Budget Information:

Was this item budgeted? N/A	Appropriation Amount: $61,522
If not budgeted, explain funding source:	
Was this item passed through the appropriate committee? Yes	

Summary:

The levy request for the Crane Road Estates Special Billing Area 2026 Budget for the fiscal period beginning December 1, 2025 and ending November 30, 2026 is $61,522.

STATE OF ILLINOIS)
SS.
COUNTY OF KANE)

RESOLUTION NO. 25-383

AUTHORIZING A BUDGET ADJUSTMENT FOR PUBLIC DEFENDER'S FY2026 BUDGET

WHEREAS, the Judiciary submitted a proposed FY2026 budget consisting of $5,221,280 in expenses and $131,582 in Public Defender Salary reimbursement from State of Illinois; and

WHEREAS, per Madam Chair's letter dated October 2, 2025, the County Board adopted Resolution 25-277 which allocated Judiciary the amount of $4,692,936 for General Fund expenses, without any allocation for salary reimbursements; and

WHEREAS, the allocated expense amount per the County Board is a budget reduction for Public Defender in the amount of $528,344; and

WHEREAS, under 55 ILCS 5/3-4007, the State of Illinois must pay 66 2/3%; and

WHEREAS, the reimbursement of the Public Defender's salary goes into the County treasury; and

WHEREAS, there is a critical distinction between reimbursement and general revenue. Reimbursements offset already incurred expenses, which is the Public Defender salary; and

WHEREAS, the reduced allocation to Public Defender's budget, without including reimbursements by the State, which is money received to offset our already incurred expenses, does not reflect an accurate accounting of our budget.

NOW, THEREFORE, BE IT RESOLVED that the Kane County Board that the Chairman is hereby authorized and directed to include the Public Defender's submitted FY2026 State reimbursements in the amount of $131,582 to offset the Public Defender's submitted FY2026 budget of $5,221,280.

Passed by the Kane County Board on November 10, 2025.

_____	_____
John A. Cunningham, MBA, JD, JD	Corinne M. Pierog MA, MBA
Clerk, County Board	Chairman, County Board
Kane County, Illinois	Kane County, Illinois

Vote:

RESOLUTION / ORDINANCE EXECUTIVE SUMMARY ADDENDUM

Title

Authorizing a Budget Adjustment for Public Defender's FY2026 Budget

Committee Flow:
Finance and Budget Committee, Executive Committee, County Board

Contact:
Rachele Conant, 630.232.5838

Budget Information:

Was this item budgeted? N/A	Appropriation Amount: $N/A
If not budgeted, explain funding source: Click or tap here to enter text.	
Was this item passed through the appropriate committee? Yes	

Summary:

This resolution authorizes the Kane County Board Chairman to include the Public Defender's submitted FY2026 State reimbursements in the amount of $131,582 to offset the Public Defender's submitted FY2026 budget of $5,221,280.

STATE OF ILLINOIS)
SS.
COUNTY OF KANE)

RESOLUTION NO. 25-384

AUTHORIZING A BUDGET ADJUSTMENT FOR COURT SERVICES FY2026 BUDGET

WHEREAS, the Kane County Board adopted Resolution 25-277 recommending a FY2026 General Fund expense allocation for Court Services totaling $12,877,899; and

WHEREAS, Court Services requested additional salary reimbursement from the Administrative Office of Illinois Courts (AOIC) to offset the need for any potential cuts resulting from Res. 25-277 and was granted $531,132 in additional salary reimbursement for this purpose; and

WHEREAS, Court Services has already received $6,581,622 of the $6,666,147 budgeted in FY2025 for probation salary reimbursement with two months left in the fiscal year resulting in revenue projections indicating Court Services will exceed budgeted revenue by $1,033,853 yielding an estimated total of $7,700,000 in probation salary reimbursement for FY2025.

NOW, THEREFORE, BE IT RESOLVED that the Kane County Board will restrict additional probation salary reimbursements received in FY2025 as offsets to the reductions needed to implement Res. 25-277 in the FY2026 budget and increase Court Services FY2026 General Fund expenses to the amount of $13,409,031.

Line Item: 001.430.000.37080
Line Item Description: Probation Salary Reimbursement
Was Personnel/Item/Service approved in original budget or a subsequent budget revision? No
Are funds currently available for this Personnel/Item/Service in the specific line item? Yes
If funds are not currently available in the specified line item, where are the funds available?
N/A

Passed by the Kane County Board on November 10, 2025.

_____	_____
John A. Cunningham, MBA, JD, JD	Corinne M. Pierog MA, MBA
Clerk, County Board	Chairman, County Board
Kane County, Illinois	Kane County, Illinois

Vote:

RESOLUTION / ORDINANCE EXECUTIVE SUMMARY ADDENDUM

Title

Authorizing a Budget Adjustment for Court Services FY2026 Budget

Committee Flow:
Finance and Budget Committee, Executive Committee, County Board

Contact:
Lisa Aust, 630.232.5809

Budget Information:

Was this item budgeted? N/A	Appropriation Amount: $N/A
If not budgeted, explain funding source: Click or tap here to enter text.	
Was this item passed through the appropriate committee? Yes	

Summary:

This resolution authorizes the Kane County Board to restrict additional probation salary reimbursements received in FY2025 as offsets to the reductions needed to implement Res. 25-277 in the FY2026 budget and increase Court Services FY2026 General Fund expenses to the amount of $13,409,031.

STATE OF ILLINOIS)
SS.
COUNTY OF KANE)

RESOLUTION NO. 25-385

AUTHORIZING A BUDGET ADJUSTMENT FOR JUDICIARY'S FY2026 BUDGET

WHEREAS, the Judiciary submitted a proposed FY2026 budget consisting of $5,194,829 in expenses, $900,000 in State interpreter reimbursements, $4,150 in State Grants, and $345,000 in general revenue; and

WHEREAS, per Madam Chair's letter dated October 2, 2025, the County Board adopted Resolution 25-277 which allocated Judiciary the amount of $4,128,899 for General Fund expenses, without any allocation for interpreter reimbursements, State grants and general revenue; and

WHEREAS, the allocated expense amount per the County Board is a budget reduction for Judiciary in the amount of $1,065,930; and

WHEREAS, the Illinois Supreme Court has stated that the fair administration of justice requires that our courts be language accessible to all people, including those who are limited English proficient or are deaf or hard of hearing; and

WHEREAS, the Illinois Supreme Court's Language Access Policy directs that each circuit must develop an annual written Language Access Plan to provide a framework for the provision of Language Access Services for Limited English Proficient Persons; and

WHEREAS, the Illinois Supreme Court's Language Access Policy states that no fee shall be charged to any Limited English Proficient Person for the appointment of an interpreter, and that the cost of providing interpreter services shall be the responsibility of the county or court that has jurisdiction over the judicial proceeding for which the interpreter was appointed; and

WHEREAS, the Illinois Supreme Court has established a process of reimbursement for circuits who choose to use certified and registered interpreters off of the AOIC Interpreter Registry; and

WHEREAS, Judiciary, as responsible stewards of the County's allocation, applies for, submits vouchers, and receives State of Illinois reimbursements every year for our certified and registered interpreters to offset our previous incurred interpreter expenses; and

WHEREAS, there is a critical distinction between reimbursement and general revenue. Reimbursements offset already incurred expenses, which for Judiciary is our interpreter expenses, whereas general revenue is income generated from normal business activities, which for Judiciary is the collection of mental health fees and judicial tech fees; and

WHEREAS, the reduced allocation to Judiciary's budget, without including interpreter reimbursements by the State, which is money received to offset our already incurred expenses, does not reflect an accurate accounting of our budget.

NOW, THEREFORE, BE IT RESOLVED that the Kane County Board that the Chairman is hereby authorized and directed to include Judiciary's submitted FY2026 State interpreter reimbursements in the amount of $900,000 to offset Judiciary's submitted FY2026 budget of $5,194,829.

Passed by the Kane County Board on November 10, 2025.

_____	_____
John A. Cunningham, MBA, JD, JD	Corinne M. Pierog MA, MBA
Clerk, County Board	Chairman, County Board
Kane County, Illinois	Kane County, Illinois

Vote:

RESOLUTION / ORDINANCE EXECUTIVE SUMMARY ADDENDUM

Title

Authorizing a Budget Adjustment for Judiciary's FY2026 Budget

Committee Flow:
Finance and Budget Committee, Executive Committee, County Board

Contact:
Andrea O'Brien, 630.208.5145

Budget Information:

Was this item budgeted? N/A	Appropriation Amount: $N/A
If not budgeted, explain funding source: Click or tap here to enter text.	
Was this item passed through the appropriate committee? Yes	

Summary:

This resolution authorizes and directs the Kane County Board Chairman to include Judiciary's submitted FY2026 State interpreter reimbursements in the amount of $900,000 to offset Judiciary's submitted FY2026 budget of $5,194,829.

STATE OF ILLINOIS)
SS.
COUNTY OF KANE)

RESOLUTION NO. TMP-25-1218

AUTHORIZING EYEMED VISION CARE AS KANE COUNTY'S VISION INSURANCE PLAN PROVIDER FOR 2026

WHEREAS, Kane County offers vision insurance coverage at no additional cost for employees and their dependents enrolled in a County medical plan; and

WHEREAS, EyeMed Vision Care is the existing provider for employee vision benefits, and the current contract expires December 31, 2025; and

WHEREAS, EyeMed Vision Care, has proposed a contract renewal with adjusted rates for 2026; and

WHEREAS, Assured Partners, the County's health insurance broker of record, recommends continuation of this plan at the proposed rates as cost-effective for 2026.

NOW, THEREFORE, BE IT RESOLVED that the Kane County Board to enter into a 12-month contract with EyeMed Vision Care to offer vision insurance coverage for employees and their dependents enrolled in a County medical plan effective January 1, 2026 through December 31, 2026 at the following monthly premium rates:

Single: $3.86 monthly
Family: $10.67 monthly

NOW, THEREFORE, BE IT RESOLVED that the Kane County Board hereby authorizes the Chair of the Kane County Board to sign an agreement consistent with the terms set forth herein and the pricing agreement as set forth in the contract.

Passed by the Kane County Board on November 10, 2025.

_____	_____
John A. Cunningham, MBA, JD, JD	Corinne M. Pierog MA, MBA
Clerk, County Board	Chairman, County Board
Kane County, Illinois	Kane County, Illinois

Vote:

RESOLUTION / ORDINANCE EXECUTIVE SUMMARY ADDENDUM

Title

Authorizing EyeMed Vision Care as Kane County's Vision Insurance Plan Provider for 2026

Committee Flow:
Human Services Committee, Finance and Budget Committee, Executive Committee, County Board

Contact:
Jamie Lobrillo, 630.208.3836

Budget Information:

Was this item budgeted? Yes	Appropriation Amount: $N/A
If not budgeted, explain funding source: N/A	
Was this item passed through the appropriate committee? Yes	

Summary:

Resolution authorizes Kane County to enter into a 12-month contract for the calendar year of 2026 with EyeMed Vision Care to provide Kane County's Vision Insurance Plan.

YOUR CUSTOM VISION QUOTE

Kane County

Vision benefits as you've never seen before

Get the most out of your vision insurance plan with these EyeMed highlights:

- *Ability to use the frame and contact lens allowances in the same benefit year-worth up to an extra $130.00*[1]
- *Separate contact lens fit & follow-up coverage leaving the entire allowance for materials*

Plus, with us, you always get–

NETWORK

The largest network with the right mix of providers

- *America's largest vision network*[2.]
- *In-network options for buying glasses and contacts online at glasses.com, lenscrafters.com, contactsdirect.com, targetoptical.com, oakley.com, nuanceaudio.com and rayban.com – with benefits applied directly in the shopping cart.*
- *The right mix of independent eye doctors and national and regional retail providers – so members can go where they want, when they want.*

BENEFITS

Simple and transparent member experience with an eye on savings

- *The freedom to choose any ophthalmic frame, lens or contact lens without restrictions at any of our retail providers, independent provider locations or online.*
- *Complimentary HealthyEyes wellness program keeps the focus on eye health with exam reminders and leading technology*
- *Members can use their benefit on Nuance Audio glasses – a breakthrough dual hearing and vision solution.*
- *Members enjoy exclusive savings on LASIK, including up to $1000 off at preferred providers or 5% off the in-store promotional price.* [3]

EXPERIENCE

Freedom of choice and maximum value

- *Cost transparency with our Know Before You Go cost estimator.*
- *Digital Tools like online scheduling* [4]*, a mobile app and personalized text alerts.*
- *Welcome kits, ID cards and open enrollment support to ensure employees understand their benefits.*

We can't wait to work with you-
Contact Noah Shumaker at nshumaker@eyemed.com with questions

1 *This document provides highlights of one or more EyeMed plans. Frame allowances may vary by plan. Please consult your EyeMed representative for more information*
2 *Based on the EyeMed Insight network, Spring 2022.*
3 *Preferred lasik providers include LasikPlus, TLC Laser Eye Centers and The LASIK Vision Institute*
4 *At select locations*

Kane County

BENEFITS

- *As is*
- *Exam & Materials*
- *Insight network*
- *Fully Insured*
- *Employer Paid*

MONTHLY RATES

- **Subscriber** *$3.86*
- **Subscriber + Family** *$10.67*

SUMMARY OF BENEFITS

Vision Care Services	In-Network Member Cost	Out-of-Network Member Reimbursement
EXAM SERVICES once every 12 months		
Exam	*$20 copay*	*Up to $45*
FRAME once every 24 months		
Frame	*$0 copay; 20% off balance over $130 allowance*	*Up to $70*
STANDARD PLASTIC LENSES *in lieu of contacts* once every 12 months		
Single Vision	*$20 copay*	*Up to $30*
Bifocal	*$20 copay*	*Up to $50*
Trifocal/Lenticular	*$20 copay*	*Up to $65*
Progressive – Standard	*$75 copay*	*Up to $50*
Progressive – Premium Tier I, II, or III	*$95, $105, $120 copay*	*Up to $50*
Progressive – Premium Tier IV	*$75 copay, 20% off retail price less $120 allowance*	*Up to $50*
LENS OPTIONS		
Polycarbonate – Standard < 19 years of age	*$0 copay*	*Up to $32*
CONTACT LENSES *in lieu of lenses* once every 12 months		
Contacts – Conventional	*$0 copay; 15% off balance over $130 allowance*	*Up to $105*
Contacts – Disposable	*$0 copay; 100% of balance over $130 allowance*	*Up to $105*
Contacts – Medically Necessary	*$0 copay; paid-in-full*	*Up to $210*

All plans are based on a 48 month contract and 48 month rate guarantee. Monthly Rate is subject to adjustment even during a rate guarantee period in the event of any of the following events: changes in benefits, employee contributions, the number of eligible employees, or the imposition of any new taxes, fees or assessments by Federal or State regulatory agencies. The Plan reserves the right to make changes to the products available on each tier.

Kane County

BENEFITS

- *As is*
- *Exam & Materials*
- *Insight network*
- *Fully Insured*
- *Employer Paid*

MONTHLY RATES

Subscriber	*$3.86*
Subscriber + Family	*$10.67*

Plan Details

Quote for group sitused in the State of IL and will be valid until the 01/01/2026 implementation date. Date Quoted 09/19/2025. Rates are valid only when the quoted plan is the sole stand-alone vision plan offered by the group. Percentage discounts are not part of the insurance benefit. Underwritten by Fidelity Security Life Insurance Company® of Kansas City, Missouri, except in New York. Fidelity Security Life Policy number VC-146, form number M-9184. This is a snapshot of your benefits. The Certificate of Insurance is on file with your employer.

Plan Exclusions/Limitations

No benefits will be paid for services or materials connected with or charges arising from: medical or surgical treatment, services or supplies for the treatment of the eye, eyes or supporting structures; Refraction, when not provided as part of a Comprehensive Eye Examination; services provided as a result of any Workers Compensation law, or similar legislation, or required by any governmental agency or program whether federal, state or subdivisions thereof; orthoptic or vision training,subnormal vision aids and associated supplemental testing; Aniseikonic lenses; any Vision Examination or any corrective Vision Materials required by a Policyholder as a condition of employment; safety eyewear; solutions, cleaning products or frame cases; non-prescription sunglasses; plano (non-prescription) lenses; plano (non-prescription) contact lenses; two pair of glasses in lieu of bifocals; electronic vision devices; services rendered after the date an Insured Person ceases to be covered under the Policy, except when Vision Materials ordered before coverage ended are delivered, and the services rendered to the Insured Person are within 31 days from the date of such order; or lost or broken lenses, frames, glasses, or contact lenses that are replaced before the next Benefit Frequency when Vision Materials would next become available. Fees charged by a Provider for services other than a covered benefit and any local, state or Federal taxes must be paid in full by the Insured Person to the Provider. Such fees, taxes or materials are not covered under the Policy. Allowances provide no remaining balance for future use within the same Benefit Frequency. Some provisions, benefits, exclusions or limitations listed herein may vary by state.

By signing below, the Group agrees to receive all documents and correspondence electronically and that the Group can access the internet or the email address provided. The Group understands that the Group may revoke this authorization or request specific paper documents without revoking this authorization by contacting EyeMed by mail, email, or telephone. If Kane County has chosen this benefit design, attach this document to the group application and sign here

SIGNATURE	DATE

Kane County

We're committed to keeping money in our members' pockets

That's why we offer our members additional discounts above the proposed plan benefits

VISION CARE SERVICES	IN-NETWORK MEMBER COST
EXAM SERVICES	
Retinal Imaging	*Up to $39*
CONTACT LENS FIT AND FOLLOW-UP	
Fit and Follow-Up – Standard	*Up to $40*
Fit and Follow-Up – Premium	*10% off retail price*
LENS OPTIONS	
Anti Reflective Coating – Standard	*$45*
Anti Reflective Coating - Prem Tier 1	*$57*
Anti Reflective Coating - Prem Tier 2	*$68*
Anti Reflective Coating - Prem Tier 3	*20% off retail price*
Photochromic – Non-Glass	*$75*
Polycarbonate – Standard	*$40*
Scratch Coating – Standard Plastic	*$15*
Tint – Solid or Gradient	*$15*
UV Treatment	*$15*
All Other Lens Options	*20% off retail price*

Members can get exclusive additional discounts and deals that are often stackable with their vision benefits at eyemed.com/member[4]

40%OFF

additional pairs of glasses

20%OFF

any item not covered by the plan, including non-prescription sunglasses

15%OFF

retail price or 5% off promotional price for Lasik or PRK from US Laser Network

UP TO 66%OFF

hearing aids, with an extended warranty and free batteries through Amplifon Hearing Health Care Network

DISCOUNT DETAILS

Discounts are not insured benefits. Member receives a 20% discount on items not covered by the insurance plan at EyeMed In-Network locations. Plan discounts cannot be combined with any other discounts or promotional offers. In certain states members may be required to pay the full retail rate and not the negotiated discount rate with certain participating providers. Please see EyeMed's online provider locator to determine which participating providers have agreed to the discounted rate. Discounts on vision materials may not be applicable to certain manufacturers' products. The Plan reserves the right to make changes to the products on each tier and the member out-of-pocket costs. Fixed pricing is reflective of brands at the listed product level. All providers are not required to carry all brands at all levels. Service and amounts listed above are subject to change at any time.

[4] Special offers not valid in the State of Texas.

STATE OF ILLINOIS)
SS.
COUNTY OF KANE)

RESOLUTION NO. TMP-25-1187

AUTHORIZING APPROVAL OF ORTHO/OBLIQUE IMAGERY

WHEREAS, the County of Kane intends to continue efforts to maintain accurate, reliable, and up-to-data geographical data; and

WHEREAS, Ortho Imagery gives a clear view of property straight down and Oblique Imagery gives clear images of properties at an angle from East, West, North and South sides; and

WHEREAS, bids have been solicited for the Oblique Imagery (BID# 25-019-TK). A total of three (3) bids were received by the April 22, 2025 deadline; and

WHEREAS, the responsive and responsible bidder for Pictometry Internal Corporation, dba EagleView - Rochester, NY for an amount of Seven Hundred Forty-Six Thousand Five Hundred Fifty Dollars ($746,550); and

WHEREAS, Flights as follows: Spring 2026, 2028, 2030, 1" ortho and 1" oblique imagery capture: Payments as follows One Hundred Twenty-Four Thousand Four Hundred Fifty dollars. ($124,425) per year starting FY2026 and last payment FY2031; and

WHEREAS, this contract calls for the use of funds beyond the present budget year and the County of Kane acknowledges the necessity of the appropriation of such funds.

NOW, THEREFORE, BE IT RESOLVED that the Kane County Board that the Chairman thereof is authorized and directed to enter into contract with Pictometry Internal Corporation, dba EagleView - Rochester, NY for an amount not to exceed Seven Hundred Forty-Six Thousand Five Hundred Fifty Dollars ($746,550) payments over the next 6 budget years in the amount of One Hundred Twenty-Four Thousand Four Hundred Fifty dollars. ($124,425).

Line-Item: 101.060.070.50150
Line-Item Description: Contracts and Consulting
Was Personnel/Item/Service approved in original budget or a subsequent budget revision? Yes
Are funds currently available for this Personnel/Item/Service in the specific line item? Yes FY2026
If funds are not currently available in the specified line item, where are the funds available? N/A

Passed by the Kane County Board on November 10, 2025.

John A. Cunningham, MBA, JD, JD	Corinne M. Pierog MA, MBA
Clerk, County Board	Chairman, County Board
Kane County, Illinois	Kane County, Illinois

Vote:

RESOLUTION / ORDINANCE EXECUTIVE SUMMARY ADDENDUM

Title

Authorizing Approval of Ortho/Oblique Imagery

Committee Flow:
Administration Committee, Finance and Budget Committee, Executive Committee, County Board

Contact:
Kurt Lebo 630-208-3137

Budget Information:

Was this item budgeted? Yes	Appropriation Amount: $746,550 over 6 yrs.
If not budgeted, explain funding source: N/A	
Was this item passed through the appropriate committee? Yes	

Summary:

Ortho Imagery gives a clear view of property straight down and Oblique Imagery gives clear images of properties at an angle from East, West, North and South sides. This would include be flown spring 2026, 2028, 2030 for ortho and oblique imagery capture. Fees are as follows: $124,425 over 6 years totaling $745,550 – This covers FY2026 thru FY2031

County of Kane
PURCHASING DEPARTMENT
KANE COUNTY GOVERNMENT CENTER

719 S. Batavia Avenue, Bldg. A
Geneva, Illinois 60134

Telephone: (630) 208-3803
Fax: (630) 208-5107

May 2, 2025

PROCUREMENT SYNOPSIS

Requesting Department:	Kane County GIS-Technologies Department
Procurement Name:	Bid 25-019-TK Oblique Imagery
Recommended Vendors:	Pictometry International Corporation
Awarded Amount:	$746,500.00

NOTIFICATION AND RESPONSE

Public Notices: Bidnet Direct and The Daily Herald

Advertising Date:	April 4, 2025	Notices sent/Plan Holders: 40/40
Proposal Due Date:	April 22, 2025	Proposals Received: 3

PURPOSE

This bid seeks a qualified and experienced contractor to deliver color Orthophotography and color Oblique Imagery for the Kane County GIS Department. The following bids were received:

Vendors	GRAND TOTAL
Pictometry International Corporation, dba EagleView – Rochester, NY	**$746,550.00**
Kucera International Corporation – Willoughby, OH	$800,000.00
Nearmap, US Inc – Lehi, UT	$870,912.00

Kane County GIS-Technologies Department evaluated all bids per specifications and contract requirements and has determined that Pictometry International Corp. of Rochester, NY is the lowest responsive, responsible vendor to provide the required services at the highest quality and value.

Kane Building GIS-Technologies Department, with the support of the Purchasing Department, recommends awarding this contract to Pictometry International Corp. of Rochester, NY, pending approval by the Committee and the full Kane County Board.

Submitted By:
Timothy Keovongsak,
Tim Keovongsak, CPPB
Director of Purchasing

cc: GIS

BID SUBMITTALS CHECKLIST

The undersigned Vendor acknowledged and verified that all required documents, statements, and all certificates meeting the County's requirements are included in their bid response. The vendor shall check the following required submittal items checklist to assure the completeness and in order to assemble their bid response.

✓: SIGNED BID OFFER TO CONTRACT FORM with all supporting documents (pages 23-30), including the vendor bid form, as applicable.

Upon Award: VENDOR DISCLOSURE STATEMENT (mandatory submittal if award of contract)

Upon Award: VENDOR FAMILIAL RELATIONSHIP DISCLOSURE STATEMENT (mandatory submittal if award of contract)

✓: PROOF OF CURRENT CERTIFICATE OF INSURANCE (Submit current coverages with bid response). The actual certificate of insurance that meets the County's requirements including naming the County of Kane, as a certificate holder and an additional name insured with required policy endorsements, shall be submitted before issuing of award and contract execution. (See attached sample, a required submittal if award of contract)

✓: REFERENCES & CONTACT INFORMATION

✓: ONE (1) ORIGINAL BID MUST BE SUBMITTED ELECTRONICALLY THROUGH BIDNET DIRECT.

Vendor/Agency: Pictometry International Corp. dba EagleView

Address/City/State: 25 Methodist Hill Drive, Rochester, NY 14623

Phone # (585) 486-0093 Fax # (585) 486-0098

EagleView Response to ITB #25-019-TK for Oblique Imagery

Submitted By
Trent Pell, GISP
District Sales Manager
(812) 239-9094
trent.pell@eagleview.com

EagleView
25 Methodist Hill Dr.
Rochester, NY 14623
www.eagleview.com

KANE COUNTY
OFFER TO CONTRACT FORM
25-019-TK OBLIQUE IMAGERY

Bid Due Date & Time: 3:30 p.m. CST on Tuesday, April 25, 2025.

To: County of Kane (Purchasing Department)
Kane County Government Center, Building (A), Rooms 211, 212, or 214
719 S. Batavia Ave., Geneva, IL 60134

The following offer is hereby made to the County of Kane, Illinois, hereafter called the Owner.

Submitted By: Pictometry International Corp. dba EagleView

I. The undersigned Vendor proposes and agrees, after having examined the specifications, quantities, and other contract documents, to irrevocably offer to furnish the products, materials, equipment, and services in compliance with all terms, conditions, specifications, and amendments contained in this solicitation documents. The items in this Invitation to Bid, including, but not limited to, all required certificates, are fully incorporated herein as a material and necessary part of the contract.

A. *The Vendor shall also include with his bid any necessary literature, samples, etc., as required within the Invitation to Bid, Instructions to Bidders, and specifications.*

1. *The vendor has examined the Responsible Bidder Ordinance (RBO – Section 29), Contractor Disclosure (Section 30), and Familial Relationship (attached Public Act 101-0544) of the Instruction to Bidders, and has included or provided a certified document list all cumulative campaign contributions made within the past twelve months, to any current or county-wide elected officer, and ownership interest in entity greater than five percent and compliance with Public Act 101-0544.*

B. For purposes of this offer, the terms Offerer, Bidder, Contractor, and Vendor are used interchangeably.

II. In submitting this Offer, the Vendor acknowledges:

A. All bid documents have been examined: Instructions to Bidder, Statement of Work, and the following addenda: No. 1, No. 2, No._____, No._____, No._____, No.____, No.____, No.____, No.____, (Contractor to acknowledge addenda here).

B. The site(s) and locality have been examined where the Service is to be performed, the legal requirements (federal, state, and local laws, ordinances, rules, and regulations), and the conditions affecting the cost, progress, or performance of the Work and has made such independent investigations, as Contractor deems necessary.

C. To be prepared to execute a contract with the Owner within ten (10) calendar days after acceptance of the bid by the Owner.

D. If a Prevailing Wage Act or Davis Bacon Act is required for the project, the responsive bidders must include with their bid a separate sheet showing trades to be employed and wage rates to be paid

III. **BID FORM -** The Contractor agrees to furnish all labor, materials, equipment, insurance, etc. necessary for the delivery of color orthophotography and color oblique imagery per bid specifications for:

A TOTAL LUMP SUM OF: Seven hundred forty six thousand five hundred-fifty dollars **$** 746,550

ADDITIONAL COMMENTS:

Optional 3" certified 4-band ortho Spring 2027, 2029, 2031 pricing included in response.

By signing this Bid, the Offeror hereby certifies that they are not barred from bidding on this contract as a result of a violation of either Section 33E-3 or 33E-4 of the Illinois Criminal Code of 1961, as amended. The awarding of any contract resulting from this Bid will be based upon the funding available to Kane County, which may award all or part of this project. The terms of the Bid and the response shall be incorporated by this reference as though fully set forth into the Contract, notwithstanding any language in the contract to the contrary. In the event of any conflict between the terms of the Contract and the terms of the Bid and the response, the terms of the Bid and the response shall govern. Every element or item of the Bid and the response shall be deemed a material and severable item or element of the contract. The contract term will begin upon signing for three (3) flights (2026, 2028, and 2030) over six (6) year periods. Each flight will be paid twice over two (2) years. **AN AUTHORIZED REPRESENTATIVE OF THE COMPANY OR ENTITY RESPONDING TO THE BID AND THE RESPONSE SHALL SIGN THIS SECTION.**

Signature Robert J. Locke Typed Signature Robert Locke, President

Company Pictometry International Corp. dba EagleView

Address/City/State 25 Methodist Hill Drive, Rochester, NY 14623

Phone # (585) 486-0093 Fax # (585) 486-0098

Federal I.D./Social Security # 16-1595473 Date 4/21/2025

ACCEPTANCE

The Offer is hereby accepted for the **OBLIQUE IMAGERY**

The Vendor is bound to provide the services and materials listed by the attached contract and based upon the Invitation to Bid, including all terms, conditions, specifications, and amendments, and the vendor's offer is accepted by the County of Kane.

This contract shall henceforth be referred to as Contract Number ***25-019-TK***. The Vendor has been cautioned not to commence any billable work or to provide any supplies or services until said vendor receives a purchase order and or notice to proceed.

_____ _____

Corinne Pierog, MA., MBA Date
Chairman, County Board
Kane County, Illinois

VENDOR CERTIFICATION

This information is collected for reporting purposes only and will not have any influence on vendor selection. It is required by the State of Illinois. Please check any of the following boxes that apply to the ownership of your firm.

- ☐ Minority-owned Business (MBE)
- ☐ Woman-owned Business (WBE)
- ☐ Business Enterprise Program (BEP)
- ☐ Small Disadvantaged Business (SDB)
- ☐ Kane County Local Business
- ☐ Veteran-owned Business Enterprise (VBE)
- ☐ Service-Disabled Veteran-owned Business Enterprise (SDVBE)
- ☐ Veteran-owned Small Business (VOSB)
- ☐ Persons with Disabilities-owned Business Enterprises (PDBE)
- ☑ N/A – These categories do not apply to my business

Please Note: It is required that you check at least one box.

4/22/2025

Tim Keovongsak
Kane County
CPPB
719 S. Batavia Ave, Bldg A, Rooms 211, 212, & 214
Geneva, IL 60134

Dear Tim Keovongsak,

On behalf of Pictometry International Corp. (a member of the EagleView family of companies), thank you for the opportunity to present our response to ITB #25-019-TK for Oblique Imagery. We are excited to offer Kane County our industry-leading aerial imagery and data solutions, designed to enhance decision-making and operational efficiency across your government operations.

EagleView has been a trusted provider of digital mapping and high accuracy aerial imagery solutions since 2001. Having delivered products and services to Kane County and similar clients for 25 years, we feel confident that EagleView has demonstrated the commitment to excellence expected of a trusted vendor. Highlights of our proposal include:

Enhanced decision-making: Our 1" resolution imagery allows for precise analysis and planning, reducing uncertainty and improving the accuracy of decisions.

Comprehensive disaster coverage: The DRP provides critical support during emergencies, ensuring rapid access to high-quality imagery for effective disaster response and recovery.

Access to historical and neighboring imagery: Gain valuable insights from historical data and neighboring county imagery, accessible via our CONNECT or Cloud Explorer platform.

Industry-leading platform and unique integrations: Our web-based imagery viewing software provides licensed users with unlimited views and the ability to measure and analyze both ortho and oblique imagery in conjunction with other GIS data. CONNECT has established integrations with Esri ArcGIS products, and many widely used CAMA, CAD, and 911 software. EagleView has **unique** oblique integrations with DEVNET and Intrado.

We believe that EagleView's combination of advanced technology, extensive experience, and commitment to excellence make us the ideal partner for Kane County. Our solutions are tailored to meet your specific needs, providing seamless integration with existing systems and access to historical and neighboring county imagery.

We look forward to the opportunity to further discuss how EagleView can support Kane County in achieving its vision and goals. Thank you for your consideration.

Regards,

Trent Pell, GISP
District Sales Manager
(812) 239-9094
trent.pell@eagleview.com

Robert Locke
President
(585) 487-1538 x4238
bob.locke@eagleview.com

Table of Contents

Executive Summary 5
1.General 10
2. Image Specifications *12*
3. Software *14*
4. Ownership *18*
5. Camera and Aircraft *18*
6. Flight Plan *19*
7. Other Technical Considerations *20*
8. Optional Considerations *23*
9. Additional Information *28*
VI. SPECIAL PROVISIONS: *29*
Instructions and Requirements 31
A. Rectified Color Oblique Imagery and Color Orthophotography *31*
B. Third-Party Integration *31*
C. Public facing website hosted by vendor *36*
D. Custom Analysis Tools (250 concurrent logins) *37*
E. Flying Condition *38*
F. Disaster Flights *38*
G. Total Cost *38*
Proof of Insurance 40
References and Contact Information 41

Executive Summary

EagleView combines imagery that reveals the finest and most crucial details with computer vision to help identify insights into any location from anywhere. By delivering timely, comprehensive answers to complex questions, we help professionals across various industries improve people's lives and make informed decisions.

Founded in 2000, Pictometry International Corp. pioneered the acquisition of georeferenced, oblique aerial imagery. Pictometry's patented camera system, which captures oblique and orthogonal imagery simultaneously, is the only one to receive U.S. Geological Survey certification. In January 2013, Pictometry International Corp. merged with Eagle View Technologies, Inc., a provider of aerial roof measurements and property data reports.

At EagleView, we have become the unparalleled provider of aerial data and measurement and analytical tools through proprietary software and partner integrations. With a growing fleet of 100+ aircraft and a library of over 3 billion images, we deliver more coverage and third-party integrations than any other aerial imagery provider.

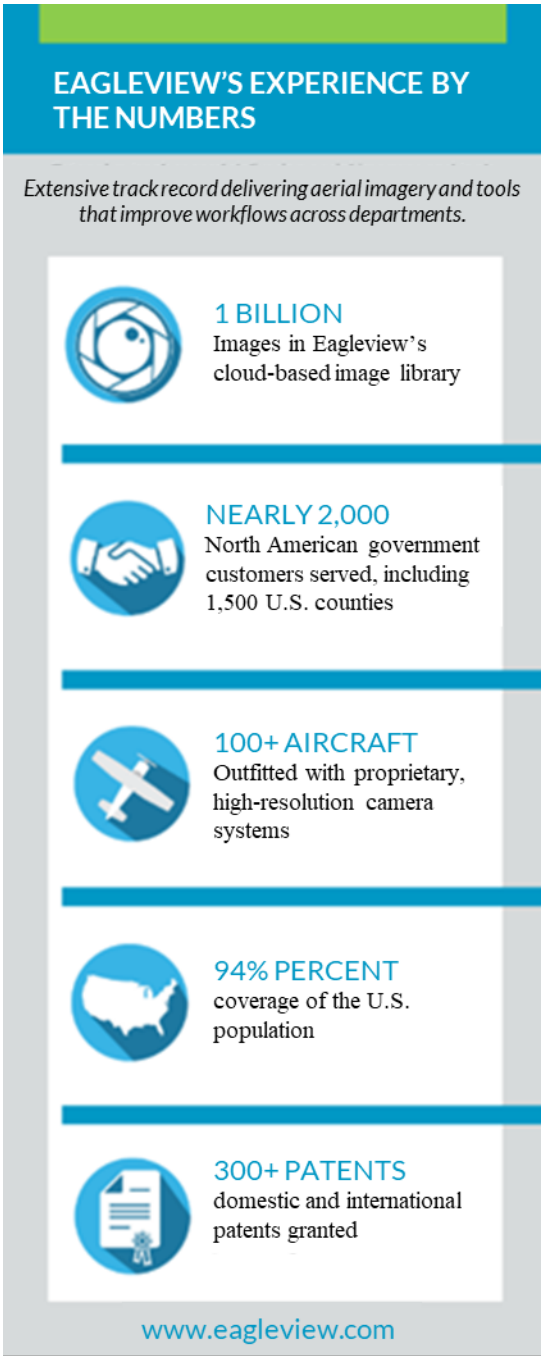

Understanding Your Vision

We admire Kane County for the strong technology foundation you have built, maintained, and continuously enhance. At the same time, we understand the need to continue to support the taxing entities and property owners of the County. Accurate and quality digital aerial imagery and data will provide critical information to support these initiatives, and EagleView has prepared a state-of-the-art offer to continue to support these services and provide the latest technology along with accurate and quality data to your users.

The County needs high-quality aerial imagery, an image viewing platform, change detection, and updated planimetrics that will increase efficiency across government operations and better inform constituents. Easy access to orthogonal and oblique imagery, data, and derived products will give all partnering agencies critical insights for analysis, planning, and taking action. With extensive experience providing these enterprise-wide solutions to government customers, EagleView stands ready to deliver trusted solutions that meet your preferred requirements noted in this RFP.

We acknowledge that the following are a few critical areas for Kane County. We are confident we will provide imagery, data, image viewing solutions, and resources that will enable you to meet your vision.

- Inform and improve decision making
- Seamless access to imagery
- Access to historical and neighboring county imagery
- Seamless integration with existing software

EagleView for GIS

EagleView has worked with government customers across North America for two decades and worked with dozens of GIS organizations. At the core, our solutions help customers better visualize GIS data layers with orthogonal and oblique imagery for better planning and decision-making. GIS customers can enhance workflows with EagleView imagery and insights to:

- Use high-resolution imagery as an authoritative base map
- Maintain parcel data on orthogonal and oblique imagery
- Verify building outlines
- Apply GIS data layers to oblique imagery to view structure data from all four sides
- Maintain asset inventory and enable remote asset management
- Maintain accurate addressing for first responders and dispatch teams

Delivering Your Solution

In response to this RFP, EagleView has built a custom solution designed to support the County in the capture of color orthophotography and color oblique Imagery for the Kane County GIS Department. Our aim is to offer 1" ortho imagery and oblique imagery every other year, with an additional option for off-year frequent ortho captures.

EagleView is uniquely positioned to offer the County enhanced aerial imagery. EagleView's 1" resolution imagery is an industry-leading benefit available to the County, providing enhanced detail, taking users from guessing to knowing.

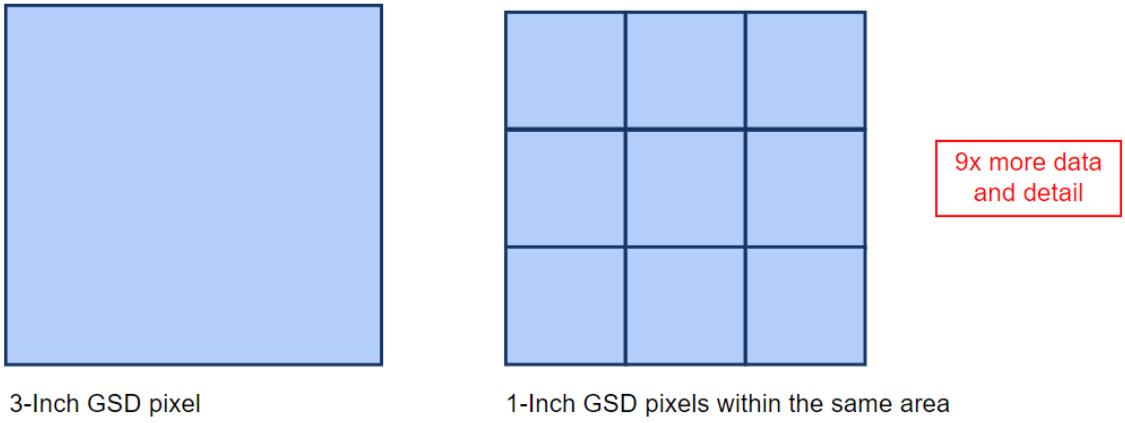

1" GSD Ortho Imagery

To support government agencies when they need imagery for more than visualization, especially at specific standards or accuracy requirements, EagleView offers an Orthomosaic with accuracy and clarity to support a wide range of government functions.

EagleView has developed and utilizes an innovative workflow encapsulating flight planning, capture, and final image enhancements to produce ultra high-resolution mosaics. This allows users to extract

measurements that can serve as the foundation of various GIS and other applications, including 3-D modeling and change detection.

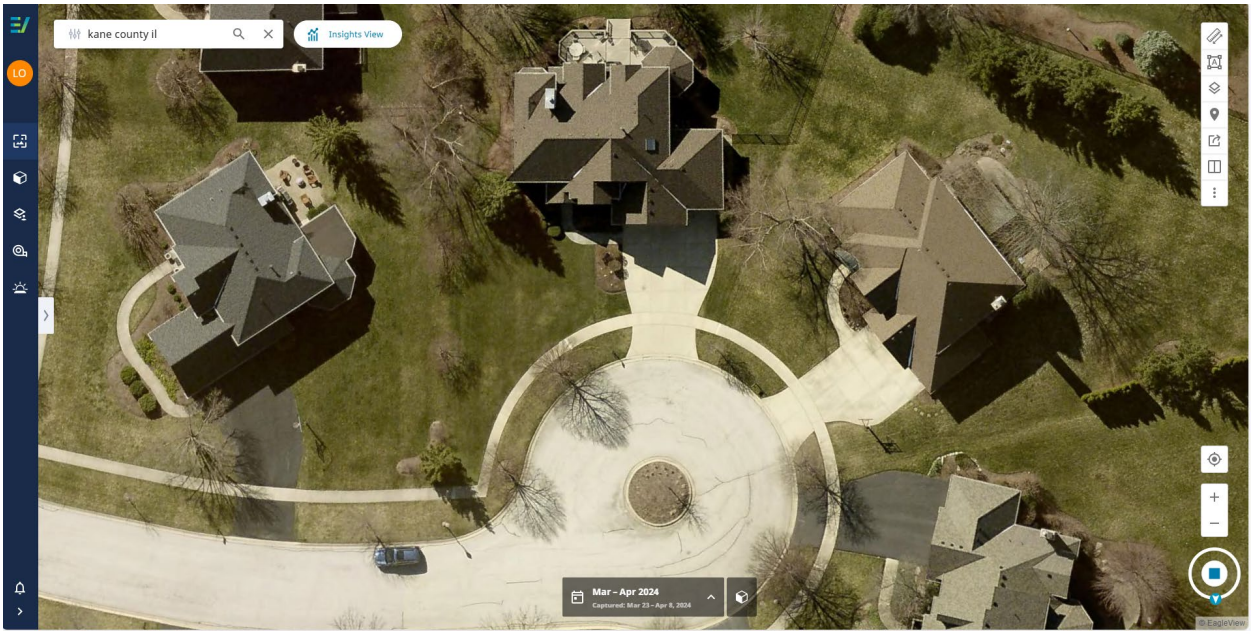

Confidence in detailed imagery. *GIS and Planning professionals have increased confidence when making decisions and extracting planimetric features.*

1” GSD Oblique Imagery

EagleView captures oblique imagery at angles of 40 to 45° from the north, south, east, and west to offer a 360° view of every property and parcel. Every pixel in EagleView’s oblique and ortho imagery is georeferenced, giving users the ability to interact with, measure, and extract data from these actionable images. Within EagleView Cloud Explorer, users can pan, zoom, and measure distance, angle, area, width, length, and height (for obliques only).

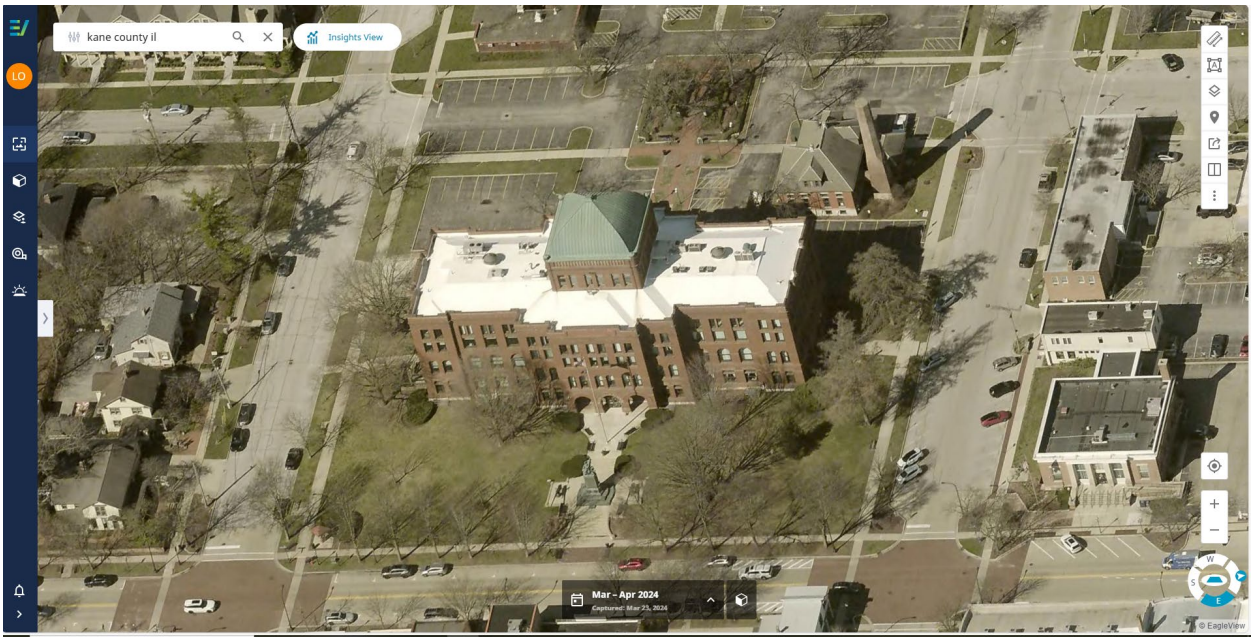

1" Imagery. *EagleView has provided sample use cases for the County's consideration.*

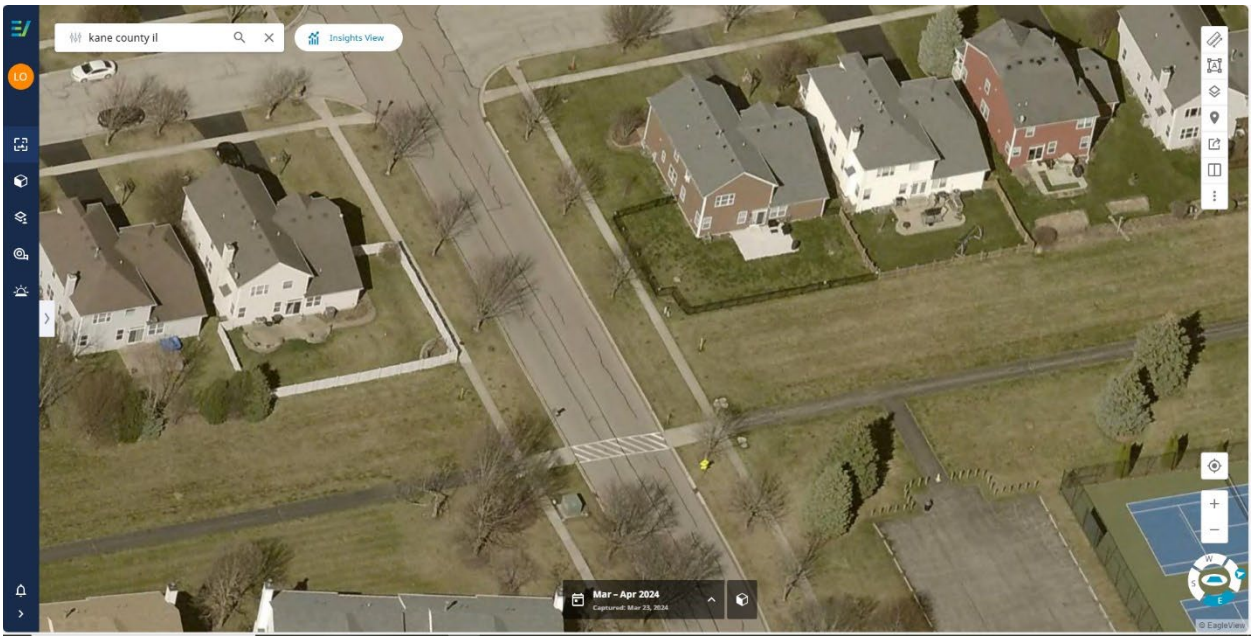

1" Imagery. *EagleView has provided sample use cases for the County's consideration.*

1" Imagery. *EagleView has provided sample uses cases for the City's consideration.*

1.General

A. **How many clients have you collected color orthophotography and color oblique imagery? Who are your typical oblique customers? List the total number of customers in each category (city, county, state, and federal). Include a list of similar-size county customers as a reference, including phone numbers and contacts.**

EagleView has become the leading provider of geo-referenced aerial image libraries and related software. We have served nearly 2,000 North American customers, including 1,500 U.S. counties. We have amassed imagery in all 50 states, the top 133 U.S. cities and more than 91% of the U.S. population.

As the industry leader and pioneer of digital aerial oblique imagery, EagleView is the most experienced firm worldwide with large oblique and orthogonal imagery acquisitions. We have collected more than 470 million digital aerial images. We continually enhance and advance our image capture technology to best serve our customers.

Government Level	Quantity
City	290
County	1,221
State	24
Federal	42

List of Similar Size County Customers for Reference

1.) DuPage County, IL

Contact:	Tom Ricker	
Position:	GIS Manager	
Address:	421 N. County Farm Road Wheaton, Illinois 60187	
Phone:	(630) 407-5062	
Email:	Tom.Ricker@dupageco.org	
Background:	Dupage County has been an Eagleview customer since 2007. Eagleview has delivered multiple projects to Dupage Co., including AccuPlus (high accuracy orthos and oblique imagery), standard ortho, and oblique imagery.	
Summary of most recent project:	Eagleview captured 430mi^2 of 3" GSD ortho and oblique imagery in 2023. Capture started in April 2023 and ended in April 2023; Pictometry shipped deliverables in September 2023 including ortho tiles and mosaics in TIF and MrSID format. Additionally, a summer leaf-on Near Infrared collection was collected for Dupage County in 2023. Dupage County also uses CONNECT, Pictometry's imagery viewing platform, and Pictometry ESRI Web app Builder Integration and CONNECT ImageService, including the WMS/WMTS/TMS options.	

2.) Will County, IL

Contact:	Greg Johnson	
Position:	Senior GIS Analyst	
Address:	302 N. Chicago St Joliet, IL 60432	
Phone:	(815) 740-4701	
Email:	gjohnson@willcountyillinois.com	
Background:	Will County has been an Eagleview customer since 2009. Eagleview has delivered multiple projects to Will County, certified ortho-only projects, and oblique imagery. Will County, IL has deployed Pictometry imagery to many of its' departments through Connect Explorer. Additionally, they are deploying the ortho imagery collected using the CONNECT ImageService in the WMS/WMTS/TMS formats.	
Summary of most recent project:	Below is the most recent project of note for Will County, IL. Will County has begun annual captures beginning in the Spring 2018 capture season: Spring 2023 Capture 3" certified ortho and oblique capture Capture dates 4/20/19 – 5/5/19	

3.) Tazewell County, IL

Contact:	Drake Hamm	
Position:	GIS Coordinator	
Address:	11 South Fourth St, Pekin, Illinois 61554 United States	
Phone:	(309) 478-5990	
Email:	DHamm@tazewell-il.gov	
Background:	Tazewell County has completed a couple of imagery captures with Eagleview. Including a certified ortho imagery project in 2019 and, more recently, a higher resolution project in spring 2023. Tazewell County utilizes Eagleview Connect and Connect ImageService to deploy ortho and oblique imagery to its stakeholders.	
Summary of most recent project:	Spring 2023 Capture 3"and 6" ortho and oblique capture Capture dates March 2023 – April 2023	

4.) Washington County, IL

Contact:	Sharon Mewes	
Position:	Supervisor of Assessments	
Address:	101 E. St. Louis Street Nashville, IL 62263	
Phone:	(618) 327-4800 ext. 166	
Email:	Sharon.Mewes@washingtonco.illinois.gov	
Background:	Washington County is a new customer to Eagleview. Eagleview recently delivered their first project after a Spring 2019 imagery capture. Washington County has deployed both ortho and oblique imagery to various departments.	
Summary of most recent project:	Spring 2019 capture consisted of 68 sq miles of 3" ortho and oblique imagery and 3" and 9" ortho and oblique capture Spring 2019 capture details: Capture dates 3/18/19 – 4/2/19	

B. Are there any legal issues, such as intellectual property or patent infringement issues, that we should be aware of?

EagleView does not have any legal issues that would affect the successful completion of this project.

2. Image Specifications

A. List the resolution of color orthophotography and color oblique imagery that your firm provides.

EagleView proposes the capture of high-resolution imagery at 1" GSD, with our next generation capture system. Specifications for these GSDs are detailed in the chart below:

Product: 1" GSD Ortho and Oblique Specification

1" Ortho Frame Imagery	Nominal .9" GSD Ortho Imagery Orthomosaic Resolution: .9" (Best Available Provided)
1" Oblique Imagery	Nominal 1.2" GSD oblique imagery
Orthomosaic Content Specifications (AOI)	• Typical Positional Horizontal Accuracy: 1m at a 95% confidence level • Fully automated photogrammetric orthomosaic. Imagery may contain seamlines · • Project-wide color and contrast balancing
Metadata and Reporting	Metadata: • Metadata generated that meets FGDC Standards, upon request

	• Shapefile(s) with discrete deliverable boundaries and directional metadata
Orthomosaic Deliverable Format (Online)	Access Methods: • Available via web-based viewer (CONNECTExplorer and/or Cloud Explorer) • Also available via WMS/WMTS (Image Service)

Orthomosaic Deliverable Format (Physical)	Projection/Coordinate System: Customer Selectable
	Datum: Customer Selectable
	File Format:
	• Mosaic Tiles
	  ○ Available in JPEG, GeoTiff, JPEG2000, PNG, ECW, MrSID (All Versions) with world file
	  ○ Includes separate Pictometry Map Image (PMI) trailer file
	• Project-Wide Mosaic
	  ○ Available in ECW, MrSID (All versions) format

Oblique Imagery Deliverable Format	Access method: Available via web-based viewer (CONNECTExplorer and/or Cloud Explorer)
Delivery Timeline	Best efforts to make ortho imagery available online and/or ready for physical delivery within 30 days of capture completion

B. High resolution oblique.

Our industry-leading 1" resolution imagery offering continues to push the boundaries of aerial imagery capture and is a unique offering in the market.

C. Medium resolution oblique / D. Low resolution oblique.

EagleView does not recommend capturing medium or low-resolution imagery for the County's GIS needs. Given the County's requirement for high-resolution imagery to effectively support GIS applications and better serve its constituents, Eagle View proposes the capture of 1" imagery to provide the level of clarity and detail required. A higher resolution is essential for accurate analysis and informed decision-making. EagleView proposed solution will deliver the resolution and precision necessary to fully meet the County's needs, ensuring better outcomes for both current and future use cases. **D.** Low resolution oblique.

E. Under each of the resolution sections above include at least a statement for each of the following:

EagleView proposes the capture of 1" GSD imagery for the County and has provided the parameters for our industry leading high-resolution capture.

Parameters	1" Ortho	1" Oblique
Flying Height	6500' Above Ground	6500' Above Ground
Angle Taken	18° Max Perspective	18° Max Perspective
Pixel Resolution	79 pixels per sq. foot (ortho-only)	79 pixels per sq. foot (ortho-only)
Images per sq. mile	~200 images per sq. mile (ortho-only)	~200 images per sq. mile (ortho-only)

Disk Space per sq. mile	~4.5 GB per sq. mile	~4.5 GB per sq. mile

F. Describe the accuracy of your color orthophotography and color oblique images. Include a technical description of how it relates to other data sources used in the development of the oblique images such as DEM or Ortho.

The state-of-the-art cameras, lenses and calibration systems EagleView has developed allows for the capture of oblique and orthogonal geo-referenced images. The EagleView camera system is the only oblique and orthogonal aerial capture system in America to receive the Department of Interior, United States Geological Survey (USGS) Digital Aerial Sensor Type Certification. This certification signifies that the USGS Team thoroughly evaluated the EagleView system and deemed it to be designed, manufactured, tested and supported to the level required to reliably meet the performance claims of the manufacturer when operated within the manufacturer's intended operational parameters.

EagleView's imagery has met the stringent demands of high reliability and high-quality deliverables. The system uses custom-designed lenses that have extremely flat fields of view, and which are optimized for collecting imagery during the narrow leaf-off windows of time.

EagleView will use best-available elevation data for orthorectification, which in most cases, will be open source USGS data.

G. Indicate all existing county layers required in the development of the oblique images and if they become a part of the oblique images.

If a customer-provided digital elevation model is available, EagleView will incorporate this elevation data into oblique imagery through its patented Tessellated Ground Plane (TGP) process. The TGP, like a Triangular Irregular Network, is a three-dimensional representation of the earth's surface derived from customer-provided LiDAR or open-source USGS data. The tessellation process extracts geographic coordinates and elevation data for each oblique image pixel and associates it with the corresponding position on the TGP.

3. Software

A. Describe the software that you provide for viewing of images.

EagleView's robust web-based application CONNECTExplorer enables authorized users to view, measure, and analyze aerial imagery with precision. CONNECTExplorer offers an intuitive graphical user interface that enables users to perform the required functions with ease. Tens of thousands of county and city customers use our web-based application to make informed, accurate decisions daily. No additional software or installation is required.

Our application platform has an extensive API that can be leveraged for a broader and deeper integration with other solutions. Currently, we have established integrations with various Esri products.

A few features of CONNECTExplorer that meet your requirements:

- Intuitive analysis tools to determine location, area, height, elevation, ground slope, bearing, annotations, walking distance, and more
- Access to neighborhood county images if applicable
- Access to historical imagery if available
- Ability to display and query data on County's existing GIS system
- Search functionality on customer-provided GIS layers
- Dual-pane mode to simultaneously view imagery from different years and angles to detect change
- GPS Tool to narrow in on a user's location

- Image extraction in standard file formats, including JPG, TIF, GIF, KML, and PDF
- 24/7 access to your data using secure access protocols

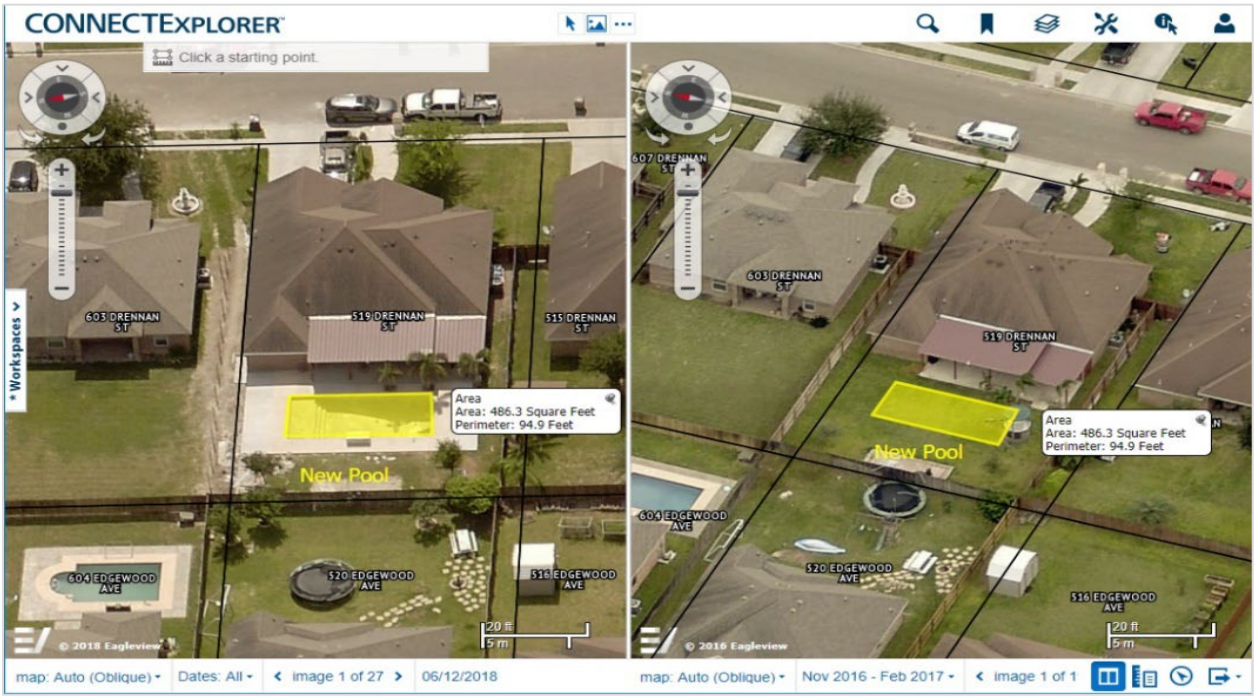

Assess property changes without a site visit. *Identify new construction, such as a pool installation, by view in historical and current imagery side by side in CONNECTExplorer. Quickly and accurately assess additions using the application's annotation and area-measurement tools.*

EagleView CONNECT to Cloud Explorer Migration

Current customers will migrate to EagleView Cloud seamlessly without losing access to CONNECTExplorer at a self-determined cadence and with the support of your Regional Technical Manager. EagleView Cloud provides:

- Orthomosaic imagery from all captures
- Historical Ortho and Oblique imagery (if applicable) collections
- All imagery collected under the terms of the Disaster Response Program

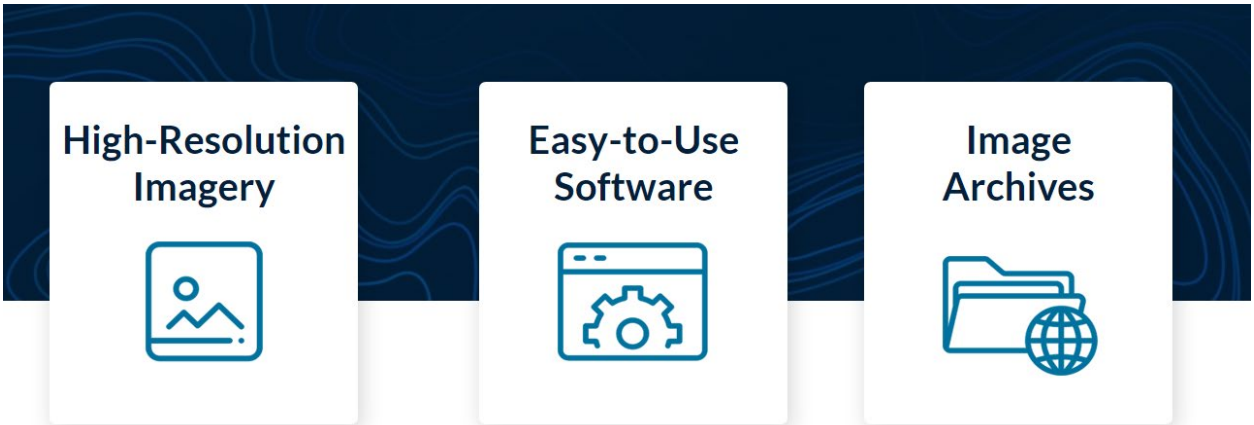

EagleView Cloud Explorer

EagleView Cloud Explorer provides easy access to EagleView imagery in an intuitive, easy-to-use web interface that allows users to efficiently view and analyze imagery.

Toolbar buttons provide fast access to application features and users can quickly locate any point of interest by panning, zooming, or with a quick search. A single click on the compass switches users to a view from an entirely different direction. Once users find their target location, they can measure, annotate, analyze and export imagery and data as a file.

Supporting the entire organization. *EagleView Cloud Explorer has an extensive list of built-in features, allowing users from varying departments with different responsibilities access to the information and imagery they need.*

EagleView Cloud Explorer includes a wide range of features for the County users, including:

View Aerial Imagery

- View overhead ortho and side-facing oblique images from a desired location.
- Access available historical imagery by selecting any previous flights on our timeline.
- Pan the current image to view the surrounding area or view a location from different directions with a single click. View more images captured from the same direction within our expansive thumbnail gallery.
- Zoom in or out to show a world view, a particular country, city, community, or neighborhood. Oblique images show neighborhoods and communities in great detail.
- Display images in two panes simultaneously (Dual Pane mode) and choose when to synchronize images in the two panes.
- Review Early Access imagery only a few days after image capture.

Search for Images and GIS Data

- Search unique criteria like address, landmark name, city, or country or search by geographic coordinates (latitude, longitude).
- Search for text and data within GIS layers.

Analyze Images with Measurement Tools

- Measure distance, height, area, elevation, slope, bearing and more.

- Save and edit measurements (for example: move points, add points, move an entire measurement, or change units of measure).

Annotate Images

- Annotate images with text, lines, circles, polygons, or markers (icons).
- Select annotation properties before or after creation.

Overlay GIS Layers

- Overlay images with available GIS data, including layers published through Esri REST map and feature services.

Turn layers on or off (including contour lines and street names).

- Group, reorder, and rename layers in the list for easier access.
- Customize the density and colors of elevation contour lines.
- Perform a spatial search using the identify tool to highlight areas of important GIS data

Export Images

- Export the image shown in the image pane as a PDF or as a graphics file (in JPEG, PNG formats).

Set User Preferences

- Set application preferences on a per-user basis.

1. *Annual maintenance cost - What is included in maintenance?*

EagleView provides customers with all-inclusive pricing for all contract deliverables, as such all maintenance costs are included.

Maintenance

Service is available 24/7 with uptime target of 99.9%. EagleView will notify the County of any planned maintenance work. Any concerns from County with regard to the schedule can be communicated to EagleView through the named contacts decided during the contracting stage. EagleView publishes a system maintenance calendar well in advance of the planned activity. It details the system maintenance date and time. The system maintenance typically requires a very minimal downtime.

2. Upgrades and technical support? Please describe each.

EagleView performs updates and upgrades to CONNECT/Cloud Explorer services and applications on an ongoing basis. Engineering, IT, and Customer Technical Services departments evaluate each update for potential customer impact. If there could be an unplanned impact on accessibility or performance, we schedule the update for a minimal use period. If an update or upgrade will cause an interruption or degradation in services or access, we post a notification on the CONNECTExplorer/Cloud Explorer login page and schedule the update or upgrade for a minimal-use period.

Customers do not need to make systems changes for updates or upgrades.

Technical Support

Customer Support – EagleView shall provide up to 10 hours of customer support, as needed, to those Advanced User participants identified by the County during the initial term of the agreement. Hours of support are 8:30 a.m. to 8:30 p.m. EST Monday through Friday at 1-855-337-1526 or Customersupport@Eagleview.com.

Technical Support – Ongoing technical support onsite can be provided by Brooke Miller-Wagemann, Regional Technical Manager who supports the County. They can be reached at Brooke.Miller@eagleview.com.

Account Support – Trent Pell will be available to the County for account direction and support at (812) 239-9094 and Trent.Pell@eagleview.com.

3. Application Programming Interface (API) / Software Development Kit (SDK)

CONNECT/Cloud Explorer imagery and tools can be seamlessly integrated into existing software using the Integrated Pictometry Application (IPA).

This Application Programming Interface (API) embeds an EagleView imagery viewer with measurement and navigational tools into a customer's existing internal web applications. For a customer's public-facing applications, the IPA embeds an imagery viewer with basic panning, zooming, and printing functionality. Hundreds of customers across the United States and Canada access their CONNECT/Cloud Explorer imagery using the IPA integration, which we have established in most major of CAMA, CAD, GIS, and E-911 systems.

4. Ownership

A. The county shall co-own the orthophotos for each flight. Will deliver in TIF and MrSid Format. The County will contribute each flight to ESRI's Community Map Program (World Imagery Map).

1. Describe your stakeholder ownership rights and usage model.

All orthogonal imagery delivered by EagleView shall be dually owned by EagleView and the County. As such, the County is free to use, reproduce and redistribute copies of the orthogonal imagery so delivered in any manner without any accounting to EagleView and EagleView is free to use, reproduce and redistribute copies of the orthogonal imagery in any manner without any accounting to the County. All oblique imagery, software, online services or other deliverables not specifically mentioned herein (the "Licensed Products") that are provided pursuant to any resulting contract shall be licensed in accordance with the applicable license agreement(s).

2. Oblique Imagery web site public access (no login) available to public on the internet.

Requires a CONNECT/Cloud Explorer subscription and license.

3. Oblique Imagery web site (login) is available to County, Township, City, and Town employees on the internet.

Kane County can add County, Township, City and Town employees as authorized users of the County's CONNECT subscription.

4. List any restrictions for use.

There are no further restrictions to disclose.

5. Camera and Aircraft

A. Describe the camera calibration you use on your oblique and orthophotography imagery equipment.

Cameras undergo a rigorous calibration process, developed by EagleView and licensed to the USGS, prior to image collection and as part of the manufacture. The calibration is performed through the capture of a series of images from prescribed locations and at varied orientations of a stationary target cage. Targets are identified in the images collected via a semi-automatic process, and a free-network bundle adjustment is performed to solve for camera interior orientation, including precise focal length, principal

point location, and radial distortion coefficients. These parameters are then incorporated into the camera model used during subsequent image processing operations. EagleView also puts each camera through its color calibration process to ensure consistent representation of ground features.

In advance of capturing data, EagleView performs an additional aerial boresight calibration on each of the systems involved in the project. An adjustment is computed to solve for the alignment between the optical axis of the camera and the internal coordinate axes of the Inertial Measurement Unit (IMU). This adjustment is then applied to the imagery captured throughout each project. Each system completes a boresight flight at regular intervals to ensure sensors have stayed in alignment.

B. Describe the Aircraft used in the oblique and orthophotography flying mission.

We maintain a fleet of 100+ aircraft, including Cessna 172 single-engine and Piper Aztec twin-engine airplanes, strategically based across the United States and Canada. This fleet allows us to logistically capture imagery in different regions simultaneously.

We train all pilots on our technology, policies, and procedures. We require flight vendors and pilots to maintain and operate aircraft in strict accordance with the regulations of the Federal Aviation Administration (FAA) and the Civil Aeronautics Board and the Civil Aviation Directorate (TCCA).

Aircraft Resources Available for Efficient Captures. *EagleView will fly a Cessna 172 single-engine aircraft (below), or Piper Aztec twin-engine aircraft (above) based on project*

Pilots follow strict procedures for automatic detection and rejection of any capture that goes beyond the parameters set forth for the project. Pilots have the authority to vector off flight lines as required by current flight conditions, air traffic, and air traffic control. In these instances, our software automatically records where the pilot suspended the flight line, allowing the pilot to later resume collection and obtain complete coverage. Depending on the needs of the customer and capture conditions, pilots can resume the flight where it was suspended, re-fly the flight line where the interruption occurred, or re-fly the sortie.

6. Flight Plan

A. Describe the flight plan to be used for this project.

EagleView will collaborate with Kane County to develop a custom flight plan that:

- Covers the area of interest (AOI) at the requested imagery resolution (GSD)
- Follows airspace rules
- Ensures safety

Flight plans consist of several flight lines, which tell pilots where to navigate, and each flight line contains waypoints that indicate when specific cameras will fire. Key components of the flight planning process include:

The Customer. The flight planning process begins with Kane County and EagleView's District Manager and Project Manager, who will work together to develop a sector map based on your AOI.

Airspace. A finalized sector map goes to Flight Planning, where the team reviews airspace classifications and possible restrictions in your AOI.

Elevation Data. Flight Planning reviews elevation data from the USGS National Elevation Dataset to generate an elevation grid and determine appropriate flight altitudes for the project.

Safety. Using elevation data, the Flight Planning team also determines whether the AOI is safe to fly. At all times, pilots must stay at least 2 miles from forward obstacles (i.e., mountains) and 0.5 miles from lateral obstacles. Aircraft must be at least 1,000 feet above ground level, and maximum altitudes must be at 12,500 and 16,000 feet above sea level, depending on the type of aircraft.

Tiering. Flight Planning groups sectors together based on airspace requirements, elevation data, and aircraft and camera system to be used. Flight Planning then generates flight lines in each of these tiers.

Special Considerations. Flight lines may extend beyond the AOI. These "look-in lines" are necessary to capture oblique imagery across the entire AOI. Additional flight lines may be flown between tiers to capture all oblique views.

Communication. Pilots load flight plans onto the aircraft computer prior to capture. Pilots or Flight Operations use these flight plans to coordinate with Air Traffic Control each day of capture.

7. Other Technical Considerations

A. Describe any other technical details critical to the successful acquisition and processing of color orthophotography and color oblique images.

Metadata Example

EagleView's metadata meets the minimum FGDC Content Standard and provides the following information with each image (excluding mosaics). The information included in our metadata is noted in the sample below:

Name of Library: i.e., MASTAT043056CommObliq3053N_080505.psi
EagleView Filename: #Warehouse:C:\MASTAT08-070-UMASS-LIB\MASTAT08-070-UMASS-WHS\MASTAT08-070-UMASS-WHS.PIW|@MASTAT041056 cluster\MASTAT043056\MASTAT043056CommObliq3053N_080505.psi
Creation Date: DDMMYear
Modification Date: DDMMYear
Search Meta Data: i.e., ShotLevel C, ImageType B, Direction N
Ortho Photo Oriented Image Data:
Left Mounted Camera:
Per Pixel Resolution:
Image Size: Average GSD
Lat/Lon of Upper Left Shot Corner:
Lat/Lon of Upper Right Shot Corner:
Lat/Lon of Lower Right Shot Corner:
Lat/Lon of Lower Left Shot Corner:
Camera Location:
Camera Altitude: In inches
Average Elevation: In inches
Camera Pitch: In degrees
Camera Roll: In degrees
Camera Azimuth: In degrees
Focal Length: In mm

Focal Plane: Width by height
Principal Point Offset: In pixels
Radial Distortion Coefficients: i.e., -6.7016970e-010, 7.4998135e-017, 9.1507763e-025
Image contains elevation information
Tessellated Ground plane vertices: Rows by columns
Tessellated Ground plane edges: i.e., are 1.200000 times the size of image edges
Thumbnail size: In bytes

Standard Imagery Post-Processing

Following daily capture, EagleView will ship Kane County's imagery to its centralized processing facility in Rochester, NY. EagleView's Geomatics team will post-process the imagery, turning the raw data into georeferenced imagery and ensuring image quality through a series of steps.

Step 1: Upon receipt, the Geomatics team will copy data from the hard drive to the server, which will automatically back up the data. Once copy is complete, EagleView's software will develop the raw images, applying color, contrast, and sharpness to each image frame.



Smoothed Best Estimated Trajectory (SBET). *The above computer model represents the path of a flight capture, which is derived from IMU and GPS data recorded during the imagery capture, and used to geo-reference imagery.*

Step 2: Using Applanix POSPac software, the Geomatics team will refine positional data by combining Inertial Measurement Unit (IMU) data with the GPS receiver's raw observables. These include pseudorange and phase, which provide the distance between the satellite and the receiver. This process will produce the Smoothed Best Estimate of Trajectory (SBET) for the flight.

Step 3: The Geomatics team will use EagleView's proprietary software to apply the trajectory data (SBET) to the imagery based on the individual time stamps associated with each image frame. Once this process is complete, images will be georeferenced (or tied to specific geographic coordinates). The location (X, Y, Z) and orientation (Roll, Pitch, Yaw) values derived from the SBET and assigned to each frame will serve as the initial exterior orientation (EO) values for the aerial triangulation phase of processing, if applicable to the project.

Step 4: The Geomatics team will review the quality of the images and inspect for potential issues related to color, camera defects, environmental conditions, capture platform anomalies, cloud cover, shadows, glare and motion blur. If images do not meet quality standards, the specialist will mark imagery for recapture. EagleView reviews imagery while aircraft are still in the project area for efficient deployment should a re-fly be necessary.

Step 5: The Geomatics team will perform a verification process to determine image-to-image and camera-to-camera accuracy. Using EagleView's proprietary software, the team will compare common points in different images. The team will check calculated coordinates for a point in one image against the coordinates for the same point in other images that cover the same location. We will investigate inconsistencies. Imagery will be reprocessed if the team identifies points that do not meet EagleView's quality standards.

Orthorectification

We will orthorectify orthophotos to remove horizontal displacement caused by terrain height variation, earth curvature, and camera-based distortions. The Geomatics team will incorporate the best available digital elevation model (DEM), geo-referenced exterior orientation values, and calibrated camera model parameters into imagery during orthorectification. Images will be rotated to point true north. The Geomatics team will use EagleView's proprietary software to ensure image pixels are the same dimension. Once orthorectified, images will have a consistent scale, allowing for accurate measurements of distance and direction.

Tessellation

EagleView will incorporate elevation data into oblique imagery through its patented Tessellated Ground Plane (TGP) process. The TGP, like a Triangular Irregular Network, is a three-dimensional representation of the earth's surface derived from customer-provided LiDAR or open-source USGS data. The tessellation process extracts geographic coordinates and elevation data for each oblique image pixel and associates it with the corresponding position on the TGP.

Preparing Final Deliverables

We will produce final deliverables once all imagery from the area of interest has been post-processed and orthorectified.

We use our proprietary software to mosaic ortho imagery and produce ortho sector tiles. Prior to production of area-wide mosaics, a member of the Geomatics team will review each tile to verify proper coverage and identify any image issues. The Geomatics team will apply equalization in the ortho mosaic process to ensure color and brightness are uniform across the mosaic.

We will copy all ortho and oblique data to a hard drive. A member of the Quality Control team will review all deliverables through a 12-step process to ensure data match your specifications. We then upload final imagery to CONNECT/Cloud Explorer and the Customer Technical Support team ships a hard drive of imagery to you, if required.

Next-Generation Imagery ("Reveal") Post-Processing

The production platform for our next-generation capture system begins with the post-processing of the Applanix POS data using SmartBase (IN-fusion) technology. The SmartBase technology uses a centralized filter approach to combine the GPS receiver's raw observables (pseudorange and phase observables) with the IMU data (tightly coupled solution). The Applanix SmartBase engine processes the raw observables from a minimum of four continuously working GPS reference stations surrounding the trajectory. The computed ionospheric, tropospheric, satellite clock, and orbital errors at all the reference stations will be used to correct for the errors at the location of the remote receiver. The SmartBase Quality Check tool is utilized to perform a network adjustment on all the baselines and reference stations in the network. Quality checks are also performed on the individual reference station observation files before the Applanix SmartBase is computed. The result of this process is that the integrity of the reference station's data and coordinates are known before the data is processed. The smoothed best estimated trajectory (SBET) is computed from the GPS track (including Kalman Filtering).

The SBET trajectory, along with the raw frame data, initial camera parameters, and any ground control points are fed into a bundle adjustment process which solves for both the exterior and interior orientations and ensures frame-to-frame alignment for both the oblique and orthogonal images. The exterior orientations are the (X, Y, Z) and orientation (Roll, Pitch, Yaw) values for each frame. The interior orientations are the camera parameters that model how light moves through the system and maps to the image plane. These values are then assigned to each image to serve as the basis for future measurements and support the ortho-rectification process.

To ensure orthophotos align to a map grid and to remove horizontal displacement caused by terrain height variation, earth curvature, and camera-based distortions, EagleView will perform orthorectification. This

process requires EagleView to use the adjusted EOs, the calibrated camera model parameters, and the available digital elevation model (DEM) plus required updates in areas of significant change. The orthorectification process requires a resampling of the imagery; a cubic-convolution method is utilized to perform this resampling.

8. Optional Considerations

A. Cost to fly using 1" inch by square mile.

EagleView's proposed solution is the capture of 1" ortho and oblique imagery project wide. We have developed a competitive cost proposal (*additional details in Section G. Total Cost, on pg. 37*) for the County to maximize their budget while obtaining industry leading imagery.

B. Cost to fly orthophotography off years.

EagleView proposes our Frequent Ortho capture as the ideal off year capture opportunity to compliment the biennial 1" ortho and oblique capture.

The EagleView Cloud – Frequent Ortho product provides access to a cost effective, high resolution orthomosaic imagery, enabling access to a higher frequency of imagery and data refreshes for EagleView customers. Our solution offers project wide 3" ortho imagery, perfectly tailored to support and elevate the County's diverse use cases, providing invaluable data for decision-making and planning.

Frequent Ortho Capture

3" Resolution	Final Orthomosaic: 3" Ground Sample Distance (GSD) Ortho Frame Imagery: 1.7" -2.8" GSD
Image bands	RGB natural color
Horizontal Accuracy	Produced to meet ASPRS Positional Accuracy Standards for Digital Geospatial Data (2014) for a 100 cm RMSEx / RMSEy Horizontal Accuracy Class which equates to Positional Horizontal Accuracy = +/- 244 cm at a 95% confidence level.
Minimum Sun Angle	>25° or +/- 2 hours from solar noon when sun angle does not reach 25° for at least 4 hours in a day. Areas containing high-rise buildings such as downtown regions as well as any supplemental flight lines for those areas should be captured as close to solar noon as possible to minimize shadows.
Cloud cover	<5% of the final mosaic area may contain visible clouds. No clouds may be visible in portions of the final mosaic which include supplemental flight lines over tall buildings.
Shadows	Shadows shall not obscure any features within the imagery. Any structures, industrial, transportation features, or terrain details must be visible and their edges clearly defined vs surrounding pixel data.
Smoke/fire	<5% of the final mosaic area may contain visible smoke. Persistent smoke, such as from a factory or powerplant is acceptable.
Snow/ice cover	< 10% of the final mosaic area may contain visible snow or ice. If present, the rooftops and walls of structures and any transportation features must be visible.

	Snow associated with recreational facilities such as ski resorts and ice-skating rinks is acceptable.
Flooding/standing water	Flooding or standing water may be visible in imagery so long as no housing, industrial, or transportation features are impacted.
Reflection/Glare	Reflection from water should be minimized, and no reflections will obscure shoreline detail.
Image Blemish, Artifacts, Noise, etc.	Imagery should be free of any defects due to hardware or image processing errors. This includes any errors related to hardware failure, data corruption, excessive image compression, or over/under exposure.
Radiometry and Color	The appearance of the final mosaic represents the color on the ground at the time of capture. Color and radiometry adjustments shall be applied so that imagery from multiple days or captures appear consistent across the mosaic.
Building lean	Supplemental flight lines are added as required to minimize building lean; no building shall obscure the transportation features within the imagery due to lean.

Offering	Cost
3” Frequent Ortho in 2027, 2029, 2031	Included with 1” ortho and oblique capture
Image Viewing and Analysis Application	Included
Imagery Integrations	Included

Optional Certified Ortho Capture

To support government agencies when they need imagery for more than visualization, especially at specific standards or accuracy requirements, EagleView offers a Certified Orthomosaic with increased accuracy and clarity to support a wide range of government functions.

The Certified Orthomosaic with TrueTouch correction is produced using a full photogrammetric methodology and workflow, and includes authoritative statements backed by licensed professionals. EagleView has developed and utilizes an innovative workflow encapsulating flight planning, capture, and final image enhancements to produce ultra high-resolution mosaics. This allows users to extract high accuracy measurements that can serve as the foundation of various GIS and other applications, including 3-D modeling and change detection.

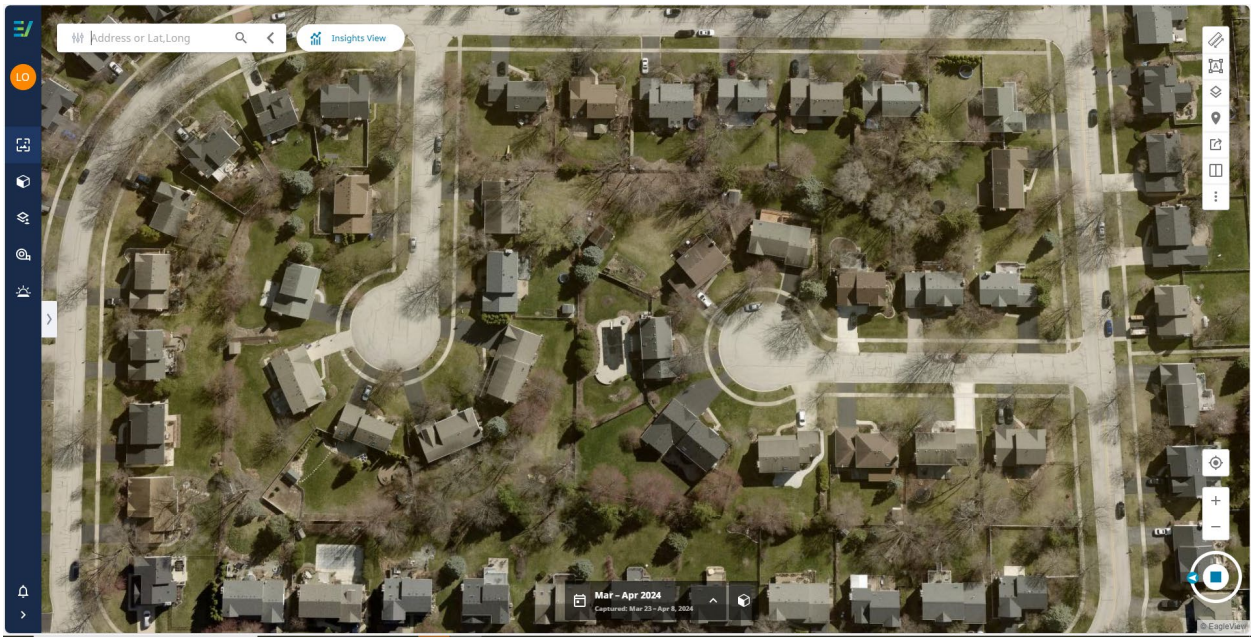

Confidence in detailed imagery. *GIS and Planning professionals have increased confidence when making decisions and extracting planimetric features.*

Key features of EagleView's Certified Orthomosaic include:

Aerial Triangulation: Produced with full photogrammetric production methodology and workflow, including automatic tie point generation software to support relative accuracy, locate like pixels in overlapping images, and alleviate misalignment between adjacent images.

Assured Positional Accuracy: Validated for geospatial accuracy by licensed Photogrammetrists, Engineers, and Surveying professionals.

Visually Enhanced Mosaics and Tiles: Visual corrections performed by a dedicated team applying enhancements to critical features, including building lean, inconsistencies, and seamlines.

Produced to Industry Standards: Compliant with Federal Geographic Data Committee (FGDC) and American Society for Photogrammetry and Remote Sensing (ASPRS) positional accuracy standards.

Checkpoint	Description
System Calibration	EagleView's sensors are calibrated for lens distortion, system geometry, color response, and accurate bore sighting.
Mission Planning	State regulation dictates professional oversight requirements for aerial mapping products. A licensed professional (i.e., engineer, surveyor, or certified photogrammetrist), when required, or the Project Manager will review the available data from client or previous project and confirm if the project parameters, reference standards, and local conditions are suitable. A ground control collection plan will be created to meet absolute accuracy specifications. Flight Plans are created with reference to ground control locations.

Flight Altitude	Flight Plans are tiered at different altitudes to allow for complete image overlaps and consistent resolution and ensure safety.
Image Acquisition	The automated flight management system performs several real-time quality checks during capture operations. The system flags images captured when the aircraft experiences excessive roll, pitch, or yaw, and immediately recaptures frames with significant glare or hot spots from solar reflection.
Receiving	Upon receipt of captured imagery, the Geomatics Team inspects images algorithmically and physically for color, camera defects, environmental conditions, capture platform anomalies, cloud cover, shadows, glint or glare, and motion blur. If images do not meet quality standards, the Team marks imagery for recapture.
Re-fly	If a re-fly is needed, EagleView dispatches pilots quickly.
AOI (Area of Interest) Coverage	The Aerial Triangulation Team evaluates the imagery for coverage of the contracted project area. The Team analyzes capture dates to ensure any differences between captures for the same AOI are used in a cohesive manner.
Equalization of Images	The Aerial Triangulation Team assesses the output of the equalization process to ensure that the color correction and balancing across the AOI for the project is adequate and that the manual correction for capture differences is limited.
Ground Control	Upon receipt of the surveyed ground control data, the Survey Operations Team verifies that the data is compliant with the project requirements. The Aerial Triangulation Team checks ground control points against the captured imagery to validate visibility and positioning.
Aerial Triangulation	The Aerial Triangulation Team better aligns images in relation to each other using an automated tie-point generation process. The Team then adjusts the locational accuracy of imagery during the triangulation process comparing imagery against surveyed ground control coordinates. The final results are reviewed and confirmed that the project meets the accuracy specifications for the contracted project.
Digital Elevation Model	The Aerial Triangulation Team compiles elevation data from multiple sources, including customer-provided data, LiDAR data, and public domain data. When identifying areas of poor elevation quality or physical change, an autocorrelated digital surface model (DSM) is derived from the imagery, updating and yielding a more accurate surface. The Aerial Triangulation Team reviews the quality of the elevation data before orthorectification for acceptability.
Building Outlines	The Aerial Triangulation Team imports building outline shapefiles to assist software processing used to mosaic images together. The building outlines serve as guides for the software to steer mosaic seamlines between images and around features. The shapefile is updated if there are missing shapes due

	to new structures or a new area of interest. The Aerial Triangulation Team also reviews building outlines to ensure the correct projection is used.
Mosaic Generation	The Aerial Triangulation Team does a high-level visual review and assures the following: • Proper AOI coverage • Proper building outlines are imported • Projections and datum are checked and verified • Exported tiles are proper size and dimension • Verification ortho images line up with surveyed ground control
Manual Corrections	The Mosaic Team inspects the mosaic to identify undesired results of the image seamline locations. They correct issues related to the following characteristics: • Buildings and bridges clipped by seamlines • Bridge distortions • Building lean • Misalignments • Blur • Glint/glare • Water differences • Color/capture time differences
Metadata	Each set of orthophoto deliverables includes XML metadata containing information about the processing, quality, and accuracy. The finalized metadata files are validated for compliance with the Federal Geographic Data Committee (FGDC) Content Standard for Digital Geospatial Metadata (CSDGM), Vers. 2 (FGDC-STD-001-1998).
Project Report	Contributions from Team members across Operations are consolidated into a final project report. Report contents are defined by State regulation requirements and can be expanded through the customer's contract products. The licensed professional reviews, and upon approval, will sign the document.
Deliverables	EagleView performs a final QA/QC check on deliverables to ensure they meet the customer's desired specifications. The team checks for the following: • Proper projections • Correct ground sample distance (GSD) • AOI has full coverage • Compression ratios correct • All associated files present • All data-in delivered is documented • Naming conventions consistent with request • Consistency of raster data in multiple GIS software • Metadata verified • Final check against surveyed ground control points • Background colors as specified

	• Visual check of data submitted to web service • Final visual check of physical deliverables • Final delivery compared to original contract specifications

Offering	Cost
Certified 3” Ortho Imagery	$88,480 per flight
Image Viewing and Analysis Application	Included
Imagery Integrations	Included

9. Additional Information

Vendors shall provide literature, operation manual, and other pertinent information on the proposed full body scanner and submit with their bid response. The County would like to utilize the Vendor’s expertise and knowledge within the specifications and or descriptions of the full body scanner sought for more efficiency, best fit system for our facility operation and cost savings.

Disaster Response Program (RapidAccess)

Kane County is eligible for DRP described below from the effective date through the second anniversary of the initial project delivery. Following payment to EagleView of amounts due with respect to each subsequent project, Customer will be eligible for the then-current DRP for a period of two years from delivery of such subsequent project. Customer must be in good standing with EagleView to maintain eligibility for DRP. Subject to EagleView resources availability.

A. Disaster Coverage Imagery at No Additional Charge – EagleView will, upon request of Customer and at no additional charge, provide standard quality imagery of up to 200 square miles of affected areas (as determined by EagleView) upon the occurrence of any of the following events during any period Customer is eligible for the DRP:

- **Hurricane:** areas affected by hurricanes of Category II and higher

- **Tornado:** areas affected by tornadoes rated EF4 and higher
- **Terrorist:** areas affected by damage from terrorist attack
- **Earthquake:** areas affected by damage to critical infrastructure resulting from earthquakes measured at 6.0 or higher on the Richter scale
- **Tsunami:** areas affected by damage to critical infrastructure resulting from tsunamis.

B. Discounted Rate – Coverage for areas affected by the events set forth above exceeding 200 square miles will be, subject to EagleView resource availability, offered to the County at the then current DRP rates. Also, coverage for areas affected by hurricanes below Category II, tornadoes below EF4 or earthquakes rated below 6.0 on the Richter scale, flooding meeting or exceeding the major flood stage, wildfires impacting population centers, or other disasters as agreed to between the customer and EagleView will be, subject to EagleView resource availability, offered to Customer at the then current DRP rates.

C. Online Services – Use of EagleView CONNECT Explorer™ – EagleView's DRP includes the use of CONNECT Explorer for a term of ninety days from the date of delivery of the DRP imagery. The CONNECT Explorer application simultaneously displays pre- and post-disaster images to aid recovery and restoration efforts.

VI. SPECIAL PROVISIONS:

Offer to Contract Form

Litigation

EagleView is unaware of any settled or active lawsuits or investigations against Eagleview, its subsidiaries, parent, or other corporate affiliates within the past five years that would impact the performance of services with Kane County

Instructions and Requirements

A. Rectified Color Oblique Imagery and Color Orthophotography

Requirement	EagleView Compliance	Detail
1. Three flights (2026, 2028, 2030) over six years. • *Each flight paid over two Years*	Full	EagleView will provide the County with three flights 2026, 2028, 2030, with the option for off-year flights. Each flight has the ability to be paid across two years.
2. Individual Oblique Color Images at Nominal GSD 3 inch (3-band)	Full	EagleView proposes the capture of 1" imagery and has designed our customized solution to align to the benefits enhanced imagery would provide to the County.
3. Individual Ortho Color Images at Nominal GSD 3 inch (3-band)	Full	EagleView proposes the capture of 1" imagery and has designed our customized solution to align to the benefits enhanced imagery would provide to the County.
4. Projection (State Plane Illinois East NAD83 Feet)	Full	EagleView imagery will be provided in State Plane Illinois East NAD83 Feet projection.
5. Tiles in TIFF format at 3 inch	Full	Tile files will be provided in TIFF format.
6. Orthophotography also delivered in MrSid format at 3 inch (county dual owns orthophotography).	Full	Ortho imagery will be provided in MrSid format. EagleView has outlined our ownership language on *pg. 17.*
7. Orthophotography images (Tiff/MrSid) delivered to county on external hard drive.	Full	Ortho imagery in TIFF/MrSid format will be provided to the County on an external hard drive.
8. Metadata for each flight.	Full	The County will be provided with the metadata for all flights.
9. Break out cost for Oblique and Orthophotography.	Full	EagleView has provided the County with a price quote as outlined.

B. Third-Party Integration

EagleView has established integrations with major CAD, most major CAMA vendors, and is a Gold Partner of good standing in the Esri Partner Network. EagleView's CONNECT/Cloud Explorer platform keeps pace with ESRI's developments, while offering backward compatibility to older applications, databases, and operating systems. This is critical to ensure that you can quickly and easily access your imagery in a manner that fits your workflow. Further, our platform provides the public unlimited

visualization-only access to EagleView-hosted custom imagery libraries via a web application or server-based integration, such as the Integrated Pictometry Application (IPA).

The IPA is a robust integration that allows customers and partners to embed an imagery viewer with EagleView oblique and ortho imagery and tools into their existing public-facing and internal web applications. CONNECT IPA has been integrated into hundreds of CAMA, GIS, and E-911 services across the United States and Canada.

In addition, our platform offers robust integration capabilities and offers standard APIs that can be leveraged integrate with County-desired current and future software applications.

1. New World Aegis (CAD) integration. Tyler Public Safety Enterprise CAD

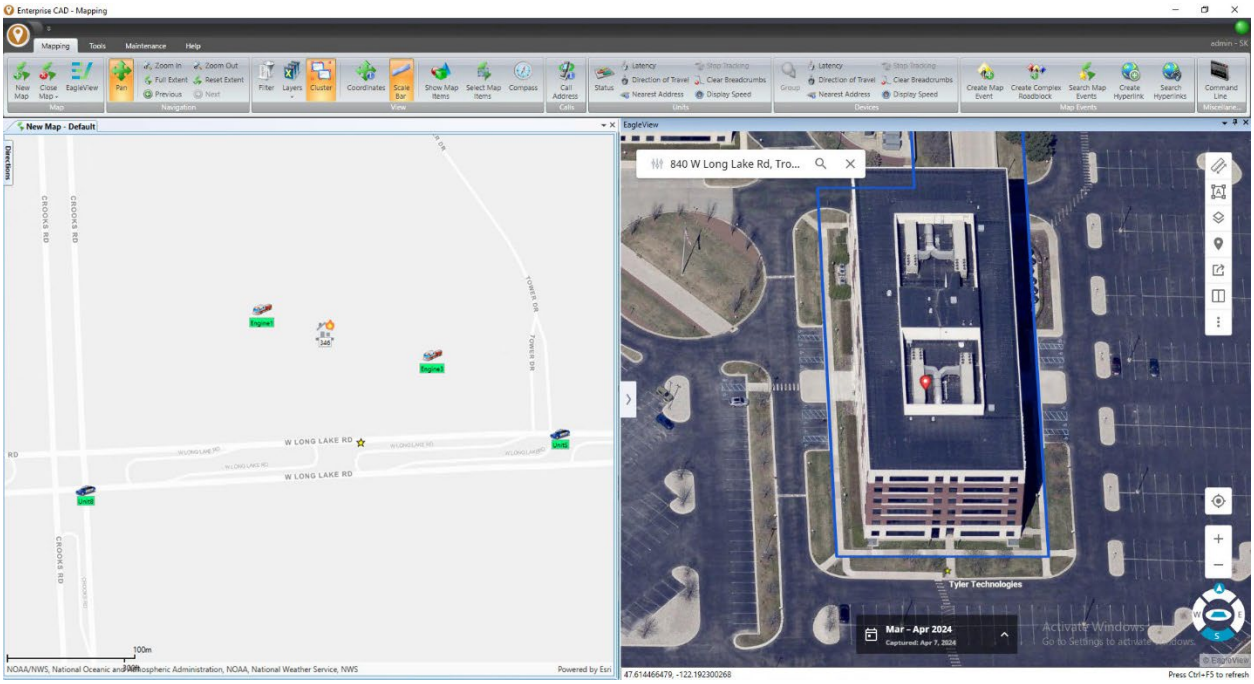

Tyler Public Safety. *The Screenshot above is the newest integration Eagleview has with Tyler Public Safety Enterprise CAD (formerly New World).*

2. Intrado (911) integration.

EagleView has an existing oblique integration with Intrado, uniquely positioning EagleView as the ideal aerial imagery provider.

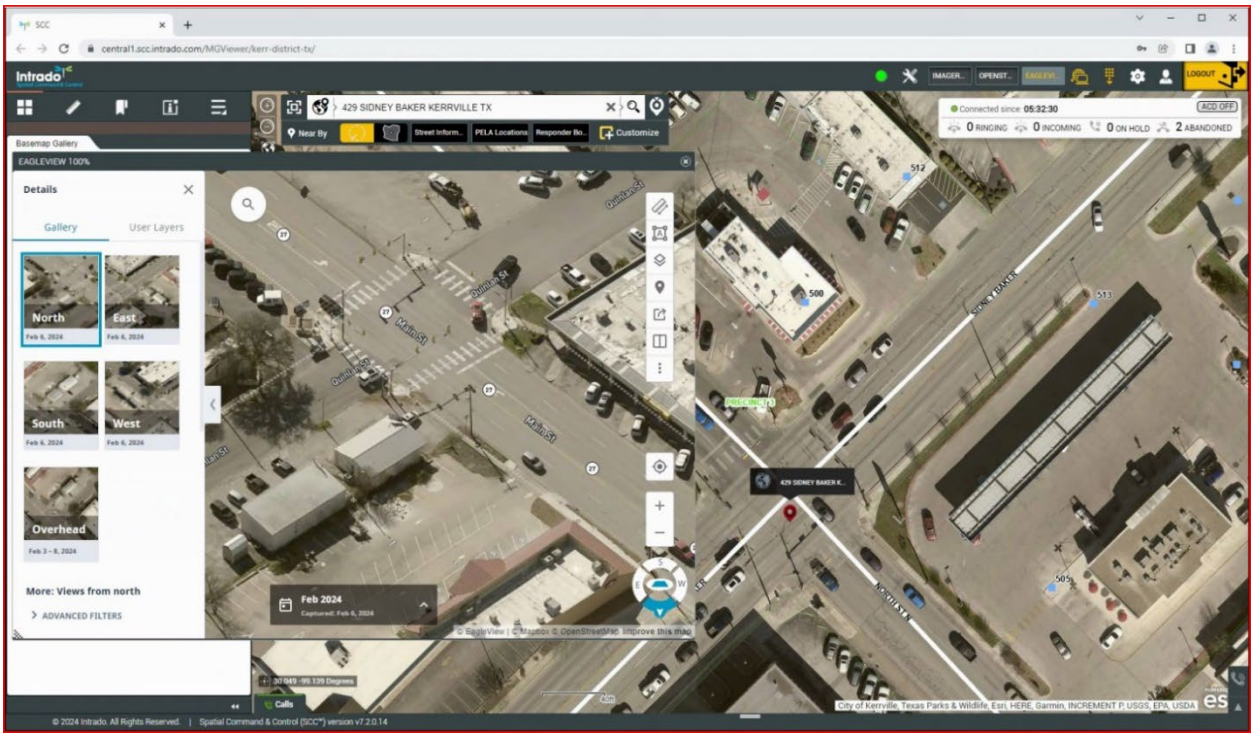

Intrado. *EagleView has an existing oblique integration with Intrado, allowing emergency services access to current imagery and updated location information.*

3. ESRI ArcMap integration.

EagleView is a Gold Partner of good standing in the Esri Partner Network. EagleView orthophotography is fully compatible with Esri applications, and EagleView produces several integrations with Esri products to accommodate oblique imagery and tools. EagleView offers integration solutions for:

- ArcGIS Desktop
- ArcGIS Server
- ArcGIS Pro
- Web AppBuilder

These integrations support location synchronization with the Esri map window to provide oblique imagery viewing, navigation and analysis, as well as GIS vector layer overlays. EagleView also provides extensive CAMA and unique third-party integrations that can support various County projects and teams.

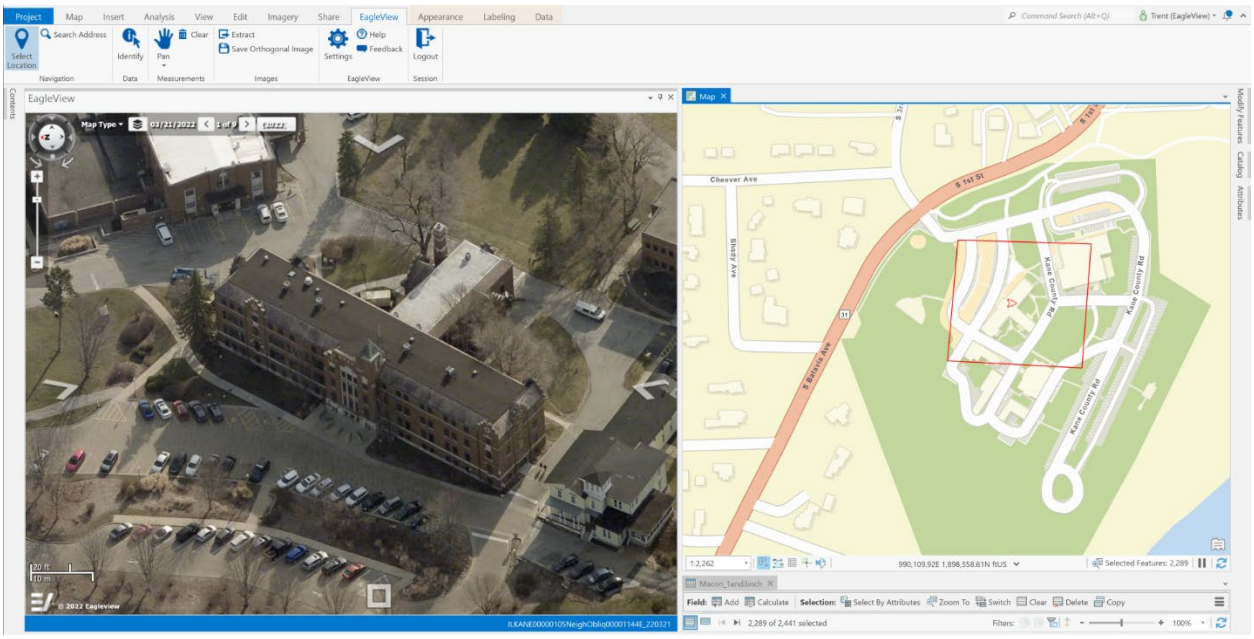

ESRI ArcMap. *EagleView orthophotography is integrated with ESRI ArcMap. and all ESRI software.*

4. ArcGIS JavaScript integration.

EagleView is a Gold Partner of good standing in the Esri Partner Network. EagleView orthophotography is fully compatible with Esri applications.

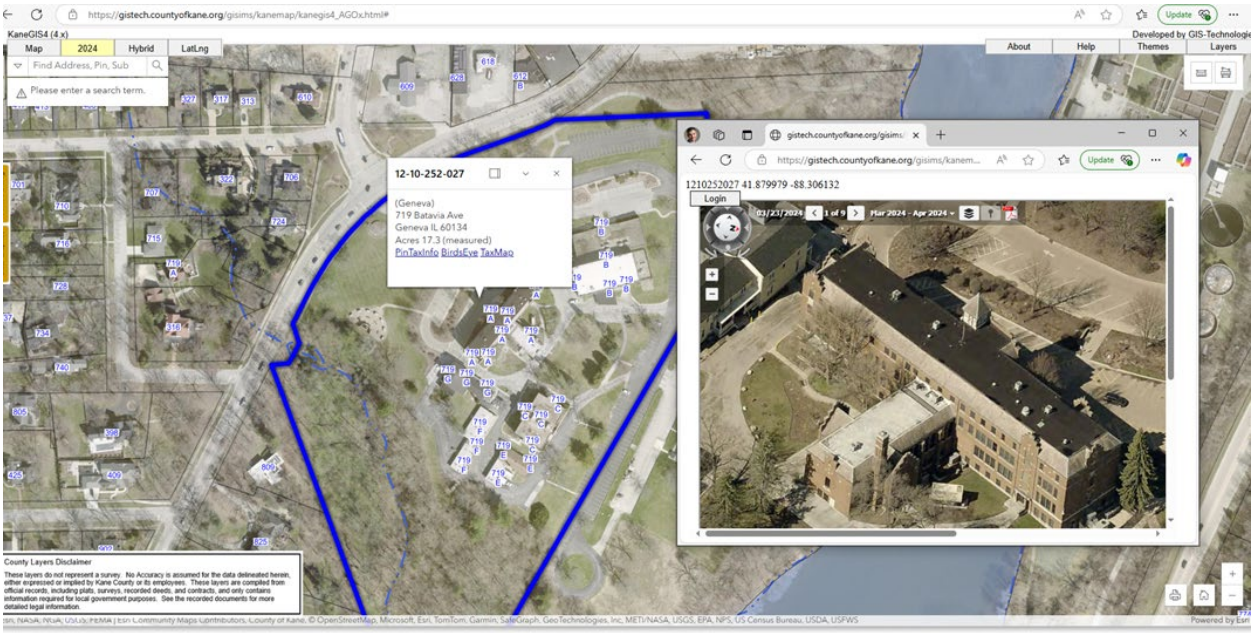

ArcGIS JavaScript. *The image above shows the existing Eagleview IPA integration within Kane County's ArcGIS JavaScript viewer website.*

5. DEVNET

EagleView has an existing unique oblique integration with DEVNET CAMA software, streamlining assessment workflows for the County users.

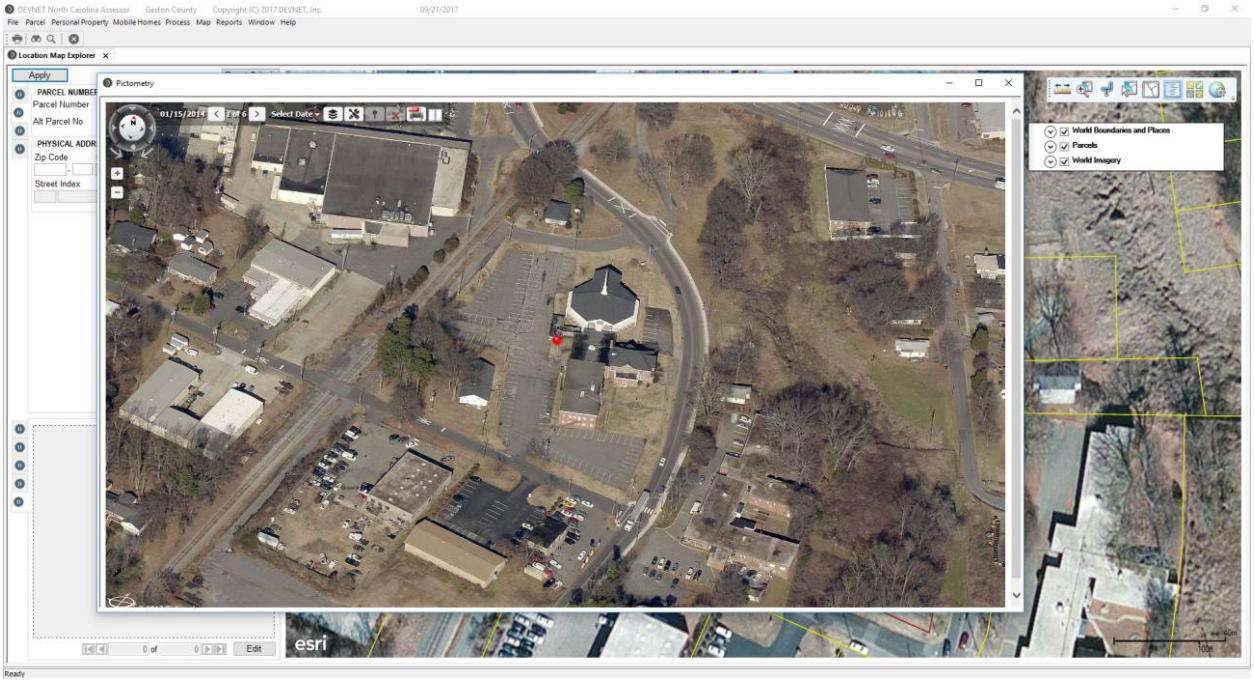

6. Mobil App

CONNECTMobile

EagleView's CONNECTMobile gives users the ability to view and interact with their imagery from the field through the iOS or Android platforms or through a browser in Windows.

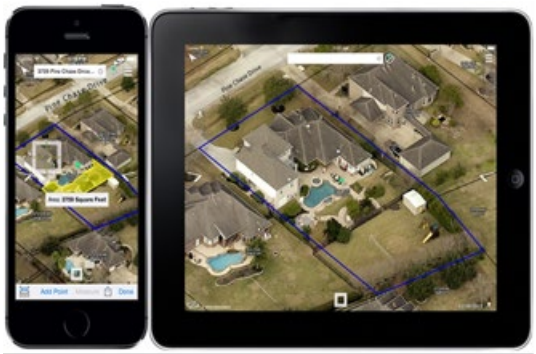

Access on the Go. *In the field, users can automatically navigate to the current location, view and query GIS data, and access measurement tools.*

CONNECTMobile gives users the ability to view and interact with their imagery from the field through the iOS or Android platforms or through a browser in Windows. Access EagleView imagery on smartphones or tablets from anywhere. The mobile application allows users to:

- Pan and zoom around the imagery
- View and query parcel data
- Overlay parcel boundaries and streets
- Use a comprehensive measurement tool set to gain valuable knowledge and detail about a property or parcel.

Cloud Explorer

Users can log in to EagleView Cloud Explorer via a web browser on both Android and iOS devices, no downloaded app is required.

The tool is designed to be optimized for mobile viewing as it considers reduced screen space and adjusts the user interface accordingly. Mobile access allows users to:

- Pan and zoom around the imagery

- View and query parcel data
- Overlay parcel boundaries and streets
- Use a comprehensive measurement toolset to gain valuable knowledge and detail about a property or parcel.

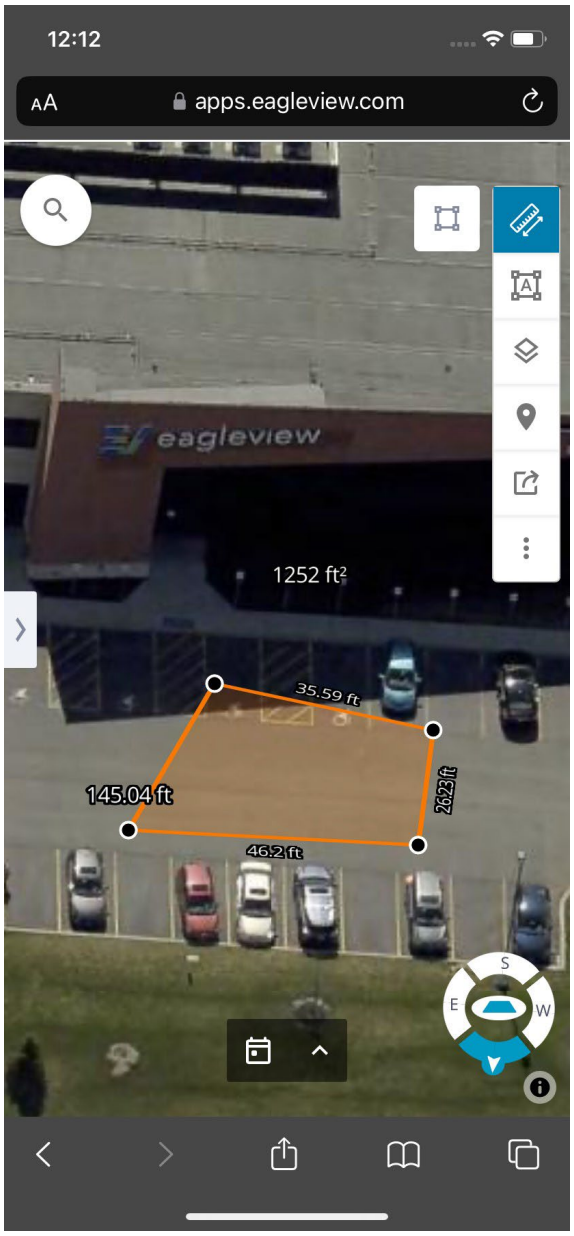

C. Public facing website hosted by vendor

1. Public facing website hosted by vendor (no login required) including historical oblique flights.

The County can publish the imagery on a public website leveraging our ConnectView API. Further, we can offer dual ownership of any orthogonal imagery delivered under the resulting contract and a perpetual

license to any oblique imagery and software. This will facilitate the use of the ortho imagery without limitation, on any public-facing website.

2. Public facing website hosted by vendor (login required) including historical oblique flights. List historical oblique flight imagery (years) available.

The County can publish the imagery on a public website leveraging our ConnectView API. Further, we can offer dual ownership of any orthogonal imagery delivered under the resulting contract and a perpetual license to any oblique imagery and software. This will facilitate the use of the ortho imagery without limitation, on any public-facing website.

D. Custom Analysis Tools (250 concurrent logins)

Through EagleView Cloud Explorer, users can view, measure, and analyze aerial imagery with precision. Thousands of government customers use EagleView imagery to make informed, accurate decisions every day, and EagleView Cloud Explorer is a dynamic and comprehensive browser-based solution for improved efficiency.

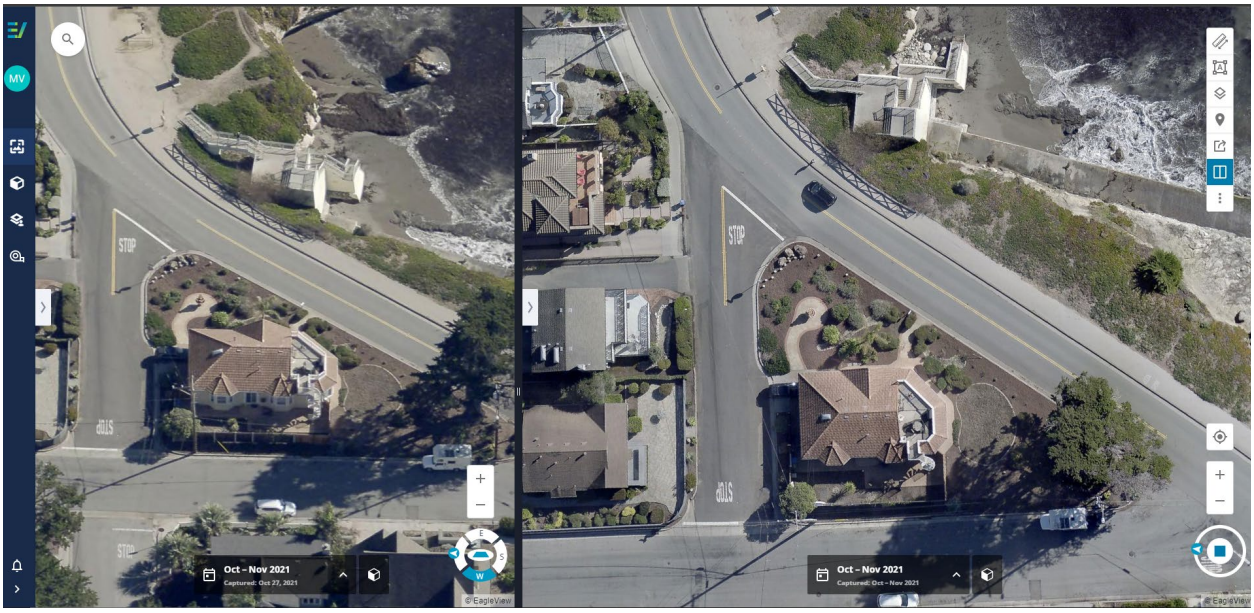

Dynamic feature lists. *EagleView Cloud Explorer includes a dynamic list of features, including Dual Pane view, so that users can make fast, informed decisions. Shown above, ortho and oblique images in the same viewer of the location in Santa Cruz, CA.*

1. Ability to attach an unlimited amount of raster or vector data to images such as parcels, addresses etc.

Cloud Explorer offers the ability to attach an unlimited amount of raster and vector data to images, enabling seamless integration of spatial datasets such as parcel boundaries, addresses, zoning layers, infrastructure networks, and more. This capability enhances image context, supports rich geospatial analysis, and allows users to visualize and interact with complex GIS data directly within the imagery environment.

2. Measure the length, width, height, and volume of any feature in an image.

Cloud Explorer enables in-depth image analysis with a powerful set of measurement tools. Users can measure key spatial attributes such as distance, height, area, elevation, slope, bearing, and more—directly

within the image. In addition, Cloud Explorer allows users to save and edit measurements for greater flexibility. This includes moving individual points, adding new points, repositioning entire measurements, and switching between different units of measurement, ensuring accuracy and adaptability across a variety of use cases.

3. Annotate images with text, lines, circles, etc., for powerful presentations and distribution.

Cloud Explorer allows users to annotate images with a variety of tools, including text, lines, circles, polygons, and markers (icons). Annotations can be customized with specific properties—such as color, size, and style—either before or after they are created, providing flexibility and control for clear and effective visual communication.

4. Click on any feature in an image to get its geo-coordinates and/or elevation.

Cloud Explorer provides robust search capabilities for locating images and GIS data. Users can search using a variety of criteria, including address, landmark name, city, country, or precise geographic coordinates (latitude and longitude). Additionally, Cloud Explorer supports advanced search within GIS layers, enabling users to find specific text and data embedded in spatial datasets. These tools streamline data discovery and enhance the efficiency of geospatial analysis.

E. Flying Condition

1. Flying conditions should be clear, no snow cover and leaf off with minimized shadows from structures.

EagleView will simultaneously capture oblique and ortho imagery in leaf-off conditions when the ground is free of snow; when rivers, streams and holding ponds are free of flooding; with minimal fog or haze; and when the sun angle is 30° or greater or during the most optimal 4-hour window.

F. Disaster Flights

Kane County is eligible for DRP described below from the effective date through the second anniversary of the initial project delivery. Following payment to EagleView of amounts due with respect to each subsequent project, Customer will be eligible for the then-current DRP for a period of two years from delivery of such subsequent project. Customer must be in good standing with EagleView to maintain eligibility for DRP. Subject to EagleView resources availability.

1. List requirements for disaster flights coverage provided at no cost or reduced rate.

EagleView will, at the request of Customer and at no additional charge, provide standard quality imagery of up to 200 square miles of affected areas (as determined by EagleView) upon the occurrence of any of the following events during any period Customer is eligible for the DRP:

- **Hurricane:** areas affected by hurricanes of Category II and higher
- **Tornado:** areas affected by tornadoes rated EF4 and higher
- **Terrorist:** areas affected by damage from terrorist attack
- **Earthquake:** areas affected by damage to critical infrastructure resulting from earthquakes measured at 6.0 or higher on the Richter scale
- **Tsunami:** areas affected by damage to critical infrastructure resulting from tsunamis.

G. Total Cost

1. All costs must be included in the total costs for any annual maintenance for software or special connections.

Eagleview is including a free upgrade from 3" to 1" for the oblique and ortho imagery flights in 2026, 2028 and 2030. Additionally, EagleView will provide a 3" standard ortho in years 2027, and 2029, and 2031 at no additional charge. Optionally, Kane County can upgrade the 3" standard ortho in years 2027, 2029, and 2031 to a certified ortho and that cost is detailed below. All software is included in the pricing listed in the table below.

Offering	Ortho & Oblique pricing	Ortho pricing	Annual price of all projects over 6 years	Total cost over 6 years
1" ortho & 1" oblique Spring 2026, 2028, 2030	$248,850.00 Per imagery capture	Included	$124,425.00	$746,550
3" standard ortho Spring 2027, 2029, 2031	N/A	Included with 1" project above	Included with 1" project above	Included with 1" project above
Optional 3" certified 4-band ortho Spring 2027, 2029, 2031	N/A	$88,480.00 per imagery capture	$168,665.00	$1,011,990

Proof of Insurance

CERTIFICATE OF LIABILITY INSURANCE

6/20/2025

DATE (MM/DD/YYYY) 6/24/2024

THIS CERTIFICATE IS ISSUED AS A MATTER OF INFORMATION ONLY AND CONFERS NO RIGHTS UPON THE CERTIFICATE HOLDER. THIS CERTIFICATE DOES NOT AFFIRMATIVELY OR NEGATIVELY AMEND, EXTEND OR ALTER THE COVERAGE AFFORDED BY THE POLICIES BELOW. THIS CERTIFICATE OF INSURANCE DOES NOT CONSTITUTE A CONTRACT BETWEEN THE ISSUING INSURER(S), AUTHORIZED REPRESENTATIVE OR PRODUCER, AND THE CERTIFICATE HOLDER.

IMPORTANT: If the certificate holder is an ADDITIONAL INSURED, the policy(ies) must have ADDITIONAL INSURED provisions or be endorsed. If SUBROGATION IS WAIVED, subject to the terms and conditions of the policy, certain policies may require an endorsement. A statement on this certificate does not confer rights to the certificate holder in lieu of such endorsement(s).

PRODUCER
Lockton Insurance Brokers, LLC
CA License #OF15767
Three Embarcadero Center, Ste. 600
San Francisco CA 94111

CONTACT NAME:
PHONE (A/C, No, Ext):
FAX (A/C, No):
E-MAIL ADDRESS:

INSURER(S) AFFORDING COVERAGE	NAIC #
INSURER A : National Fire Insurance Co of Hartford	20478
INSURER B : The Continental Insurance Company	35289
INSURER C :	
INSURER D :	
INSURER E :	
INSURER F :	

INSURED
1362424
EagleView Technologies, Inc.
Pictometry International Corp.
25 Methodist Hill Drive
Rochester NY 14623

COVERAGES **CERTIFICATE NUMBER:** 16712686 **REVISION NUMBER:** XXXXXXX

THIS IS TO CERTIFY THAT THE POLICIES OF INSURANCE LISTED BELOW HAVE BEEN ISSUED TO THE INSURED NAMED ABOVE FOR THE POLICY PERIOD INDICATED. NOTWITHSTANDING ANY REQUIREMENT, TERM OR CONDITION OF ANY CONTRACT OR OTHER DOCUMENT WITH RESPECT TO WHICH THIS CERTIFICATE MAY BE ISSUED OR MAY PERTAIN, THE INSURANCE AFFORDED BY THE POLICIES DESCRIBED HEREIN IS SUBJECT TO ALL THE TERMS, EXCLUSIONS AND CONDITIONS OF SUCH POLICIES. LIMITS SHOWN MAY HAVE BEEN REDUCED BY PAID CLAIMS.

INSR LTR	TYPE OF INSURANCE	ADDL INSD	SUBR WVD	POLICY NUMBER	POLICY EFF (MM/DD/YYYY)	POLICY EXP (MM/DD/YYYY)	LIMITS	
A	X COMMERCIAL GENERAL LIABILITY CLAIMS-MADE / X OCCUR GEN'L AGGREGATE LIMIT APPLIES PER: POLICY / PRO-JECT / X LOC OTHER:	Y	N	6078602551	6/20/2024	6/20/2025	EACH OCCURRENCE	$ 1,000,000
							DAMAGE TO RENTED PREMISES (Ea occurrence)	$ 1,000,000
							MED EXP (Any one person)	$ 15,000
							PERSONAL & ADV INJURY	$ 1,000,000
							GENERAL AGGREGATE	$ 2,000,000
							PRODUCTS - COMP/OP AGG	$ 2,000,000
								$
A	AUTOMOBILE LIABILITY X ANY AUTO OWNED AUTOS ONLY / SCHEDULED AUTOS HIRED AUTOS ONLY / NON-OWNED AUTOS ONLY X Comp/Coll Ded $1,000	Y	N	6078602548	6/20/2024	6/20/2025	COMBINED SINGLE LIMIT (Ea accident)	$ 1,000,000
							BODILY INJURY (Per person)	$ XXXXXXX
							BODILY INJURY (Per accident)	$ XXXXXXX
							PROPERTY DAMAGE (Per accident)	$ XXXXXXX
							Hired Comp. Ded	$ 100
B	X UMBRELLA LIAB / X OCCUR EXCESS LIAB / CLAIMS-MADE DED / RETENTION $	Y	N	6078602565	6/20/2024	6/20/2025	EACH OCCURRENCE	$ 25,000,000
							AGGREGATE	$ 25,000,000
								$ XXXXXXX
B B	WORKERS COMPENSATION AND EMPLOYERS' LIABILITY ANY PROPRIETOR/PARTNER/EXECUTIVE OFFICER/MEMBER EXCLUDED? Y/N: N (Mandatory in NH) If yes, describe under DESCRIPTION OF OPERATIONS below	N / A	N	6078602520 (AOS) 6078602534 (CA)	6/20/2024 6/20/2024	6/20/2025 6/20/2025	X PER STATUTE / OTH-ER	
							E.L. EACH ACCIDENT	$ 1,000,000
							E.L. DISEASE - EA EMPLOYEE	$ 1,000,000
							E.L. DISEASE - POLICY LIMIT	$ 1,000,000

DESCRIPTION OF OPERATIONS / LOCATIONS / VEHICLES (ACORD 101, Additional Remarks Schedule, may be attached if more space is required)
County of Kane is an Additional Insured with respect to liability arising out of the operations of the insured and to the extent provided by the policy language or endorsement issued or approved by the insurance carrier.

CERTIFICATE HOLDER

16712686
County of Kane
719 S. Batavia Ave, Bldg A
Geneva IL 60134

CANCELLATION See Attachments

SHOULD ANY OF THE ABOVE DESCRIBED POLICIES BE CANCELLED BEFORE THE EXPIRATION DATE THEREOF, NOTICE WILL BE DELIVERED IN ACCORDANCE WITH THE POLICY PROVISIONS.

AUTHORIZED REPRESENTATIVE

© 1988-2015 ACORD CORPORATION. All rights reserved.

References and Contact Information

REFERENCES
OBLIQUE IMAGERY
For
KANE COUNTY BOARD, Geneva, Illinois

List below businesses or other organizations for which you have provided comparable services within the last three years:

Offeror's Name: Pictometry International Corp. dba EagleView

1. Organization: DuPage County, IL
   Address: 421 N County Farm Road
   City, State, Zip Code: Wheaton, Illinois 60187
   Telephone Number: 630- 407-5062
   Contact Person: Tom Ricker, GIS Manager
   Description of Project: Imagery Capture Date of Project 2023
   E-mail Address: Tom.Ricker@dupageco.org
2. Organization: Will County, IL
   Address: 302 N Chicago St
   City, State, Zip Code: Joliet, IL 60432
   Telephone Number: 815-740-4701
   Contact Person: Greg Johnson, Senior GIS Analyst
   Description of Project: Imagery Capture Date of Project 2023
   E-Mail Address: gjohnson@willcountyillinois.com
3. Organization: Tazewell County, IL
   Address: 11 South Fourth Street
   City, State, Zip Code: Pekin, Illinois 61554
   Telephone Number: 309-478-5990
   Contact Person: Drake Hamm, GIS Coordinator
   Description of Project: Imagery Capture Date of Project 2023
   E-Mail Address: DHamm@tazewell-il.gov
4. Organization: Washington County, IL
   Address: 101 E. St. Louis Street
   City, State, Zip Code: Nashville, IL 62263
   Telephone Number: (618) 327-4800 ext. 166
   Contact Person: Sharon Mewes, Supervisor of Assessments
   Description of Project: Imagery Capture Date of Project 2019
   E-Mail Address: Sharon.Mewes@washingtonco.illinois.gov

CUSTOMER NAME:	Kane County, IL
ATTN:	Kurt Lebo
CUSTOMER ADDRESS:	Kane County GIS Technologies Department 719 Batavia Ave - Building C 3rd Floor Geneva, IL. 60134
CUSTOMER PHONE:	(630) 208-3037
CUSTOMER E-MAIL:	lebokurt@co.kane.il.us

MASTER SERVICES AGREEMENT

This Master Services Agreement ("Agreement") is entered into as of the date of last signature below (the "Effective Date") by and between the Customer identified above ("Customer") and Pictometry International Corp. dba EagleView, a corporation formed under the laws of the State of Delaware, with a place of business at 25 Methodist Hill Drive, Rochester, NY 14623 ("EagleView"). Customer and EagleView may be referred to individually as "Party" and, collectively, as "Parties." EagleView will provide the Products and Services in accordance with and subject to the conditions of this Agreement during the applicable Term.

GENERAL TERMS AND CONDITIONS

1. DEFINITIONS

1.1. **"Account"** means an account created for Customer by EagleView for the purpose of providing access to the Products and Services.

1.2. "**Activation**" means the point in time when Customer has access to an Account and the Products and Services are available to Customer.

1.3. **"Authorized User"** means: (i) any employee or elected or appointed official of the Customer authorized by Customer to use the Products and Services; (ii) any additional users as may be defined in an Order Form (such as governmental subdivisions and their employees or elected or appointed officials) all of whom are considered to be agents of Customer for the purposes of Section 1.3; or (iii) a contractor of Customer, so long as Customer gives written notice of its intent to use such contractor to EagleView prior to being granted access to the Products and Services and, unless EagleView expressly waives such requirement for any individual, has entered into a written agreement with EagleView authorizing such access.

1.4. **"Confidential Information"** means any non-public information that is identified as or would be reasonably understood to be confidential and/or proprietary as disclosed by a Party ("Discloser") to another Party ("Recipient"). Confidential Information of EagleView includes, but is not limited to: (a) the Products and Services including any related software code and Documentation; (b) the terms of this Agreement including all Order Forms and statements of work, as applicable, and related pricing, and (c) EagleView's roadmaps, product plans, product designs, architecture, technology and technical information, security audit reviews, business and marketing plans, and business processes, however disclosed. Confidential Information will not include information that was (a) at the time of disclosure, through no fault of the Recipient, already known and generally available to the public; (b) at the time of disclosure to Recipient already rightfully known to the Recipient without any obligation of confidentiality; (c) disclosed to the Recipient by a third party who had the right to make the disclosure without any confidentiality restrictions; or (d) independently developed by the Recipient without access to or use of the Discloser's Confidential Information.

1.5. **"Documentation"** means the materials describing the features and functions of the Products and Services as may be updated from time to time by EagleView.

1.6. **"Fee"** means the fees charged by EagleView for the Products and Services as identified in an Order Form or an invoice issued by EagleView.

1.7. **"Intellectual Property Rights"** means all worldwide intellectual property rights whether registered or unregistered including copyrights, patents, patent applications, trademarks, service marks, trade secrets, and all other proprietary rights.

1.8. **"Malware"** means any software program or code intended to harm, destroy, interfere with, corrupt, or cause undesired effects on program files, data, or other information, executable code, or application software macros.

1.9. **"Order Form"** means a mutually agreeable order signed and dated by both Parties describing the Products and Services purchased by Customer. The Parties may enter into several Order Forms with each Order Form made part of this Agreement. In the event of a conflict between the terms of this Agreement and an Order Form, the Order Form will prevail; provided that notwithstanding anything to the contrary, no Order Form shall exist or be effective except to the extent it is governed by this Agreement.

1.10. **"Products and Services"** means EagleView's proprietary products, services and content, whether or not identified in an Order Form, developed and owned or licensed by EagleView, its Affiliates (defined as its directors, officers, employees, agents, representatives, advisors, and persons or entities which are controlled by or are under common control with EagleView), and/or their licensors.

2. ACCESS AND USE OF THE PRODUCTS AND SERVICES

2.1. **Access to the Products and Services.** Subject to Customer's compliance with the terms of this Agreement, EagleView hereby grants to Customer the right to access and use the Products and Services identified on an Order Form(s) for its internal business purpose on a limited, revocable, non-exclusive, non-transferable basis in accordance with the scope of use identified in the Order Form. Unless a different term of the license grant to Products and Services is set forth in an Order Form, the right to access and use the Products and Services for its internal business purpose during the term of any Order Form(s) is the only right granted to Customer under this Agreement and any Order Form(s). EagleView will have no liability for any loss or damage arising from Customer's failure to comply with the terms of this Agreement. EagleView will provide Customer a primary administrator Account for managing and granting access to its Authorized Users. Customer will be responsible for activating Authorized Users through use of the Account. Customer and its Authorized Users are responsible for maintaining the confidentiality of all passwords.

2.2. **Access Restrictions.** Access by Customer and its Authorized Users to the Products and Services is subject to the following conditions:

2.2.1. Customer will not access the Products and Services or Confidential Information of EagleView in a way that might adversely affect the security, stability, performance, or functions of the Products and Services.

2.2.2. Customer will not directly or indirectly: (a) resell or sublicense the Products and Services, (b) modify, disassemble, decompress, reverse compile, reverse assemble, reverse engineer, or translate any portion of the software related to the Products and Services; (c) create derivative works from the Products and Services; (d) use the Products and Services in violation of applicable law or the rights of others; (e) perform any vulnerability or penetration testing of the Products and Services; (f) cause harm in any way to the Products and Services or cause Malware to harm the Products and Services; (g) work around the Products and Services' technical limitations; (h) remove any proprietary notices from the Products and Services, software related to the Products and Services, documentation or any other EagleView materials furnished or made available hereunder; (i) access the software related to the Products and Services in order to build a competitive product or service; or (j) copy any features, functions or graphics of the software related to the Products and Services.

2.2.3. Customer will not use the Products and Services in connection with any data that: (a) may create a risk of harm or loss to any person or property; (b) constitutes or contributes to a crime or tort; (c) is illegal, unlawful, harmful, pornographic, defamatory, infringing, or invasive of personal privacy or publicity rights; (d) contains any information that Customer does not have the right to use; or (e) use the Products and

Services, or any software or documentation related to the Products and Services, in violation of export control laws and regulations.

2.2.4. Customer and its Authorized Users shall only use the Products and Services for the use and purpose set out in this Agreement, and for no other purpose.

2.2.5. EagleView may suspend the Products and Services if EagleView determines, in its reasonable discretion, that suspension is necessary to protect Customer or the Products and Services from operational, security, or other material risk, or if the suspension is ordered by a court or other tribunal. In such event(s), EagleView will provide notice of suspension to Customer as soon as reasonably practicable.

2.3. Account Use. Customer is responsible for maintaining and keeping confidential its Account information, including passwords, usernames, and email addresses. If Customer becomes aware of: (i) any violation of the terms of this Agreement by an Authorized User or unauthorized access to an Account, or (ii) any compromise to an Account including unauthorized access to or disclosure of any Account information, passwords, usernames or login credentials, then Customer must promptly suspend any relevant access and notify EagleView.

2.4. Reservation of Rights. Except for the limited rights expressly granted herein, EagleView and its Affiliates retain all right, title and interest in all Intellectual Property Rights and technology related to EagleView's proprietary Products and Services. Customer will preserve and keep intact all EagleView copyright, patent, and/or trademark notices presented in connection with the Products and Services. Customer will not assert any implied or other rights in or to any of EagleView's Intellectual Property Rights or Products and Services. From time to time, Customer may provide suggestions, ideas, enhancement requests, or other information on its use of the Products and Services ("Feedback"). Customer agrees that EagleView will have all right, title, and interest to use such Feedback without any restrictions and without any payment or other compensation to Customer.

3. PAYMENT

3.1. Fees. Customer will pay the Fees in accordance with the Illinois Local Government Prompt Payment Act (50 ILCS 505/1 (*et seq*.). EagleView will have the right to assess a late payment charge on any overdue amounts equal to the lesser of: (i) one and one-half percent (1.5%) per month, or (ii) the maximum rate allowed by applicable law. Additional or different payment terms may be set forth in the Order Form. All Fees paid pursuant to this Agreement and any applicable Order Form are non-refundable and all Products and Services ordered pursuant to an Order Form are non-cancelable, unless expressly stated to the contrary in the Order Form. If any Fees are overdue by more than thirty (30) days, EagleView may, without limiting its other rights and remedies, suspend the Products and Services until such amounts are paid in full, provided that, EagleView will give Customer at least ten (10) days' prior notice that its account is overdue.

3.2. Pricing Changes. If any Order Form is subject to renewal or extension, automatic or otherwise, EagleView may adjust the pricing for any Products and Services upon any renewal or extension of an Order Form by providing notice thereof at least ninety (90) days prior to the date for such renewal or extension.

3.3. Taxes. The Fees do not include any levies, duties excise, sales, use, value added or other taxes, tariffs, or duties that may apply to the Products and Services ("Taxes"). For clarity, EagleView is solely responsible for taxes assessable against it based on its income, property, and employees.

4. TERM AND TERMINATION

4.1. Term. The term of this Agreement will commence on the Effective Date and will remain in effect for so long as there exists an open Order Form and for a period of twelve (12) months thereafter ("Term"). After expiration or early termination, Customer will not have any access to content or any Products and Services.

4.2. Termination; Suspension. Either Party may terminate this Agreement or any Order Form upon written notice to the other Party if: (i) the non-terminating Party materially breaches this Agreement or any Order Form and fails to cure such breach within thirty (30) days of delivery of written notice; or (ii) if the other Party becomes the

subject of a petition in bankruptcy or any other proceeding relating to insolvency, receivership, liquidation, or assignment for the benefit of creditors. EagleView may suspend access to the Products and Services in the event Customer is in material breach of this Agreement and such breach has not been cured within thirty (30) days' written notice to Customer. In the event of suspension due to Customer's material breach of this Agreement, Customer will remain liable for all Fees applicable to the Term that would have been paid had access to the Products and Services not been suspended. EagleView acknowledges that this Agreement is contingent upon and subject to the availability of sufficient funds. Customer may terminate or suspend this Agreement, in whole or in part, without penalty or further payment being required if sufficient funds are not appropriated by the Kane County Board in a subsequent fiscal year for performance under this Agreement. In such event, Customer shall provide written notice to EagleView of any lack of appropriation and its election to terminate or suspend this Agreement as soon as practicable. Any suspension or termination pursuant to this subsection will be effective upon the date of the written notice unless otherwise indicated.

4.3. Effect of Termination on Fees: EagleView Breach. In the event this Agreement is terminated by Customer for a material breach by EagleView, (a) where EagleView has fully delivered imagery to Customer, no refund of fees will be made, or (b) where Customer, at the time of termination, is accessing on-line imagery and data access and/or software related to any Products and Services, EagleView will refund any unused prorated, prepaid fees for the Products and Services.

4.4. Effect of Termination on Fees: Customer Breach. In the event this Agreement is terminated by EagleView for a material breach by Customer or due to section 4.2 (ii) applying, Customer will be responsible for all Fees under any current Order Form(s).

4.5. Survival. Upon any expiration or termination of any Order Form or this Agreement, the following sections will survive with respect thereto: 2.4 (Reservation of Rights), 3 (Payment), 5 (Confidentiality), 7 (Indemnification), 8 (Limitation of Liability), and 9 (General Provisions).

5. CONFIDENTIALITY

5.1. Obligations. Each Party will hold the other Party's Confidential Information in confidence with at least as much care as it holds its own Confidential Information, and neither Party will disclose any of the other Party's Confidential Information to any third party. Each Party may use the Confidential Information solely for purposes of its performance under this Agreement, and may disclose such information to its employees, subcontractors and professional advisors only on a need-to-know basis, provided that such employees, subcontractors and professional advisors are bound by obligations of confidentiality at least as restrictive as those set forth in this Agreement.

5.2. Required Disclosure. The Recipient may disclose Confidential Information as required by court order, Freedom of Information Act request, or otherwise by law, provided that it gives the Discloser prior written notice of such disclosure (to the extent legally permitted) as well as reasonable assistance if Discloser seeks a protective order to prevent the disclosure. Any disclosure pursuant to this Section 5.2 will be restricted to include the least amount of Confidential Information necessary to comply with the law or order. All costs incurred by the Recipient in connection with complying with such order will be paid solely by the Recipient.

6. WARRANTIES

6.1. Mutual Warranties. Each Party represents and warrants to the other Party that: (i) it is an organization duly organized, validly existing and in good standing under the laws of the jurisdiction of its formation, has all requisite power and authority to carry on its business and to own and operate its properties and assets; and (ii) the individual signing this Master Services Agreement and any Order Forms has the requisite authority to bind the party to this Agreement and the Order Form, respectively.

6.2. EagleView Warranty. EagleView warrants that (i) it will provide the Products and Services with commercially reasonable care and skill; and (ii) the Products and Services will conform to the then-current Documentation in all material respects. In the event of a breach of this warranty, Customer's sole and exclusive remedy will be as described in Section 4.3 Payments Upon Termination.

6.3. Disclaimer. EXCEPT FOR EXPRESS WARRANTIES SET FORTH IN THIS AGREEMENT, EAGLEVIEW MAKES NO ADDITIONAL REPRESENTATION OR WARRANTY OF ANY KIND, WHETHER EXPRESS, IMPLIED IN FACT OR BY OPERATION OF LAW, OR STATUTORY, AS TO ANY MATTER WHATSOEVER. EAGLEVIEW EXPRESSLY DISCLAIMS ALL IMPLIED WARRANTIES OF MERCHANTABILITY, FITNESS FOR A PARTICULAR PURPOSE AND NON-INFRINGEMENT. EAGLEVIEW DOES NOT WARRANT THAT THE PRODUCTS AND SERVICES (INCLUDING ANY SUPPORT SERVICES) WILL BE ERROR FREE, WILL MEET CUSTOMER'S REQUIREMENTS, OR WILL BE TIMELY OR SECURE. CUSTOMER WILL NOT HAVE THE RIGHT TO MAKE OR PASS ON ANY REPRESENTATIONS OR WARRANTY ON BEHALF OF CUSTOMER TO ANY THIRD PARTY. TO THE MAXIMUM EXTENT PERMITTED BY LAW, THE PRODUCTS AND SERVICES AND SUPPORT SERVICES ARE PROVIDED "AS IS."

7. INDEMNIFICATION

7.1. EagleView Indemnification. EagleView will defend Customer against any claim, demand, suit or proceeding made by a third party alleging that the Products and Services infringes the intellectual property rights of such third party and will pay all costs or damages that are finally awarded by a court of competent jurisdiction (including reasonable attorneys' fees) or agreed to in a written settlement signed by EagleView; provided, however, that Customer will: (i) notify EagleView in writing within ten (10) calendar days of its receipt of notice of the claim, (ii) give EagleView sole control of the defense and settlement of the claim (except that EagleView will not settle any claim that results in liability or an admission of liability by Customer without Customer's prior written consent), and (iii) provide EagleView with all reasonable assistance, information, and authority necessary to perform EagleView's obligations under this paragraph. Notwithstanding the foregoing, EagleView will have no liability for any claim of infringement or misappropriation to the extent such claim arises from: (i) use of the Products and Services in combination with materials including software, hardware, or content not furnished by EagleView; or (ii) Customer's breach of this Agreement.

7.2. Remedies. In the event the Products and Services are held or is believed by EagleView to infringe or misappropriate any Intellectual Property Rights of a third party, EagleView will have the option, at its expense, to: (i) replace the Products and Service with a non-infringing equivalent, (ii) modify the Products and Services to be non-infringing, (iii) obtain for Customer a license to continue using the Products and Services; or (iv) terminate this Agreement or any relevant Order Form and refund any prepaid, prorated fees for the remainder of the Term. The foregoing remedies constitute Customer's sole and exclusive remedies and EagleView's sole liability with respect to any third-party infringement claim.

8. LIMITATION OF LIABILITY

8.1. Consequential Damages. TO THE EXTENT PERMITTED BY LAW, IN NO EVENT WILL EITHER PARTY OR ITS AFFILIATES BE LIABLE TO THE OTHER FOR ANY INDIRECT, INCIDENTAL, CONSEQUENTIAL, COVER, BUSINESS INTERRUPTION, SPECIAL, OR PUNITIVE DAMAGES OF ANY KIND OR NATURE, INCLUDING, BUT NOT LIMITED TO, LOSS OF USE, DATA, PROFITS, REVENUE, OR GOODWILL, WHETHER AN ACTION IS BASED IN CONTRACT, TORT, OR OTHERWISE, REGARDLESS OF WHETHER EITHER PARTY HAS BEEN ADVISED OF THE POSSIBILITY OF SUCH DAMAGES.

8.2. Limitation of Liability. EXCLUDING EITHER PARTY'S INDEMNIFICATION OBLIGATIONS PURSUANT TO SECTION 7, TO THE EXTENT PERMITTED BY LAW, THE AGGREGATE AND CUMULATIVE LIABILITY OF EITHER PARTY INCLUDING ALL THEIR AFFILIATES REGARDLESS OF THE FORM OF ACTION, WHETHER IN CONTRACT OR TORT (INCLUDING BUT NOT LIMITED TO NEGLIGENCE) WILL IN NO EVENT EXCEED THE TOTAL AMOUNT OF FEES PAID AND PAYABLE BY CUSTOMER IN THE TWELVE MONTHS PRECEDING THE ACTIONS GIVING RISE TO THE CLAIM.

9. GENERAL PROVISIONS

9.1. Export Laws. The Products and Services and derivatives thereof may be subject to export laws and regulations of the United States and other jurisdictions. EagleView and Customer each represent that it is not named

on any U.S. government denied-party list. Customer will not permit any user to access, use, export, reexport, or transfer, directly or indirectly, any Products and Services or content in a U.S.-embargoed country or region (including but not limited to Cuba, Iran, North Korea, Sudan, Syria, Crimea, or Russia) or in violation of any U.S. export law or regulation.

9.2. No Third-Party Beneficiaries. Except as specifically identified in this Agreement, nothing in this Agreement is intended to confer upon any person other than the Parties and their respective successors or permitted assigns, any rights, remedies, obligations, or liabilities whatsoever.

9.3. Independent Contractors. Nothing contained in this Agreement will be deemed or construed as creating a joint venture or partnership between any of the Parties hereto. Neither Party will have the power or authority to control the activities or operations of the other. At all times, the status of the Parties will be that of independent contractors.

9.4. Force Majeure. Except with respect to Customer's payment obligations, each Party will be excused from performance under this Agreement, will not be deemed to be in breach hereof, and will have no liability to the other Party whatsoever if either party is prevented from performing any of its obligations hereunder, in whole or in part, as a result of a Force Majeure Event. A "Force Majeure Event" means an event or occurrence beyond the control of the nonperforming Party, such as an act of God or of the public enemy, embargo or other act of government in either its sovereign or contractual capacity, government regulation, travel ban or request, court order, civil disturbance, terrorism, war, quarantine restriction, epidemic, virus, fire, weather, flood, accident, strike, slowdown, delay in transportation, electrical power outage, interruption or degradation in electronic communications systems, inability to obtain necessary labor, materials or manufacturing facilities, and other similar events. In the event of any delay resulting from a Force Majeure Event, any date of delivery hereunder will be extended for a period equal to the time lost because of the delay.

9.5. Security Assessment. Upon reasonable request, EagleView will assist Customer in its EagleView security risk assessments by completing forms and providing reports that provide Customer with generally available information relating to EagleView's information security practices. Such information will include high level overviews of implemented security measures, such as access controls, encryption, or other means, where appropriate, and will provide details relating to how Customer's Confidential Information is disclosed, accessed, processed, and stored (as applicable).

9.6. Assignment. Neither Party may assign any of its rights or obligations hereunder, whether by operation of law or otherwise, without the other Party's prior written consent (not to be unreasonably withheld); provided, however, either Party may assign this Agreement in its entirety (including all Order Forms), without the other Party's consent to its Affiliate or in connection with a merger, acquisition, corporate reorganization, or sale of all or substantially all of its assets. Subject to the foregoing, this Agreement will bind and inure to the benefit of the Parties and their respective successors and permitted assigns.

9.7. Governing Law. This Agreement will be governed by the laws of the state the Customer is located in without regard to conflict of law principles. The Parties agree that any claims, legal proceedings, disputes and litigation arising out of or in connection with this Agreement will be brought solely in the state or federal courts located in the jurisdiction in which the Customer is based.

9.8. Severability & Waiver. The failure of either Party to exercise any right or the waiver by either Party of any breach, will not prevent a subsequent exercise of such right or be deemed a waiver of any subsequent breach of the same, or any other provision of this Agreement. All waivers must be in writing and signed by the Party waiving its rights. If any section of this Agreement is held to be invalid or unenforceable, the remaining sections of this Agreement will remain in force to the extent feasible.

9.9. Notices. Notwithstanding anything to the contrary in this Agreement, notices and other communications may be given or made pursuant to this Agreement via electronic mail. Notwithstanding the foregoing, any notice concerning a material breach, violation, or termination hereof must be in writing and will be delivered: (a) by certified or registered mail; or (b) by an internationally recognized express courier or overnight delivery service. All written notices or other written communications to EagleView will be provided to the address listed above and

addressed to: ATTENTION: LEGAL DEPARTMENT. All written notices to Customer will be sent to the address identified on the Order Form and addressed to the individual signing said Order Form and will be deemed to have been duly given when delivered personally, when deposited in the U.S. mail, certified or registered mail, or when deposited with an overnight courier or delivery service. With respect to notices and other communications regarding EagleView's privacy policy, support plan, or other similar provisions, such notices will be deemed given when posted to EagleView's website (www.eagleview.com) or e-mailed to the Customer's Account administrator(s).

9.10. Execution in Counterparts. This Agreement may be executed in one or more counterparts, each of which will be deemed to be an original and all of which together will constitute only one agreement. The execution and delivery of counterparts of this Agreement by electronic mail, electronic form (including execution by way of an electronic or other signature stamp), website submission, facsimile, or by original manual signature, regardless of the means or any such variation in pagination or appearance will be binding upon the Parties executing this Agreement.

9.11. Order of Precedence. In the event of any conflict, or inconsistency among the terms and conditions contained in documents comprising the Agreement, such conflict or inconsistency shall be resolved according to the following order of precedence, with the first document listed having the highest precedence: any exhibits in the order of their attachment (for example, Exhibit A, then Exhibit B, etc.), the Order Form, and this Agreement.

9.12. Entire Agreement. This Agreement, along with the Order Form(s), and any attached exhibits, which are all incorporated into this Agreement by reference, contains the entire understanding of the Parties with respect to the subject matter hereof and supersedes all prior agreements, oral or written, and all other communications between the Parties relating to such subject matter. The Parties agree that any term or condition stated in a Customer purchase order is null and void. This Agreement may not be amended or modified except by mutual written agreement. In the event that any court holds any provision of this Agreement as null, void, or otherwise ineffective or invalid, such provision will be deemed to be restated to reflect as nearly as possible the original intentions of the Parties in accordance with applicable law, and the remaining provisions will remain in full force and effect. The unenforceability of any provision of this Agreement will not affect the validity of the remaining provisions hereof. A waiver by either Party of a breach or failure to perform hereunder will not constitute a waiver of any subsequent breach or failure.

[Signature page follows]

CUSTOMER	EAGLEVIEW
KANE COUNTY, IL	PICTOMETRY INTERNATIONAL CORP. DBA EAGLEVIEW
	a Delaware corporation
SIGNATURE:	**SIGNATURE:**
NAME:	**NAME:**
TITLE:	**TITLE:**
EXECUTION DATE:	**EXECUTION DATE:**

EXHIBIT A
AGREEMENT NON-STANDARD TERMS AND CONDITIONS

The terms and conditions of this Exhibit A include all mutually agreed upon changes to the terms and conditions of this Agreement. In the event of any conflict, or inconsistency among the terms and conditions contained in documents comprising the Agreement, such conflict or inconsistency shall be resolved according to the following order of precedence, with the first document listed having the highest precedence: any exhibits in the order of their attachment (for example, Exhibit A, then Exhibit B, etc.), the Order Form, and this Agreement.

Not applicable to this Agreement.

[Remainder of page intentionally left blank]

ORDER FORM

CUSTOMER NAME:	Kane County, IL
ORDER FORM TERM (DURATION):	6 year(s)
ORDER FORM EFFECTIVE DATE:	
MASTER SERVICES AGREEMENT EFFECTIVE DATE: This Order Form is governed by the terms and conditions of the Master Services Agreement with the effective date listed between Pictometry International Corp. dba EagleView and Kane County, IL.	

ORDER #
LC-10012264

BILL TO
Kane County, IL
Kurt Lebo
Kane County GIS Technologies Department 719 Batavia Ave - Building C 3rd Floor Geneva, IL. 60134
(630) 208-3037
lebokurt@co.kane.il.us

SHIP TO
Kane County, IL
Kurt Lebo
Kane County GIS Technologies Department 719 Batavia Ave - Building C 3rd Floor Geneva, IL. 60134
(630) 208-3037
lebokurt@co.kane.il.us

CUSTOMER ID	SALES REP	REFRESH FREQUENCY
A1205615	Trent Pell	Annual

REFRESH 1		
QTY	**PRODUCT NAME**	**PRODUCT DESCRIPTION**
1	EagleView Cloud - Physical Delivery - Orthomosaic - 1in	Provides an offline copy of the orthomosaic tiles and mosaics at the GSD specified in the EagleView Cloud once per refresh. Files to be provided in industry standard formats selectable by the customer with delivery made via online download or physically via a hard drive media.
2	EagleView Cloud - Capture History	Includes access to historical ortho and oblique frame imagery from the EagleView archive. Quantity represents the number of calendar years of archive imagery available in EagleView Cloud.
1	EagleView Cloud - Comprehensive Integration Bundle	Provides activation of integrations between the EagleView Cloud platform and compatible customer environments (including compatible CAMA providers, 911/PSAP, Cityworks, and ESRI/GIS) and via the Integrated Web Application.
1	EagleView Cloud - Authorized Subdivisions	Extends the ability for a contracting county or non-state consortium of counties the ability to authorize access to their EagleView Cloud organization to any political unit or subdivision located totally or substantially within their boundary.

553	EagleView Cloud - Imagery - 1in	Provides entitlement to the EagleView Platform, a secure hosted infrastructure and access to EagleView enabled workflow, analytics, and high-resolution imagery to dramatically improve efficiency for government agencies. Includes regular refreshes of ortho and oblique imagery at the GSD and frequency specified. Target capture season subject to weather and airspace permissions. Services term commences on date of activation.
1	Eagleview Cloud - Software - Plus	Provides an unlimited number of authorized users the ability to login and access the EagleView Cloud software and analytics via the web-based EagleView Cloud platform. This software provides a robust compliment of tools for engaging with imagery as well as additional project and collaboration tools, and access to mobile application. Requires the purchase of an EagleView - Imagery entitlement.
1	EagleView Cloud - Early Access	Provides entitlement to imagery from counties neighboring the imagery AOI as part of EagleView Cloud. Also provides entitlement to Early Access to refreshed imagery captures which allows authorized users to use new imagery immediately following its preliminary processing and quality control checks and prior to its final processing. Early Access imagery will become available incrementally as it is processed, and it will remain available until final, fully processed imagery is made available through other means.
1	EagleView Cloud - Disaster Response Program	Includes access to the EagleView Disaster Response Program which offers flights after an emergency or disaster. Refer to the attached detailed description of the Disaster Response Program.

REFRESH 2		
QTY	**PRODUCT NAME**	**PRODUCT DESCRIPTION**
553	EagleView Cloud - Imagery - 3in - Frequent Ortho - Four Band - 2k Feet	Provides entitlement to 3in GSD frequent ortho imagery refreshes at the frequency specified. Each refresh upgraded to include the collection of a near-infrared fourth band and access to a false-color IR orthomosaic.

REFRESH 3		
QTY	**PRODUCT NAME**	**PRODUCT DESCRIPTION**
553	EagleView Cloud - Imagery - 1in	Provides entitlement to the EagleView Platform, a secure hosted infrastructure and access to EagleView enabled workflow, analytics, and high-resolution imagery to dramatically improve efficiency for government agencies. Includes regular refreshes of ortho and oblique imagery at the GSD and frequency specified. Target capture season subject to weather and airspace permissions. Services term commences on date of activation.
2	EagleView Cloud - Capture History	Includes access to historical ortho and oblique frame imagery from the EagleView archive. Quantity represents the number of calendar years of archive imagery available in EagleView Cloud.
1	EagleView Cloud - Comprehensive Integration Bundle	Provides activation of integrations between the EagleView Cloud platform and compatible customer environments (including compatible CAMA providers, 911/PSAP, Cityworks, and ESRI/GIS) and via the Integrated Web Application.
1	EagleView Cloud - Authorized Subdivisions	Extends the ability for a contracting county or non-state consortium of counties the ability to authorize access to their EagleView Cloud organization to any political unit or subdivision located totally or substantially within their boundary.

1	Eagleview Cloud - Software - Plus	Provides an unlimited number of authorized users the ability to login and access the EagleView Cloud software and analytics via the web-based EagleView Cloud platform. This software provides a robust compliment of tools for engaging with imagery as well as additional project and collaboration tools, and access to mobile application. Requires the purchase of an EagleView - Imagery entitlement.
1	EagleView Cloud - Early Access	Provides entitlement to imagery from counties neighboring the imagery AOI as part of EagleView Cloud. Also provides entitlement to Early Access to refreshed imagery captures which allows authorized users to use new imagery immediately following its preliminary processing and quality control checks and prior to its final processing. Early Access imagery will become available incrementally as it is processed, and it will remain available until final, fully processed imagery is made available through other means.
1	EagleView Cloud - Disaster Response Program	Includes access to the EagleView Disaster Response Program which offers flights after an emergency or disaster. Refer to the attached detailed description of the Disaster Response Program.
1	EagleView Cloud - Physical Delivery - Orthomosaic - 1in	Provides an offline copy of the orthomosaic tiles and mosaics at the GSD specified in the EagleView Cloud once per refresh. Files to be provided in industry standard formats selectable by the customer with delivery made via online download or physically via a hard drive media.

REFRESH 4		
QTY	**PRODUCT NAME**	**PRODUCT DESCRIPTION**
553	EagleView Cloud - Imagery - 3in - Frequent Ortho - Four Band - 2k Feet	Provides entitlement to 3in GSD frequent ortho imagery refreshes at the frequency specified. Each refresh upgraded to include the collection of a near-infrared fourth band and access to a false-color IR orthomosaic.

REFRESH 5		
QTY	**PRODUCT NAME**	**PRODUCT DESCRIPTION**
1	Eagleview Cloud - Software - Plus	Provides an unlimited number of authorized users the ability to login and access the EagleView Cloud software and analytics via the web-based EagleView Cloud platform. This software provides a robust compliment of tools for engaging with imagery as well as additional project and collaboration tools, and access to mobile application. Requires the purchase of an EagleView - Imagery entitlement.
553	EagleView Cloud - Imagery - 1in	Provides entitlement to the EagleView Platform, a secure hosted infrastructure and access to EagleView enabled workflow, analytics, and high-resolution imagery to dramatically improve efficiency for government agencies. Includes regular refreshes of ortho and oblique imagery at the GSD and frequency specified. Target capture season subject to weather and airspace permissions. Services term commences on date of activation.
1	EagleView Cloud - Physical Delivery - Orthomosaic - 1in	Provides an offline copy of the orthomosaic tiles and mosaics at the GSD specified in the EagleView Cloud once per refresh. Files to be provided in industry standard formats selectable by the customer with delivery made via online download or physically via a hard drive media.

1	EagleView Cloud - Disaster Response Program	Includes access to the EagleView Disaster Response Program which offers flights after an emergency or disaster. Refer to the attached detailed description of the Disaster Response Program.
1	EagleView Cloud - Early Access	Provides entitlement to imagery from counties neighboring the imagery AOI as part of EagleView Cloud. Also provides entitlement to Early Access to refreshed imagery captures which allows authorized users to use new imagery immediately following its preliminary processing and quality control checks and prior to its final processing. Early Access imagery will become available incrementally as it is processed, and it will remain available until final, fully processed imagery is made available through other means.
1	EagleView Cloud - Authorized Subdivisions	Extends the ability for a contracting county or non-state consortium of counties the ability to authorize access to their EagleView Cloud organization to any political unit or subdivision located totally or substantially within their boundary.
1	EagleView Cloud - Comprehensive Integration Bundle	Provides activation of integrations between the EagleView Cloud platform and compatible customer environments (including compatible CAMA providers, 911/PSAP, Cityworks, and ESRI/GIS) and via the Integrated Web Application.
2	EagleView Cloud - Capture History	Includes access to historical ortho and oblique frame imagery from the EagleView archive. Quantity represents the number of calendar years of archive imagery available in EagleView Cloud.

REFRESH 6		
QTY	**PRODUCT NAME**	**PRODUCT DESCRIPTION**
553	EagleView Cloud - Imagery - 3in - Frequent Ortho - Four Band - 2k Feet	Provides entitlement to 3in GSD frequent ortho imagery refreshes at the frequency specified. Each refresh upgraded to include the collection of a near-infrared fourth band and access to a false-color IR orthomosaic.

FEES

Due at Initial Activation of Services	$124,425.00
Due at First Anniversary of Initial Activation of Services	$124,425.00
Due at Second Anniversary of Initial Activation of Services	$124,425.00
Due at Third Anniversary of Initial Activation of Services	$124,425.00
Due at Fourth Anniversary of Initial Activation of Services	$124,425.00
Due at Fifth Anniversary of Initial Activation of Services	$124,425.00

PRODUCT PARAMETERS

Disaster Response Program ("DRP")

If EagleView Cloud - Disaster Response Program is listed in the above product table, then this section applies to this Order Form. If EagleView Cloud - Disaster Response Program is not listed in the above product table, then this section does not apply to this Order Form.

This Order Form includes eligibility for the DRP described below so long as the customer remains under an active services agreement and in good standing with EagleView. Imagery captured through DRP will be captured "as-is".

A. Disaster Coverage Imagery at No Additional Charge – EagleView will, upon request of Customer and at no additional charge, provide standard quality imagery of up to 200 square miles of affected areas (as determined by EagleView) upon the occurrence of any of the following events during any period Customer is eligible for DRP:

- Hurricane: areas affected by hurricanes of Category 2 and higher.
- Tornado: areas affected by tornados rated EF4 and higher.
- Terrorist: areas affected by damage from terrorist attack.
- Earthquake: areas affected by damage to critical infrastructure resulting from earthquakes measured at 6.0 or higher on the Richter scale.
- Tsunami: areas affected by damage to critical infrastructure resulting from tsunamis.

B. Discounted Rate – Coverage for areas affected by the events set forth above exceeding 200 square miles will be, subject to EagleView resource availability, offered to Customer at the then-current DRP rates. Also, coverage for areas affected by hurricanes below Category II, tornadoes below EF4 or earthquakes rated below 6.0 on the Richter scale, flooding meeting or exceeding the major flood stage, wildfires impacting population centers, or other disasters as agreed to between the customer and EagleView, will be, subject to EagleView resource availability, offered to Customer at the then current DRP rates.

AOI(S) IF APPLICABLE

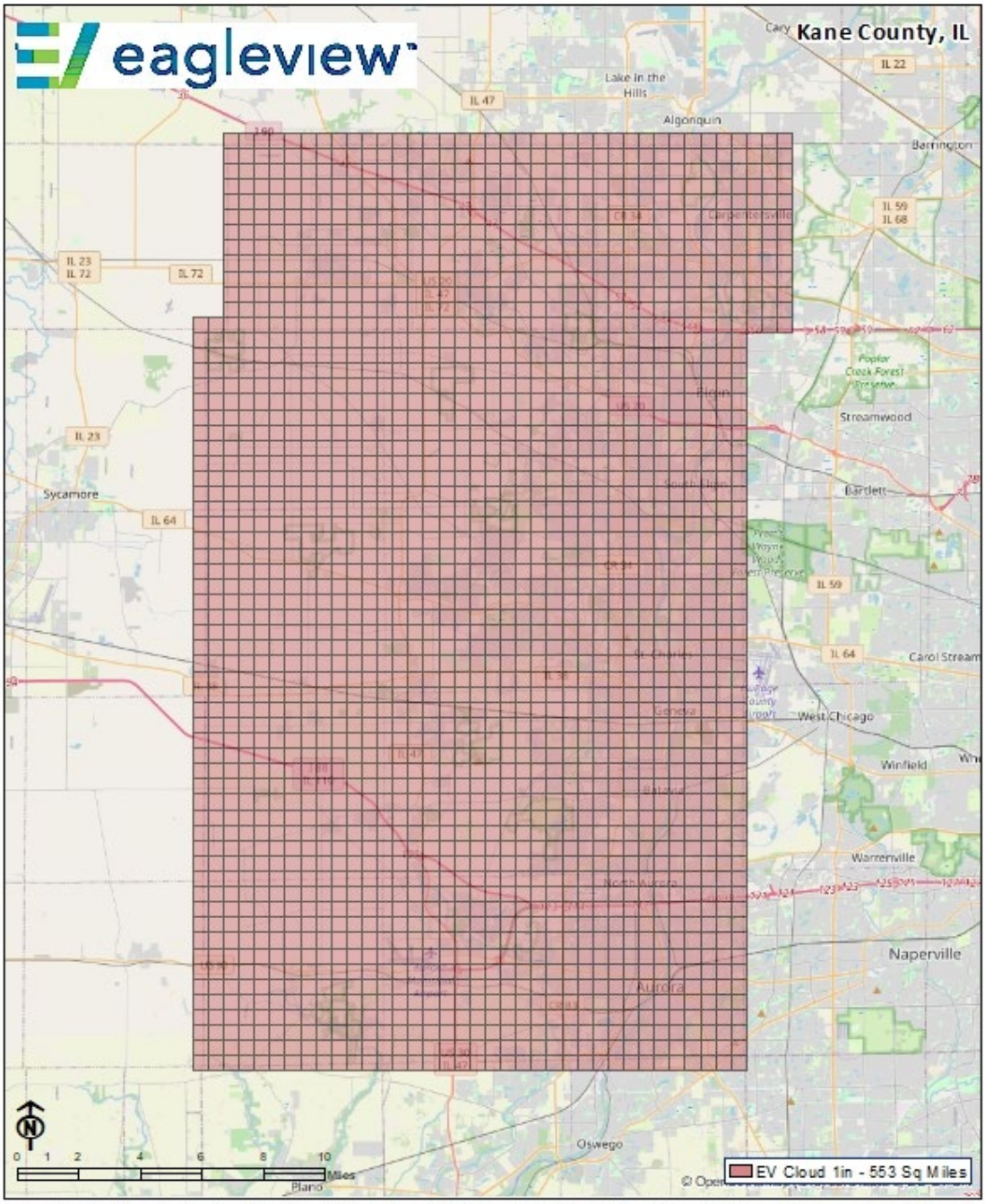

Contains information from OpenStreetMap, which is made available here under the Open Database License (ODbL). openstreetmap.org/copyright

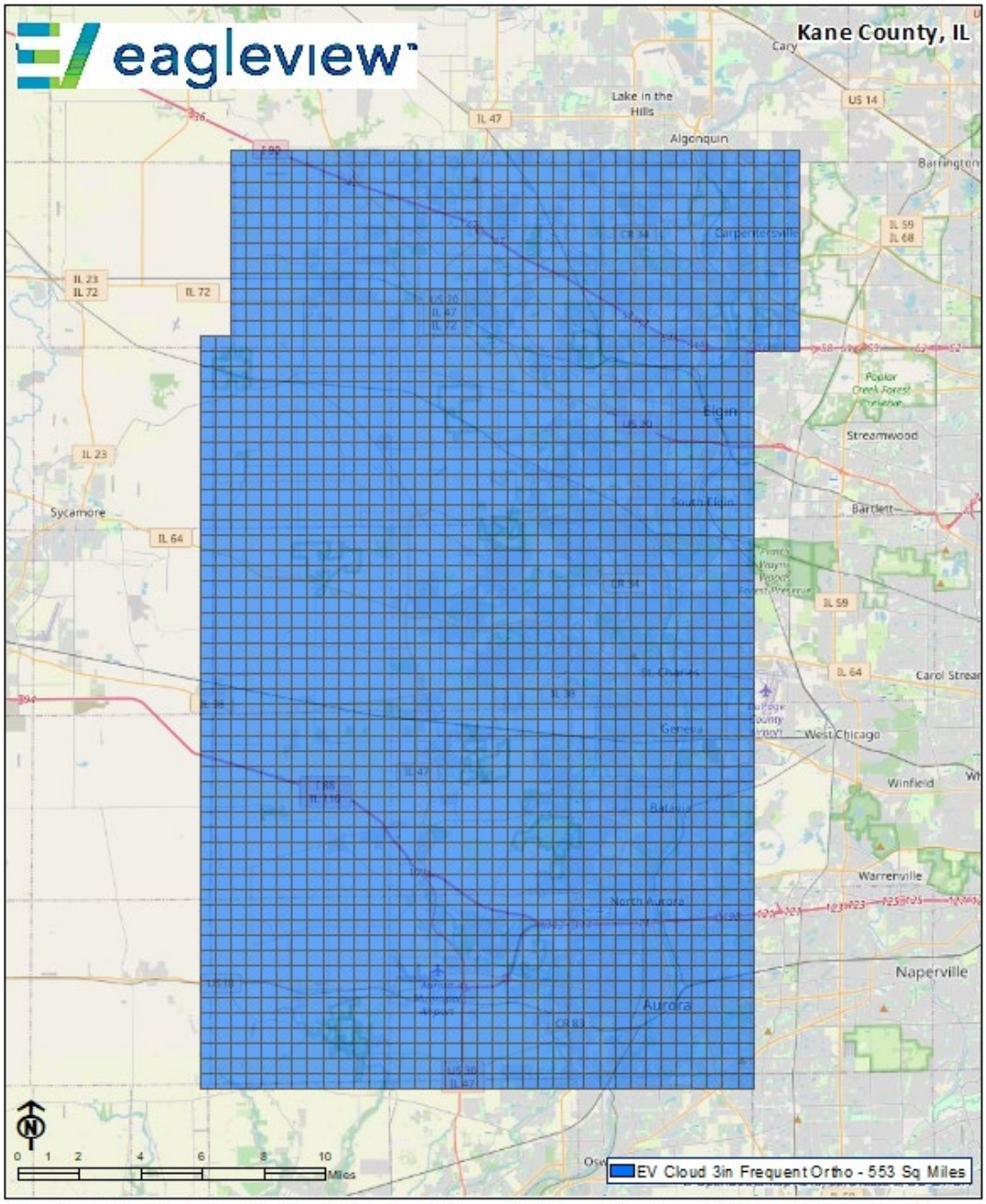

Contains information from OpenStreetMap, which is made available here under the Open Database License (ODbL). openstreetmap.org/copyright

[Signature page follows]

This Order Form is incorporated by reference into the Master Services Agreement between EagleView and Customer.

CUSTOMER	EAGLEVIEW
KANE COUNTY, IL	PICTOMETRY INTERNATIONAL CORP. DBA EAGLEVIEW
	a Delaware corporation
SIGNATURE:	**SIGNATURE:**
NAME:	**NAME:**
TITLE:	**TITLE:**
EXECUTION DATE:	**EXECUTION DATE:**

STATE OF ILLINOIS)
SS.
COUNTY OF KANE)

RESOLUTION NO. TMP-25-1217

AUTHORIZING FUNDING AND PURCHASE OF A RAPID DNA INSTRUMENT AND DATABASE CAPABILITY FOR THE KANE COUNTY FORENSICS LAB AND RELATED BUDGET ADJUSTMENT

WHEREAS, the Kane County Forensics lab, housed at the Kane County Sheriff's Office, was founded by the members of the Opioid Settlement Fund Committee to enhance the use of forensics testing to track opioid use in this County and to support the justice-involved work of the Coroner's, Sheriff's, and State's Attorney's Offices; and

WHEREAS, the use of DNA as an investigative tool has grown and improved over the past decade, as has the technology to support its analysis; and

WHEREAS, the elected officials of these offices agree that the use of rapid DNA testing will be of benefit to their work as well as to the Kane County Health Department and other County law enforcement agencies; and

WHEREAS, the Kane County Coroner's Office received the 2024 BJA Byrne Discretionary Community Project Grant, a reimbursement grant, in the amount of $963,000 through US Congressman Bill Foster's office to support the establishment and expansion of the Forensics Lab and its ability to provide needed analytic services; and

WHEREAS, the Kane County Coroner proposes the use of a portion of these grant funds to purchase a rapid DNA instrument and supporting database capabilities for the Forensics Lab to enable the lab to provide this service to Kane County law enforcement agencies; and

WHEREAS, proposals were solicited by the Kane County Purchasing Department through RFP 25-025 for a rapid DNA instrument and two responses were received; and

WHEREAS, Life Technologies Corp of Carlsbad, CA, with a quote of $138,217.50 for the instrument plus $12,434.50 for support services at a total of $150,652.00 for the purchase, is the preferred bidder for purchase; and

WHEREAS, quotes were obtained for database capabilities needed to perform the matching of profiles from the two companies that have developed the necessary technology, and SmallPond, LLC, of Indianapolis, IN, is the preferred company with the lowest quote of $12,000.00 per year and the most established database. The desire is to purchase two years of database services initially to ensure continuity for $24,000.00; and

WHEREAS, the Forensics Lab will need to purchase supplies and general consumables for the operation of the Lab for approximately $25,348.00 from various vendors; and

WHEREAS, the Kane County Coroner, as the administrator of the above-noted grant, proposes to use $200,000.00 (Two Hundred Thousand and 00/100 Dollars) of the 2024 Byrne grant to reimburse the Coroner's Office for the purchase of the instrument, database capability, and operation consumables that will equip and enable the Kane County Forensics Lab to conduct rapid DNA analysis. The purchase will be made first from the Coroner's Cash and Investments account, which the 2024 BJA Byrne grant will then reimburse; and

WHEREAS, in accordance with 55 ILCS 5/6-1003, the Kane County Board must approve an emergency appropriation to the Fiscal Year 2025 Kane County Budget and approve any corresponding budget adjustments for the 2024 BJA Byrne Discretionary Community Project Grant funds to reimburse the Coroner's Office for the cost of these purchases.

NOW, THEREFORE, BE IT RESOLVED that the Kane County Board authorizes the following appropriation and adjustment to the Fiscal Year 2025 budget to initiate the purchase of the rapid DNA testing equipment and required databases (Fund 289) by the Kane County Coroner's Office, with the expectation it will then be reimbursed from the 2024 BJA Byrne Discretionary Community Project Grant:

$200,000.00	Grants - Federal Gov't	289.490.496.33903
$150,652.00	Equipment	289.490.496.60010
$ 25,348.00	Supplies	289.490.496.60025
$ 24,000.00	Miscellaneous Supplies	289.490.496.65000

NOW, THEREFORE, BE IT FURTHER RESOLVED that the Kane County Board and the Chairman thereof authorize the purchase of a rapid DNA instrument and support services from Life Technologies, Corp. of Carlsbad, CA, in the amount of One Hundred Fifty Thousand, Six Hundred Fifty-Two and 00/100 Dollars ($150,652.00), the purchase of two years of database capabilities for Twenty-Four Thousand and 00/100 Dollars ($24,000.00) from SmallPond, LLC, of Indianapolis, IN, and the purchase of various consumables from unidentified vendors for the operation of rapid DNA testing for approximately Twenty-Five Thousand, Three Hundred Forty-Eight and 00/100 Dollars ($25,348.00) for a total cost of Two Hundred Thousand and 00/100 Dollars ($200,000.00) to establish rapid DNA testing capabilities by the Kane County Coroner's Office for use by the Kane County Forensics Lab.

Line Item: See above.
Line Item Description: See above.
Was Personnel/Item/Service approved in original budget or a subsequent budget revision? No
Are funds currently available for this Personnel/Item/Service in the specific line item? Yes
If funds are not currently available in the specified line item, where are the funds available?
See above.

Passed by the Kane County Board on November 10, 2025.

_____	_____
John A. Cunningham, MBA, JD, JD	Corinne M. Pierog MA, MBA
Clerk, County Board	Chairman, County Board
Kane County, Illinois	Kane County, Illinois

Vote:

RESOLUTION / ORDINANCE EXECUTIVE SUMMARY ADDENDUM

Title

Authorizing Funding for and Purchase of a Rapid DNA Instrument and Database Capability for the Kane County Forensic Lab and Related Budget Adjustment

Committee Flow:
Judicial Public Safety Committee, Finance and Budget Committee, Executive Committee, County Board

Contact:
Elizabeth Richards, 630.208.2001

Budget Information:

Was this item budgeted? No	Appropriation Amount: $200,000.00
If not budgeted, explain funding source: 289.490.496.33903 Grants – Federal Government	
Was this item passed through the appropriate committee? Yes	

Summary:

To support effective and efficient in-county use of DNA testing in investigative work by the Coroner's, Sheriff's, and State's Attorney's Offices, as well as other community law enforcement agencies, the Coroner's Office seeks to purchase a rapid DNA instrument at a cost of $150,652 from Life Technologies, Corp., of Carlsbad, CA, for the Kane County Forensics Lab. Also to be purchased are database capabilities from SmallPond, LLC, of Indianapolis, IN, at a cost of $24,000 for two years of service, and $25,348 worth of consumables from various vendors that are needed to perform testing and maintain a database of results. The initial purchase will be funded by the Coroner's Cash and Investment account, 289.490.000.10000. This will be reimbursed by the 2024 BJA Byrne Discretionary Community Project Grant, a reimbursement grant that was awarded to the Coroner's Office last year. Initial budget adjustments requested for this purchase are:

289.490.496.33903	Grants – Federal Government	$200,000.00
289.490.496.60010	Equipment	$150,652.00
289.490.496.60025	Supplies	$ 25,348.00
289.490.496.65000	Miscellaneous Supplies	$ 24,000.00

COUNTY OF KANE

Kane County
Finance Department
Kathleen Hopkinson
Executive Director

Kane County Government Center
Building A
719 Batavia Avenue
Geneva, Illinois 60134
(630) 208-5132
hopkinsonkathleen@kanecountyil.gov

Emergency Appropriation and/or Budget Transfer Request Form

Department Name	Coroner's Office
Date	October 6, 2025
Fund	289
Category (*Personnel Services, Contractual Services, Commodities, or Capital*)	Capital
Increase or Decrease	Increase
Amount	$200,000

Requested Emergency Appropriation and/or Budget Transfer Description and Rationale (please also attach draft resolution)
Transfer $200,000 from the Coroner's Cash and Investments 289.490.000.10000 to various expense GLs as noted below for purchasing a rapid DNA testing instrument, related database capability, and related consumables for the Kane County Forensics Lab. These funds will then be reimbursed and returned to 289.490.000.10000 from the 2024 BJA Byrne Discretionary Community Project Grant, a reimbursement grant awarded last year.

Submitted by
Signature of Elected Official or Department Executive Director

Monica K Silva Date 10-8-2025

Category	Account	Approved Budget	Debit	Credit
Grants – Federal Gov't	289.490.496.33903			200,000
Commodities	289.490.496.60010		150,652	
Commodities	289.490.496.60025		25,348	
Commodities	289.490.496.65000		24,000	

Reviewed by
Emergency Appropriation has been reviewed by the Finance Department

Executive Director Kathleen A Hopkinson Date 10-8-25

County of Kane
PURCHASING DEPARTMENT
KANE COUNTY GOVERNMENT CENTER

719 S. Batavia Avenue, Bldg. A
Geneva, Illinois 60134

Telephone: (630) 208-3803
Fax: (630) 208-5107

October 1, 2025

PROCUREMENT SYNOPSIS

Requesting Department:	Kane County Sheriff's Office – Forensic Laboratory
Procurement Name:	Bid 25-045-TK Rapid DNA Testing Instrument
Recommended Vendors:	Life Technologies Corporation
Awarded Amount:	$150.652.00

NOTIFICATION AND RESPONSE

Public Notices: Bidnet Direct and The Daily Herald

Advertising Date:	September 15, 2025	Notices sent/Plan Holders: 20/20
Proposal Due Date:	September 30, 2025	Proposals Received: 2

PURPOSE

This bid seeks a qualified and authorized vendor for the purchase and delivery of one (1) rapid DNA forensic testing instrument, including software, support, and an extended warranty package, for the Kane County Sheriff's Office - Forensic Laboratory. This is an all-inclusive bid. The following bids were received:

Vendors	GRAND TOTAL
Life Technologies Corporation – Carlsbad, CA	**$150,652.00**
ANDE Corporation – Longmont, CO	$263,620.00

The Kane County Sheriff's Office – Forensic Laboratory evaluated all bids in accordance with specifications and contract requirements and has determined that Life Technologies Corporation of Carlsbad, CA., is the lowest responsive and responsible vendor to provide the required equipment and services at the highest quality and value.

Kane County Sheriff's Office – Forensic Laboratory, with the support of the Purchasing Department, recommends awarding this purchase contract to Life Technologies Corporation of Carlsbad, CA., pending approval by the Committee and the full Kane County Board.

Submitted By:
Timothy Keovongsak,
Tim Keovongsak, CPPB
Director of Purchasing

cc: Sheriff's Office – Forensic Laboratory

ThermoFisher SCIENTIFIC
The world leader in serving science

County of Kane
Kane County Government Center

ITB 25-045-TK
Title: Rapid DNA Forensic Testing Instrument

Life Technologies Corporation
Pricing Documents

III. **BID FORM** - The Vendor agrees to furnish and deliver one (1) complete unit of the rapid DNA forensic testing instrument per bid specifications as follows:

Item No	Description	Min QTY	Unit Cost
1	rapid DNA forensic testing instrument	1	$106,550.00
2	software	1	$13,790.00
3	laptop computer	1	
4	consumables and reagents for 50 buccal reference samples	1	$7,348.75
5	consumables and reagents for 50 blood, tissue, bone or crime scene samples	1	$7,523.75
6	DNA ladder	1	$731.00
7	positive control	1	$289.50
8	negative control	1	$289.50
9	extended one-year support package	1	$0.00

A TOTAL LUMP SUM OF: _____ **$** 138,217.50

ADDITIONAL COMMENTS/EQUIPMENT PROPOSED:

Instrument price offering for Line #1 includes one year warranty so for Line #9, we list that as no charge.

If interested in an additional year of warranty (two years total), that extra year would then be an additional $12,434.50.

Quotation: S5953316

September 23, 2025

Life Technologies Corporation
5781 Van Allen Way
Carlsbad, CA 92008
Fax No.: 1-800-331-2286 USA
To Order: 1-800-955-6288 USA
www.thermofisher.com

To place an order from this quote, sign in to your account at thermofisher.com

Alternatively, you can email your order to
NAInstrumentOrders@thermofisher.com
or Fax it to 877-680-2537.

To ensure you receive your discount pricing, please clearly reference your quotation number on your purchase order. Please issue your **Purchase Order to: Life Technologies Corporation.**

We now offer highly competitive financing options with low monthly payments. Please contact your local sales representative, or click here for more information on how we can meet your financing needs.

Valid From	:	07/31/2025
Valid To	:	01/28/2026
Freight Terms	:	Freight-free
Payment Terms	:	Net 30

KANE COUNTY SHERIFFS OFFICE

EVIDENCE SECTION
STE A
37W755 IL ROUTE 38

SAINT CHARLES, IL 60175 US

ATTN:

WE ARE PLEASED TO QUOTE ON YOUR REQUIREMENT AS FOLLOWS

Item No	SKU	Description	Min Qty	List Price	Net Price	Extended Price
1	A41810	AB RAPIDHIT ID SYSTEM SYSTEM	1	$213,100.00	$106,550.00	$106,550.00
2	A59805	RLINK MATCHING SUITE V1.0 SOFTWARE	1	$13,840.00	$6,920.00	$6,920.00
3	A59183	AB RLINK V2.0 - SOFTWARE ONLY EACH	1	$13,740.00	$6,870.00	$6,870.00
4	A48503	RAPIDLINK LAPTOP SYSTEM CARTON	1	$3,390.00	$1,695.00	$1,695.00
Product Notes:	This includes a laptop and power cords.					
5	A53084	AB RHID PRIMARYCTRG GFE 150 EACH	1	$11,460.00	$5,730.00	$5,730.00
6	A41831	AB RHID ACE GFE 50 SMPL KIT EACH	1	$8,210.00	$4,105.00	$4,105.00
7	A54338	RAPIDINTEL PLUS 50 SMPL KIT EA	1	$8,560.00	$4,280.00	$4,280.00
8	A54344	RAPIDINTEL PLUS LADDER 5 CART.	1	$1,462.00	$731.00	$731.00

Item No	SKU	Description	Min Qty	List Price	Net Price	Extended Price
		EA				
9	A42469	AB RHID ACE GFE POS CTRL CTDG EA	1	$284.00	$142.00	$142.00
Product Notes:		Applied Biosystems RapidHIT™ ID ACE GlobalFiler™ Positive Control Sample Cartridge				
10	A42470	AB RHID ACE GFE NEG CTRL CTDG CARTRIDGE	1	$284.00	$142.00	$142.00
Product Notes:		Applied Biosystems RapidHIT™ ID ACE GlobalFiler™ Negative Control Sample Cartridge				
11	A54342	RAPIDINTEL PLUS POSITIVE CART EA	1	$295.00	$147.50	$147.50
12	A54343	RAPIDINTEL PLUS NEGATIVE CART EA	1	$295.00	$147.50	$147.50
13	400096RH	RAPIDHIT ID GFE CNTRL 5 SAMPLE CRTRDG KIT	1	$1,446.00	$723.00	$723.00
14	A42471	AB RHID UTILITY CTDG CARTRIDGE	1	$69.00	$34.50	$34.50
Product Notes:		Applied Biosystems RapidHIT™ ID Utility Cartridge				

Subtotal:	$138,217.50
Estimated Shipping & Handling:	$445.00
Total:	$138,662.50

Optional Items:

Item No	SKU	Description	Min Qty	List Price	Net Price	Extended Price
15	ZG11SCRHID	AB ASSURANCE,1PM, RAPIDHIT ID EA	1	$19,130.00	$12,434.50	$12,434.50

This quotation, and Life Technologies' **GENERAL TERMS AND CONDITIONS OF SALE** (which are incorporated by reference into this quotation and any resulting contract), set out the terms on which Life Technologies is offering to sell the product(s) or service(s) listed in this quotation. By issuing a purchase order or otherwise ordering or accepting product(s) or services, you expressly confirm that you intend to be bound by and agree to the terms of this quotation and Life Technologies' General Terms and Conditions of Sale to the exclusion of all other terms not expressly agreed to in writing by an authorized representative of Life Technologies, and that the purchase and sale transaction between you and Life Technologies is subject to and will be governed by this quotation and Life Technologies' General Terms and Conditions of Sale.

Customers may be required to evaluate as a discount, for cost-reporting purposes, the value of any Product listed as $0.00 on any invoice. The Product listed as $0.00 represents an in-kind discount and is included in the total fair market value price for the instrument product.

Life Technologies' General Terms and Conditions of Sale can be found on Life Technologies' website at http://www.thermofisher.com/termsandconditions under the "terms and conditions" link at the bottom of the webpage.

NOTE: Customer MUST reference quotation number when ordering to receive discounts

ADDITIONAL TERMS AND CONDITIONS OF QUOTATION

1. This quotation shall apply only to direct order purchases. In order to receive quoted prices, the quotation number must be referenced at time of order. Credits will not be issued for orders not referencing quotation numbers.

2. The effective dates of this quotation appear on the first page unless otherwise noted.

3. Percentage discounts in this quotation will be calculated from our current price for the applicable product. Discounts will be calculated from single unit catalog price. We reserve the right to change our prices at any time. Any increase or decrease to the price of a product would result in a change to your discounted price. Certain discounts are based on categories of products (e.g., "Pricing Product Line" or "PPL" discounts) that might change over time. We reserve the right to re-align products within a category or add or remove products to or from a specific category at any time. Such realignment, addition or removal may result in a change to your discounted price for a particular product.

4. We may terminate this quotation upon written notice.

5. This quotation contains our confidential pricing information which if disclosed to third parties could cause competitive harm to us. Subject to overriding obligations to third party funding agencies or governmental entities, the customer agrees to keep all pricing information contained herein confidential.

Joyce Guse
joyce.guse@thermofisher.com
Sales Representative

Thermo Fisher Scientific
Life Technologies Corporation
5781 Van Allen Way
Carlsbad, CA 92008
www.thermofisher.com

September 30, 2025

Submission via portal HTTPS://WWW.BIDNETDIRECT.COM/ILLINOIS/KANECOUNTY

Tim Keovongsak, CPPB
Purchasing@KaneCountyIL.gov
Kane County Government Center
719 S. Batavia Ave
Building A
Geneva, IL 60134

Attention: Tim Keovongsak

Re: ITB DNA Rapid Testing Equipment
Title: ITB 25-045-TK
Due Date and Time: Tuesday, September 30, 2025, at 3:30pm CST

Dear Mr. Keovongsak,

Thank you for the opportunity to respond to the above-referenced Invitation to Bid ("ITB"). Please accept Life Technologies Corporation's (hereinafter referred to as "Life Technologies") proposal, which includes the following:

1. The present cover letter
2. Signed Offer to Contract Form
3. Narrative Technical Requirements
    a. RapidHIT Brochure
    b. RapidHIT User Guide
    c. RapidHIT Differentiating Features
4. References
5. Evidence of Insurance
6. Bid Submittals Checklist
7. Quotation No. 5953316
8. Vendor Certification
9. Exceptions to Solicitation
10. Terms and Conditions of Sale ("Sales Terms").
11. Instrument Service Terms and Conditions ("Service Terms").

Please note that the terms and conditions of any resulting purchase order and/or contract shall be negotiated between the parties upon notification of a potential award resulting from this ITB to Life Technologies. Such terms and conditions shall be comprised of a combination of Kane County's Terms and Conditions and Life Technologies' Terms and Conditions of Sale.

ThermoFisher SCIENTIFIC
The world leader in serving science

If you have any questions related to our products or pricing, please contact our Sales Representative, Joyce Guse, by phone at 1(618)704-9048 or via email at joyce.guse@thermofisher.com. For contractual issues, please contact me directly at your convenience at the number or email address provided below.

Thank you in advance for your time and consideration.

Best regards,

Iliana Vazquez
Contracts Specialist
Life Sciences Legal

Thermo Fisher Scientific
Life Technologies Corporation
Phone: 1 (760) 795 7720
Email: iliana.vazquez@thermofisher.com

Attachments / Enclosures

ThermoFisher SCIENTIFIC
The world leader in serving science

County of Kane
Kane County Government Center

ITB 25-045-TK
Title: Rapid DNA Forensic Testing Instrument

Life Technologies Corporation
Signed Offer to Contract Form

KANE COUNTY
OFFER TO CONTRACT FORM
25-045-TK Rapid DNA Forensic Testing Instrument

Bid Due Date & Time: 3:30 p.m. CST on Friday, September 26, 2025.

To: County of Kane (Purchasing Department)
Kane County Government Center, Building (A), Rooms 211, 212, or 214
719 S. Batavia Ave., Geneva, IL 60134

The following offer is hereby made to the County of Kane, Illinois, hereafter called the Owner.

Submitted By: Life Technologies Corporation

I. The undersigned Vendor proposes and agrees, after having examined the specifications, quantities, and other contract documents, to irrevocably offer to furnish the products, materials, equipment, and services in compliance with all terms, conditions, specifications, and amendments contained in this solicitation documents. The items in this Invitation to Bid, including, but not limited to, all required certificates, are fully incorporated herein as a material and necessary part of the contract.

A. *The Vendor shall also include with his bid any necessary literature, samples, etc., as required within the Invitation to Bid, Instructions to Bidders, and specifications.*

1. *The vendor has examined the Responsible Bidder Ordinance (RBO – Section 29), Contractor Disclosure (Section 30), and Familial Relationship (attached Public Act 101-0544) of the Instruction to Bidders, and has included or provided a certified document list all cumulative campaign contributions made within the past twelve months, to any current or county-wide elected officer, and ownership interest in entity greater than five percent and compliance with Public Act 101-0544.*

B. For purposes of this offer, the terms Offerer, Bidder, Contractor, and Vendor are used interchangeably.

II. In submitting this Offer, the Vendor acknowledges:

A. All bid documents have been examined: Instructions to Bidder, Statement of Work, and the following addenda: No. 1____, No. _____, No._____, No._____, No._____, No.____, No.____, No.____, No.____, (Contractor to acknowledge addenda here).

B. The site(s) and locality have been examined where the Service is to be performed, the legal requirements (federal, state, and local laws, ordinances, rules, and regulations), and the conditions affecting the cost, progress, or performance of the Work and has made such independent investigations, as Contractor deems necessary.

C. To be prepared to execute a contract with the Owner within ten (10) calendar days after acceptance of the bid by the Owner.

D. If a Prevailing Wage Act or Davis Bacon Act is required for the project, the responsive bidders must include with their bid a separate sheet showing trades to be employed and wage rates to be paid

III. **BID FORM** - The Vendor agrees to furnish and deliver one (1) complete unit of the rapid DNA forensic testing instrument per bid specifications as follows:

Item No	Description	Min QTY	Unit Cost
1	rapid DNA forensic testing instrument	1	$106,550.00
2	software	1	$13,790.00
3	laptop computer	1	
4	consumables and reagents for 50 buccal reference samples	1	$7,348.75
5	consumables and reagents for 50 blood, tissue, bone or crime scene samples	1	$7,523.75
6	DNA ladder	1	$731.00
7	positive control	1	$289.50
8	negative control	1	$289.50
9	extended one-year support package	1	$0.00

A TOTAL LUMP SUM OF: _____ **$** 138,217.50

ADDITIONAL COMMENTS/EQUIPMENT PROPOSED:

Instrument price offering for Line #1 includes one year warranty so for Line #9, we list that as no charge.

If interested in an additional year of warranty (two years total), that extra year would then be an additional $12,434.50.

By signing this Bid, the Offeror hereby certifies that they are not barred from bidding on this contract as a result of a violation of either Section 33E-3 or 33E-4 of the Illinois Criminal Code of 1961, as amended. The awarding of any contract resulting from this Bid will be based upon the funding available to Kane County, which may award all or part of this project. The terms of the Bid and the response shall be incorporated by this reference as though fully set forth into the Contract, notwithstanding any language in the contract to the contrary. In the event of any conflict between the terms of the Contract and the terms of the Bid and the response, the terms of the Bid and the response shall govern. Every element or item of the Bid and the response shall be deemed a material and severable item or element of the contract. **AN AUTHORIZED REPRESENTATIVE OF THE COMPANY OR ENTITY RESPONDING TO THE BID AND THE RESPONSE SHALL SIGN THIS SECTION.**

Signature Iliana Vazquez Typed Signature Iliana Vazquez

Company Life Technologies Corporation

Address/City/State 5781 Van Allen Way, Carlsbad, CA

Phone # 800-955-6266x1 Fax # 800-331-2286

Federal I.D./Social Security # 33-0373077 Date 9/30/2025

ACCEPTANCE

The Offer is hereby accepted for the **RAPID DNA FORENSIC TESTING INSTRUMENT**

The Vendor is bound to provide the services and materials listed by the attached contract and based upon the Invitation to Bid, including all terms, conditions, specifications, and amendments, and the vendor's offer is accepted by the County of Kane.

This contract shall henceforth be referred to as Contract Number ***25-045-TK***. The Vendor has been cautioned not to commence any billable work or to provide any supplies or services until said vendor receives a purchase order and or notice to proceed.

_____ _____

Corinne Pierog, MA., MBA Date
Chairman, County Board
Kane County, Illinois

NO-BID/RFP/RFQ RESPONSE

RFP 25-045-TK
DNA TESTING EQUIPMENT

In the event that your organization chooses not to submit a response to this solicitation, the Kane County Purchasing Department is interested in the reasons why vendors/consultants have chosen not to submit a bid or proposal response in order to better serve the taxpayers of Kane County. Please indicate your reason(s) by checking all applicable items below and return this form to the address shown below.

- ☐ Could not meet the specifications.
- ☐ Items or materials requested not manufactured by us or not available to our company.
- ☐ Insurance requirements too restricting.
- ☐ Bond requirements too restricting.
- ☐ Scope of services not clearly understood or applicable (too vague, too rigid, etc.).
- ☐ Project not suited to our organization.
- ☐ Quantities too small.
- ☐ Insufficient time allowed for preparation of bid/proposal response.
- ☐ Restricted specifications. A Sole-Source (we could not meet the requirement)
- ☐ Other (please specify):

_____

_____

_____

_____

_____

Vendor Name: _____

Contact Person: _____

Telephone: _____

Email: _____

Please send your response to: purchasing@KaneCountyIL.gov

ThermoFisher SCIENTIFIC
The world leader in serving science

County of Kane
Kane County Government Center

ITB 25-045-TK
Title: Rapid DNA Forensic Testing Instrument

Life Technologies Corporation

Narrative Technical Requirements & Availability

A. RapidHIT Brochure
B. RapidHIT User Guide

ThermoFisher SCIENTIFIC
The world leader in serving science

County of Kane

Purchasing Department

RFP No. 25-045-TK – Rapid DNA Forensic Testing Instrument

RapidHIT™ Brochure & User Guide

User Documentation

Due to file size constraints, the full RapidHIT™ Brochure, and the User Guide are not included as an attachment to this proposal. For ease of access, the documents can be viewed or downloaded directly using the following links:

A. **RapidHIT Brochure**

B. **RapidHIT User Guide**

This guide outlines the configuration, integration, and management of RapidHIT™ data using the RapidLINK™ software platform. It serves as a critical resource for IT administrators and system users responsible for data transmission, security, and system connectivity.

ThermoFisher SCIENTIFIC
The world leader in serving science

County of Kane
Kane County Government Center

ITB 25-045-TK
Title: Rapid DNA Forensic Testing Instrument

Life Technologies Corporation

Narrative Technical Requirements & Availability

C. RapidHIT Differentiating Features

September 15, 2025

Applied Biosystems ™ RapidHIT™ ID Differentiating Features

Instrument Model Number: A41810

Instrument Description: The Applied Biosystems RapidHIT ID System is a fast and simple-to-use instrument that produces lab-quality forensic DNA profiles in as little as 90 minutes. The system integrates sample preparation and capillary electrophoresis to generate short tandem repeat (STR)-based DNA profiles that are aggregated within Applied Biosystems RapidLINK Software for direct upload to the database of choice or for further review and analysis. The RapidHIT ID System is designed to deliver the reliable, reproducible, high-quality data you have come to expect from the Applied Biosystems brand.

Thermo Fisher Scientific is the sole manufacturer of the Applied Biosystems RapidHIT ID System and associated consumables. Thermo Fisher Scientific's factory trained service engineers and authorized partners are the only personnel certified to perform preventative maintenance and service work on the RapidHIT ID systems.

This differentiating features document contains specifications or benefits that, taken as whole, no other instrument system in the current market can achieve and no other genetic analyzer manufacturer can offer.

The RapidHIT ID system contains the following differentiating features and benefits:

System

- Can be used with networked software to allow multiple systems at the same or at different locations to be monitored centrally
- Can be supplied with software allowing administrative users to control the instrument remotely and securely review results
- Samples processed can be successfully recovered from the processed sample cartridge, enabling retesting with the same system or with other traditional laboratory methods

Instrument

- Has a small footprint with height of 48cm, length of 53cm, and width of 27cm
- Designed for use with self-contained, easy to use ACE and INTEL Plus sample cartridge formats
- Designed for use with the primary cartridge; a reagent cartridge that contains the necessary reagents and consumables for extraction and capillary electrophoresis for 150 sample runs

- Has a weight of 25.4kg without the primary cartridge and 28.4kg with the primary cartridge
- Built with a solid-state, long-life laser
- Has multiple built-in options for control of instrument access with optional 2-factor authentication: facial recognition camera, fingerprint reader, and PIN/password access
- Has built in refrigeration for primary cartridge gel, enabling a minimum of 6 months of primary cartridge on-instrument time
- Has 6-dye detection capability
- Generates a full DNA profile in as little as 90 minutes
- For DNA sizing for fragments in the resolution range 60 to 460 bp; for a given allele, the system is designed to perform with a standard deviation of less than 0.15 bp
- Has single base pair resolution

Instrument On-board Computer

- The instrument can run in standalone mode, without a computer attached
- The instrument includes a touchscreen interface that can start the instrument The instrument contains on-board storage capability with memory capacity (100GB) to store approximately 650 runs
- The instrument's touch screen interface allows for the creation of user accounts with PIN/password, fingerprint or facial recognition for protected access
- The instrument touchscreen interface primarily uses imagery to instruct users to maximize universal understanding
- The instrument touchscreen interface allows for time zone customization
- Enables consumables tracking through the radio-frequency identification (RFID) reader on the instrument and RFID chips in the consumables.
- The instrument also allows for manual entry of sample name or barcode scanning
- The instrument enables network security through on-instrument encryption, VPN and Active Directory

Consumables

- The Applied Biosystems ACE GlobalFiler Express and RapidINTEL Plus Sample Cartridges along with the associated primary cartridge contain all necessary reagents for sample extraction, amplification, and capillary electrophoresis. All cartridges also have an RFID chip that contains information that includes lot number and expiration date.
- All sample cartridges are single-use and disposable with up to 12 months shelf life.
- The ACE GFE sample cartridge accepts a wide range of standard cotton swabs and does not require specialized swab or sample collection equipment.
- The RapidINTEL Plus sample cartridge accepts standard cotton swabs and does not *require* specialized swab or sample collection equipment. A mini swab can also be used with the RapidINTEL Plus cartridge to maximize the performance of the cartridge.
- The Applied Biosystems Primary Cartridge includes the capillary, polymer/gel, and buffers for system installation and 150 sample runs. It has up to 12 months shelf life from the date of manufacture and enough reagents for 150 runs when all are run within 6 months of installation in the instrument.

For Forensics, Human Identification or Paternity/Kinship Use Only. Not for use in diagnostic or therapeutic applications.

- The RapidINTEL Plus cartridge and the associated RapidLINK v2.0 software enables customers to assess sample DNA quantity and quality through the use of both quantification and internal quality control markers – both of which were designed to meet the FBI/SWGDAM/ENFSI requirements for future CODIS access with crime scene samples run on the RapidHIT ID System.
- Positive and negative control cartridges for each cartridge type give the user confidence that the system is performing to specification
- The sample cartridges are packaged in colored Mylar pouches to visually differentiate different sample cartridges and to protect sensitive reagents from light.
- The sample cartridges are labeled using colored labels to visually differentiate different sample cartridge types

Analysis Software

- The instrument software is designed with a touchscreen interface for instrument control to regulate the functions of the instrument and perform automatic primary analysis. If the system detects potential issues associated with the data analysis, flags are generated and associated with the run data. Different colored flags denote the following run status:
    - Green - profile generated, no flags associated
    - Yellow - profile generated with associated flags and may require review in the RapidLINK software
    - Red - no profile generated, proceed with troubleshooting

- The Applied Biosystems RapidLINK software is an external software that is part of the Applied Biosystems RapidHIT ID System as it:
    - securely manages one or more RapidHIT ID systems from a central location
    - allows the review of DNA profiles in real time prior to uploading to a third-party database
    - enables and disables users in real time
    - collects and allows for the review of metadata
    - Expert System-capable workflows including the creation of CMF files
    - Access to Match, Familial, Staff Elimination Database and Kinship software applications
    - stores and provides status of all RapidHIT ID system runs
    - is designed to export data in PDF and CSV formats
    - displays estimate of sample DNA quantity in the PCR (RapidLINK v2.0 only)
    - identifies samples that exhibit signs of DNA degradation (RapidLINK v2.0 only)
    - identifies samples that exhibit signs of PCR inhibition (RapidLINK v2.0 only)
    - identifies samples at risk of exhibiting stochastic effects (RapidLINK v2.0 only)

- The instrument can connect with RapidLINK software for data upload and instrument monitoring through direct connection (via Ethernet cable) or wired/wireless networks

Optional Computer

- Optional computer laptop designed and tested with the RapidLINK Software and instrument RapidHIT ID System is recommended for system with the direct connect use case

Compliance

- The instrument is cUL compliant; tested to CAN/CSA standards, UL, CE, CISPR11, RoHS, WEEE

Vendor Service and Support

- The instrument is provided with a limited warranty for a period of one year from the date of installation (or 15 months from date of delivery, whichever comes first). Optional post warranty service contracts are available, including next business day on-site repairs (depending on region).
- The instrument is provided with a field service installation by a certified Thermo Fisher Scientific field service engineer or authorized partner.
- Thermo Fisher also offers additional service contracts for the RapidHIT ID instrument including AB Assurance, AB Maintenance Plus, and Priority 24/7 Support

For Forensics, Human Identification or Paternity/Kinship Use Only. Not for use in diagnostic or therapeutic applications.

ThermoFisher SCIENTIFIC
The world leader in serving science

County of Kane
Kane County Government Center

ITB 25-045-TK
Title: Rapid DNA Forensic Testing Instrument

Life Technologies Corporation

References

REFERENCES
RAPID DNA FORENSIC TESTING EQUIPMENT
For
KANE COUNTY BOARD, Geneva, Illinois

List below businesses or other organizations for which you have provided comparable services within the last three years:

Offeror's Name: Life Technologies Corporation

1. Organization: Hennepin County Sheriff's Office
   Address: 531 Park Ave S
   City, State, Zip Code: Minneapolis, MN 55415
   Telephone Number: 612-543-1565
   Contact Person: Allison King
   Description of Project: Rapid DNA Date of Project December 2022
   E-mail Address: allison.king@hennepin.us
2. Organization: Fishers Police Department
   Address: 4 Municipal Drive
   City, State, Zip Code: Fishers, IN 46038
   Telephone Number: 317-595-3359
   Contact Person: Lieutenant Jim Hawkins
   Description of Project: Rapid DNA Date of Project November 2021
   E-Mail Address: hawkinsj@fishers.in.us
3. Organization: Saint Charles County Police Department
   Address: 101 Sheriff Dierker Court
   City, State, Zip Code: O'Fallon, MO 63366
   Telephone Number: 636-949-7488
   Contact Person: Bryan Hampton
   Description of Project: Rapid DNA Date of Project December 2023
   E-Mail Address: bhampton@sccmo.org
4. Organization: Pinellas County Forensic Lab
   Address: 10900 Ulmerton Rd
   City, State, Zip Code: Largo, FL 33778
   Telephone Number: 727-582-6810
   Contact Person: Reta Newman
   Description of Project: Rapid DNA & MUHR ID Date of Project July 2024
   E-Mail Address: rtnewman@pinellas.gov

ThermoFisher SCIENTIFIC
The world leader in serving science

County of Kane
Kane County Government Center

ITB 25-045-TK
Title: Rapid DNA Forensic Testing Instrument

Life Technologies Corporation

Evidence of Insurance

CERTIFICATE OF LIABILITY INSURANCE

DATE(MM/DD/YYYY)
07/02/2025

THIS CERTIFICATE IS ISSUED AS A MATTER OF INFORMATION ONLY AND CONFERS NO RIGHTS UPON THE CERTIFICATE HOLDER. THIS CERTIFICATE DOES NOT AFFIRMATIVELY OR NEGATIVELY AMEND, EXTEND OR ALTER THE COVERAGE AFFORDED BY THE POLICIES BELOW. THIS CERTIFICATE OF INSURANCE DOES NOT CONSTITUTE A CONTRACT BETWEEN THE ISSUING INSURER(S), AUTHORIZED REPRESENTATIVE OR PRODUCER, AND THE CERTIFICATE HOLDER.

IMPORTANT: If the certificate holder is an ADDITIONAL INSURED, the policy(ies) must have ADDITIONAL INSURED provisions or be endorsed. If SUBROGATION IS WAIVED, subject to the terms and conditions of the policy, certain policies may require an endorsement. A statement on this certificate does not confer rights to the certificate holder in lieu of such endorsement(s).

PRODUCER
Aon Risk Services Northeast, Inc.
Boston MA Office
53 State Street
Suite 2201
Boston MA 02109 USA

CONTACT NAME:
PHONE (A/C. No. Ext): (866) 283-7122 **FAX (A/C. No.):** (800) 363-0105
E-MAIL ADDRESS:

INSURER(S) AFFORDING COVERAGE		NAIC #
INSURER A:	Travelers Property Cas Co of America	25674
INSURER B:	ACE Property & Casualty Insurance Co.	20699
INSURER C:	ACE American Insurance Company	22667
INSURER D:	ProAssurance Specialty Insurance Company	17400
INSURER E:		
INSURER F:		

INSURED
Life Technologies Corporation
Applied Biosystems LLC
Thermo Fisher Scientific Inc.
5781 Van Allen Way
Carlsbad CA 92008 USA

COVERAGES **CERTIFICATE NUMBER:** 570114125326 **REVISION NUMBER:**

THIS IS TO CERTIFY THAT THE POLICIES OF INSURANCE LISTED BELOW HAVE BEEN ISSUED TO THE INSURED NAMED ABOVE FOR THE POLICY PERIOD INDICATED. NOTWITHSTANDING ANY REQUIREMENT, TERM OR CONDITION OF ANY CONTRACT OR OTHER DOCUMENT WITH RESPECT TO WHICH THIS CERTIFICATE MAY BE ISSUED OR MAY PERTAIN, THE INSURANCE AFFORDED BY THE POLICIES DESCRIBED HEREIN IS SUBJECT TO ALL THE TERMS, EXCLUSIONS AND CONDITIONS OF SUCH POLICIES. LIMITS SHOWN MAY HAVE BEEN REDUCED BY PAID CLAIMS.

Limits shown are as requested

INSR LTR	TYPE OF INSURANCE	ADDL INSD	SUBR WVD	POLICY NUMBER	POLICY EFF (MM/DD/YYYY)	POLICY EXP (MM/DD/YYYY)	LIMITS	
C	X COMMERCIAL GENERAL LIABILITY CLAIMS-MADE X OCCUR GEN'L AGGREGATE LIMIT APPLIES PER: X POLICY PRO-JECT LOC OTHER:			G71815067006 SIR applies per policy terms & conditions	07/01/2025	07/01/2026	EACH OCCURRENCE	$2,000,000
							DAMAGE TO RENTED PREMISES (Ea occurrence)	$1,000,000
							MED EXP (Any one person)	$10,000
							PERSONAL & ADV INJURY	$2,000,000
							GENERAL AGGREGATE	$4,000,000
							PRODUCTS - COMP/OP AGG	Excluded
A	AUTOMOBILE LIABILITY X ANY AUTO OWNED AUTOS ONLY HIRED AUTOS ONLY SCHEDULED AUTOS NON-OWNED AUTOS ONLY			TC2JCAP-7439L260-TIL-25	07/01/2025	07/01/2026	COMBINED SINGLE LIMIT (Ea accident)	$2,000,000
							BODILY INJURY (Per person)	
							BODILY INJURY (Per accident)	
							PROPERTY DAMAGE (Per accident)	
B	X UMBRELLA LIAB X OCCUR EXCESS LIAB CLAIMS-MADE DED X RETENTION $25,000			XEUG71815080006	07/01/2025	07/01/2026	EACH OCCURRENCE	$10,000,000
							AGGREGATE	$10,000,000
A	WORKERS COMPENSATION AND EMPLOYERS' LIABILITY ANY PROPRIETOR / PARTNER / EXECUTIVE OFFICER/MEMBER EXCLUDED? Y / N: N (Mandatory in NH) If yes, describe under DESCRIPTION OF OPERATIONS below	N / A		UB5P0275212551K	07/01/2025	07/01/2026	X PER STATUTE OTH-ER	
							E.L. EACH ACCIDENT	$1,000,000
							E.L. DISEASE-EA EMPLOYEE	$1,000,000
							E.L. DISEASE-POLICY LIMIT	$1,000,000
C	Products Liability			G72530494005 Completed Ops-Claims Made SIR applies per policy terms & conditions	07/01/2025	07/01/2026	Aggregate Limit Each Claim	$5,000,000 $5,000,000

DESCRIPTION OF OPERATIONS / LOCATIONS / VEHICLES (ACORD 101, Additional Remarks Schedule, may be attached if more space is required)

Evidence of Insurance.

CERTIFICATE HOLDER

Life Technologies Corporation
Applied Biosystems LLC
Thermo Fisher Scientific Inc.
5781 Van Alley Way
Carlsbad CA 92008 USA

CANCELLATION

SHOULD ANY OF THE ABOVE DESCRIBED POLICIES BE CANCELLED BEFORE THE EXPIRATION DATE THEREOF, NOTICE WILL BE DELIVERED IN ACCORDANCE WITH THE POLICY PROVISIONS.

AUTHORIZED REPRESENTATIVE

Aon Risk Services Northeast, Inc.

Holder Identifier :

Certificate No : 570114125326

©1988-2015 ACORD CORPORATION. All rights reserved

The ACORD name and logo are registered marks of ACORD

AGENCY CUSTOMER ID: 570000057847

LOC #:

ADDITIONAL REMARKS SCHEDULE

AGENCY	NAMED INSURED
Aon Risk Services Northeast, Inc.	Life Technologies Corporation
POLICY NUMBER: See Certificate Number: 570114125326	
CARRIER: See Certificate Number: 570114125326 — NAIC CODE:	EFFECTIVE DATE:

ADDITIONAL REMARKS

THIS ADDITIONAL REMARKS FORM IS A SCHEDULE TO ACORD FORM,

FORM NUMBER: ACORD 25 **FORM TITLE:** Certificate of Liability Insurance

INSURER(S) AFFORDING COVERAGE	NAIC #
INSURER	
INSURER	
INSURER	
INSURER	

ADDITIONAL POLICIES If a policy below does not include limit information, refer to the corresponding policy on the ACORD certificate form for policy limits.

INSR LTR	TYPE OF INSURANCE	ADDL INSD	SUBR WVD	POLICY NUMBER	POLICY EFFECTIVE DATE (MM/DD/YYYY)	POLICY EXPIRATION DATE (MM/DD/YYYY)	LIMITS	
	EXCESS LIABILITY							
D				EX25MA380009 Excess Prods-Claims Made	07/01/2025	07/01/2026	Aggregate	$10,000,000
							Each Occurrence	$10,000,000

© 2008 ACORD CORPORATION. All rights reserved.

The ACORD name and logo are registered marks of ACORD

ThermoFisher SCIENTIFIC

The world leader in serving science

County of Kane
Kane County Government Center

ITB 25-045-TK
Title: Rapid DNA Forensic Testing Instrument

Life Technologies Corporation

Bid Submittals Checklist

BID SUBMITTALS CHECKLIST

The undersigned Vendor acknowledged and verified that all required documents, statements, and all certificates meeting the County's requirements are included in their bid response. The vendor shall check the following required submittal items checklist to assure the completeness and in order to assemble their bid response.

_✓_: SIGNED BID OFFER TO CONTRACT FORM with all supporting documents (pages 21-29), including the vendor bid form, as applicable.

_✓_: VENDOR DISCLOSURE STATEMENT (mandatory submittal if award of contract)

_✓_: VENDOR FAMILIAL RELATIONSHIP DISCLOSURE STATEMENT (mandatory submittal if award of contract)

_✓_: PROOF OF CURRENT CERTIFICATE OF INSURANCE (Submit current coverages with bid response). The actual certificate of insurance that meets the County's requirements including naming the County of Kane, as a certificate holder and an additional name insured with required policy endorsements, shall be submitted before issuing of award and contract execution. (See attached sample, a required submittal if award of contract)

_✓_: REFERENCES & CONTACT INFORMATION

_✓_: ONE (1) ORIGINAL BID MUST BE SUBMITTED ELECTRONICALLY THROUGH BIDNET DIRECT.

Vendor/Agency: Life Technologies Corporation

Address/City/State: 5781 Van Allen Way/Carlsbad/CA

Phone # 800-955-6266x1 Fax # 800-331-2286

ThermoFisher SCIENTIFIC

The world leader in serving science

County of Kane
Kane County Government Center

ITB 25-045-TK
Title: Rapid DNA Forensic Testing Instrument

Life Technologies Corporation

Quotation No.5953316

Quotation: S5953316

September 23, 2025

Life Technologies Corporation
5781 Van Allen Way
Carlsbad, CA 92008
Fax No.: 1-800-331-2286 USA
To Order: 1-800-955-6288 USA
www.thermofisher.com

To place an order from this quote, sign in to your account at thermofisher.com

Alternatively, you can email your order to
NAInstrumentOrders@thermofisher.com
or Fax it to 877-680-2537.

To ensure you receive your discount pricing, please clearly reference your quotation number on your purchase order. Please issue your **Purchase Order to: Life Technologies Corporation.**

We now offer highly competitive financing options with low monthly payments. Please contact your local sales representative, or click here for more information on how we can meet your financing needs.

Valid From	:	07/31/2025
Valid To	:	01/28/2026
Freight Terms	:	Freight-free
Payment Terms	:	Net 30

KANE COUNTY SHERIFFS OFFICE

EVIDENCE SECTION
STE A
37W755 IL ROUTE 38

SAINT CHARLES, IL 60175 US

ATTN:

WE ARE PLEASED TO QUOTE ON YOUR REQUIREMENT AS FOLLOWS

Item No	SKU	Description	Min Qty	List Price	Net Price	Extended Price
1	A41810	AB RAPIDHIT ID SYSTEM SYSTEM	1	$213,100.00	$106,550.00	$106,550.00
2	A59805	RLINK MATCHING SUITE V1.0 SOFTWARE	1	$13,840.00	$6,920.00	$6,920.00
3	A59183	AB RLINK V2.0 - SOFTWARE ONLY EACH	1	$13,740.00	$6,870.00	$6,870.00
4	A48503	RAPIDLINK LAPTOP SYSTEM CARTON	1	$3,390.00	$1,695.00	$1,695.00
Product Notes:	This includes a laptop and power cords.					
5	A53084	AB RHID PRIMARYCTRG GFE 150 EACH	1	$11,460.00	$5,730.00	$5,730.00
6	A41831	AB RHID ACE GFE 50 SMPL KIT EACH	1	$8,210.00	$4,105.00	$4,105.00
7	A54338	RAPIDINTEL PLUS 50 SMPL KIT EA	1	$8,560.00	$4,280.00	$4,280.00
8	A54344	RAPIDINTEL PLUS LADDER 5 CART.	1	$1,462.00	$731.00	$731.00

Item No	SKU	Description	Min Qty	List Price	Net Price	Extended Price
		EA				
9	A42469	AB RHID ACE GFE POS CTRL CTDG EA	1	$284.00	$142.00	$142.00
Product Notes:		Applied Biosystems RapidHIT™ ID ACE GlobalFiler™ Positive Control Sample Cartridge				
10	A42470	AB RHID ACE GFE NEG CTRL CTDG CARTRIDGE	1	$284.00	$142.00	$142.00
Product Notes:		Applied Biosystems RapidHIT™ ID ACE GlobalFiler™ Negative Control Sample Cartridge				
11	A54342	RAPIDINTEL PLUS POSITIVE CART EA	1	$295.00	$147.50	$147.50
12	A54343	RAPIDINTEL PLUS NEGATIVE CART EA	1	$295.00	$147.50	$147.50
13	400096RH	RAPIDHIT ID GFE CNTRL 5 SAMPLE CRTRDG KIT	1	$1,446.00	$723.00	$723.00
14	A42471	AB RHID UTILITY CTDG CARTRIDGE	1	$69.00	$34.50	$34.50
Product Notes:		Applied Biosystems RapidHIT™ ID Utility Cartridge				

Subtotal:	$138,217.50
Estimated Shipping & Handling:	$445.00
Total:	$138,662.50

Optional Items:

Item No	SKU	Description	Min Qty	List Price	Net Price	Extended Price
15	ZG11SCRHID	AB ASSURANCE,1PM, RAPIDHIT ID EA	1	$19,130.00	$12,434.50	$12,434.50

This quotation, and Life Technologies' **GENERAL TERMS AND CONDITIONS OF SALE** (which are incorporated by reference into this quotation and any resulting contract), set out the terms on which Life Technologies is offering to sell the product(s) or service(s) listed in this quotation. By issuing a purchase order or otherwise ordering or accepting product(s) or services, you expressly confirm that you intend to be bound by and agree to the terms of this quotation and Life Technologies' General Terms and Conditions of Sale to the exclusion of all other terms not expressly agreed to in writing by an authorized representative of Life Technologies, and that the purchase and sale transaction between you and Life Technologies is subject to and will be governed by this quotation and Life Technologies' General Terms and Conditions of Sale.

Customers may be required to evaluate as a discount, for cost-reporting purposes, the value of any Product listed as $0.00 on any invoice. The Product listed as $0.00 represents an in-kind discount and is included in the total fair market value price for the instrument product.

Life Technologies' General Terms and Conditions of Sale can be found on Life Technologies' website at http://www.thermofisher.com/termsandconditions under the "terms and conditions" link at the bottom of the webpage.

NOTE: Customer MUST reference quotation number when ordering to receive discounts

ADDITIONAL TERMS AND CONDITIONS OF QUOTATION

1. This quotation shall apply only to direct order purchases. In order to receive quoted prices, the quotation number must be referenced at time of order. Credits will not be issued for orders not referencing quotation numbers.

2. The effective dates of this quotation appear on the first page unless otherwise noted.

3. Percentage discounts in this quotation will be calculated from our current price for the applicable product. Discounts will be calculated from single unit catalog price. We reserve the right to change our prices at any time. Any increase or decrease to the price of a product would result in a change to your discounted price. Certain discounts are based on categories of products (e.g., "Pricing Product Line" or "PPL" discounts) that might change over time. We reserve the right to re-align products within a category or add or remove products to or from a specific category at any time. Such realignment, addition or removal may result in a change to your discounted price for a particular product.

4. We may terminate this quotation upon written notice.

5. This quotation contains our confidential pricing information which if disclosed to third parties could cause competitive harm to us. Subject to overriding obligations to third party funding agencies or governmental entities, the customer agrees to keep all pricing information contained herein confidential.

Joyce Guse
joyce.guse@thermofisher.com
Sales Representative

ThermoFisher SCIENTIFIC
The world leader in serving science

County of Kane
Kane County Government Center

ITB 25-045-TK
Title: Rapid DNA Forensic Testing Instrument

Life Technologies Corporation
Vendor Certification

VENDOR CERTIFICATION

This information is collected for reporting purposes only and will not have any influence on vendor selection. It is required by the State of Illinois. Please check any of the following boxes that apply to the ownership of your firm.

- ☐ Minority-owned Business (MBE)
- ☐ Woman-owned Business (WBE)
- ☐ Business Enterprise Program (BEP)
- ☐ Small Disadvantaged Business (SDB)
- ☐ Kane County Local Business
- ☐ Veteran-owned Business Enterprise (VBE)
- ☐ Service-Disabled Veteran-owned Business Enterprise (SDVBE)
- ☐ Veteran-owned Small Business (VOSB)
- ☐ Persons with Disabilities-owned Business Enterprises (PDBE)
- ☒ N/A – These categories do not apply to my business

Please Note: It is required that you check at least one box.

ThermoFisher SCIENTIFIC
The world leader in serving science

County of Kane
Kane County Government Center

ITB 25-045-TK
Title: Rapid DNA Forensic Testing Instrument

Life Technologies Corporation

Exceptions to Solicitation

ThermoFisher SCIENTIFIC
The world leader in serving science

County of Kane
Purchasing Department
ITB No.: 25-045-TK – Rapid DNA Forensic Testing Instrument

Exceptions to Solicitation

Pursuant to the Instructions to Bidders, **Life Technologies Corporation** ("Life Technologies" or "Vendor") submits the following material exceptions and deviations to the above-referenced solicitation.

A. General Exception

Any resulting purchase order or contract will be governed by the terms and conditions of the ITB, as modified by these Exceptions to Solicitation, together with **Life Technologies' Terms and Conditions of Sale**, to the extent allowable under applicable Illinois law.

B. Invitation to Bid Exceptions

1. **Section 2 – Delivery Terms**
   Delivery will be FOB Shipping Point with risk of loss passing to the County upon shipment.

2. **Section 18 – Indemnification**
   Life Technologies indemnity is limited to:

   (i) third-party bodily injury or property damage caused by Life Technologies' negligence, and
   (ii) U.S. intellectual property infringement by products as delivered.

   No broader indemnity is accepted. Life Technologies' indemnification obligations are defined in **Section 9 – Indemnification** of Life Technologies' Terms and Conditions of Sale.

3. **Section 9 & 10 – Payment/ Invoice Submission**
   Life Technologies' standard payment terms are **Net 30 days** from the invoice date. Life Technologies cannot accept County-specific invoice prerequisites that delay or condition payment beyond these standard terms.

4. **Section 21 – Warranty**
   Life Technologies provides its standard limited warranty, which offers repair, replacement, or refund of the purchase price as the exclusive remedy. All implied warranties, including merchantability and fitness for a particular purpose, are disclaimed. Products supplied under this solicitation will be covered exclusively by Life Technologies' standard manufacturer warranties. Details are set forth in **Section 8 – Warranties** of Life Technologies' Terms and Conditions of Sale.

5. **Section 24 – Prevailing Wage Rates**
   Life Technologies provides commercial equipment and related services only and is therefore **not subject to prevailing wage or certified payroll requirements**.

6. **Section 25 – Royalties and Patents**
   Life Technologies only its standard intellectual property indemnity for products as delivered and rejects open-ended obligations for customer-selected combinations, modifications, or

uses outside product specifications. Intellectual property rights and obligations are described in **Section 11 – Intellectual Property** of Life Technologies' Terms and Conditions of Sale.

7. **Section 28 – Insurance**
   Life Technologies provide a **Certificate of Insurance** evidencing commercially reasonable coverage, including blanket Additional Insured and Primary/Non-Contributory status where required by the final contract. However, Life Technologies cannot agree to bespoke endorsements, copies of insurance policies, or notice requirements beyond what its insurance carriers permit. All insurance obligations must align with Thermo Fisher Scientific's internal risk management guidelines to remain enforceable and administratively feasible.

ThermoFisher SCIENTIFIC
The world leader in serving science

County of Kane
Kane County Government Center

ITB 25-045-TK
Title: Rapid DNA Forensic Testing Instrument

Life Technologies Corporation
Terms and Conditions of Sale
(“Sales Terms”)

TERMS AND CONDITIONS OF SALE

Unless otherwise expressly agreed in writing, your purchase of products is subject to the following terms and conditions:

Note: Life Technologies Corporation is referred to herein as "we" "us" or "our" and Customer is referred to as "you" and "your".

1. Agreement Terms

1.1 General Terms. These terms and conditions ("Terms"), our quotation (if any) and Supplementary Terms, if any, comprise the agreement ("Agreement") between you and Life Technologies Corporation. You agree to accept and be bound by the Agreement by ordering products on thermofisher.com or if you receive ordering or sales documents that reference these Terms. This Agreement is the complete and exclusive contract between us with respect to your purchase of the products.

1.2 Supplementary Terms. Some of our products are subject to additional software licenses, limited use label licenses or other written contract terms that you will not find here ("Supplementary Terms"). You will find any Supplementary Terms that apply to your purchase in our quotation to you, on thermofisher.com, or in literature that accompanies the product. You can also obtain copies from Customer Services.

1.3 Terms Conflict. If any conditions within the Agreement documents conflict with each other, we will give them the following priority: (a) the quotation; (b) any applicable Supplementary Terms; and (c) finally these Terms. We expressly reject any different terms or provisions contained in any document you provide, and if the terms and conditions in this Agreement differ from the terms of your offer, this Agreement will serve as the governing terms for our contract.

1.4 When Agreement takes Effect. The Agreement between us is created when you receive email confirmation that we have accepted your order.

2. Price

2.1 Determining Price. We may change our prices at any time without notice. Prices we quote you are valid for 30 days, unless we state otherwise in writing. If no price has been specified or quoted to you, the price will be the product price on thermofisher.com in effect at the time we accept your order.

2.2 Taxes and Fees. Our product prices do not include any taxes (including VAT), duties, levies or other government fees that may apply to your order. If they apply, it will be your responsibility to pay them. If we pay them, we will add them to your invoice. If you claim any exemption, you must provide a valid, signed certificate or letter of exemption for each respective jurisdiction.

2.3 Delivery Fees; Freight Policy. You are also responsible for standard delivery and handling charges, if applicable, and our product prices do not include such charges unless expressly stated. If we pay such charges, we will also add these to your invoice.

3. Cancellation and Changes

Once you have placed your order, you cannot cancel or change it without our written consent.

4. Payment

4.1 Payment Terms. We will invoice you for the product price and all other charges due when we ship you the products. Unless we have agreed otherwise in writing, you will pay us within 30 days from your receipt of invoice. Each order is a separate transaction, and you may not off-set payments, including from one order against another. We reserve the right to require you to make full or partial payment in advance, or provide other security to our satisfaction, if we believe in good faith that your financial condition does not justify the payments terms otherwise specified. You will make all payments in the currency specified in our invoice to you. You may make payments via ACH or other electronic interface that directly exchanges funds between your bank account and ours; checks mailed to one of our lockbox remittance locations; or a credit card at the time of purchase. We will not accept credit card payments made after the time of your purchase.

4.2 Late Payment. If you are late in making payment then, without affecting our other rights you will make payment to us, upon our demand, of a late-payment charge. The late payment charge will be calculated as interest on the sums due from the payment due date until you make payment in full, at the rate of 1.5% per month, or, if less, the maximum amount allowed by law and will also include our reasonable costs of collection (including collection agency fees and attorneys' fees). We also reserve the right to cancel or stop delivery of products in transit and withhold shipments in whole or in part if you do not pay us when due, or if you otherwise do not perform your obligations in this Agreement.

5. Delivery

5.1 Delivery. We will ship products to the destination you specify in your order, FCA Incoterms 2010 our shipping point. By agreeing to these Terms, you (i) give your consent for us to arrange for carriage for all products supplied hereunder on your behalf; and (ii) waive your right to arrange carriage or to give us any specific instructions regarding carriage. We may, in our discretion, make partial shipments and invoice each shipment separately. Our shipping dates are approximate only, and we will not be liable for any loss or damages resulting from any delay in delivery. You may not refuse delivery or otherwise be relieved of any obligations as the result of such delay. If our delivery of a product to you is delayed due to any cause within your control, we will place the delayed products in storage at your risk and expense.

6. Risk of Loss and Title

Excluding software incorporated within or forming part of a product, which we or our licensors continue to own, title to and risk of loss of the products will pass to you when we load them onto the commercial carrier at our facility.

7. Returns and Shortages

7.1 Returns. Customer Services must pre-authorize all product returns. Customer Services will approve return of any product that is damaged or defective on receipt, provided you contact Customer Services within five days after receiving the product and provided such damage or defect has not been caused by any failure by you or the carrier to handle or store products using reasonable care or as otherwise indicated on the label. If you do not contact us within this five day period, we will deem the product to be accepted, but you will not lose any warranty rights.

7.2 Product-Credit Eligibility. If we exercise our discretion to authorize a product for return then the product must arrive at our facilities in a condition satisfactory for resale. Any return not due to our error is subject to a restocking charge of 25% of the sale price. We do not credit shipping charges.

You will not receive credit for any product returned without our prior consent.

8. Warranties

8.1 Limited Warranties for Consumables and General Labware. Unless a different warranty is included in applicable Supplementary Terms or product literature or on the relevant thermofisher.com product pages, we warrant that each consumable and item of general labware will meet its specifications in our published catalogs or associated Supplementary Terms. This warranty lasts from the time we ship the consumable or item of general labware until the earlier of: (a) the consumable's or item of general labware's expiry or "use by" date; and (b) its specified number of uses. If we do not specify the expiry date, the number of uses, or a different warranty period, the warranty will last for twelve (12) months from the date we ship the product.

8.2 Limited Warranties for Instruments. Unless a different warranty is included in applicable Supplementary Terms, or in the applicable quotation, we warrant that instruments will be free of defects in materials and workmanship, when subjected to normal, proper and intended usage by properly trained personnel, for twelve (12) months from the date we ship the instrument to you, or in the case of instruments that require installation by our personnel, twelve (12) months from installation, but in no event longer than fifteen (15) months from the date we ship the instrument to you.

8.3 Limited Warranty for Spare Parts. We also warrant that spare parts you purchase from us and that we install, or are installed by a company we have certified as an authorized installer, will be free of defects in materials and workmanship for three (3) months from the date we deliver them, or, if longer, the original warranty period of the instrument in which the part is installed. We do not provide warranties for parts that you do not purchase from us or that we do not install. These parts are provided "as is".

8.4 Exclusions. In addition to our exclusion for third party products as set out in Section 8.7 of these Terms, our warranties do not apply to (a) normal wear and tear; (b) accident, disaster or event of force majeure; (c) your misuse, fault or negligence; (d) causes external to the products such as, but not limited to, power failure or electrical power surges; (e); instruments sold to you as 'used' products; (f) installation, removal, use, maintenance, storage, or handling in an improper, inadequate, or unapproved manner by you or any third party (including the carrier), such as, but not limited to, failure to follow our instructions or operating guidelines, or protocols, operation outside of stated environmental or use specifications, or operation or contact with unapproved software, materials, chemicals or other products; or (g) products manufactured in accordance with specifications you gave us. ADDITIONALLY, ANY INSTALLATION, MAINTENANCE, REPAIR, SERVICE, RELOCATION OR ALTERATION TO OR OF, OR OTHER TAMPERING WITH, THE PRODUCTS PERFORMED BY ANY PERSON OR ENTITY OTHER THAN US WITHOUT OUR PRIOR WRITTEN APPROVAL, OR ANY USE OF REPLACEMENT PARTS WE HAVE NOT SUPPLIED, WILL IMMEDIATELY VOID AND CANCEL ALL WARRANTIES WITH RESPECT TO THE AFFECTED PRODUCTS.

If we determine that products for which you requested warranty services are not covered by the warranty, or if we provide repair services or replacement parts that are not covered by this warranty, you will pay or reimburse us for all costs of investigating and responding to such request at our then prevailing time and materials rates.

8.5 Limitations.

(A) OUR WARRANTIES EXTEND ONLY TO YOU, THE ORIGINAL PURCHASER AND YOU CANNOT TRANSFER THEM. OUR OBLIGATION TO REPAIR OR REPLACE A PRODUCT IS YOUR SOLE REMEDY.

(B) EXCEPT AS OTHERWISE STATED, WE DISCLAIM ALL OTHER WARRANTIES, WHETHER EXPRESS OR IMPLIED, ORAL OR WRITTEN, WITH RESPECT TO THE PRODUCTS, INCLUDING WITHOUT LIMITATION ALL IMPLIED WARRANTIES

(a) OF MERCHANTABILITY;

(b) OF FITNESS FOR ANY PARTICULAR PURPOSE; AND/ OR

(c) THAT THE PRODUCTS ARE ERROR-FREE OR WILL ACCOMPLISH ANY PARTICULAR RESULT.

8.6 Remedies. During the applicable warranty period only, for products not meeting our warranty, we agree, in our sole discretion, to repair or replace the non-conforming product and/or provide additional parts as reasonably necessary to comply with our warranty obligations, but you must first promptly notify us in writing when you discover any defect or non-conformance, and include in the notice clear details of your warranty claim. After our review, assuming we authorize the product return, we will provide you with service data and/or a Return Material Authorization ("RMA"), which may include biohazard decontamination procedures and other product-specific handling instructions that you must follow. For valid product warranty claims timely made in accordance with this Agreement, you must return the non-conforming products to us, unless we agree otherwise, and we will prepay the shipping costs. For instruments only, we may choose to provide you with new or refurbished replacement parts. All replaced parts will become our property. We will ship your repaired or replacement products according to our Delivery terms in Section 5 of these Terms.

8.7 Third Party Products. We do not support or make any warranties about products manufactured or supplied by third parties that you purchase through any of our sales channels. When you buy a third party product, we will let you know that this purchase is governed by the third-party's own contract terms. You must look directly to the relevant third-party manufacturer for product support, warranties, and to make warranty claims. We agree, however, to assign to you any warranty rights we may receive from the original manufacturer or third party supplier, to the extent the original manufacturer or third party supplier allows.

9. Indemnification

9.1 Our Indemnity.

(A) Our Infringement Indemnity. We will defend and indemnify you against infringement damages finally awarded in any legal action brought by a third party against you alleging infringement of any intellectual property rights owned by third parties arising directly and solely from a product, as manufactured and provided by us to you, but always excluding use and/or combination of such product with other products or components. This infringement indemnity does not apply to (a) claims that arose based on your failure to comply with the Agreement; (b) claims that arose based on your failure to acquire any applicable additional intellectual property rights related to your use of the products ("Additional Rights"); (c) products that we made, assembled or labeled in reliance upon your instructions, specifications, or other directions; (d) your use or resale of products; (e) modifications made by you or any third party; or (f) products originating from third parties.

THIS INDEMNITY IS OUR ONLY LIABILITY TO YOU, AND, SUBJECT TO SECTION 11.4 OF THESE TERMS, YOUR ONLY REMEDY, FOR ANY INFRINGEMENT OR CLAIMED INFRINGEMENT OF THIRD PARTY INTELLECTUAL PROPERTY RIGHTS BY OR IN CONNECTION WITH ANY PRODUCT.

(B) Conditions to Our Indemnity. As a condition to our indemnification obligations you must (a) notify us in writing, as soon as you become aware of any claim; (b) not admit any liability or take any other action in connection with the claim that could affect the defense; (c) allow us to solely control the defense or settlement of the claim; (d) give us your reasonable information, co-operation and assistance; and (e) take all reasonable steps to mitigate losses incurred, including allowing us to exercise any and all of options set out in Section 11.4 of these Terms.

9.2 Your Indemnity of Us. If a third party makes a claim against us for infringement of its intellectual property rights based on (a) our manufacture or sale of a product or custom product we make under your instructions, specifications, or other directions, or using materials that you provide to us, (b) your failure to comply with the Agreement, (c) your failure to acquire any applicable Additional Rights, or (d) your modification, use or resale of a product, then you will indemnify and hold us harmless from and against any and all claims, losses, damages, liabilities and expenses (including reasonable attorneys' fees and other costs of defending and/or settling any action) that we may have to pay as a result of the claim.

10. Software

10.1 Definitions. With respect to any software products incorporated in or forming a part of our products, you understand and agree that we are licensing such software products and not selling them, and that the words "purchase", "sell" or similar or derivative words are understood and agreed to mean "license", and that the word "you" is understood and agreed to mean "licensee". We, or our licensor, as applicable, retain all rights and interest in software products we provide to you.

10.2 License. We hereby grant to you a royalty-free, non-exclusive, nontransferable license, without power to sublicense, to use software we provide to you under this Agreement solely for your own internal business purposes on the hardware products we provide you hereunder, and to use the related documentation solely for your own internal business purposes. This license will automatically terminate when your lawful possession of the associated hardware products provided hereunder ceases, unless earlier terminated as provided in this Agreement.

10.3 Restrictions. You agree to hold in confidence and not to sell, transfer, license, loan or otherwise make available in any form to third parties the software products and related documentation provided hereunder. You may not disassemble, decompile or reverse engineer, copy, modify, enhance or otherwise change or supplement the software products provided hereunder without our prior written consent. We will be entitled to terminate this license if you fail to comply with any term or condition herein.

10.4 Return of Software and Documentation. You agree, upon termination of this license, immediately to return to us all software products and related documentation provided hereunder and all copies and portions thereof.

10.5 Third Party Software. The warranty and indemnification provisions set forth in this Agreement will not apply to third party owned software products we provide you. We agree, however, to assign to you any warranty rights we may receive from the original developer or third party supplier, to the extent the original developer or third party supplier allows.

11. Intellectual Property

11.1 Use Limitations. As between you and us, we exclusively own all intellectual property rights relating to our products and services. Unless we expressly state otherwise in Supplementary Terms, our sale of products to you grants you only a limited, nontransferable right under our intellectual property to use the quantity of products purchased from us for your internal research purposes. No right to transfer, reverse engineer, decompile, disassemble, distribute or resell our products or any of their components is conveyed expressly, by implication, or by estoppel. Unless expressly permitted by us in writing, you will not modify, change, remove, cover or otherwise obscure any of our brands, trade or service marks on the products. Nothing in the Agreement limits our ability to enforce our intellectual property rights.

11.2 Commercial Applications; Additional Rights. Unless we expressly state otherwise in Supplementary Terms, we give no rights to use our products in any commercial application, including manufacturing, quality control, commercial services such as reporting the results of your activities for a fee or other consideration, or in vitro diagnostic uses, ex vivo or in vivo therapeutic uses, or any type of consumption by or application to humans or animals. If you need commercial use rights in respect of our products (including the right to perform fee-for services), please contact our out-licensing department at outlicensing@thermofisher.com. Where your use of our product is outside the scope of the Agreement, it is solely your responsibility to acquire Additional Rights.

11.3 Intellectual Property Ownership. Unless otherwise specified in applicable Supplementary Terms, we exclusively own all intellectual property rights in any inventions (patentable or otherwise), discoveries, improvements, data, know-how, or other results that are conceived, developed, discovered, reduced to practice, or generated by or for us, or jointly by you and us, in relation to processes, designs and methods utilized in manufacture of a custom product. You agree to transfer and assign to us all your right, title, and interest in and to any joint intellectual property. At our request and at our expense, you will help us secure and record our rights in such intellectual property.

11.4 Intellectual Property Infringement. We want to avoid claims of intellectual property infringement. If we believe a product we have sold to you may be subject to a claim for intellectual property infringement, you must allow us (at our option) to either (a) secure for you the right to continue using the product; (b) substitute the product with another suitable product with similar functionality; or (c) tell you to return the product to us and we will refund to you the price you paid. In the case of instruments, we will take off a reasonable amount for the instrument's use, damage or because it is now out of date or out of use.

12. Custom Products

12.1 Declining to Make or Deliver. If you ask us to manufacture a custom product, we may decline to design or manufacture that product at any stage of the process if the product is unsuitable or commercially impractical to manufacture as specified. If so, we will notify you, and you will not be obligated to pay any fees for any expenses we incurred in connection with the declined product. If a custom component or material fails, we may delay or cancel a custom product's delivery without liability to us.

12.2 Your Responsibilities. By submitting an order for a custom product, you represent and agree that you (a) have given us all information you know of regarding any biological, radiological, and chemical hazards associated with the handling, transport, exposure to, or other use of the materials you supply to us; and (b) have the requisite rights, including but not limited to any necessary intellectual property rights, to instruct manufacture of such product.

13. Instrument-Related Services

When you purchase an instrument, we may install it and provide training, maintenance, repairs, or any other services that you and we expressly agree on ("Instrument Services"). We also offer annual and other instrument-service plans. All Instrument Services are subject to our Instrument Services Supplementary Terms. For full details of our instrument-service plans and to obtain a copy of our Instrument Services Supplementary Terms, please check our website and/or contact Customer Services.

14. Limitations and Exclusions of Liability

(A) TO THE MAXIMUM EXTENT PERMITTED BY APPLICABLE LAW, WE WILL NOT BE LIABLE UNDER ANY LEGAL THEORY (INCLUDING BUT NOT LIMITED TO CONTRACT, NEGLIGENCE, STRICT LIABILITY IN TORT OR WARRANTY OF ANY KIND) FOR ANY

INDIRECT, SPECIAL, INCIDENTAL, PUNITIVE, MULTIPLE, EXEMPLARY OR CONSEQUENTIAL DAMAGES (INCLUDING BUT NOT LIMITED TO ALL COSTS OF COVER, LOST PROFITS, LOST DATA, LOSS OF BUSINESS, LOSS OF GOODWILL OR LOSS OF REVENUE) THAT YOU MIGHT INCUR UNDER THE AGREEMENT, OR THAT MAY ARISE FROM OR IN CONNECTION WITH OUR PRODUCTS OR SERVICES, EVEN IF WE HAD NOTICE OF THE POSSIBILITY OF SUCH DAMAGES.

(B) IN ADDITION, OUR MAXIMUM AGGREGATE LIABILITY ARISING OUT OF OR IN CONNECTION WITH THE AGREEMENT, OR ANY PRODUCT UNIT OR SERVICE, IS LIMITED TO 120% OF THE AMOUNT YOU PAID TO US FOR THE SPECIFIC PRODUCT PURCHASED THAT GAVE RISE TO THE LIABILITY.

(C) THE PROVISIONS ABOVE IN THIS SECTION 14 DO NOT LIMIT OUR LIABILITY THAT CANNOT BE LIMITED BY LAW, INCLUDING BUT NOT LIMITED TO LIABILITY FOR FRAUD AND DEATH OR PERSONAL INJURY CAUSED BY OUR NEGLIGENCE.

15. Export Restrictions

15.1 Items. You acknowledge that each product and any related software and technology, including technical information we supply you, including those contained in product documents (collectively "Items"), is subject to U.S., EU and local government export controls.

15.2 Export Controls. The export controls may include, among others, those of the Export Administration Regulations of the U.S. Department of Commerce (the "EAR"), which may restrict or require licenses for the export of Items from the United States and their re-export from other countries.

15.3 Compliance Requirements. You must comply with the EAR, and all other applicable laws, regulations, treaties, and agreements relating to the export, re-export, and import of any Item. You must not, directly or indirectly, without first obtaining the required license to do so from the appropriate U.S. government and/or other governmental agencies; (a) export, re-export, distribute or supply any Item to (a) any restricted or embargoed country or to a person or entity whose privilege to participate in exports has been denied or restricted by the U.S., EU or other local government; (b) any person or entity who is involved in improper development or use of nuclear weapons or of chemicals/biological weapons, or missiles, or in terrorist activities. You will, if we request, provide information on the end user and end use of any Item you export or plan to export.

15.4 Audit Cooperation. You will cooperate fully with us in any official or unofficial audit or inspection related to applicable export or import control laws or regulations, and will indemnify and hold us harmless from, or in connection with, your or your consultants', agents' or employees' violation of this Section 15.

15.5 Cancellation of Deliveries. If we suspect that you may be or intend to be in violation of any of this Section 15, we may immediately and without notice cancel any and all deliveries to you.

16. Miscellaneous

16.1 No Assignment. You may not delegate any duties nor assign any rights or claims hereunder without our prior written consent, and any such attempted delegation or assignment will be void.

16.2 Governing Law. The Agreement and performance under it will be governed by the laws of (a) the state of Massachusetts, if you are located in the USA or Canada; or (b) the laws of the country where the selling entity (as specified on your order confirmation from us) is located, if you are not located in the USA or Canada. In the event of any legal proceeding between you and us relating to the Agreement, neither party may claim the right to a trial by jury. Any action arising under the Agreement must be brought within one year from the date that the cause of action arose. The U.N. Convention on Contracts for the International Sale of Goods is hereby expressly excluded.

16.3 Regulatory Restrictions. In addition to the restrictions set out in Section 11 of these Terms: (a) you must use our products in accordance with our instructions; (b) you are solely responsible for making sure that the way you use our products complies with applicable laws, regulations and governmental policies; (c) you must obtain all necessary approvals and permissions you may need; and (d) it is solely your responsibility to make sure the products are suitable for your particular use.

16.4 Uncontrollable Circumstances. We will not be responsible or liable for failing to perform our obligations under the Agreement to the extent caused by circumstances beyond our reasonable control. In certain situations, we may use our reasonable judgment and apportion products then available for delivery fairly among our customers.

16.5 No Waiver; Invalidity. Our failure to exercise any rights under the Agreement is not a waiver of our rights to damages for your breach of contract and is not a waiver of any subsequent breach. If any provision or part of the Agreement is found by any court of competent jurisdiction to be invalid or unenforceable, such invalidity or unenforceability will not affect the other provisions of the Agreement. No person other than you or us will have any rights under the Agreement.

16.6 Headings. Headings are for convenience only and shall not be used in the interpretation of these Terms.

16.7 Confidentiality. You agree to keep confidential any non-public technical information, commercial information (including prices, without limitation) or instructions (including any gene sequences, oligo types or sequences) received from us as a result of discussions, negotiations and other communications between us in relation to our products or services.

16.8 Notices. Any notice or communication required or permitted under these Terms must be in writing and will be deemed received when personally delivered, or 3 business days after being sent by certified mail, postage prepaid, to a party's specified address.

16.9 Requirement to Reduce to Writing. No waiver, consent, modification, amendment or changes to the terms of the Agreement will be binding unless in writing and signed by both of us. Our failure to object to terms contained in any subsequent communication from you will not be a waiver or modification of our Agreement.

16.10 Severability. Any provision of the Agreement which is prohibited or which is held to be void or unenforceable shall be ineffective only to the extent of such prohibition or unenforceability without invalidating the remaining provisions hereof.

Updated November 05, 2024

ThermoFisher SCIENTIFIC
The world leader in serving science

County of Kane
Kane County Government Center

ITB 25-045-TK
Title: Rapid DNA Forensic Testing Instrument

Life Technologies Corporation
Instrument Service Terms and Conditions ("Service Terms")

Instrument Services Terms and Conditions

These terms and conditions apply to instrument services purchased from Life Technologies Corporation ("we" "us" or "our"). If you purchase instrument services from other Thermo Fisher Scientific entities, different terms and conditions may apply. If you have any questions about our quotation, our ordering process, or what terms and conditions apply to your order, please call Customer Services at 1 800 955 6288.

As used in this document, "you" and "your" refer to our Instrument Services customer that appears on the Instrument Services quotation and/or any final Service Plan documents.

1. Contract Terms.

1.1 General Terms. These are the contract terms and conditions under which we sell, and/or provide, our Instrument Services to you ("Service Terms"), unless (i) we specifically designate other terms to apply to a specific service; or (ii) if you and we have entered into a valid, active, written agreement that expressly provides that its terms supersede and replace these Service Terms with respect to the services covered by the other agreement. Any additional or different terms and conditions that you may provide to us, are material alterations and we reject them. These Service Terms collectively with any quotation provided by us constitute the "Agreement." Our offer to sell and/or perform Instrument Services is expressly limited to the terms of the Agreement. By ordering or requesting Instrument Services from us, you agree to accept and be bound by these Service Terms. The Agreement is the complete and exclusive contract between us with respect to your purchase of, or request for, Instrument Services.

1.2. Terms Conflict. If any conditions within the Agreement documents conflict with each other, we will give them the following order of precedence with the document listed first being given a higher order of priority: these Service Terms, the quotation, and, if you are buying a Service Plan, the service level description of the Service Plan.

1.3. When Agreement takes Effect. The Agreement between us is created when we accept your order or request, either by sending a written confirmation or by initiating performance of the Instrument Services.

2. Service Offerings.

2.1. Service Offerings. We offer repair, maintenance, relocation, recertification, training, qualification, and technical and application support services for your instruments and devices (collectively, "Instrument Services").

2.2. Manufacturer Warranty Services. Some of our Instrument Services are provided as part of the limited instrument manufacturer warranty we offer you when you purchase our instrument.

2.3. Service Plans. We also provide post-manufacturer warranty maintenance and repair Instrument Services called "Service Plans". Descriptions of our Service Plans are available at http://www.thermofisher.com/instrumentservices.

2.4. Where we Perform Services. We perform most Instrument Services in your lab, but we may perform some Instrument Services for smaller instruments at one of our facilities.

3. Price.

3.1. Determining Price. For Instrument Services you purchase, the price is shown in our quotation to you. If we do not provide you with a quotation, the price will be the list price that applies to your country on the date we receive your order.

3.2. Taxes and Fees. Our prices do not include any taxes (including VAT), duties, levies or other government fees that may apply to your order. If they apply, it will be your responsibility to pay them. If we pay them, we will add them to your invoice. If you claim any exemption, upon request you must provide a valid, signed certificate or letter of exemption for each respective jurisdiction.

3.3. Discounts. If you receive a discount on a Service Plan, your discount is based on maintaining continuous coverage of the instrument during the effective period.

4. Payment Terms.

4.1. Payment Terms. Unless we indicate another period on our quotation, you must pay invoices within 30 days from the invoice date in the currency specified in our invoice. Each order is a separate transaction, and you may not setoff payments from one order against another.

4.2. Late Payment. If you are late in making payment, without affecting our other rights, we may suspend performance or cancel your contract, reject your future orders, and charge you a late-payment charge, from the due date until paid, at the rate of 1% per month (12% per year) or, if less, the maximum amount allowed by law. You agree to pay this late charge upon request.

4.3. Collection Costs. If we appoint a collection agency or an attorney to recover any unpaid amounts, you must pay, to the extent permitted by applicable law, all reasonable costs of collection, including all associated reasonable attorneys' fees.

5. Scheduling.

5.1. Period. Scheduling of Instrument Services is only valid for twelve (12) months from the date of acceptance of the instruments and/or devices.

5.2. Available Times. We provide Instrument Services Monday through Friday, 8:00 a.m. to 5:00 p.m. (local time), excluding holidays.

5.3. Scheduling. We will work with you to schedule Instrument Services at a time that is mutually convenient within the period stated in Section 5.1 above.

6. Decontamination and Safe Working Environment.

6.1. Decontamination Obligations. Before we perform Instrument Services on your instrument, you will fully decontaminate your instrument or its component of radioactive, biological, toxic or other dangerous materials or substances or any material and, if we request, you will submit to us an accurate and completed certificate of decontamination.

6.2. Moving Instrument. If we reasonably request, you agree to move your instrument to another location that we reasonably deem is safe for our employees to perform Instrument Services.

6.3. Biosafety Level-3 and 4 Laboratories. We do not service instruments in biosafety level-3 laboratories, unless we agree otherwise in writing in advance. There may be an additional charge and additional terms for Instrument Services in such facilities. We do not service instruments in biosafety level-4 laboratories.

7. Spare Parts.

7.1. Repair or Replace. We may repair or replace any parts of the instrument based on our reasonable professional judgment.

7.2. New, Used or Reconditioned Parts. We may use new, used, or reconditioned parts. All parts will have the same warranties as new parts. We may retain any replaced part as our property.

8. Service Plans.

8.1. Service Level Descriptions. For service level descriptions of our Service Plans, please go to http://www.thermofisher.com/instrumentservices. The terms of Service Plans that apply to you are incorporated into these Service Terms.

8.2. Instrument Recertification and/or Reinstatement. If your instrument has not been under our warranty or our Service Plan immediately prior to the time of your requested coverage, before we cover your instrument under a Service Plan, we may require instrument recertification and/or may charge you reinstatement. We will provide instrument recertification services on a time-and-materials basis. If applicable, the fees for any such recertification services will be estimated by us and approved by you in writing, in advance of our performance of recertification services.

8.3. No Coverage for Ancillary Equipment. Unless we stated otherwise in our quotation, our Service Plans cover only our instruments and do not include ancillary equipment even if we supplied it.

8.4. No Replacement of Consumables. Our Service Plans do not cover replacement of consumable products used on the instruments.

8.5. Exclusions. In addition to the above exclusions, our Service Plans do not cover replacement of parts or repairs needed for defects or damage resulting from (i) your neglect, carelessness, or misuse, for example, connecting the instrument to electrical services or other utilities not in accordance with the installation requirements for the instrument, using incompatible solvents or samples with the instrument, operating the instrument not in conformance with our instructions or specifications, or your improper or inadequate maintenance of the instrument; (ii) installation of software or use in combination with software or products that we did not supply or authorize; (iii) modification, repair, service transfer to another location of the instrument that you or your employees, agents or an unauthorized contractor made; (iv) intrusive activity, including without limitation computer viruses, hackers or other unauthorized interactions with instrument or software that detrimentally affects normal operations; from acts of nature or accident; or (v) any defects or damage that we did not cause.

8.6. Terminating your Service Plan. Service Plans may be terminated in the following ways:

(A) Terminating for Any Reason. You or we may cancel your Service Plan by sending a written notice of termination to the other at least 30 days before effective date of termination.

(B) Terminating for Cause. We may immediately terminate a Service Plan if the instrument covered by the Service Plan is transferred to another location without our advance written consent, or we may adjust the cost of providing the Instrument Services at the new location provided you agree in writing to pay the new rate which may be higher.

THE POSSIBILITY OF SUCH DAMAGES. WE WILL NOT BE LIABLE FOR ANY LOSS OR INJURY THAT IS THE RESULT OF INSTRUMENT, EQUIPMENT, OR PRODUCT ERROR OR THE FAILURE OF AN INSTRUMENT, EQUIPMENT, OR OTHER PRODUCT TO PERFORM IN ACCORDANCE WITH ITS SPECIFICATIONS. OUR TOTAL CUMULATIVE LIABILITY IN CONNECTION WITH THESE SERVICE TERMS, ANY SERVICE PLAN, OR INSTRUMENT SERVICES, INCLUDING WITHOUT LIMITATION ANY SERVICES RENDERED THEREUNDER, OR BREACH THEREOF OR FAILURE TO PERFORM IN CONTRACT, TORT, WARRANTY, OR OTHERWISE, WILL NOT EXCEED THE AMOUNT OF FEES YOU PAID US FOR THE SPECIFIC SERVICE PLAN OR INSTRUMENT SERVICES THAT GIVE RISE TO YOUR CLAIM.

NOTWITHSTANDING THE FOREGOING, THE PROVISIONS ABOVE IN THIS SECTION 12 DO NOT LIMIT A PARTY'S LIABILITY FOR INDEMNIFICATION, BREACH OF CONFIDENTIALITY, FRAUD, OR THAT CANNOT BE LIMITED BY LAW.

13. Miscellaneous.

13.1. Assignment. You or we may not transfer or assign your Service Plan or any contract with us for Instrument Services without the prior written consent of the other, which consent will not be unreasonably withheld or delayed. Any attempted transfer or assignment in violation of this Section 13.1 will be void. Notwithstanding the foregoing and subject to Section 8.6(B) of these Service Terms, we or you may assign the Agreement without consent to an affiliate or to a purchaser of all or substantially all of our or your assets or in connection with a merger, acquisition, or consolidation, provided that we or you provide written notice to the other of such assignment within a reasonable time from the date of such assignment and further provided that the non-assigning party is not prohibited by law or regulation or business policies from conducting business with the entity to which this Agreement is assigned. Our and your rights, obligations and liabilities will inure to the benefit of and bind our and your successors and assigns.

13.2. Intellectual Property. Nothing in these Service Terms shall be deemed or construed as a license or grant of any intellectual property rights, whether express, implied, by estoppel, or otherwise, to you, or to limit our rights to enforce our patent or other intellectual property rights.

13.3. Governing Law. The Agreement and performance under it will be governed by the laws of the State of Delaware, USA, without regard to provision on the conflict of laws. The United Nations Convention on Contracts for the International Sale of Goods shall not apply to the Agreement.

13.4. Uncontrollable Circumstances. We or you will not be responsible or liable for failing to perform our or your obligations (excluding your payment obligations) under the Agreement to the extent caused by circumstances beyond our or your reasonable control.

13.5. No Waiver; Invalidity. Our or your failure to exercise any rights under the Agreement is not a waiver of our or your rights to damages for breach of contract and is not a waiver of any subsequent breach. If any provision or part of the Agreement is found by any court of competent jurisdiction to be invalid or unenforceable, such invalidity or unenforceability will not affect the other provisions of the Agreement. No person other than you or us will have any rights under the Agreement. Headings are for convenience only and shall not be used in the interpretation of these Service Terms. Confidentiality. All non-public information that either party ("Receiving Party") receives or acquires from the other party ("Disclosing Party"), either in writing, orally, or through observation of operations, or in the course of fulfilling obligations under the Agreement that is marked as confidential, or if not so marked, which a reasonable person would identify as confidential given the nature of the information and the circumstances of its disclosure ("Confidential Information") shall be held by the Receiving Party in confidence at all times, employing reasonable means to protect the confidentiality of the Confidential Information and used solely as required to perform the obligations under the Agreement, and shall be returned or destroyed when no longer required, or upon request by the Disclosing Party. The Receiving Party shall ensure that all recipients of the said Confidential Information, including a Receiving Party's employees, agents, subcontractors and/or licensors, comply with the obligations under this section. For the avoidance of doubt, it is understood and agreed that our Confidential Information includes the terms of the Agreement and any non-public technical information, commercial information (including prices, without limitation), manuals or instructions received from us as a result of discussions, negotiations and other communications between you and us in relation to our products or Instrument Services, and your Confidential Information includes the terms of the Agreement and any non-public information about you, your business, operations, and research and development programs, or that is viewed or accessed either during the performance of this Agreement or as a result of discussions, negotiations or other communications between you and us. A Receiving Party will not disclose, or allow to be disclosed, the Confidential Information by any means to any third party without the prior written approval of the Disclosing Party.

The above obligations of confidentiality and non-disclosure do not apply to information that:

(A) is or becomes publicly available other than through breach of these Service Terms;

(B) is lawfully obtained by either party from a lawful third party without breach of these Service Terms by a party or its employees, agents, subcontractors or licensors;

(C) was known to a party prior to disclosure to such party by a Disclosing Party as shown by documentation sufficient to establish such knowledge; or

(D) is required by law to be disclosed by you or us.

13.6. Notices. Any notice or communication required or permitted under these Service Terms must be in writing and will be deemed received when personally delivered, or 3 business days after being sent by certified mail, postage prepaid, to a party's specified address.

13.7. Our Insurance. For the duration of the Agreement:

(A) We will pay for and maintain the following minimum limits of insurance coverage: (i) commercial general liability and products liability coverage with limits not less than $1,000,000 per occurrence and $2,000,000 aggregate, (ii) commercial automobile liability covering liability arising out of our operation of any vehicle (any automobile, including owned, non-owned and hired vehicles) with minimum limits of $1,000,000 combined single limit each accident, (iii) umbrella liability coverage with limits not less than $5,000,000 per occurrence and $5,000,000 aggregate, and (iv) workers' compensation as may be required by the jurisdiction in which we are doing business and employers' liability insurance of $1,000,000. Coverage may be provided on a claims-made rather than occurrence basis. If coverage is provided on a claims-made basis, coverage will be maintained for a period of three (3) years following termination of the Agreement with a retroactive date on or prior to the effective date of the Agreement.

(B) If agreed in writing that these Service Terms will govern, you will be included as an additional insured under the commercial general liability and umbrella liability policies for liability arising out of operations by us or on our behalf, but only to the extent required by written Agreement.

(C) Upon request, we will promptly furnish a certificate of insurance, and applicable endorsement, to you evidencing such coverages. To receive a certificate of insurance, you must provide your desired address for the certificate holder. Any applicable endorsement will be a blanket endorsement.

(D) We will provide a minimum of thirty (30) days advance written notice to you in the event of cancellation of our insurance policies in the event a gap in coverage would be reasonably expected to occur.

13.8. Changes to Terms. We reserve the right to change these Service Terms at any time. Any changes made will not apply to the Agreement between us for any order we receive before the changes are made. The most recent revision date can be found at the end of these Service Terms.

November 08, 2024

smallpond

Quotation

Company Address

SmallPond LLC
8720 Castle Creek Parkway East Dr., Suite 200, Indianapolis, IN 46250
Phone: +1 (317) 578-0600

Date 8/29/2025
Quotation # 2025-07-14.4
Customer ID KC-IL-001

Quotation For

Sarah Ware, PhD
Kane County Forensic Laboratory
37W755 IL-38, Suite A, Room 218 C
St. Charles, IL 60175

Quotation valid until: 12/31/2025
Prepared by: Scott Rulong

Comments or Special Instructions

20,000 profiles, annual subscription license. The prices quoted are for 1 year. All prices are in U.S. Dollars (USD).

Salesperson	P.O. Number	Ship Date	F.O.B. Point	Terms
Scott Rulong		NA - Download	NA - Download	Due on Reciept

Quantity	Description	Unit Price	Taxable?	Amount
1	Base Ponds (10) - Annual Subscription	$ 6,000.00	No	$ 6,000.00
1	Profile Block XS (20,000) - Annual Subscription	$ 6,000.00	No	$ 6,000.00

If you have any questions concerning this quotation, please contact:
Scott Rulong: +1 (317) 570-5409 or scott.rulong@smallpondllc.com

Thank you for your business!

Notice: No Indiana state sales tax was quoted due to this being an out-of-state sale.
Customer is responsible for paying any applicable state Use tax.

By signing below, you agree to this purchase:

Subtotal	$ 12,000.00
Tax Rate	7.00%
Sales Tax	$ -
Other	
TOTAL	**$ 12,000.00**

System Requirements

The following table summarizes the SmallPond server hardware requirements:

The procurement and configuration of an appropriate server to host the SmallPond software is the sole responsibility of the customer and explicitly not the responsibility of SmallPond under this agreement

Component	Recommended
Operating System [1]	Windows Server 2022 Standard
Processors	AMD 4th gen EPYC or Intel 4th gen Xeon
Cores	4
Threads	8
Clock Speed	2.8 GHz
Storage (Solid State Drive)	1 TB
Memory	16 GB
Communications	1 Gb Ethernet
Microsoft SQL Server [2]	Optional (SQL Server Express Provided)

[1]SmallPond Certified Microsoft Operating System versions Include:

- Windows 10 Professional (64-bit)
- Windows Server 2012 R2
- Windows Server 2016
- Windows Server 2019

[2]SmallPond Certified Microsoft SQL Server versions include:

- SQL Server 2012 – Express, Standard, Enterprise
- SQL Server 2014 – Express, Standard, Enterprise
- SQL Server 2016 – Express, Standard, Enterprise
- SQL Server 2017 – Express, Standard, Enterprise
- SQL Server 2019 – Express, Standard, Enterprise

Support

SmallPond includes the following support:

- Installation/Configuration Support – SmallPond will provide telephone/internet support during the setup and basic configuration
- Documentation – SmallPond will provide a System Administrator's Guide, Site Administrator's Guide and User's Guide that cover the configuration and use of the SmallPond software. This material will be delivered in electronic (PDF) format.
- Technical Support – Technical support will be provided via e-mail/telephone as long as the annual subscription fees (or annual maintenance fees) are paid in full.
- Periodic Software Updates – Periodic software maintenance releases will be provided as long as the annual subscription fees (or annual maintenance fees) are paid in full.
- Additional Support – Additional support is available on an as-needed basis at $150 per hour. This can be used to develop custom data import formats/procedures or to assist in integrating with existing systems.

Training

SmallPond includes the following training:

- Training – SmallPond Reseller will provide a 4-hour web-conference based training seminar on the configuration and use of the SmallPond software. During this training seminar, SmallPond Reseller will provide detailed, customized analysis of your application and will assist with configuration settings.
- Additional Training – Additional training is available on an as-needed basis at $150 per hour plus travel expenses.

Method of Delivery

Upon execution of the SmallPond Master License Agreement the following steps are performed to install SmallPond:

1. Customer provides contact information (e-mail) to SmallPond of the System Administrator
2. SmallPond registers the System Administrator on the SmallPond Support Site (support.smallpondllc.com).
3. The System Administrator can download the SmallPond installation software utility from the support site.
4. The System Administrator can install the SmallPond software on the desired server. SmallPond will provide telephone/internet based technical support as needed for this process.
5. Once installed, the System Administrator can use the SmallPond Admin Utility to capture the Host ID then provide the Host ID to SmallPond.
6. SmallPond uses the Host ID to generate a host-locked license file corresponding to the agreed upon license terms. SmallPond returns the license key to the System Administrator via e-mail.
7. The System Administrator uses the SmallPond Admin Utility to register the license key. At this point the SmallPond system is available for production configuration and use.

Formal configuration, testing and commissioning is the responsibility of the end-user.

STATE OF ILLINOIS)
SS.
COUNTY OF KANE)

RESOLUTION NO. TMP-25-1209

AUTHORIZING RECEIPT OF THE CHILD PROTECTION DATA COURTS GRANT

WHEREAS, Kane County on behalf of the Sixteenth Judicial Circuit, Kane County, in collaboration with the Administrative Office of the Illinois Courts agree to participate in the implementation of the Child Protection Data Courts project; and

WHEREAS, the Child Protection Data Courts project was created as part of the Omnibus Budget Reconciliation Act of 1993 which provides a portion of federal funds to state court systems to conduct assessments of their foster care and adoptions laws and judicial processes, and to develop and implement a plan for system improvement; and

WHEREAS, the Kane County Judiciary has been notified by the Administrative Office of Illinois Courts that one hundred percent of the cost of the project $4,150.00 (Four Thousand One Hundred Fifty Dollars) will pass through Kane County and are to be disbursed to the appropriate vendors conducting the study; and

WHEREAS, the budget amounts need to be reflected in the revenue and expense General Ledger accounts.

NOW, THEREFORE, BE IT RESOLVED that the Kane County Board authorizes the Chairman to thereof and hereby accept the Child Protection Data Courts grant and authorize the necessary expenditures to implement the project.

Line Item: 001.240.000.33700
Line Item Description: Child Protection Data Court Grant $4,150.00
Was Personnel/Item/Service approved in original budget or a subsequent budget revision? Yes
Are funds currently available for this Personnel/Item/Service in the specific line item? Yes
If funds are not currently available in the specified line item, where are the funds available?
N/A

Passed by the Kane County Board on November 10, 2025.

_____	_____
John A. Cunningham, MBA, JD, JD	Corinne M. Pierog MA, MBA
Clerk, County Board	Chairman, County Board
Kane County, Illinois	Kane County, Illinois

Vote:

RESOLUTION / ORDINANCE EXECUTIVE SUMMARY ADDENDUM

Title

Authorizing Receipt of the Child Protection Data Courts Grant

Committee Flow:
Judicial Public Safety Committee, Finance and Budget Committee, Executive Committee, County Board

Contact:
Jason W. Mathis, 630.208.5145

Budget Information:

Was this item budgeted? No	Appropriation Amount: $4,150.00
If not budgeted, explain funding source: N/A	
Was this item passed through the appropriate committee? Yes	

Summary:

To authorize receipt of the Child Protection Data Grants in the amount of $4,150.00.

STATE OF ILLINOIS)
SS.
COUNTY OF KANE)

RESOLUTION NO. TMP-25-1178

ACCEPTING THE COMED POWERING SAFE COMMUNITIES PROGRAM GRANT

WHEREAS, the Kane County Environmental and Water Resources Department was awarded the ComEd Powering Safe Communities program grant in partnership with the Metropolitan Mayors Caucus; and

WHEREAS, the objective of the program is to install solar powered flood warning signs with flashing lights to enhance public safety and reducing the risk of water-related accidents and vehicle damage; and

WHEREAS, a grant in the amount of is ten thousand dollars ($10,000) was awarded to Kane County and is available for reimbursement of eligible equipment costs.

NOW, THEREFORE, BE IT RESOLVED by the Kane County Board that the Chairman is hereby authorized and directed to enter into said grant agreement with ComEd for the Powering Safe Communities program grant in an amount of ten thousand dollars ($10,000).

Line Item: 650
Line Item Description: ComEd Powering Safe Communities $10,000 grant
Was Personnel/Item/Service approved in original budget or a subsequent budget revision? Yes
Are funds currently available for this Personnel/Item/Service in the specific line item? NA
If funds are not currently available in the specified line item, where are the funds available?
NA

Passed by the Kane County Board on November 10, 2025.

_____	_____
John A. Cunningham, MBA, JD, JD	Corinne M. Pierog MA, MBA
Clerk, County Board	Chairman, County Board
Kane County, Illinois	Kane County, Illinois

Vote:

RESOLUTION / ORDINANCE EXECUTIVE SUMMARY ADDENDUM

Title
Accepting the ComEd Powering Safe Communities Program Grant

Committee Flow:
Energy and Environmental Committee, Finance and Budget Committee, Executive Committee, County Board

Contact:
Jodie Wollnik, (630) 232-3499

Budget Information:

Was this item budgeted? No	Appropriation Amount: $10,000
If not budgeted, explain funding source: Awarded Grant	
Was this item passed through the appropriate committee? Yes	

Summary:

Kane County has received a grant for the amount of $10,000 to install solar power flood warning signs through the ComEd Powering Safe Communities Program Grant

Title

Solar Flood Warning System

03/27/2025

by **Sarra Hinshaw** in **2025 ComEd Powering Safe Communities Grant Program**

HinshawSarra@KaneCountyIL.gov

id. 50091033

Original Submission

03/27/2025

Score	n/a
Introduction	The Metropolitan Mayors Caucus is proud to partner with ComEd to administer the Powering Safe Communities program. The Powering Safe Communities program will continue to provide grants of up to $10,000 for local public safety and electrification projects. ComEd provides funding and the Metropolitan Mayors Caucus is the grant program administrator. Applications are due by March 28, 2025. Please refer to the Powering Safe Communities Guidelines prior to submitting an application.
Begin Your Powering Safe Communities Program Application by entering a title for your application	Solar Flood Warning System
Upload a Cover Letter	**LT_to_Metro_Mayors_Cacus_re_ComEd_Powering_Safe_Communities_Grant-3.28.2025.pdf**
Section A. Applicant Information	
Applicant Organization Name	Kane County Government
Contact Name	Sarra Hinshaw
Title	Sustainability Manager
Street Address	719 S. Batavia Ave
City	Geneva
State	IL
Zip Code	60134
Office Phone Number	630-208-8665

Mobile Phone Number	
County	Kane
Service Area (if other than municipal boundary)	
Organization Tax ID#	36-6006585
Community Population (2020 Census)	514,982
Section B. Project Description	
Project Description	This project proposes the installation of a solar-powered flood warning sign with flashing lights at a known flood-prone roadway within our community. The system will provide real-time visual alerts to motorists and pedestrians, enhancing public safety during flood events. By utilizing solar power, the project aligns with the Powering Safe Communities Grant goals by increasing public safety, reducing carbon emissions, and improving community resiliency. Our community experiences periodic roadway flooding during heavy rainfall events, posing a significant risk to drivers and emergency responders. Currently, flood-prone areas rely on static signage, which can be ignored or unnoticed, leading to dangerous situations, or signs that are manually placed by Emergency Responders, Transportation, or Public Works Staff. This project aims to enhance public safety by using flashing lights to provide an immediate, highly visible warning, deterring drivers from entering flooded roadways and reducing the risk of water-related accidents and vehicle damage. Additionally, it promotes sustainable solutions by utilizing solar power, eliminating the need for grid electricity, and lowering energy costs. Lastly, the project improves community resiliency by proactively warning motorists of hazardous conditions, supporting emergency response efforts, and preventing roadway blockages caused by stranded vehicles.
Type of Project	Public Safety Equipment Disaster Preparedness and Resiliency
Grant Funds Requested Amount	$10,000
Proposed Matching Contribution	$10,336

Section C. Budget	Use the Budget Form provided in the Grant Guidelines or a comparable spreadsheet. The Budget Form contains instructions for completing your budget. Complete the form filling in your proposed budget, then upload it below.

Budget File Upload

Kane_County_Section-C_Budget-Form_Powering-Safe-Communities_.xlsx

Section D. Work Plan Narrative	Kane County is proposing the installation of a flood warning sign with solar-powered lights that will activate when floodwaters reach a pre-determined depth. This project aims to enhance public safety by providing real-time alerts to motorists in flood-prone areas. Funding will be used to support the purchase of this warning sign. Kane County will contribute a portion of the cost for the device, warning sign, installment to help facilitate the project as well as technical expertise. (Please see attached Budget for more information) Several Kane County departments will collaborate on this initiative, including Office of Emergency Management, Department of Environmental and Water Resources, GIS Department and Kane County Department of Transportation. Site selection will be based on historical flood data and traffic volume to maximize safety and effectiveness. County staff will provide expertise in site selection, procurement, and installation. A key component of this project will be public outreach and education to raise awareness about flood hazards and safety measures. County staff will achieve this through Kane County's digital newsletter, open house tables at public events and County-led webinars open to stakeholders, including all Kane County residents. These outreach efforts will help inform the public about the warning system and reinforce best practices for flood safety. Outreach efforts will also include education on climate change with particular focus on extreme events. This education will align with goals for our updated 2024 Kane County Natural Hazard Mitigation Plan and Climate Action Implementation Plan. The site selection will take place during the summer months of 2025. With purchase planned for fall of 2025. Outreach efforts will begin once the site has been selected. The County will track related traffic and flooding data for this location to evaluate future mitigation practices for flooding throughout Kane County.

Section E. Outcomes and Leveraged Benefits	The installation of a solar-powered flood warning sign will result in increased public safety and enhanced community resilience. The primary outcome will be implementation of a real-time flood warning system that provides clear, visible alerts to motorists and pedestrians, reducing the likelihood of vehicles entering dangerous floodwaters. This system will serve to prevent accidents, vehicle damage, and reduce emergency rescues, ultimately saving lives and minimizing disruptions to transportation networks. The automated system decreases the need for manual intervention by emergency responders, allowing them to focus on critical flood response efforts rather than manually placing temporary signs. This project will significant benefits to all roadway users, including residents, commuters, and emergency responders. The installation location will be along a high-traffic flood-prone roadway, where thousands of vehicles on a daily basis. Depending on the size and frequency of the rain events, the project could directly benefit hundreds or even thousands of drivers, along with emergency personnel who will face fewer roadway blockages and hazardous rescue situations. Pedestrians and cyclists in the area will also benefit from increased visibility of flood hazards. The project aligns with local transportation safety plans, flood mitigation efforts, and sustainability initiatives, including the County's 2024 Natural Hazard Mitigation Plan and the County's Climate Action Implementation Plan. Kane County prioritized infrastructure resilience and public safety as essential components of long-term planning efforts. By implementing this system, we address an existing gap in public safety and contributes to local and regional flood risk management strategies. Additionally, this project complements existing stormwater management and climate resilience plans, reinforcing the commitment to sustainable, pre-disaster mitigation solutions. Several key partners will be engaged to ensure successful implementation. The Department of Environmental and Water Resources and the Department of Transportation will oversee installation and maintenance, while the Office of Emergency Management will provide input on placement and operation. Local law enforcement and fire departments will also be involved in monitoring and response coordination. Additionally, collaboration with regional floodplain management agencies at the local, state and federal level will ensure that the project integrates best practices for flood warning systems.

Section F. Need Statement

From 1973 through 2023, seven incidents related to flooding have resulted in a Federal Disaster Declaration in Kane County. Over the past 10 years, flooding has been an annual occurrence with 16 events between 2013 and 2023. Kane has also had a benchmark flood in July 1996 with a record high rainfall of 16.91 inches reported over 24 hours. Model estimates showed that in a 100 year flood, the economic damage to Kane County would be 914 million dollars.

Our community experiences periodic roadway flooding during heavy rainfall events, posing a significant risk to drivers and emergency responders. Currently, flood-prone areas rely on static signage, which can be ignored or unnoticed, leading to dangerous situations, or signs that are manually placed by Emergency Responders, Transportation, or Public Works Staff. This project aims to enhance public safety by using flashing lights to provide an immediate, highly visible warning, deterring drivers from entering flooded roadways and reducing the risk of water-related accidents and vehicle damage. Additionally, it promotes sustainable solutions by utilizing solar power, eliminating the need for grid electricity, and lowering energy costs. Lastly, the project improves community resiliency by proactively warning motorists of hazardous conditions, supporting emergency response efforts, and preventing roadway blockages caused by stranded vehicles.

Kane County requires this grant to address these challenges related to flood mitigation, and public safety. The proposed project aims to enhance local resilience against flooding, specifically for road overtopping during flood events. Our community has experienced recurring flooding events that have resulted in property damage, disrupted transportation, and concerns for public safety. The proposed project includes the implementation of a flood warning sign and public education on flooding safety and awareness. Additionally, in December of 2024 the County initiated a flood sign program. The County is committed to placing a minimum of ten signs throughout the County and the Municipalities to promote floodplain safety and awareness and to benchmark historical and potential future flood events. This solar powered warning sign would compliment this on-going floodplain signage project.

Without grant funding, the community lacks the financial resources to obtain the warning sign. This grant represents a vital opportunity to enhance the resilience, sustainability, and safety of our community. By funding this project, we can take proactive measures to protect our residents, and foster a more resilient, sustainable future.

Optional Support Letter(s)

Letter_of_support_from_OEM_3.24.2025.pdf

Mavis_Bates_letter_of_support_signed.pdf

How did you hear about the ComEd Powering Safe Communities program?	Metropolitian Mayors Caucus
Optional Additional Comments	

August 5, 2025

Dear Sarra Hinshaw,

Congratulations! The *Powering Safe Communities* proposal submitted by Kane County has been selected for funding. You are awarded $10,000 to complete your project, "Solar Flood Warning System". You have proposed to match this grant with $10,336 of additional expenditures and/or in-kind services. ComEd and the Metropolitan Mayors Caucus are pleased to partner with you.

ComEd provides these grant funds and the Metropolitan Mayors Caucus is the grant program administrator. The Caucus will establish a contract with you, monitor your work over the grant period, and reimburse you for eligible expenses to complete your project up to $10,000. Of course, we will work with you to successfully administer and complete your project.

Attached are documents needed to accept the grant and the detailed terms that will qualify you for payment at the conclusion of your project. Executing the grant agreement involves these simple steps:

- The proposal you submitted online is the *Scope of Work* for your project. Proceed with your work as proposed, revising the budget and scope to adapt to your actual award amount budget. No further work plan is needed.
- The terms of the grant are detailed in the *Recipient Assurances and Requirements.* Keep these for you records.
- Accept these terms and agree to perform your *Scope of Work* by signing and returning the *Acceptance Form.*

→Promptly sign the Acceptance Form and return via email to bschnelle@mayorscaucus.org

The ***Grant Project Period*** **will conclude on April 30, 2026,** or sooner if you complete your project earlier. You may complete your project at any time before this date. Your grant will close-out once we receive your *Final Report,* satisfactory documentation of work and expenses, and reimburse you for eligible expenditures.

You will be required to submit a *Progress Report* by October 31, 2025, unless your project is completed and closed-out before that date.

When you **complete your project**, which must be **on or before April 30, 2026,** you must submit a *Final Report* and *Reimbursement Request.* Documentation of expenses and match must be provided in the Reimbursement Request. The reporting schedule and forms are attached.

The competition for Powering Safe Communities grants was robust. You are to be commended for your excellent proposal. Please complete your Powering Safe Communities project with the same care and professionalism.

Ben Schnelle oversees the administration of the Powering Safe Communities program. Please feel free to contact him at 417-366-1684 or bschnelle@mayorscaucus.org with any questions.

Sincerely,

Neil James
Executive Director
Metropolitan Mayors Caucus

STATE OF ILLINOIS)
SS.
COUNTY OF KANE)

RESOLUTION NO. TMP-25-1179

AUTHORIZING A MEMORANDUM OF UNDERSTANDING BETWEEN KANE COUNTY AND THE CONSERVATION FOUNDATION FOR THE 'NEW TREES FOR NEW HOMEOWNERS' NICOR CHARITABLE GIVING GRANT

WHEREAS, the Conservation Foundation has been awarded the Nicor Charitable Giving Grant in partnership with Kane County; and

WHEREAS, the objective of the program is to provide native trees to new homeowners in Kane County; and

WHEREAS, the role of Kane County is to organize the online platform for residents, order the supplies, promote the program and organize pick up events.

NOW, THEREFORE, BE IT RESOLVED by the Kane County Board that the Chairman is hereby authorized and directed to enter into said Memorandum of Understanding agreement with the Conservation Foundation for the New Trees for New Homeowners' grant.

Passed by the Kane County Board on November 10, 2025.

_____	_____
John A. Cunningham, MBA, JD, JD	Corinne M. Pierog MA, MBA
Clerk, County Board	Chairman, County Board
Kane County, Illinois	Kane County, Illinois

Vote:

RESOLUTION / ORDINANCE EXECUTIVE SUMMARY ADDENDUM

Title

Authorizating a Memorandum of Understanding between Kane County and The Conservation Foundation for the 'New Trees for New Homeowners' Nicor Charitable Giving Grant

Committee Flow:

Energy and Environmental Committee, Finance and Budget Committee, Executive Committee, County Board

Contact:

Jodie Wollnik, (630)232-3499

Budget Information:

Was this item budgeted? NA	Appropriation Amount: $0
If not budgeted, explain funding source: NA	
Was this item passed through the appropriate committee? Yes	

Summary:

Kane County has partnered with the Conservation Foundation to facilitate a program that will give a native tree to new homeowners in Kane County

Outlook

Nicor Gas Pillar Grant Notification

From Nicor Gas Contributions <mail@grantapplication.com>
Date Wed 7/30/2025 3:30 PM
To Jessica Mino <jmino@theconservationfoundation.org>

1 attachment (112 KB)
Charitable Giving Invoice Instructions_Pillar Grants_2025.pdf;

Conservation Foundation
New Trees for New Homeowners

Congratulations!

The Nicor Gas Charitable Giving Advisory Committee has recommended funding your grant request in the amount of **$5,000.00.** The Nicor Gas team is excited to partner with your organization.

To expedite the payment process, please send us an updated W-9 and an invoice in the amount of your grant award using the attached guidelines. You should receive a check within 4 weeks of submitting the invoice. Note that a brief final report will be required at the end of the 12-month grant cycle. You will receive an email about the final report with more information toward the end of the grant cycle.

Nicor Gas appreciates the work you do every day to make a positive impact in our communities and looks forward to seeing the outcomes of your efforts. If you have any questions, please email nicorgascontributions@aglresources.com.

Please send an acknowledgement letter for our records to:

Nicor Gas, Charitable Giving
1844 Ferry Road
Naperville IL 60563

If your grant was for an event sponsorship, please note the expected value of benefits, if applicable.

Sincerely,

The Nicor Gas Charitable Giving Team

‘New Trees for New Homeowners’ Nicor Charitable Giving Grant

Memorandum of Understanding between
Kane County and The Conservation Foundation

This Memorandum of Understanding (“MOU”) is made and entered into this November 10, 2025, (“Effective Date”). The **County of Kane** and **The Conservation Foundation** (“Partners”) in this MOU agree to the following requirements and responsibilities:

I. The Partners are executing this document to create a Partnership. This Partnership will be known as ‘New Trees for New Homeowners Partnership’ (“Partnership”).

II. Mutual participation in this Partnership indicates:
   a. The Partners wish to become partners for the primary purpose of applying for and, if awarded, completing a Nicor Gas (“Nicor”) Charitable Giving Grant (“Grant”).
   b. The terms and conditions of this Partnership will be outlined in this MOU.
   c. The Partnership will be in effect on November 10, 2025.
   d. The Partnership will only be terminated as outlined in this MOU.
   e. The Partnership will be governed under the laws of the state of Illinois.
   f. The Partners shall be responsible for the work of their employees or volunteers and for completing their agreed-to roles and responsibilities.

III. Roles and Responsibilities of the Partners
   a. **The Conservation Foundation** shall be the Lead Applicant of the Grant. If awarded, such responsibilities shall include:
      i. Be responsible for the receipt of funds from Nicor and the proper expenditure of these funds.
      ii. Responsibility for the overall management, performance, oversight, and reporting responsibilities under the grant.
      iii. Be responsible for the following project-specific activities:
         1. *Monthly progress meetings for overall project management.*
         2. *Administrative reporting.*
         3. *Sharing outreach materials throughout Kane County to promote the project.*
         4. *Provide Conservation@Home outreach materials for the pick-up events.*
         5. *Finalize tree and shrub orders with nurseries and suppliers.*
   b. The **County of Kane**, if the Grant is awarded, shall be responsible for the following project-specific activities:
      i. *Participating in monthly progress meetings.*

ii. *Developing and managing the online order submission platform for residents.*
iii. *Producing a final count for the trees and shrubs to be ordered from nurseries or suppliers.*
iv. *Connecting with the local realtors (and realtors' associations) to promote the project.*
v. *Organizing and staffing local pick-up events (one in the fall of 2025 and one in the spring of 2026)*

IV. Dispute Resolution

a. Both members of this partnership recognize that Nicor is not a party to this MOU and any disputes between the parties must be resolved under the law applicable to this MOU.
b. Partner agrees to indemnify, defend and hold harmless The Conservation Foundation and its affiliates, employees, agents, and independent contractors for any injury, property damage, liability, claim, or other cause of action arising out of or in attendant to this agreement.
c. This Agreement will not be construed as creating or implying any relationship of Provider, franchise, partnership, or joint venture between the Parties. No party shall have authority or power to bind the other or to contract in the name of, or create a liability against, the other in any way or for any purpose whatsoever.
d. This Agreement shall be construed in accordance with and governed by the laws of the State of Illinois and venue will be proper in the Circuit Court of the respective County where the action accrues.
e. This agreement revokes and supersedes all prior agreements between the parties, for the New Trees for New Homeowners Nicor Charitable Giving Grant and contains all terms and conditions.

V. Replacement of the **County of Kane** as Partner

a. The Conservation Foundation or their legal representative upon determination of a violation of this partnership agreement may express in writing with 30 days' notice of termination of this MOU.
b. The County of Kane or their legal representative must provide 30-day written notice to all remaining partners of their intention to leave the partnership.

VI. End of the Partnership

a. Unless overridden by a new written agreement of the Partners, the Partnership shall end in one of the following ways:
    i. The Conservation Foundation or their legal representative upon determination of a violation of this MOU may express in writing with 30 days' notice of termination of this MOU.

ii. The County of Kane or their legal representative upon determination of a violation of this MOU may express in writing with 30 days' notice of termination of this MOU.

iii. When the Grant is completed as determined by Nicor.

VII. Effective Date and Term

a. This MOU will take effect on November 10, 2025 by and between the **County of Kane** and **The Conservation Foundation**. The term of this agreement will follow the term of the grant agreement, should funding be awarded.

Print Name	Print Name
Signature Date	Signature Date
County of Kane	The Conservation Foundation

STATE OF ILLINOIS)
SS.
COUNTY OF KANE)

RESOLUTION NO. TMP-25-1210

AUTHORIZING EXECUTION OF COLLECTIVE BARGAINING AGREEMENT FOR KANE COUNTY DIVISION OF TRANSPORTATION

WHEREAS, the collective bargaining agreement ("CBA") between the Kane County Division of Transportation ("KDOT"), the County of Kane ("County"), and the General Chauffeurs, Salesdrivers, and Helpers, Local No. 330 affiliated with the International Brotherhood of Teamsters for the Kane County Division of Transportation ("Union") will expire on October 31, 2025; and

WHEREAS, the County, KDOT and the Union have been engaged in good faith negotiations concerning the wages, hours and other terms and conditions of employment in relation to KDOT's bargaining unit for the terms of a successor collective bargaining agreement; and

WHEREAS, the parties have reached an agreement concerning wages, hours and other terms and conditions of employment to be included in a new collective bargaining agreement covering the period from November 1, 2025 through October 31, 2028 (the "Successor CBA").

NOW, THEREFORE, BE IT RESOLVED by the Kane County Board that the Chairman thereof is hereby authorized and directed to enter into and execute, on behalf of the County of Kane, the Successor CBA between the County, KDOT, and the Union in relation to the Kane County Division of Transportation's bargaining unit, a copy of which agreement is on file at the County Board Office and the Kane County State's Attorney's Office, and which shall also be filed with the offices of the Kane County Clerk and the Kane County Auditor upon execution.

Passed by the Kane County Board on November 10, 2025.

_____	_____
John A. Cunningham, MBA, JD, JD	Corinne M. Pierog MA, MBA
Clerk, County Board	Chairman, County Board
Kane County, Illinois	Kane County, Illinois

Vote:

RESOLUTION / ORDINANCE EXECUTIVE SUMMARY ADDENDUM

Title

Authorizing Execution of Collective Bargaining Agreement for Kane County Division of Transportation

Committee Flow:
Transportation Committee, Finance and Budget Committee, Executive Committee, County Board

Contact:
Ashley Young 630.406.7302

Budget Information:

Was this item budgeted? N/A	Appropriation Amount: $N/A
If not budgeted, explain funding source: N/A	
Was this item passed through the appropriate committee? Yes	

Summary:

This resolution authorizes execution of the collective bargaining agreement between the County of Kane and General Chauffeurs, Salesdrivers, and Helpers, Local No. 330 Affiliated with the International Brotherhood of Teamsters for Kane County Division of Transportation for the period November 1, 2025 through October 31, 2028.

Staff recommends County Board approval.

TENTATIVE AGREEMENT SUBJECT TO RATIFICATION

AGREEMENT BETWEEN THE COUNTY OF KANE AND GENERAL CHAUFFEURS, SALESDRIVERS, AND HELPERS, LOCAL UNION NO. 330

FOR THE KANE COUNTY DIVISION OF TRANSPORTATION

EFFECTIVE NOVEMBER 1, 2025 THROUGH OCTOBER 31, 2028

TEAMSTERS LOCAL 330 EXECUTIVE BOARD
2400 BIG TIMBER RD., BLDG. B, SUITE 201
ELGIN, IL 60124
(847-695-1516)

PRESIDENT
DOMINIC ROMANAZZI

VICE PRESIDENT
PHIL NURE

SECRETARY/TREASURER
JIM HICKEY

RECORDING SECRETARY
CARL HAUSER

TRUSTEES
DALE HARTJE
WALTER SPAGNOLA
CORY HALLAHAN

Website: www.teamsters330.org

TABLE OF CONTENTS

ARTICLE 1 PURPOSE AND RECOGNITION 1
ARTICLE 2 MANAGEMENT RIGHTS 1
ARTICLE 3 NON-DISCRIMINATION 2
ARTICLE 4 MAINTENANCE OF STANDARDS 3
ARTICLE 5 UNION ACTIVITY, VISITATION, AND BULLETIN BOARDS 3
ARTICLE 6 PROBATIONARY AND SEASONAL EMPLOYEES 4
ARTICLE 7 TERMINATION AND DISCIPLINARY ACTION 5
ARTICLE 8 GRIEVANCE PROCEDURE 7
ARTICLE 9 HOURS OF WORK AND OVERTIME 11
ARTICLE 10 WAGES 14
ARTICLE 11 SENIORITY 15
ARTICLE 12 HEALTH AND WELFARE 16
ARTICLE 13 VACATIONS 17
ARTICLE 14 HOLIDAYS 19
ARTICLE 15 SICK LEAVE 20
ARTICLE 16 ADOPTION OF CERTAIN COUNTY PROVISIONS 21
ARTICLE 17 LEAVES OF ABSENCES 21
ARTICLE 18 PENSIONS 22
ARTICLE 19 NO STRIKE – NO LOCKOUT 22
ARTICLE 20 UNION SECURITY 23
ARTICLE 21 ALCOHOL AND DRUG TESTING 24
ARTICLE 22 SAFETY COMMITTEE 24
ARTICLE 23 PARTIAL INVALIDITY OF AGREEMENT 24
ARTICLE 24 WAIVER 25
ARTICLE 25 D.R.I.V.E. 25
ARTICLE 26 ELECTRONIC SURVEILLANCE 25
ARTICLE 27 TERM AND SIGNATURE 26
APPENDIX A DRUG POLICY 27
SCHEDULE A WAGE RATES 48
SCHEDULE B STARTING/NEW HIRE RATES 51

AGREEMENT

This Agreement made and entered into by and between the County of Kane, a body politic and corporate (hereinafter referred to as the "Employer County"), and the General Chauffeurs, Salesdrivers, and Helpers, Local No. 330 affiliated with the International Brotherhood of Teamsters (hereinafter referred to as the "Union") and their successors and assigns on behalf of employees in the collective bargaining unit set forth in Article 1 hereof.

ARTICLE 1
PURPOSE AND RECOGNITION

1.1 Purpose

It is the intent and purpose of the parties hereto to set forth the agreement between them for the term hereof concerning rates of pay, wages, hours of employment and other working conditions to be observed by them and the employees covered hereby.

1.2 Recognition

The Employer recognizes the Union as the sole and exclusive representative for purposes of collective bargaining, pursuant to the "Illinois Public Employees Labor Relations Act," as amended, 5 ILCS 315/1 et seq. (hereinafter referred to as the "Labor Act") over wages, hours, and other terms and conditions of employment for the following Kane County Division of Transportation job classifications:

Highway Maintainer I, II, and III

Mechanic I, II, and III

Tech I

Shop Tech I

Inventory Manager I and II

Expressly excluded from the aforesaid bargaining unit are seasonal, part-time, office clerical, professional/technician, supervisory, confidential, and management classifications and employees as defined by the Labor Act.

ARTICLE 2
MANAGEMENT RIGHTS

2.1 Management Rights

Subject to the provisions of this Agreement, the management of the operations of the Employer, the determination of its budget and operations, the manner of exercise of its statutory functions and the direction of its work force, including, but not limited to, the right to hire, promote, demote, transfer, allocate, assign and direct employees; to discipline, suspend and discharge for just cause; to relieve employees from duty because of lack of work; to make and enforce reasonable policies, rules of conduct

and regulations; to determine the departments, divisions and sections and work to be performed therein; to determine quality, to determine the number of hours of work and shifts per workweek, if any; to establish and change work schedules and assignments, the right to introduce new methods of operations, to eliminate, relocate, transfer or subcontract work and to maintain efficiency in the Kane County Division of Transportation is vested exclusively in the Employer, provided the exercise of such rights by the Employer does not conflict with the provisions of this Agreement.

2.2 Limitations

Moreover, it is agreed and understood by the parties herein, that management and/or nonbargaining unit employees will not perform work which has been historically performed by bargaining unit employees except in cases of emergency and/or until after a reasonable effort has been made to utilize bargaining unit employees in the completion of the tasks; however, the parties agree that the utilization by the Employer of management and/or non-bargaining unit employees in the aforementioned circumstances will not be instigated by the Employer for the sole objective of circumventing the overtime provisions contained herein and/or displacing bargaining unit employees.

2.3 Work Rules or Personnel Policies

The Employer will provide copies of any new or revised work rules or personnel policies governing employee conduct at least two (2) days prior to the date they are implemented. The parties recognize the Union's right to challenge the reasonableness of such rules or policies pursuant to the Grievance Procedure under Article 8 of this Agreement.

ARTICLE 3
NON-DISCRIMINATION

3.1 Equal Employment Opportunity

The Employer will continue to provide equal employment opportunities for all employees and develop and apply equal employment practices.

3.2 Prohibition against Discrimination

Both the Employer and the Union agree not to illegally discriminate against any employee on the basis of race, sex, creed, religion, color, age or national origin.

3.3 Union Membership or Activity

Neither the Employer nor the Union shall interfere with the right of employees covered by this Agreement to become or not become members of the Union and there shall be no discrimination against any such employees because of lawful Union membership or non-membership activity or status.

3.4 Gender Neutrality of Language

For purposes of this Agreement, references to the masculine or feminine gender (e.g., "he," "she," "his," or "her") shall be construed to be neutral as to gender, sexual orientation and gender identity. Those terms are used for grammatical convenience only.

ARTICLE 4
MAINTENANCE OF STANDARDS

4.1 Maintenance of Standards

Except as otherwise provided in this Agreement, rights and benefits enjoyed by employees shall not be diminished or eliminated as a result of entering this Agreement.

4.2 Limitations

The provisions of this Article shall not apply so as to cause the expenditure of funds not contained in the Employer's Division of Transportation budget; however, the Employer shall not take actions to decrease its Division of Transportation's budget with the intention of undermining application of this Article.

ARTICLE 5
UNION ACTIVITY, VISITATION, AND BULLETIN BOARDS

5.1 Union Activity

No employee shall engage in any Union activity or the distribution of literature in working areas, which could interfere with the performance of work during working hours.

5.2 Union Access with Notification

A representative of the Union shall have reasonable access to the Employer for the purpose of conferring with the Employer and/or employees, and for the purpose of administering this Agreement. Where the Union representation finds it necessary to enter the Division of Transportation for this purpose, he shall first advise the Superintendent of the Division of Transportation, or his designee, prior to contacting other employees. Such visits shall not unreasonably interfere with the business operations of the Employer.

5.3 Bulletin Boards.

The Employer shall provide two (2) Union bulletin boards which shall be used for the purpose of posting proper Union notices. Such bulletin boards shall be placed conspicuously and at places readily accessible to workers in the course of employment. Postings shall not contain inflammatory and/or derogatory statements towards the Employer.

5.4 Union Steward

The Employer recognizes the right of the Union to designate up to one (1) steward and one (1) alternate steward at the Kane County Division of Transportation building. The Employer shall not be required to recognize any steward or alternate steward unless and until the Union notifies the Employer of the names and date of appointment of such steward and alternate in writing via letter, signed by the Union President. The Union shall notify the Employer of changes in regard to Union Stewards or Alternates within ten (10) business days after such changes occur (email notice is acceptable). The authority of Steward and Alternate, so designated, shall be limited to and shall not exceed the following duties and activities during working hours: Investigation and presentation of grievances to the Employer in accordance with the provisions of this Agreement.

The Steward and Alternate shall not conduct any Union business during working hours except for when involved in the normal discussion and handling of grievances on behalf of bargaining unit employees pursuant to the Grievance Procedure under Article 8 of this Agreement.

When addressing issues outside the scope of discussing active grievances with the Employer, Stewards and Alternates shall discuss grievances in a manner that does not disrupt the work of employees.

The Steward and Alternate may discuss Union business before and after their working hours and during authorized break periods.

ARTICLE 6
PROBATIONARY AND SEASONAL EMPLOYEES

6.1 Probationary Employees

Newly hired employees shall be considered probationary for a period of four (4) months from the date of employment, excluding time lost for sickness and other leaves of absence. The probationary period may be extended to six (6) months with prior notice to the Union with the understanding that the employee will receive the full hourly rate of pay for each respective classification as set forth in Schedule A beginning on the new employee's first day of their fifth (5th) month of employment (*i.e.,* upon completion of four (4) full months of service).

6.2 Seasonal/Summer Employees

A Seasonal/Summer employee is one who is hired for a limited period not to exceed three (3) months during the months of June through August of each year. Seasonal/Summer employees will be informed at the time of hire that he/she has been hired for a special project or to replace an employee(s) on leave and/or vacation. There shall be a limit of three (3) Seasonal/Summer employees each summer season. This number may be increased only if agreed to by both parties (Union & Management) in writing prior to the start of each Summer season.

6.3 **Seasonal/Winter "Snowbird" Employees**.

A Seasonal/Winter employee referred to as a "Snowbird" is one who is hired for a limited period not to exceed four (4) months during the months of December through March (Snow and Ice Season) of each year. Snowbirds will perform general tasks in the Division of Transportation. Snowbirds will be utilized primarily to replace full-time regular employees that may be on leave and/or vacation, or for special projects. There shall be a limit of four (4) Snowbirds per Snow and Ice season each year. This number may be increased if agreed to by both parties (Union & Management) in writing prior to the start of each Snow and Ice season.

The Department will not hire any seasonal employees for the purpose of laying off any fulltime regular employees. Regular full-time employees will be given priority for all overtime work opportunities before seasonal employees.

ARTICLE 7
TERMINATION AND DISCIPLINARY ACTION

7.1 **Progressive Discipline**

The Employer shall have the right to discharge, suspend and/or discipline any employee for just cause. The Employer will utilize progressive disciplinary steps when engaging in disciplinary action whenever appropriate. The normal progressive discipline shall be as follows:

1st Offense – Oral Warning
2nd Offense – Written Warning
3rd Offense – Suspension (up to three (3) days)
4th Offense – Termination

Documented disciplinary action may not be used for further progressive discipline under this Agreement after twelve (12) months have elapsed since the employee was last disciplined for the same or similar offense. This will be a twelve (12) month rolling period based on the date of the occurrence, with past warnings automatically discarded (for discipline purposes) after their active period, thereby reducing all subsequent occurrences accordingly.

The Employer may skip one or more steps of the progressive discipline and may proceed directly to suspension or immediate discharge in appropriate cases. Depending on the circumstances involved, when the offense is egregious termination will result, subject to the Grievance Procedure. Examples of "Egregious" offenses include but are not limited to those referenced in Section 7.2 below.

7.2 **Egregious Offenses**

a. Falsification of employment, personnel or business records.

b. Theft (unauthorized taking) of property of the Employer, a resident or co-worker.

c. Fighting, threatening or engaging in violence on working time and/or while officially engaged in any activities on behalf of the County.

d. Damaging, destroying or defacing County property or property of another employee or resident through means other than normal wear/tear or common use in the proper performance of services.

e. Use, sale or possession of alcohol or unlawful drugs on working time or reporting to work under the influence of or impaired by alcohol or unlawful drugs prohibited by state or federal law on working time.

f. Violation of any law or ordinance related to the possession or control of guns, ammunition, weapons or explosives while on working time and/or while engaged in official activities on behalf of the County.

g. Violation of policy against harassment.

7.3 **Pre-Disciplinary Meeting**

For discipline other than oral and written reprimands, prior to imposing the contemplated discipline on the employee, the Employer shall meet with the employee involved and inform the employee of the contemplated discipline and the reason thereof. The employee shall be informed of his contract rights to Union representation and shall be entitled to such, if so, requested by the employee, and the employee and Union representative shall be given the opportunity to rebut or clarify the reasons for such discipline. The Employer agrees to provide the Union notice of the Pre-Disciplinary Meeting at least forty-eight (48) hours prior to the start of the meeting. If the employee does not request Union representation, a Union representative shall nevertheless be entitled to be present as a nonactive participant at any and all such meetings if so desired.

If the Employer determines that there is evidence or reasonable suspicion that an employee has committed a serious or egregious offense, the Employer, at its discretion, may place an employee on administrative leave with or without pay. The Employer will notify the Union in writing of placing any employee on administrative leave within two (2) business days from the date of commencement of the administrative leave. If the employee desires to contest being placed on administrative leave, he/she or a Union representative shall give written notice thereof to the Employer within five (5) business days of the commencement of the leave. In such event, this dispute shall be submitted and processed under the Grievance Procedure set forth in Articles 8 commencing at the Step 3 level.

7.4 Employee's Rights Following Suspension or Discharge

The Employer will promptly notify the Union in writing (email is sufficient) of any discharge or suspension within twenty-four (24) hours from the time of discharge or suspension. If the Grievant or Union desires to contest the discharge or suspension, written notice thereof must be provided to the Employer within five (5) working days from the date of receipt of notice of discharge or suspension. In such event, the dispute shall be submitted and determined under the Grievance Procedure set forth in Articles 8, commencing at the Step 3 level.

7.5 Calculation of Time

All time limits herein and references to "working days" shall be deemed exclusive of Saturdays, Sundays and County Board approved holidays.

ARTICLE 8
GRIEVANCE PROCEDURE

8.1 Intent of Parties

It is the intent of the parties to this Agreement that the Grievance Procedure set forth herein shall serve as a means of peaceful settlement of disputes that may arise between them as to the application and interpretation of this Collective Bargaining Agreement. All employees covered by this collective bargaining agreement shall have the right to Union representation at any employer-employee interview in which the employee reasonably believes that disciplinary action may be taken against him.

8.2 Definition and Process

A "grievance" is defined as a dispute or complaint arising between the parties hereto under or out of this Agreement or in the interpretation, application, performances, termination, or any alleged breach hereof, and shall be processed in the following manner:

Step 1. Within five (5) working days of the occurrence giving rise to the grievance, or within five (5) working days of the employee becoming aware of the occurrence giving rise to said grievance, the employee having the grievance shall take it up with his immediate supervisor. The immediate Supervisor shall give his answer to the employee, and/or the Union representative in writing within five (5) working days after the presentation of the grievance in Step 1.

Step 2. If the grievance is not resolved in Step 1, the grievance shall be reduced to writing (setting forth the alleged violation and relief sought), signed by the grievant and/or Union representative, and presented to the Kane County Director of Transportation (hereinafter referred to as the "Director") or his designee within five (5) working days of the immediate Supervisor's Step 1 response. The Union will schedule a grievance meeting with the Director, or his designee, within five (5) working days at a mutually agreeable time and place in order to attempt to resolve the grievance. A grievance presented in at Step 2 shall be answered in writing by the Director, or his designee, within five (5) working days after the conclusion of the grievance meeting.

Step 3. Request for Grievance Committee Panel Hearing. If the grievance is not resolved in Step 2, the grievant and/or Union may, within five (5) working days after receiving the answer in Step 2, -seek agreement from the Employer to elect to mutually agree to present ~~his~~ the grievance to an impartial Grievance Committee Panel Hearing for final and binding resolution.

The Employer shall respond in writing within two (2) working days' indicating whether it agrees to the use of a Grievance Committee Panel Hearing. If the Employer declines, the grievance shall proceed directly to Arbitration as outlined in Section 8.7.

If the Employer agrees to an impartial Grievance Committee Panel Hearing, a Grievance Committee Panel shall be formed consisting of four (4) members. Two (2) members of the Grievance Committee Panel will be selected by the Chairman of the Kane County Board (or designee), but such members may not be employed by the Division of Transportation. Two (2) members will be selected by the Union, but such members may not be employed by Local 330. The Principal Officer of Local 330 shall serve as the Chairman of the Grievance Committee Panel Hearing, but he shall not be a voting member of the Grievance Committee Panel.

8.3 Employer's Failure to Respond

Failure on the part of the Director to answer a grievance at any step shall not be deemed acquiescence thereto, and the Union may proceed to the next step.

8.4 **Grievance Committee Panel Hearing**

Grievance Committee Panel Hearings shall be held at the office of Teamsters Local 330 within five (5) working days of the request and mutual agreement to proceed with the Grievance Committee Panel Hearing process. Any oral or documentary evidence deemed relevant by the Grievance Committee Panel may be received in evidence. The proceedings shall be informal. Technical rules of evidence shall not apply. A verbatim record of the proceedings may be made. Transcripts may be ordered at the expense of the party ordering them, but the transcripts shall not be necessary for a decision by the Grievance Committee Panel. The expense of the proceedings, established and agreed to in advance by the Union and the Employer, shall be borne equally ~~by~~ between the Union and the Employer. The majority action/vote shall constitute the actions and rulings of the Grievance Committee Panel.

8.5 **Jurisdiction**

The Grievance Committee Panel shall have jurisdiction only over disputes arising out of grievances as defined in Section 8.2 of Article 8, and shall have no power to add to, or subtract from, or modify in any way the provisions of this Agreement.

8.6 **Decision of the Grievance Committee Panel**

The Grievance Committee Panel shall render a written decision at ~~after~~ the conclusion of the hearing, which shall be final and binding on the parties. The Chairman of the Grievance Committee Hearing Panel will be the Principal Officer of Local 330, who will mail or otherwise deliver a free copy of the Grievance Committee Panel's written decision to the parties and their representatives.

8.7 **Deadlock of the Grievance Committee Panel**

In the event of a deadlock by the Grievance Committee Panel (or if the Parties did not mutually agree to participate in the Grievance Committee Panel process), the matter may be submitted to final and binding resolution of the grievance by an arbitrator at the election of the Union within five (5) working days of the decision of the Grievance Committee Panel or, if the Employer declines to proceed to a Grievance Committee Panel, within five (5) working days of the Employer's written notice of such declination.

If arbitration is pursued, the parties shall request a panel of seven (7) arbitrators from the Federal Mediation and Conciliation Service (FMCS). If FMCS is not available, a comparable service will be utilized. The parties shall alternately strike the name of three (3) arbitrators from the list, with the moving party striking first. The person whose name remains shall be the arbitrator. The arbitrator shall be notified of his/her selection by a joint letter from the Employer and the Union, requesting that he/she set a time and place for the hearing, subject to the availability of the Employer and Union and such arbitrator shall be notified of the hearing arrangements. The parties agree to ensure the hearing date is not unreasonably delayed.

8.8 Arbitration Hearing and Costs

Both parties agree to attempt to arrive at a joint stipulation of the facts and issues as outlined to be submitted to the arbitrator at the start of the hearing. The Employer or Union shall have the right to request that arbitrator to require the presence of witnesses and/or documents. Each party shall be responsible for compensating its own representatives and witnesses. The expenses and fees of the arbitrator and the cost of the hearing shall be shared equally by the Union and the Employer. If either party desires a verbatim record of the proceedings, it may cause such a record to be made, providing it pays for the record and makes a copy available to the arbitrator. If the other party desires a copy, it shall pay for the costs of its copy.

8.9 **Arbitrator's Jurisdiction**

The arbitrator shall have jurisdiction over disputes arising out of grievances as defined in Section 8.2 of Article 8, and shall have no power to add to, or subtract from, or modify in any way the provisions of this Agreement. Moreover, the question of arbitrability shall be decided by the arbitrator. Once a determination is made that the material is arbitrable, the arbitrator shall then proceed to determine the merits of the dispute.

8.10 **Arbitrator's Decision**

The arbitrator shall make a written opinion which shall be final and binding on the Union, the Employer and the employee(s) involved. The arbitrator shall mail or otherwise deliver a free copy of the written opinion/award to the parties and their representatives.

8.11 **Grievances Related to Suspension or Discharge**

A grievance concerning a discharge or suspension may be presented initially at Step 3, within the time limits specified in Article 7, Section 7.4

8.12 **Waiver**

Any disposition of a grievance from which no appeal is taken within the time limits specified herein shall be deemed resolved and shall not thereafter be considered subject to Article 8 of this Agreement, i.e., if a grievance is not submitted or presented within the time limits set forth above, it shall be considered "waived."

ARTICLE 9
HOURS OF WORK AND OVERTIME

9.1 Normal Workday/Week

This Article is intended to define the normal hours of work per day or per week in effect at the time of execution of this Agreement. Nothing contained herein shall be construed as preventing the County from restructuring the normal workday or workweek for the purpose of promoting the efficiency of the Division of Transportation; from establishing the work schedules of employees; and establishing part-time positions.

The normal workday of the employees covered by this Agreement shall be eight (8) hours per day, starting at 7:00 a.m. and ending at 3:30 p.m., with a thirty (30) minute unpaid lunch break. The normal workweek shall consist of five (5) consecutive, eight (8) hour days, Monday through Friday, inclusive.

9.2 Guaranteed Hours

All permanent, full-time employees covered by this Agreement are guaranteed five (5), eight (8) hour days of work during the workweek.

9.3 Lunch/Break

Employees shall be entitled to an unpaid lunch period. Employees shall be at their designated workplaces, ready for work at their scheduled starting time, and shall remain at their workplace until their scheduled quitting times, including during designated or authorized rest periods or lunch period. Employees may leave the job site for lunch during the regular workday subject to the approval of their Supervisor.

The Employer will agree to continue, as in the past, to follow the practice of giving two (2)-fifteen (15) minute break periods, in the morning and the afternoon, and that such breaks will be given by

supervisors in a manner so as to facilitate efficient work-related procedures. Provided however, at the Supervisor's or Tech's discretion, based on operational needs, the afternoon break may be modified.

9.4 Reasonable Overtime Hours Required

Employees shall work reasonable amounts of overtime when overtime is necessary. It is agreed by both parties that severe winter weather conditions will present emergencies demanding that the public interest be placed above that of either party to this Agreement. Under such conditions, the Supervisor may call in such employees by classification as in his judgment can handle the work to be done. Employees shall keep themselves reasonably available for emergency call-ins.

9.5 Overtime Compensation

Eligible personnel shall be compensated at a rate one and one-half (1½) times their regular hourly rate of pay under the following circumstances:

(1) For hours worked in excess of forty (40) hours, or a normal workweek, within a seven-day period beginning Sunday and ending Saturday.

(2) For hours worked in excess of eight (8) hours in a day, provided however employees shall be compensated at the rate of two times (2x) their regular hourly rate for hours worked in excess of twelve (12) continuous hours.

(3) For hours worked in excess of regularly scheduled hours in a day when the employee is called back to work after completing the regularly scheduled work period.

(4) For any hours worked on a County Board approved holiday in addition to regular holiday pay.

(5) For hours worked on Saturday during the normal workweek; however, for hours worked on Sunday, employees shall be compensated at a rate of two times (2x) their regular hourly rate of pay.

Subject to the overtime rules in Section 9.5, a covered employee may earn and accumulate up to fifty-six (56) hours of compensatory time off in a "Comp Bank" within the fiscal year period, December 1 through November 30. Prior to December 1 of every year, covered employees must elect the first fifty- six (56) hours of overtime to be accumulated in the "Comp Bank" for the following fiscal year or not be eligible until the next fiscal year to participate. All time in the "Comp Bank" must be used between April and November 15 every year or any unused time remaining in the "Comp Bank" as of November 16 will be paid to the employee at the applicable rate at the time of payout.

In order to assure the orderly performance and continuity of services, each eligible employee wishing to schedule time off using their "Comp Bank" and seniority should request such leave as far in advance as reasonably possible, but no later than April 1st of the fiscal year. "Comp Bank" time off will then be scheduled, insofar as practicable, at those times requested by each employee, giving due consideration to seniority. However, because of the nature of the work and the requirement that the orderly performance and continuity of services be maintained, it may be necessary to limit (based on the Superintendent's discretion) the number of employees off or prohibit employees from taking "Comp

Bank" time off, during a particular period or at the same time. Requests submitted after April 1st will be considered on a first come basis without regard to seniority and are subject to the Superintendent's approval. The use of "Comp Bank" time off can be used in hourly increments with the prior approval of the Superintendent.

With the exception of compensatory time, time off with pay must be used before any unpaid time off is used.

9.6 "Time-Worked" Inclusions

Holiday, vacation, jury duty, sick leave and funeral leave, paid hours shall count as "time worked" for purposes of calculating overtime.

9.7 No Pyramiding of Overtime

There shall be no pyramiding of overtime.

9.8 Call-Back/Call-In Pay

An employee called in or back, for work in excess of work comprising his normal workday or workweek during the period from October through April, shall receive a minimum of four (4) hours' work at the applicable overtime rate if sent home upon arrival; however, if the employee is put to work during this period, he shall receive a minimum of four (4) hours' work at the applicable overtime rate. All employees shall be required to punch/sign in and out. Employees called in or back for work outside the period of October through April will receive a minimum of two (2) hours of overtime pay if sent home within two (2) hours.

If an employee is called in to perform work outside his regularly scheduled shift, he shall have one (1) hour to report to work. Employees will be subject to discipline for being tardy or failing to show.

This section is not intended to apply when employees work hours which are in excess of the normal workday, but which are contiguous to his regular work shift.

Example 1. The regular shift commences at 7:00 a.m. and the employee is called in at 5:00 a.m. and continues to work until 7:00 a.m. and then commences his regular 7:00 a.m. shift. The employee would receive 2 hours' pay at 1½ times the regular rate.

Example 2. The employee's regular shift ends at 3:30 p.m. and the employee is held over until 5:00 p.m. The employee would receive 1½ hours' pay at 1½ times the regular rate.

Example 3. The employee's shift ends at 3:30 p.m. The employee goes home. The employee is called at home and returns to work at 6:00 p.m. The employee works until 8:00 p.m. and is sent home. The employee receives 4 hours of pay at 1½ times the regular rate.

Example 4. The employee's shift ends at 3:30 p.m. The employee is held over until 5:00 p.m. and then goes home. The employee is called at home and returns at 1:00 a.m. and

works until 4:00 a.m. The employee goes home and returns at 7:00 a.m., the regular shift time. The employee would receive 1½ hours at 1½ times the regular rate for the hours worked until 5:00 p.m. The employee would receive 4 hours at 1½ times the regular rate for the hours between 1:00 a.m. and 4:00 a.m.

When half (½) group call outs are made and a vacancy exists, such vacancy shall be offered to full-time employees, before part-time employees are utilized.

9.9 Overtime Records and Distribution

Overtime records shall be posted and maintained. Overtime records shall be provided to the Union on a monthly basis. Overtime assignments shall be distributed as equally as practicable among qualified personnel.

ARTICLE 10
WAGES

10.1 Wages

Each eligible employee on the payroll of the Employer on that date and within the job classifications as set forth in Schedule A and Schedule B shall receive the straight-time hourly rates of pay as set forth therein.

10.2 Deduction from Wages

The amounts listed in Schedule A and Schedule B shall be gross pay. Nothing contained in this Agreement is intended to alter the current method of deducting amounts from employee compensation mandated now or at any time during the course of this Agreement, by federal or state statute or regulations. These items include, but are not limited to, the following: federal and state income tax, FICA payments, IMRF contributions and Health and Welfare contributions. In addition, nothing contained in this Agreement is intended to prevent the deduction from an employee's wages of any amount for any purpose under the terms of an order of a Court of competent jurisdiction and/or as otherwise required by law.

10.3 Boot Allowance

Each bargaining unit employee will receive an annual allowance of up to two hundred dollars ($200.00) for use to purchase boots among a list of styles/brands approved by the Employer and through the Employer's designated vendor(s) who visit generally during the Fall of each year.

ARTICLE 11
SENIORITY

11.1 Definition

(a) "Bargaining Unit Seniority" is defined as the length of time an employee has been continuously employed in any capacity in the Division of Transportation.

(b) "Classification Seniority" is defined as the length of time an employee has worked in a specific job classification within the Division of Transportation.

11.2 Accrual

(a) An employee's seniority shall commence after the completion of his probationary period and shall be retroactive to the date of his last hire.

(b) Bargaining Unit seniority shall accrue during: (1) a continuous authorized leave of absence without pay up to six (6) months, (2) ~~or~~ for the period of maternity leave (12 workweeks for parental leave taken pursuant to the FMLA), or longer if required by law, provided that the employee was released to and returned to work immediately following the expiration of such leave of absence; (3) during an authorized leave of absence with pay; (4) during a period of continuous layoff not to exceed the lesser of six (6) months or the length of an employee's length of continuous employment, if the employee is recalled into employment; and (5) during an approved sick leave of up to six (6) months.

(c) Classification seniority shall accrue during the periods specified in (b) above and during the time an employee works in a specific job classification.

11.3 Loss of Seniority

An employee's seniority shall be lost when he:

(a) Terminates voluntarily.

(b) Is discharged for just cause.

(c) Willfully exceeds an official leave of absence.

(d) Is laid off for a period of six (6) consecutive months or a period exceeding the length of the employee's continuous service, whichever is less.

(e) Fails to return to work on a recall from layoff, with a reasonable time after the Employer has sent notice to him to return by letter, e-mail, or telegram to the last address furnished to the Employer by the employee, unless the employee has a valid reason for inability to respond.

11.4 Application

(a) Bargaining unit seniority shall apply in the computation and determination of eligibility for all benefits where length or service is a factor pursuant to this Agreement.

(b) Classification seniority shall apply in layoffs and recalls and for scheduling of vacations as herein provided.

11.5 Layoff

(a) In the event of a layoff within a job classification, probationary employees within that job classification shall be laid off first without regard to their individual periods of employment. Non-probationary employees shall be the next to be laid off on the basis of their classification seniority.

(b) In the event an employee is scheduled to be laid off in one classification and there exists a vacant position in another classification which the employee has the ability to perform, then bargaining unit seniority shall prevail in assigning such employees scheduled to be laid off to such vacant jobs.

11.6 **Recall**

(a) Whenever a vacancy occurs in a job classification, employees who are on layoff in that classification shall be recalled in accordance with their classification seniority in the reverse order in which they were laid off. If a vacancy occurs in a job classification where no employee in that classification has recall rights, then the laid-off employee with the most bargaining unit seniority will be recalled if he has the ability to do the work, and, if not, the next senior employee will be recalled, and so on.

(b) Probationary employees who have been laid off have no recall privileges.

ARTICLE 12
HEALTH AND WELFARE

12.1 **Coverage**

The County, on behalf of each employee covered by this Agreement will provide and forward the following weekly contributions on behalf of covered employees to the Suburban Teamsters of Northern Illinois Health and Welfare Fund ("Fund") towards the maintenance of the Union's Class "D" Health and Welfare Program:

Effective Date	Contribution
Effective November 1, 2025	$488.00 per week for each covered employee
June 1, 2026	$508.00 per week for each covered employee
June 1, 2027	$538.00 per week for each covered employee
June 1, 2028	The Employer agrees to pay any additional amount needed to maintain

the Class "D" insurance beginning on this date. It is understood that the rate will be determined by the Board of the Suburban Teamsters of Northern Illinois Health and Welfare Fund. The Employer will pay the weekly rate needed for the duration of the collective bargaining agreement which will expire on October 31, 2028, at which time the parties will be in contract negotiations.

The Employer's weekly contribution set forth in the table above shall be the maximum Contribution for the term of this Agreement; however, it is agreed by the parties herein that the employees shall contribute, and the County will forward to the Suburban Teamsters of Northern Illinois Health and Welfare Fund, as follows towards the cost of the employee's individual program. The Parties agree that the Employer shall not be required to contribute any sum in excess of the actual weekly cost of the Class "D" Program.

During the term of this Agreement, each employee shall continue to contribute a total of forty-nine dollars ($49.00) per week. This is status quo with no employee increase.

County and employee contributions for the Suburban Teamsters of Northern Illinois Health and Welfare Fund are to commence thirty (30) days after the first date of hire. The Union agrees that the County's weekly contribution amount(s) referenced above in this Section 12.1 will be no more than the weekly rates established by the Board of the Suburban Teamsters of Northern Illinois for Class "D" insurance.

ARTICLE 13
VACATIONS

13.1 Vacation Entitlement

All full-time, covered employees, who are not ineligible pursuant to Section 13.2 of this Article, shall be entitled to accumulate vacation time in accordance with the following schedule:

Years of Continuous Service	Vacation Days Earned
1 year through 4 years, inclusive	10 days
5 years through 14 years, inclusive	15 days
15 years or more	20 days

13.2 **Vacation Eligibility**

Every full-time, covered employee shall be eligible to take paid vacation during the vacation period (April 15th to November 15th, inclusive) after completion of twelve (12) months of continuous service. The vacation period for an eligible employee will be computed as of the first day of the anniversary month. If an employee is in continuous services of the Employer for one (1) year but less than five (5) years, he is entitled to ten (10) vacation days; continuous service of five (5) years but less than fourteen (14) years, entitles the employee to fifteen (15) vacation days; and continuous service of fifteen (15) years or more, entitles the employee to twenty (20) vacation days.

In determining length of service, only time actually worked shall be considered. No credit shall be allowed while on layoff, unpaid leaves of absence, suspensions for just cause, or while engaged in conduct in violation of this Agreement's "No Strike-No Lockout" Provisions (Article 19).

13.3 Vacation Pay

The rate of vacation pay shall be the employee's regular straight-time hourly rate of pay in effect for the employee's regular job at the time the vacation is being taken.

13.4 Holidays during Vacation

In the event a holiday occurs during the period when an employee is on an approved vacation leave, such holiday is considered as a holiday and shall not be counted as part of the employee's vacation. The employee shall receive an additional consecutive vacation day benefit or be paid for the holiday in addition to his regular vacation day benefit, at the election of the Director.

13.5 Request for Vacation

The vacation year for covered employees shall be the twelve (12) month period following the first of the month of the hire anniversary date. Vacations accrued in accordance with the schedule herein shall be taken in the vacation year following the first of the month of the hire anniversary date and between April 15 and November 15. Vacation time not used during the vacation year may not be accumulated for use during any succeeding year. In order to assure the orderly performance and continuity of services, each eligible employee wishing to schedule a vacation leave should request such leave as far in advance as reasonably possible, but no later than April 1st of the vacation year. Requests submitted after April 1st will be considered on a first come basis without regard to seniority and are subject to the Superintendent's approval. Vacations will be scheduled, insofar as possible and practicable, at those times requested by each employee, giving due consideration to seniority. However, because of the nature of the work and the requirement that the orderly performance and continuity of services be maintained, it may be necessary to limit (based on the Director's sole discretion) the number, or prohibit employees from taking vacations, during a particular period or at the same time. Should operating conditions not permit an employee(s) to take vacation, vacation pay, nevertheless, will be granted and employees continuing to work will be paid at their regular rates. Should operating conditions permit, employees may utilize earned vacation time in one (1) day increments.

13.6 Pay for Unused Vacation upon Separation

Any covered employee who is separated from employment (resignation, death, retirement, or discharge) shall be compensated at the next scheduled pay period, for all unused vacation time accumulated, at his regular straight-time hourly rate of pay at the time of separation. In addition, separated employees who have completed one (l) or more years of continuous service shall receive the following additional pro rata vacation benefit based on the following formulae:

Total Years of Employment	Additional Pro Rata Benefit
1 through 4 years, inclusive	Receives upon termination a pro rata of accrued vacation pay on the basis of 6-2/3 hours' pay for each additional month worked for which no vacation has been taken or paid.
5 years through 14 years, inclusive	Receives upon termination a pro rata of accrued vacation pay on the basis of 10 hours' pay for each additional month worked for which no vacation has been paid.
15 years or more	Receives upon termination a pro rata of accrued vacation pay on the basis of 13-1/3 hours' pay for each additional month worked for which no vacation has been paid.

13.7 County Job Classification Revisions

During the term of this Agreement, all vacation benefit improvements granted to non-union Kane County employees covered by the Kane County Job Classification System shall automatically be incorporated herein and available to eligible employees covered by this Agreement.

ARTICLE 14
HOLIDAYS

14.1 Holiday Designation

Annually, the Executive Committee of the Kane County Board specifies the number and holidays for all non-court related offices of the County of Kane. Said Board holiday number and specification, as amended from time to time, is hereby incorporated herein as the holiday schedule for the term of this Agreement.

14.2 Holiday Observance

Except for employees whose regularly scheduled workweek includes Saturday and/or Sunday, holidays that fall on Saturday will be observed the day before on Friday, and holidays that fall on Sunday will be observed the day after on Monday.

14.3 Holiday Eligibility

All full-time, covered employees are eligible for holiday pay. All full-time, covered employees, who are on an authorized leave of absence, not to exceed thirty (30) days, who were not eligible for holiday pay and were not so paid, shall be eligible to receive holiday pay if they return to work within thirty (30) days from the date of the holiday's observance.

14.4 Holiday Pay

All full-time, covered employees shall receive eight (8) hours' pay at their normal straight-time rate for all scheduled holidays. Except as set forth herein, employees who work on a scheduled holiday shall be compensated at a rate of one and one-half (1½) times their regular hourly rate of pay; provided, however, that employees who work on Thanksgiving Day, Christmas Day, New Year's Day, Martin Luther King's Birthday and Lincoln's Birthday shall be compensated at a rate of two (2) times their regular hourly rate of pay.

14.5 County Job Classification Revisions

During the term of this Agreement, all holiday benefit improvements granted to non-union Kane County employees covered by the Kane County Job Classification System shall automatically be incorporated herein and available to eligible employees covered by this Agreement.

ARTICLE 15
SICK LEAVE/EXTENDED LEAVE

Effective November 1, 2025, the Sick Leave and Extended Sick Leave Policy terms set forth in the Kane County Personnel Policy Handbook will apply to covered employees, including revisions thereto that are adopted during the term of the Agreement (if any). Because the County policy sick leave time "resets" on December 1, the employees will not receive any additional sick leave time for the month of November 2025. In all other respects, the sick leave time referenced in the predecessor agreement will remain in effect through October 31, 2025.

The Union and the Employer acknowledge and agree that the paid time off provisions of this Agreement shall govern and be the exclusive paid leave provisions applicable to employees within the bargaining unit. Therefore, the parties hereby explicitly waive the paid leave requirements of the Illinois Paid Leave for All Workers Act, 820 ILCS 192/1, et seq.

ARTICLE 16
ADOPTION OF CERTAIN COUNTY PROVISIONS

The following provisions of the Kane County Code, as amended from time to time, and as set forth in the Kane County Personnel Policy Handbook, as revised from time to time, are incorporated herein to the extent they do not conflict with the Articles of this Agreement:

Kane County policies, eligibility requirements, rules, regulations, procedures, IMRF leave of absence authorization and disability benefits relative to Family and Medical, personal, military, educational and Workers' Compensation leaves of absences; sick leave; failure to return from leaves of absences; policies involving covered employee statements relative to Division of Transportation accidents and litigation.

ARTICLE 17
LEAVES OF ABSENCES

17.1 Funeral Leave

In the event of a death in a covered employee's immediate family, the employee will be allowed a leave of absence. Employees will be allowed up to three (3) days leave with pay, at straight time, for time actually lost. Immediate family members are defined as including the employee's children (including step and guardian) father, mother, spouse, brother, sister, father-in-law, mother-in-law, brother-in-law, sister-in-law and grandparents.

The Employer also will comply with the Illinois Family Bereavement Law for covered eligible employees when applicable.

17.2 Jury Duty Leave

All covered employees called for jury duty or subpoenaed by any legislative, judicial, or administrative tribunal, shall be allowed time away from work with pay for such purposes. Actual lost time from work, as a result of the aforementioned service, will be paid up to a limit of ten (10) consecutive days, except for jury service, wherein all lost time shall be compensated. Such supplemental pay will be limited to a maximum of eight (8) hours per day. Supplemental pay will be limited to actual loss of earnings and will not be paid if the time of service occurs on a non-scheduled workday.

17.3 Military Leave

Military leave shall be granted in accordance with applicable law.

17.4 Workers' Compensation Leave

All employees experiencing an occupational disability due to an accident or illness arising out of and in the course of their employment may be placed on a workers' compensation leave. Participating employees should apply for IMRF Disability Benefits if eligible.

17.5 Health Care Coverage during a Leave Of Absence

Group hospitalization coverage will continue for up to six (6) months. The employee portion of the payment for this coverage must be received in the County Auditor's office no later than the fifteenth of each month during the leave of absence. A limited continuation option is available to eligible employees after this period under COBRA, a limited extension of health insurance coverage.

ARTICLE 18
PENSIONS

During the term of this Agreement, covered employees shall continue to participate in the Illinois Municipal Retirement Fund (IMRF) in accordance with, and subject to, the provisions of the statutes of the State of Illinois now applicable or as may hereafter be amended.

ARTICLE 19
NO STRIKE – NO LOCKOUT

19.1 Strike Prohibited

No employee shall engage in any strike, sit-in, slowdown, cessation or stoppage or interruption of work, boycott, or other interference with the operations of the Employer during the term of this Agreement.

19.2 Protection of Rights

Except as otherwise provided in this Agreement, it shall not be a violation of the Agreement and it shall not be cause for discharge, discipline or permanent replacement for an employee to refuse to cross a primary picket line established at another employer's facility as the result of a lawful strike by the employees of such employer, which has been ratified or approved by the International Brotherhood of Teamsters Union and/or Teamsters Joint Council 25. Further, no employee shall be required to cross a primary picket line established at any employer's facility where the employee reasonably believes his/her personal safety may be at risk due to threats.

19.3 Union Liability and Duty

In addition to any other liability, remedy or right provided by applicable law or statute, should a strike, sit-down, sit-in, slowdown, cessation or stoppage or interruption of work, boycott or other interference with the operations of the Employer occur, the Union, within twenty-four (24) hours of a request by the Employer, shall:

(a) Advise the employer in writing that such action by the employees has not been called or sanctioned by the Union.

(b) Notify employees of its disapproval of such action and instruct such employees to cease such action and return to work immediately.

(c) Post notices at Union Bulletin Boards advising that it disapproves of such action and instructing employees to return to work immediately.

19.4 Discharge for Violation

The Employer may discharge or discipline any employee who violates Section ~~20.1~~**19.1** and the Union will not resort to the Grievance Procedures on such employee's behalf.

19.5 No Lockout

The Employer agrees that it will not lock out employees during the term of this Agreement.

19.6 Further Discipline

The Employer shall have the sole and complete right to immediately further discipline or discharge any employee participating in any unauthorized strike, slowdown, walkout, or any other cessation of work in violation of this Agreement, and such employees shall not be entitled to or have any recourse to the grievance procedure. The suspension or discharge herein referred shall be uniformly applied to all employees participating in such unauthorized activity. The Employer shall have the sole right to schedule the employee's period of suspension.

19.6.1 Employer's Judicial Remedies

Nothing contained herein shall preclude the Employer from obtaining judicial restraint and damages in the event of a violation of this Article.

ARTICLE 20
UNION SECURITY

20.1 New Employees/Orientation

In the event the Department hires a new employee into a bargaining unit position, a representative of management will notify the Union office and Union Steward at least one (1) day prior to the new employee's starting date. Further, with prior notice to the Director of KDOT (or authorized designee in his absence), the Department will accommodate the Union's request to allow the designated Business

Agent and/or Union Steward (if one exists) to meet in person with each newly hired employee for up to one (1) hour on the new employee's first (1st) day of employment to discuss and present relevant documents and information pertaining to Union membership. This meeting may be scheduled on an alternate date within the new employee's first week of employment upon written mutual agreement of the Union and the Employer. The Employer also agrees to provide the Union with relevant contact information concerning the new employee such as their name, home address, phone number, etc.

20.2 Checkoff

The Employer agrees to deduct from the pay of all Union members covered by this Agreement dues, initiation fees and/or uniform assessments of the Union having jurisdiction over such members of the Union and agrees to remit to said Union all such deductions prior to the end of the month for which the deduction is made. Where laws require written authorization by the Employee, the same is to be furnished in the form required with a copy to the Employer for payroll purposes.

20.3 Indemnification

The Union shall indemnify, defend, and hold the Employer harmless against any claim, demand, suit or liability arising from any action taken by the Employer in complying with this Article.

ARTICLE 21
ALCOHOL AND DRUG TESTING

The County agrees to abide by any and all State of Illinois and/or United States Department of Transportation regulations relative to alcohol and drug testing. The agreed upon policy is attached as Appendix A.

ARTICLE 22
SAFETY COMMITTEE

The Employer shall create and implement a Safety Committee. Two (2) Union members and two (2) County Division of Transportation management personnel shall constitute the "Safety Committee." This Safety Committee shall meet on a quarterly basis in order to discuss safety issues and ways to better/improve safety policy and procedures.

ARTICLE 23
PARTIAL INVALIDITY OF AGREEMENT

It is not the intent of either the Employer or the Union to violate any laws, rulings or regulations of any governmental authority or agency having jurisdiction of the subject matter of this Agreement, and the Employer and the Union agree that, in the event any provision of this Agreement is finally held or determined to be illegal or void, as being in contravention of any such laws, rulings or regulations, the remainder of the Agreement shall remain in full force and effect, unless the part so found to be void is wholly inseparable from the remaining portion of the Agreement. The Employer and the Union agree that if and when any provision of this Agreement is held or determined to be illegal or void they will then promptly enter into lawful negotiations concerning the substance thereof. In the event the parties are unable to reach agreement within sixty (60) days following the beginning of such negotiations, the parties agree to submit the issue to final and binding grievance resolution. The Grievance Panel shall render

decisions only on the specific issue submitted and shall have no authority to change or abrogate other conditions of this Agreement.

ARTICLE 24
WAIVER

The parties acknowledge that during the negotiations which resulted in this Agreement, each had the unlimited right and opportunity to make demands and proposals with respect to any subject or matter within the area of collective bargaining, and that the understandings and agreements arrived at by the parties after the exercise of that right and opportunity are set forth in this Agreement. Therefore, the Employer and the Union, for the life of this Agreement, each voluntarily and without qualification waives the right, and each agrees that the other shall not be obligated to bargain collectively with respect to any subject or matter referred to, or covered by this Agreement, or with respect to any subject or matter not specifically referred to or covered in this Agreement, even though said subject or matter may not have been within the knowledge or contemplation of either or both of the parties at the time they negotiated or signed this Agreement.

ARTICLE 25
D.R.I.V.E.

The Employer agrees to deduct from the paycheck of all employees covered by this agreement voluntary contributions to the Democratic, Republican, Independent, Voter Education (D.R.I.V.E.). D.R.I.V.E. shall notify the Employer of the amounts designated by each contributing employee that are to be deducted from his/her paycheck on a weekly basis for all weeks worked. The Union must provide the employer with a written authorization for such deduction signed by the contributing employee and indicating the amount designated by the contributing employee that is to be deducted from his paycheck for each period. The Employer shall transmit to D.R.I.V.E. National Headquarters on a monthly basis in one (1) check the total amounts deducted along with the name of each contributing employee on whose behalf a deduction was made, the last four digits of the employee's social security number and the amount from that employee's check. The Union agrees to indemnify the Employer and hold it harmless against any and all suits, claims, demands, and/or liability for damages, penalties or back pay that may arise out of or resulting from the application of the provisions of the paragraph.

ARTICLE 26
ELECTRONIC SURVEILLANCE

The parties agree that the Employer may continue its use of video surveillance equipment for safety and other business purposes consistent with the past practices in effect at the time of the ratification of this Agreement. It is understood and agreed that video surveillance may not be used for the sole purpose of imposing disciplinary action.

ARTICLE 27
TERM AND SIGNATURE

27.1 Term of Agreement

This Agreement shall be effective from November 1, 2025 (unless indicated otherwise) and shall remain in full force and effect until October 31, 2028. It shall continue in effect from year to year thereafter unless notice of termination is given in writing by certified mail by either party to the other not less than one hundred and twenty (120) days prior to expiration. The notices referred to shall be considered to have been given as of the date shown on the postmark. Written notice may be tendered in person, in which case the date of notice shall be the written date of receipt.

27.2 Continuing Effect

Notwithstanding any provision of this Article or Agreement to the contrary, this Agreement shall remain in full force and effect after any expiration date while negotiations or Resolution of Grievances are continuing for a new Agreement or part thereof between the parties.

27.3 Procedure on Notice of Termination

The parties agree that if either side decides to reopen negotiations upon termination, make any changes in the Agreement, the other party may so notify the other at least one hundred and twenty (120) days prior to the expiration of this Agreement or the extension thereof. In the event such notice to negotiate is given, then the parties shall meet no later than ten (10) days after the date of receipt of such notice, or at such reasonable times as are agreeable to both parties for the purposes of negotiation. All notices provided for in this Agreement shall be served upon the other party by certified mail, return receipt requested.

IN WITNESS WHEREOF, the parties hereto have affixed their signatures.

FOR THE EMPLOYER:

_____
County Board Chairman
Corinne Pierog

FOR THE UNION:

_____
Dominic Romanazzi, President
General Chauffeurs Salesdrivers & Helpers Local Union 330. Affiliated With the International Brotherhood of Teamsters

_____
Attest: County Clerk

Date: _____

Date: _____

APPENDIX A
KANE COUNTY DIVISION OF TRANSPORTATION'S
D.O.T. POLICY ON ALCOHOL & CONTROLLED SUBSTANCES

Under U.S. Department of Transportation (D.O.T.) rules, the County of Kane must provide all employees required to hold a CDL, with educational materials that explain the requirements of the Omnibus Transportation Employee Testing Act of 1991 and the County's policies and procedures with respect to meeting these requirements. These rules and regulations are published in the Code of Federal Regulations (CFR) at Chapter 49 Part 382, Part 383, Part 391, Part 392 and Part 40, and are incorporated by reference as part of this policy. The D.O.T. regulations went into effect on January 1,1995 for companies with 50 or more CDL holders and on January 1,1996 for companies with less than 50 CDL holders. The D.O.T. regulations require the County to test all CDL holders for use of controlled substances and misuse of alcohol.

The following information is provided in order to comply with the D.O.T. rules and regulations. This policy supersedes the previously issued Substance use Policy and Kane County Highway Department D.O.T. Drug& Alcohol Testing Program.

1. WHY MUST YOU BE TESTED?

In 1991, Congress enacted the Omnibus Transportation Employee Testing Act of 1991 (Act). This law required the U.S. Department of Transportation (D,OT.) to establish testing and training regulations for all drivers of commercial motor vehicles (CMVs) who are required by law to have commercial drivers licenses (CDLs), Congress has decided that you may not perform safety-sensitive functions if you are using drugs or alcohol because these substances may affect your ability to safely perform your duties The County cannot How you to perform safety-sensitive functions unless you submit to D.O,T. mandated tests when ordered; therefore complying with the D.OT. regulations has become a condition of employment for anyone who is required to have a CDL.

The regulations are intended to help reduce or prevent truck and bus accidents, fatalities, and injuries by requiring drivers to have a single commercial motor vehicle driver's license and by disqualifying drivers who overate commercial motor vehicles in an unsafe manner, The regulations are also designed to help prevent accidents and injuries resulting from the misuse of alcohol or use of controlled substances by drivers of commercial motor vehicles.

2. WHO IS SUBJECT TO D.O.T. REGULATIONS?

You are subject to D.O.T. regulation and must be tested for both controlled substances and alcohol if you are required to have a CDL or perform any of the following functions:

1. Operate a commercial motor vehicle (CMV) with a gross combination rating of 26,001 or more pounds inclusive of a towed unit with a gross vehicle weight rating of more than 10,000 pounds; or
2. Operation a CMV with a gross vehicle weight rating of 26,001 or more pounds; or
3. Operate a CMV designed to transport 16 or more passengers, including the driver;
4. Operate a CMV of any size and is used in the transportation of materials found to be hazardous for the purposes of the Hazardous Materials Transportation Act and which require the motor vehicle to be placarded under the Hazardous Materials Regulations.

3. WHEN DO D.O.T. RULES APPLY?

The D.O.T. regulations apply during on duty time. On duty time includes all time from the time you begin to work or are required to be ready for work until the time you are relieved from work and all responsibilities for performing work. Specifically, on duty time includes, but is not limited to:

1. All time at a County plant, terminal, facility or other property, or on any public property, waiting to be dispatched, unless you have been relieved from duty;
2. All time inspecting equipment or otherwise inspecting, servicing, or conditioning any CMV at any time;
3. All driving time. Driving time means all time spent at the driving controls of a CMV in operation;
4. All time, other than driving time, in or upon any CMV except time spent resting in a sleeper berth;
5. All time loading or unloading a CMV, supervising, or assisting in the loading or unloading, attending a CMV being loaded or unloaded, remaining in readiness to operate the CMV, or in giving or receiving receipts for shipments loaded or unloaded;
6. All time repairing, obtaining assistance, or remaining in attendance upon a disabled CMV;
7. All time spent providing a breath sample or urine specimen, including travel time to and from the collection site, in order to comply with the random, reasonable suspicion, postaccident or follow-up testing required by D.O.T. regulations.

In addition, D.O.T. regulations prohibit CDL holders from consuming alcohol within four (4) hours of going on duty. Therefore, the period of the day you are require to comply with the D.O.T. regulations includes four (4) hours before reporting for duty as well as any time thereafter that you are on duty or available for duty.

4. WHAT IS PROHIBITED CONDUCT?

The D.O.T. regulations are designed to monitor your behavior while you are performing safetysensitive functions. Safety-sensitive functions include, but are not limited to waiting to be dispatched; inspecting equipment or trucks; driving; loading or unloading vehicles; supervising the loading or unloading of vehicles; filling out accident reports; or obtaining assistance for a disabled vehicle. Under the D.O.T. regulations, you are not allowed to use alcohol or controlled substances in the following circumstances:

A. ALCOHOL

1. Alcohol Concentration. You may not report for duty or remain on duty requiring the performance of a safety-sensitive function while having an alcohol concentration of 0.04 or greater. If you have a test result for an alcohol concentration of 0.02 or greater, but less than 0.04, you may not perform or continue to perform any safety-sensitive functions until the start of your next regularly scheduled duty period, but not less than 24 hours following administration of the test.

[1] Safety-sensitive functions includes all functions described as on duty time in 49 CFR 395.2, paragraphs () through (6)

2. Alcohol Possession. You may not possess alcohol while on duty or while operating a CNV, unless the alcohol is manifested and transported as part of a shipment.
3. On-duty Use. You may not use alcohol while performing a safety-sensitive function.
4. Pre-duty Use. You may not perform safety-sensitive functions within four (4) hours after using alcohol.
5. Use following an Accident. Following an accident which requires a post-accident alcohol test, you may not use alcohol for eight (8) hours or until you have taken the post-accident test, whichever occurs first.

B. CONTROLLED SUBSTANCES

1. You may not report for duty or remain on duty requiring the performance of safety-sensitive functions when you use any controlled substances, except when the controlled substance is prescribed by a physician and the physician has advised you that the substance will not adversely affect your ability to safely operate a CMV.
2. The County may require you to report the use of any therapeutic drugs.
3. You may not report for duty, remain on duty, or perform a safety-sensitive function if you test positive for controlled substances.

C. REFUSAL TO SUBMIT TO A REQUIRED ALCOHOL OR CONTROLLED SUBSTANCE TEST

You may not refuse to submit to any of the following alcohol or controlled substance tests:

1. post-accident
2. random
3. reasonable suspicion
4. follow-up

5. UNDER WHICH CIRCUMSTANCES WILL YOU BE REQUIRED TO UNDERGO TESTING FOR ALCOHOL AND/OR COTROLLED SUBSTANCES?

D.O.T. requires testing for alcohol and controlled substances under the following circumstances:

A. Pre-employment testing. Prior to the first time a driver performs safety-sensitive functions, the driver must undergo testing for alcohol and controlled substances.
B. Post-accident testing. If you are involved in an accident with a CMV, you will be tested as soon as possible for controlled substances and alcohol if:

1. You were performing a safety-sensitive function at the time of the accident and the accident involved the loss of human life; or
2. You receive a traffic citation under State or local law for a moving traffic violation arising from the accident.

If you are subject to post-accident testing, you will be tested for alcohol within two (2) to eight (8) hours and for controlled substances within 32 hours. You may not drink alcohol for eight (8) hours after an accident, or until you have been tested for alcohol, whichever is first. You must remain readily available for testing after an accident or you

may be deemed to have refused to submit to testing. This does not mean that you may not seek necessary emergency medical care after an accident.

If you are given a urine or breath test for Federal, State or local officials as a result of the accident, you may not need to take a test under the D.OT. regulations, provided the County is able to obtain the results of the tests and the tests meet the Federal, State or local requirements.

C.Random testing. You will be subject to random testing for controlled substances and alcohol use. The County is required to test at least 50% of all CDL holders for controlled substances and 25% of all CDL holders for alcohol use each selection period of every calendar year.

CDL holders will be selected for testing by a computer generated process which randomly chooses a certain number of CDL holders each period. You will have an equal chance of being selected each time random testing is conducted. You may be selected for random testing more than once each year. If selected, you may be tested for controlled substances, alcohol, or both. The testing period will be unannounced and will be spread throughout the year. Once you have been selected for random testing, your name goes back on the list and you may be selected again.

If you are selected for random testing, you must immediately proceed to the test site. If you are performing a safety-sensitive function at the time of notification, your 5upriso will make arrangements for you to stop performance of the safety-sensitive function and proceed to the test site as soon as possible.

D. Reasonable suspicion testing. The County must require you to submit to tests for alcohol and controlled substances if there is a reasonable suspicion that you have engaged in any conduct prohibited by D.O.T. regulations. Reasonable suspicion is based on specific, contemporaneous behavior such as your appearance, behavior, speech, body odor or observations that indicate the chronic and withdrawal effects of controlled substances. Conditions of reasonable suspicion must be documented by an Employer representative, and a copy given to the employee at the time s/he is ordered to submit to testing. Third party reports shall not constitute reasonable suspicion without specific observation and documentation by an Employer representative.

A supervisor trained to determine reasonable suspicion will decide whether you should be tested. This supervisor has completed a training course covering the physical, behavioral, speech and performance indicators of probable alcohol misuse and the use of controlled substances.

Alcohol tests will be conducted within two (2) to eight (8) hours after a supervisor has determined that there is reasonable suspicion to test you. If requested, an employee has the right to meet and confer with a Union representative after submitting a specimen of breath or urine, if the representative can be there within one (1) hour after the specimen has been given. If the alcohol test is not completed within eight hours, you will not be allowed to perform safety-sensitive functions until:

a. You take an alcohol test and the alcohol concentration measures less than 0.02; or

b. Twenty-four (24) hours have elapsed following the determination of reasonable suspicion, whichever occurs first.

E. Return to duty testing. If you engage in any conduct prohibited by the D.C.T. regulations, you must be removed from all safety-sensitive functions.

F. Follow-up testing. If you are returned to duty after engaging in any conduct prohibited by the D.O.T. rules, and you were required to undergo treatment, you will be subject to follow-up testing for up to 60 months after you return to duty.

6. WHY IS TESTING NECESSARY?

A. EFFECTS OF ALCOHOL AND CONTROLLED SUBSTANCES

The misuse of alcohol and the use of controlled substances can have negative effects on your health, work and personal life. Even if you are not abusing drugs or alcohol, you are affected by those who do. The higher costs you pay for insurance, medical treatment, and materials and services can be traced to drug and alcohol abuse.

B. SIGNS AND SYMPTOMS OF AN ALCOHOL OR DRUG PROBLEM

Alcohol

SIGNS AND SYMPTOMS OF ALCOHOL MISUSE[2]

♦SLURRED SPEECH
* AGGRESSIVENESS
'BLACKOUTS
♦SLOWED REACTIONS
* IMPAIRED JUDGEMENT
♦NAUSEA
♦HOSTILITY
♦DROWSINESS
♦COMA
♦MEMORY LOSS
♦UNSTEADINESS
♦SMELL OF ALCOHOL
* INCOHERENCE
♦SHORT ATTENTION SPAN

2. Drugs

a. Controlled Substances

The D.O.T. regulations require the County to test for five controlled substances: Amphetamines, Cocaine, Marijuana, Opiates and Phencyclidine (PCP).

1. Amphetamines. Amphetamines stimulate the central nervous system. They are often used to combat drowsiness. Using amphetamines impairs your ability to perform activities which require mental alertness or physical coordination, such as operating machinery or driving a vehicle.

[2]The effects of alcohol vary depending on many factors including body weight, age, gender, stomach content, and physical condition, The degree of impairment and the effect on the individual increases as more alcohol is ingested

SIGNS AND SYMPTOMS OF AMPHETAMINE USE

'NERVOUSNESS	'IRRITABILITY
'EXHAUSTION	'SWEATING
'GRINDING TEETH	'LOSS OF APPETITE
'DRY MOUTH	'EXCESSIVE TALKING

2. Cocaine. Cocaine also stimulates the central nervous system. It gives the user a sense of wellbeing or euphoria, known as a high. The high lasts from 10 to 0 minutes, Crack cocaine is more potent than powdered cocaine, and the high lasts only 5 to 8 minutes. Using cocaine affects your driving by slowing down your reaction time, distorting your vision and depth perception, and affecting your ability to measure time and distance.

SIGNS AND SYMPTOMS OF COCAINE USE

'MOOD SWINGS	'WEIGHTLOSS	'HYPERSENSITIVITY
'RESTLESSNESS	'NOSEBLEEDS	'RUNNY NOSE

(3) Marijuana. Marijuana is a depressant and mind altering drug. Marijuana does not affect the central nervous system; it works on the brain. It causes hallucinations. Marijuana slows your reflexes and thought processes. Marijuana use distorts your vision and depth perception and affects your ability to measure time and distance.

SIGNS AND SYMPTOMS OF MARUANA USES[3]

'DILATED PUPILS	* SLOWED REFLEXES
'GIDDINESS	'MOODINESS
'IMPAIRED VISION	'REDUCED CONCENTRATION
'SLOWED THINKING	'TRANCE-LIKE STATE
'MEMORY LOSS	* ODOR OF BURNING ROPE
'ROLLING PAPERS	'DRIED PLANT MATERIAL
'ROACH CLIP	* HASH PIPE

(4) Opiates. Opiates act as depressants on the central nervous system. Opiates are prescribed to reiieve pain but are abused because they allow the user to relax and escape from the real world. Use of opiates affect concentration, vision and perception of time and distance. Use of opiates may have unpleasant side effects such as nervousness, nausea, restlessness, coma or death.

SIGNS SYMPTOMS OF OPIATE USE

'CONFUSION	'SLURRED SPEECH	'HOSTILITY
'MEMORY LOSS	'EXCESSIVE TALKING	'EUPHORIA
'DROWSINESS	'DEPRESSION	'SWEATING
'RED EYES DIZZINESS	'SHORT ATTENTION SPAN	'REDUCED FEELING OF PAIN

[3] Using marijuana with alcohol increases the effects of both. The effects of marijuana are unpredictable. The marijuana available today is more potent than that available in the 1960's. It also is likely to be laced with PCP or other dangerous chemicals.

(5) Phencyclidine (PCP). Commonly known as angel dust, PCP is an anesthetic. Users of PCP may have hallucinations and exhibit signs of intoxication. PCP may also cause long-term psychotic behavior associated with violent acts. Use of PCP impairs coordination, may lead to more aggressive driving and a tendency to take greater risks while diving.

SIGNS AND SYMPTOMS OF PCP USE

♦DELUSIONS	'CONFUSION	'FLASH BACKS
♦PANIC	'ANXIETY	
* INCREASED BLOOD PRESSURE		

b. Test results that are below the following cut-off levels shall be reported as negative:

	Initial	Confirmatory
Marijuana metabolites	100 ng/ml	15 ng/ml
Cocaine metabolites	300 ng/ml	150 ng/ml
Opiate metabolites	300 ng/ml	300 ng/ml
Phencyclidine (PCP)	25 ng/ml	25 ng/ml
Amphetamine	1000 ng/ml	500 ng/ml

c. Over-the-counter and Prescription Drugs

D.O.T. regulations do not allow you to take anything that can affect your ability to drive. If you take any medication that causes drowsiness, it is a violation of D.O.T. regulations to drive a commercial motor vehicle. The County therefore has a right to require that you inform them whenever you are using a medication that may impair your ability to perform safety sensitive functions. If you choose not to reveal the name of the particular medication being used, you may be required to produce a physician's statement that the medication will not impair your ability to perform safety sensitive functions before you are allowed to return to work.

d. Intervention

If you suspect that you or a co-worker has a problem with alcohol or drugs, there a re several steps you can take. You may speak to your co-worker in a non-confrontational l way about your suspicions. If you choose this method do not make accusations. Be as objective as possible and stick to concrete examples of behavior.

Suggest that your co-worker seek help from the County's Employee Assistance Program (EAP).
If you suspect that you have a problem with drugs or alcohol, you may seek help from the EAP.

7. WHAT ARE THE TESTING PROCEDURES?

The D.O.T. testing procedures are designed to protect the CDL holder by carefully maintaining the integrity of the testing process. Further, the procedures safeguard the validity of the test results to assure that those results are attributed to the correct person. This section, although not all inclusive, will explain the collection procedures for drug and alcohol testing, and explain the precautions taken to ensure that the results are correct.

A. DRUG TESTING PROCEDURES

1. The Collection Process

a. When asked to report for a drug test, you will be sent or taken to an approved collection site. The collection site personnel will obtain the urine sample and forward it to a drug testing laboratory accredited by the National Institute of Drug Abuse (NIDA) as meeting Department of Health and Human Services (HHS) standards.

The collection site procedures are designated to ensure that the specimen has not been adulterated, contaminated or tampered with in any way. Only you and authorized collection site personnel will handle the specimen.

b. When you arrive at the collection site, you must provide proof of your identity. This may be in the form of a photo identification card such as your County Identification card or driver's license. If a County supervisor has accompanied you to the site, the supervisor may verify your identity. The collection site personnel will not proceed with the collection until you are positively identified.

c. Once your identity is established, you will be asked to remove all unnecessary clothing and to wash your hands. This ensures that you cannot hide or conceal anything which may contaminate or adulterate the urine specimen. It also ensures that you did not bring urine donated by someone else.

d. You will be given a container and asked to provide a specimen. You will be allowed to go into the restroom or stall alone to provide the specimen, although the collection site personnel will be nearby. The water in the toilet will have been dyed and there will be no access to a workable faucet.

e. After you have provided the specimen, you will give it to the collection site personnel. The specimen will remain within your view at all times until it has been sealed in the proper shinning container. The collection site personnel will only process one specimen at a time to prevent mislabeling off the specimen.

Prior to sealing the container, the collection site personnel will perform visual inspections and temperature checks to ensure that the specimen has not been contaminated.

f. The specimen will be poured into two bottles and sealed with evidence tape. Your name, identifying number, the date, and other information will be written on the tape. You will be asked to sign or initial the tape to guarantee that it is the specimen you provided. Collection site personnel will complete chain of custody and control forms and place them in envelopes with the urine bottles containing your specimen. The bottles and forms will be shipped to a NID certified lab for testing.

g. If he collection site personnel receive a specimen that does not appear to be the right color or temperature, you will be asked to provide another specimen. If this happens, a person of the same sex will accompany you into the bathroom and watch you as you give the specimen. The same procedures for inspecting, sealing and initialing the specimen will be followed. Both this sample and the one suspected of being adulterated will be sent to the NIDA certified lab fortesting.

2. Testing the Sample

a. When the specimen arrives at the laboratory, it is checked for signs of tampering. If any discrepancies are noted, the specimen will not be processed and the lab may ask you to provide another sample. If, however, everything is in order, processing will begin.

b. The lab will assign an assession number to your sample. The assession number allows the lab to track your specimen. Your assession number is unique to your specimen and is yet another safeguard to ensure that the sample is yours.

c. The lab will inspect the sample for signs of contamination or adulteration. The lab will visually inspect the sample and test its specific gravity. If the specific gravity is not within normal limits, or if there are other discrepancies, no test will be performed. The lab may ask you to provide another sample.

If a new sample is requested by the lab, the collection site personnel will observe you as you give the sample, to ensure that you are not adulterating or contaminating the sample.

d. Your urine specimen will undergo an initial screening test. This test is called an immunoassay test.

e. If the immunoassay is positive, your specimen will be subjected to a second test called the Gas Chromatography/Mass Spectrometry or GC/MS. The GC/MS is the most sensitive and accurate drug test available. Courts of law have determined that a positive screening test which is confirmed by the GC/M5 is proof of drug use.

f. NIDA certified labs are required to maintain all positive samples in locked frozen storage for a certain period of time. The specimens are retained so that they can be retested if necessary.

3. The Medical Review Officer (MRO)

The MRO is a licensed physician (M.D. or D.O.) responsible for receiving laboratory results generated by the drug testing program and who has knowledge of substance abuse disorders and has appropriate medical training to interpret and evaluate an individual's confirmed positive test result together with his or her medical history and any other relevant bio-medical information. The laboratory will send all test results to the NRC, The actual test results are never sent to the County.

The MRO reviews all positive test results, checks medical records and interviews the CDL holder to determine whether there is a legitimate reason for the result. If the MPO finds there is a legitimate reason for the positive test result, the MRO will report your test results as negative to the County.

If your test is positive, and the MRO is unable to contact you within 24 hours, the MRO will contact the County and request that you be told to contact the MRO. The MRO will not tell the County why he or she wants to talk to you. The County will contact you and tell you to contact the MRO within 24 hours. If you fail to contact the MRO within the allotted time, the MRO will notify the County that your test results are positive.

A. ALCOHOL TESTING PROCEDURES

The D.Q.T. regulations require the use of breath analysis to determine whether alcohol is present in the body, and if so, the amount. Alcohol concentration is measured by a computerized instrument called a breathalyzer. Breathalyzer results are used in courts as evidence in driving while intoxicated (DWI) or driving under the influence (DUI) proceedings.

The person administering the breath alcohol test Is trained on how to use the machine and interpret the results. Because the breath alcohol results are printed automatically by the machine, the MRO is not involved. To take the test, you simply blow into a tube.

If the results of the initial test are 0.02 or higher, you will be asked to take a confirmation test 15 to 20 minutes later. During the waiting period, you will be asked not to eat ordrink anything.

If the confirmation test indicates a breath alcohol level of 0.02 or greater but less than 0.04, you will not be allowed to perform any safety-sensitive functions for 24 hours. If your breath alcohol level is 0.04 or greater, you will not be allowed to perform safety-sensitive functions.

8. WHAT IS A REFUSAL TO SUBMIT TO AN ALCOHOL OR CONTROLLED SUBSTANCE TEST?

A. REFUSAL TO SUBMITTO AN ALCOHOL OR CONTROLLED SUBSTANCE TEST INCLUDES:

1. Failure to provide adequate breath for testing without a valid medical explanation;
2. Failure to provide adequate urine for controlled substances testing without a genuine inability to provide a specimen as determined by a medical evaluation;
3. Engaging in any conduct that clearly obstructs the testing process.

9. WHAT HAPPENS IF YOU HAVE AN ALCOHOL CONCENTRATION OF 0.02 OR GREATER, BUT LESS THAN 0.04?

If you are tested under D.O,T. regulations and have an alcohol concentration of 0.02 or greater but less than 0.04, you cannot perform or continue to perform safety-sensitive functions, including driving a commercial motor vehicle until the start of your next regularly scheduled duty period or 24 hours following administration of the test, whichever is greater.

10. WHAT HAPPENS IF YOU VIOLATE THE D.O.T. REGULATIONS?

A finding that an employee has engaged in prohibited conduct as described in Section 4.A, 4.B, and 4.C. of this policy will constitute just cause for discipline, up to and including termination of employment. A finding that an employee has engaged in prohibited conduct as confirmed by a positive test at or above the level described in Section 6.B.2.b. of this policy will constitute just cause for discipline, up to and including termination of employment. A finding that an employee has engaged in prohibited conduct as described in Section 9 of this policy will constitute just cause for discipline, up to and including termination of employment.

If an employee's test is confirmed positive, the employee shall be notified of the laboratory's findings. Upon written receipt of the employee's intent to review and contest the results, the Employer shall cause a copy of the laboratory report, and all other documentation pertinent to the test that has been requested by the employee or his designee, to be forwarded to the employee or his designee, and the matter shall be settled in accordance with the Grievance Procedure of the collective bargaining agreement. If requested by the Union, an extension of 10 working days for filing a grievance will be granted by the Employer.

11. WHO CAN ANSWER QUESTIONS ABOUT THE D.O.T. REGULATIONS?

You may receive further information about the O.O.T. regulations by contacting the Maintenance Superintendent or your supervisor.

POLICY CERTIFICATION

All employees are required to certify in writing that they have been informed of the above policy and that s/he has received a copy of the policy.

Received by:

EMPLOYEE DATE

APPENDIX B

PROMOTIONAL TESTS

The Employer has developed promotional tests. Employees will be permitted at reasonable intervals (once each year in the Fall) to take or retake the tests.

Before the current promotional tests are changed, the changes must be mutually agreed to by the Employer and Union. If not agreed upon, the proposed change in the test will be given to an independent mutually selected arbitrator for review and opinion.

The Employer will provide training in each testing area prior to the test being administered.

Highway Maintainer I, II, and III

Effective November 1, 2025, there shall be no promotional test for Highway Maintainer I, II and/or III. Employees in the Highway Maintainer I Classification will be automatically promoted to Highway Maintainer II after one (1) year of service from the date of hire. Employees in the Highway Maintainer II Classification will be automatically promoted to Highway Maintainer III after two (2) years of service from the date of hire.

Mechanic I, II, and III

Mechanic I is the starting classification for new hires assigned as mechanics. Advancement to higher job classifications requires certifications (training and testing) attained through the National Institute for Automotive Service Excellence (ASE).

Mechanics must maintain ASE Certification for Medium/Heavy Truck, T4 Brakes, a T8 Preventive Maintenance, or equivalent testing approved by the Director of Transportation and Union.

Qualified employees advancing to Mechanic II must have one (1) year of service as a Mechanic I.

Qualified employees advancing to Mechanic III must have one (1) year of service as a Mechanic II.

For the ASE Certifications, the Division of Transportation has relied on the training and testing available through outside organizations. Mechanics may train and test at any ASE Certification Testing Center.

Tech I

There are no specific promotional tests developed for a *Tech I.* This position is filled through an application and interview process.

Inventory Manager

There are no specific promotional tests for *Inventory Manager*. This position is filled through an application and interview process.

Inventory Manager II

Qualified employees advancing to Inventory Manager II must have the ASE Certification P1 – Medium-Heavy Truck Parts Specialist and P2 – Automobile Parts Specialist, or equivalent testing approved by the Director. The number of Inventory Manager II positions are subject to the discretion of the Director but shall generally not exceed one (1).

Mileage

When an employee is required by the Employer to use his personal vehicle for promotional testing outside of normal business hours, the Employer will pay the employee the IRS mileage reimbursement for all reasonable miles connected with such training.

SCHEDULE A
WAGE RATES

Effective November 1, 2025, the base wage rate of all Bargaining Unit Employees will be increased by three percent (3%), which is included and reflected in the rates below.

PROPOSED CONTRACT RATES 11/1/25-10/30/26	Rate with 3% addition from prior year
Mechanic I	$ 35.63
Mechanic II	$ 37.29
Mechanic III	$ 38.51
Highway Maintainer I	$ 34.93
Highway Maintainer II	$ 36.03
Highway Maintainer III	$ 36.49
Tech I	$ 38.72
Inventory Manager I	$ 36.49
Inventory Manager II	$ 37.29
Shop Tech I	$ 40.73

Effective November 1, 2026, all Bargaining Unit Employees shall receive a three percent (3%) across the board wage increase, which is included and reflected in the following:

PROPOSED CONTRACT RATES 11/1/26-10/30/27	Rate with 3% addition from prior year
Mechanic I	$ 36.70
Mechanic II	$ 38.41
Mechanic III	$ 39.67
Highway Maintainer I	$ 35.98
Highway Maintainer II	$ 37.11
Highway Maintainer III	$ 37.58
Tech I	$ 39.88
Inventory Manager I	$ 37.58
Inventory Manager II	$ 38.41
Shop Tech I	$ 41.95

Effective November 1, 2027, all Bargaining Unit Employees shall receive a three percent (3%) across the board wage increase, which is included and reflected in the following:

PROPOSED CONTRACT RATES 11/1/27-10/30/28	Rate with 3% addition from prior year
Mechanic I	$ 37.80
Mechanic II	$ 39.56
Mechanic III	$ 40.86
Highway Maintainer I	$ 37.06
Highway Maintainer II	$ 38.22
Highway Maintainer III	$ 38.71
Tech I	$ 41.08
Inventory Manager I	$ 38.71
Inventory Manager II	$ 39.56
Shop Tech I	$ 43.21

License Incentive Opportunities:

Class "A" CDL Incentive: A bargaining unit employee who possesses a valid Class "A" Commercial Driver's License (CDL) shall receive an increase in their base rate of pay for the year equal to twenty cents ($.20) per hour.

CDL "Tanker" Endorsement Incentive: A bargaining unit employee who possesses a Class "A" or Class "B" Commercial Driver's License (CDL) with a "Tanker" Endorsement shall receive an increase in their base rate of pay for the year equal to five cents ($.05) per hour.

Note: It is possible for a bargaining unit member who obtains both a Class "A" CDL and a "Tanker" endorsement to receive a total of twenty-five cents ($.25) per hour additional pay pursuant to this incentive provision.

Application of Incentive: On an annual basis (*during October each year*), the employee will be required to provide proof that they have satisfied the conditions to receive the CDL-A and/or Tanker Endorsement, or both incentive amount(s). If the conditions are met as of November 1 (of each year), the employee will receive the incentive amount(s) added to their base salary for a one- year period only beginning on November 1. The employee must re-qualify for the incentive payment on an annual basis, and the incentive amounts are not compounded each year.

Me Too Provision: (*To be memorialized in a side letter after ratification*)

During the term of this Agreement only, the Employer will agree to a "me too" provision with respect to the amount of designated "across the board" annual wage increases provided to unrepresented employees of the Kane County Division of Transportation. It is understood that if any unrepresented employees receive yearly wage increases above those provided in this Tentative Agreement, such higher wage increases will be provided to all Local 330 bargaining unit employees. It is understood that across the board increases related to unrepresented employees will not include adjustments due to promotions, transfers, merit-based increases, etc.

SCHEDULE B
STARTING/NEW HIRE RATES

	Hourly Rate Effective 11/1/25
Mechanic I	$29.36
Highway Maintainer I	$28.84

After completion of four (4) months of full-time employment, the newly hired employee will get the applicable effective rate for the position as set forth in Schedule A on the dates indicated.

All other contract language not addressed above shall remain unchanged unless agreed upon by the parties.