



Kane County

KC Finance and Budget Committee

Agenda

Government Center
719 S. Batavia Ave., Bldg. A
Geneva, IL 60134

BERMAN, Lenert, Juby, Lewis, Sanchez, Surges, Tepe & ex-officios Pierog (County Chair)

Wednesday, May 24, 2023

9:00 AM

County Board Room

1. **Call To Order**
 2. **Roll Call**
 3. **Approval of Minutes: April 26, 2023**
 6. **Public Comment**
 7. **Treasurer's Report (C. Lauzen)**
 - A. Monthly Report
 8. **Finance Director's Report (E. Waggoner)**
 - A. Monthly Finance Reports
 - B. FY 24 Budget
 9. **Auditor's Report (P. Wegman)**
 - A. Monthly Report
 - B. **Resolution:** Approving April 2023 Claims Paid
 10. **New Business**
 - A. Presentation: Longmeadow Parkway Bridge Toll Bonds Proposed Ordinance to Defeasement
 - B. **Ordinance:** Providing for the Payment of Toll Bridge Revenue Bonds (Sales Tax Supported), Series 2018, of the County of Kane, Illinois, in Advance of Maturity, and Authorizing and Directing the Execution of an Escrow Agreement in Connection Therewith
 - C. **Resolution:** Authorizing Budget Amendment for State of Illinois Department of Commerce and Economic Opportunity Grant and Longmeadow Toll Bond Defeasement
 - D. **Resolution:** Authorizing the Approval of a Formal Budget Policy for Fiscal Year 2024
 - E. **Resolution:** Approving and Authorizing a County Wide Budget Policy on Vacant Positions
-

-
- F. **Resolution:** Authorizing Release of General Fund Contingency Budget for New Positions
 - G. **Resolution:** Authorizing Budget Amendment for FY23 IDPH COVID-19 Vaccination Grant
 - H. **Resolution:** FY2023 Budget Adjustment to Rollover Unspent Portion of Health Department Grant to the Kane County State's Attorney's Office Collaborative Diversion Unit
 - I. **Resolution:** Authorizing Opioid Response Community Projects
 - J. **Resolution:** Authorizing Hiring Communicable Disease Surveillance Coordinator, Communicable Disease Supervisor, Finance Operation Specialist and Facilities Logistics Assistant to Replace the Seasonal Positions in the FY23 Budget
 - K. **Resolution:** Authorizing Salary Increases Pursuant to the Equity Project
 - L. **Resolution:** Approving the Purchase of One Replacement Vehicle for the Kane County Sheriff's Office
 - M. **Resolution:** Authorizing Agreements for Workforce Innovation and Opportunity Act and Trade Adjustment Act Programs for Program Year 2023
 - N. **Resolution:** Authorizing an Agreement with Waste Management for Refuse Removal
 - O. **Resolution:** Authorizing Renewal of Data Center Colocation Lease and Fees
 - P. **Resolution:** Authorizing Contract Extension for Outdoor Wireless Installation Services- Microwave Network Infrastructure
 - Q. **Resolution:** Authorizing a Contract for the Information Technologies Department for Uninterruptable Power Supply (UPS) System Replacements with Installation
 - R. **Resolution:** Authorizing the Extension for 2022-2023 Mill Creek SSA Parkway Tree & Stump Removal Services and Additional Funds from 2022
 - S. **Resolution:** Authorization of an Agreement with HOK for Architectural and Electrical Engineering Services for Lighting at the Kane County Judicial Campus
 - T. **Resolution:** Authorization of an Agreement with Kluber Incorporated for Architectural and Engineering Services for Fire Protection Systems Upgrade
 - U. **Resolution:** Authorizing a Contract with RW Ventures, LLC., for Consulting Services to Create a Strategic Economic Development Plan for Kane County
 - V. **Resolution:** Authorizing a Contract with JEG 360, LLC., for Consulting Services as an Economic Advisor for Kane County

- W. **Resolution:** Authorizing Number of Procurement Cards Issued to Kane County Health Department and Each of their Transaction Limits
 - X. **Resolution:** Acknowledging Annual Review of Number of Procurement Cards Issued to the County Board and Each of Their Transaction Limits
 - Y. **Resolution:** Acknowledging Annual Review of Number of Procurement Cards Issued to the Kane County Coroner's Office and Each of Their Transaction Limits
- 11. **Old Business**
 - 12. **Reports Placed On File**
 - 13. **Committee Chairman's Comments**
 - 4. **Executive Session**
 - 14. **Adjournment**

STATE OF ILLINOIS)

SS.

COUNTY OF KANE)

REPORT NO. TMP-23-743

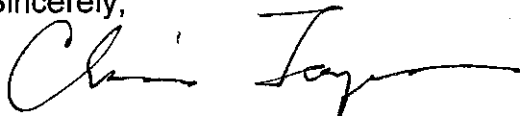
MONTHLY REPORT

**COUNTY OF KANE
OFFICE OF THE TREASURER
Geneva, Illinois 60134
Phone: (630) 232-3565
Fax: (630) 208-7549**

To: Finance Committee
From: Christopher J Lauzen, CPA MBA
Date: May 24, 2023
Subject: Monthly Report of Investments and Deposits

Attached is the April Treasurer Report of investments and deposits of county monies as of the first business day of May 2023, published pursuant to the provisions of Illinois Compiled Statutes, Chapter 55, Section 5/3-11007. There will be future adjustments to the format of these monthly reports for easier, more understandable consumption of this financial information.

Sincerely,



Christopher J Lauzen, CPA MBA
Kane County Treasurer

KANE COUNTY TREASURER - PORTFOLIO SUMMARY

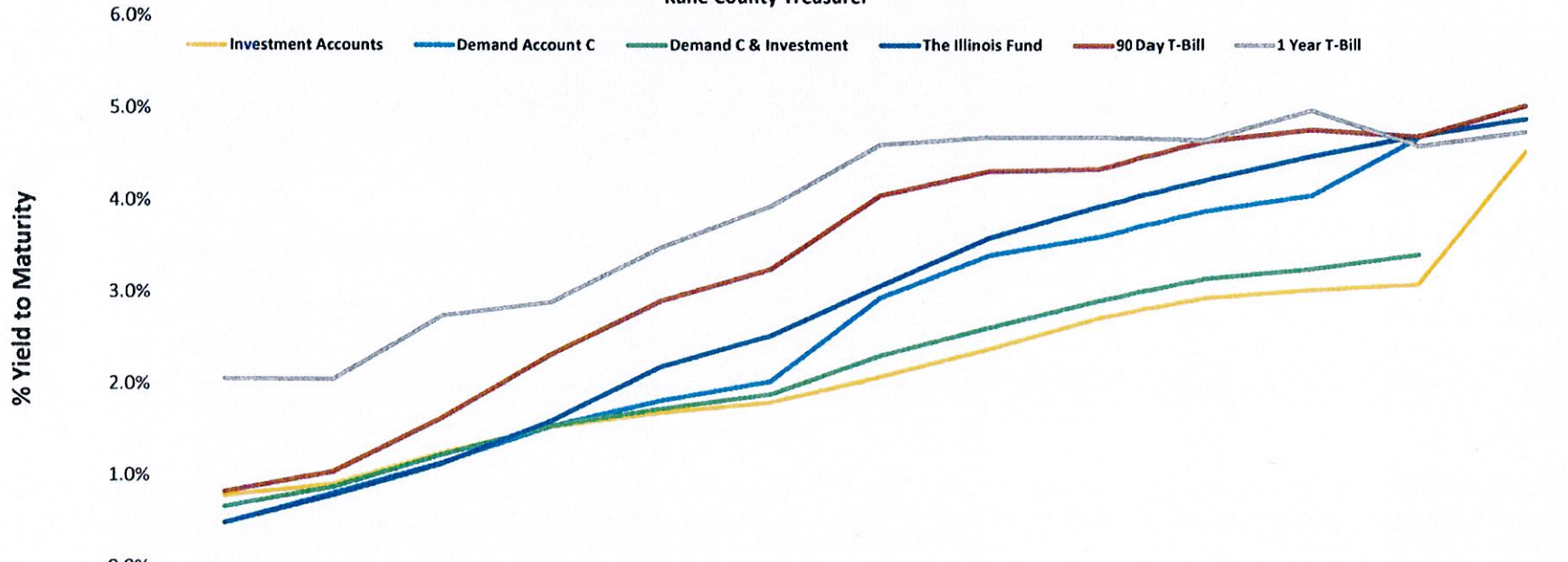
4/30/2023

ACCOUNT ASSETS	ACTUAL-BOOK VALUE	CURRENT MARKET/BOOK	INTEREST Rec'd in Current Month
FDIC Savings/Checking Accounts	94,013,123	94,013,123	-
Investments	165,472,747	160,336,456	-
The Illinois Funds Managed Asset Acct	62,108,508	62,108,508	-
PFM Illinois Trust Managed Asset Acct	99,795,492	99,795,492	-
CDARS Program - CIBC Bank	5,000,000	5,000,000	-
GRAND TOTAL TREASURER	426,389,870	421,253,579	-
GRAND TOTAL COLLECTOR (Next Page)	1,693,526	1,693,526	
GRAND TOTAL TRANSACTION (* Next Page)	783,951	783,951	
TOTAL DEMAND AND INVESTMENTS	428,867,347	423,731,056	-

**THE MONTHLY REPORT OF THE KANE COUNTY ILLINOIS TREASURER
FOR THE PERIOD ENDING APR 30, 2023**

FUND NAME	Description	BANK BALANCE 4/30/2023
American Bank & Trust	Public Fund Checking	-
American Eagle Bank	Small Business Account	-
Associated Bank	Public Funds Analyzed ECR Chkg	-
CIBC	Public Funds MM	20,591
Elgin State Bank/St Chas	Government Checking	-
First American Bank	Public Funds Now MM	177,283
First Federal Savings Bank	Small Business Checking	-
JP Morgan Chase	Premium Commercial MM	1,495,627
KCT Credit Union	Premium Member	25
Old Second Natl Bank	Checking Account	-
Resource Bank	Public Funds NIB	-
TBK Bank	Public Funds MM	-
TOTAL COLLECTOR ACCOUNTS		1,693,526
American Bank & Trust	Public Funds Now MM	3,535,935
Associated Bank	Public Funds MM Advantage	23,436,862
CIBC	Public Funds Now MM	827,059
Elgin State Bank/St Chas	Business MM	7,549,323
First American Bank	Public Funds Now MM	27,938,510
Old National Bank	Public Super Ckg Interest	18,384,400
Inland Bank	Public MMDA	10,986,644
JP Morgan Chase	Premium Commercial MM	47,487
First American Bank	* Unclaimed Funds	108,675
FAB - Outstanding Checks	* Payroll	241,667
FAB - Outstanding Checks	* Accounts Payable	430,482
FAB - Outstanding Checks	* Juror	3,127
TOTAL TREASURER ACCOUNTS		93,490,171
FAB Longmeadow	Premium Yield MM	587,105
FAB Multi Facility	Premium Yield MM	719,799
TOTAL BOND PROCEEDS ACCOUNTS		1,306,904
TOTAL DEMAND BALANCES		96,490,601
TOTAL INVESTMENT & MANAGED ASSET BALANCES		332,376,747
TOTAL DEMAND & INVESTMENT BALANCES		428,867,348

Kane County Weighted Average Demand & Investment Yield Kane County Treasurer



	Apr-22 4/30/2022	May-22 5/31/2022	Jun-22 6/30/2022	Jul-22 7/31/2022	Aug-22 8/31/2022	Sep-22 9/30/2022	Oct-22 10/31/2022	Nov-22 11/30/2022	Dec-22 12/31/2022	Jan-23 1/31/2023	Feb-23 2/28/2023	Mar-23 3/31/2023	Apr-23 4/30/2023
Investment Accounts	0.78%	0.90%	1.24%	1.52%	1.68%	1.79%	2.07%	2.37%	2.71%	2.93%	3.02%	3.08%	4.53%
Demand Account C	0.48%	0.80%	1.13%	1.53%	1.81%	2.02%	2.93%	3.40%	3.60%	3.88%	4.05%	4.68%	
Demand C & Investment	0.66%	0.87%	1.22%	1.53%	1.72%	1.88%	2.30%	2.61%	2.90%	3.14%	3.25%	3.41%	
The Illinois Fund	0.48%	0.78%	1.12%	1.59%	2.18%	2.52%	3.06%	3.59%	3.93%	4.22%	4.48%	4.70%	4.88%
90 Day T-Bill	0.82%	1.04%	1.63%	2.32%	2.90%	3.25%	4.06%	4.32%	4.34%	4.64%	4.77%	4.69%	5.03%
1 Year T-Bill	2.06%	2.05%	2.74%	2.89%	3.48%	3.93%	4.60%	4.69%	4.69%	4.65%	4.98%	4.59%	4.74%

Kane County - Portfolio Analysis - 4-30-23

Report Date		4/30/2023		Kane County			
Account	Avg. Coupon	Total Cost	Market Value	% Market Value	Unrealized Gain/Loss	Yield	Eff. Duration
Internal	2.11	55,661,487	54,604,275	34%	(1,057,212)	4.50	1.26
Vectors	2.49	51,919,306	49,762,658	31%	(2,156,648)	4.39	1.42
PFMAM	1.94	57,441,954	55,519,523	35%	(1,922,431)	4.69	1.56
Total	2.17	165,022,747	159,886,456	100%	(5,136,291)	4.53	1.41

Sector	Avg. Coupon	Total Cost	Market Value	% Market Value	Unrealized Gain/Loss	Yield	Duration
Cash		6,713,420	6,713,420	4%	-	4.77	0.10
Agency	2.06	73,091,423	71,158,998	45%	(1,932,425)	4.74	1.57
Taxable Muni	2.13	67,277,111	64,243,017	40%	(3,034,094)	4.54	1.56
Tax Free Muni	3.54	17,940,794	17,771,022	11%	(169,772)	3.55	0.76
Total	2.17	165,022,747	159,886,456	100%	(5,136,291)	4.53	1.41

Internal							
Sector	Avg. Coupon	Total Cost	Market Value	% Market Value	Unrealized Gain/Loss	Yield	Duration
Cash		6,713,420	6,713,420	12%	-	4.77	0.10
Agency	2.33	35,364,890	34,512,908	63%	(851,982)	4.60	1.86
Taxable Muni	2.38	10,355,082	10,154,515	19%	(200,567)	4.22	0.31
Tax Free Muni	3.26	3,228,095	3,223,433	6%	(4,662)	3.72	0.24
Total	2.11	55,661,487	54,604,275	100%	(1,057,212)	4.50	1.26

Vectors							
Sector	Avg. Coupon	Total Cost	Market Value	% Market Value	Unrealized Gain/Loss	Yield	Duration
Cash		-	-	0%	-	0.00	0.00
Agency	2.27	6,432,963	6,338,008	13%	(94,955)	5.17	0.61
Taxable Muni	2.05	31,755,660	29,857,088	60%	(1,898,572)	4.62	1.84
Tax Free Muni	3.55	13,730,683	13,567,563	27%	(163,120)	3.53	0.89
Total	2.49	51,919,306	49,762,658	100%	(2,156,648)	4.39	1.42

PFMAM							
Sector	Avg. Coupon	Total Cost	Market Value	% Market Value	Unrealized Gain/Loss	Yield	Duration
Cash		-	-	0%	-	0.00	0.00
Agency	1.72	31,293,570	30,308,083	55%	(985,488)	4.82	1.45
Taxable Muni	2.13	25,166,368	24,231,414	44%	(934,954)	4.58	1.72
Tax Free Muni	4.31	982,016	980,026	2%	(1,990)	3.26	0.68
Total	1.94	57,441,954	55,519,523	100%	(1,922,431)	4.69	1.56

Kane County - Portfolio Analysis - 4-30-23

2

3

Table with columns: Account, Cusip, Name, Coupon, Maturity, Original Face, Cost Basis, Principal Cost, USB Price - 4/30/2023, USB - Market Value, % Total Market Value, Unrealized Gain/Loss, Yield, Eff. Duration, Sector, Call Date, Average Credit Rating, Fed Taxable, Account #. Contains 100 rows of financial data.

Kane County - Portfolio Analysis - 4-30-23

Account	Cusip	Name	Coupon	Maturity	Original Face	Cost Basis	Principal Cost	USB Price - 4/30/2023	USB - Market Value	% Total Market Value	Unrealized Gain/Loss	Yield	Eff. Duration	Sector	Call Date	Average Credit Rating	Fed Taxable	Account #
Internal	586354BV3	MENANDS UN FSD	2.00	6/15/2023	580,000	99.95	579,707	99.75	578,538	0.4%	(1,169)	3.91	0.13	Tax Free Muni		AAA	N	5002057-000
Internal	378280UJ8	GLENDALE	5.00	7/1/2023	100,000	100.18	100,176	100.28	100,284	0.1%	108	3.31	0.17	Tax Free Muni		AA	N	5002057-000
Internal	721305CK4	PIKE TWP MET SD	3.00	7/15/2023	150,000	100.03	150,038	99.89	149,828	0.1%	(210)	3.51	0.21	Tax Free Muni		AA	N	5002057-000
Internal	57986LDD0	MCCSC 1996 SCH BLDG	5.00	7/15/2023	225,000	100.24	225,529	100.32	225,727	0.1%	198	3.43	0.21	Tax Free Muni		AA	N	5002057-000
Internal	003860CG6	ABSECON	4.00	7/15/2023	155,000	100.02	155,056	100.14	155,223	0.1%	187	3.28	0.21	Tax Free Muni		AA	N	5002057-000
Internal	283734G70	EL PASO-A-REF	5.00	8/15/2023	255,000	100.44	256,132	100.46	256,178	0.2%	46	3.40	0.29	Tax Free Muni		AA	N	5002057-000
Internal	551341CL2	LYNDHURST TWP BOE-REF	1.00	9/1/2023	355,000	99.31	352,545	98.81	350,786	0.2%	(1,759)	4.52	0.34	Tax Free Muni		AA	N	5002057-000
Internal	0331617H7	ANCHORAGE-B-REF	5.00	9/1/2023	500,000	100.61	503,058	100.58	502,920	0.3%	(138)	3.25	0.34	Tax Free Muni		AA	N	5002057-000
Internal	535392UL6	LINDEN	1.00	9/15/2023	374,000	99.25	371,197	98.79	369,475	0.2%	(1,723)	4.23	0.38	Tax Free Muni		AA	N	5002057-000
Internal	547473EE4	LOVINGTON SD #1	2.00	10/1/2023	100,000	99.55	99,549	99.15	99,150	0.1%	(399)	4.03	0.42	Tax Free Muni		AA	N	5002057-000
Vectors	3136G42B8	FANNIE MAE	0.33	8/28/2023	1,000,000	100.00	1,000,000	98.42	984,180	0.6%	(15,820)	5.15	0.33	Agency	5/28/2023	AAA	Y	5002057-001
Vectors	3130ARZ95	FEDERAL HOME LOAN BANK	2.70	11/24/2023	2,000,000	100.00	2,000,000	98.65	1,972,920	1.2%	(27,080)	5.13	0.55	Agency	5/24/2023	AAA	Y	5002057-001
Vectors	3130ASKE8	FEDERAL HOME LOAN BANK	3.30	12/28/2023	1,450,000	98.83	1,432,963	98.78	1,432,238	0.9%	(725)	5.19	0.64	Agency	6/28/2023	AAA	Y	5002057-001
Vectors	3130AT2N0	FEDERAL HOME LOAN BANK	3.70	2/28/2024	1,000,000	100.00	1,000,000	98.76	987,550	0.6%	(12,450)	5.24	0.78	Agency	5/28/2023	AAA	Y	5002057-001
Vectors	3136G4Z97	FANNIE MAE	0.38	2/28/2024	1,000,000	100.00	1,000,000	96.11	961,120	0.6%	(38,880)	5.20	0.82	Agency	5/28/2023	AAA	Y	5002057-001
Vectors	485429Y73	KANSAS ST DEV FIN AUT	3.64	4/15/2024	1,065,000	110.74	1,179,370	98.53	1,049,376	0.7%	(129,994)	5.22	0.93	Taxable Muni		A	Y	5002057-001
Vectors	88213ALU7	TX ST BRD RGTS A&M-D	2.76	5/15/2024	1,720,000	102.24	1,758,587	97.81	1,682,298	1.2%	(76,290)	4.99	1.00	Taxable Muni		AAA	Y	5002057-001
Vectors	9386505C3	WASHINGTON CO-C	2.45	6/1/2024	250,000	98.10	245,253	97.36	243,410	0.2%	(1,843)	4.96	1.05	Taxable Muni		AA	Y	5002057-001
Vectors	079235D08	BELLEVUE CITY MUNI	1.57	9/15/2024	770,000	100.22	771,717	97.29	749,164	0.5%	(22,553)	3.60	1.05	Taxable Muni		NA	Y	5002057-001
Vectors	604146EH9	MINNESOTA ST GEN FUND	2.80	6/1/2024	670,000	104.98	703,333	96.94	649,525	0.4%	(53,808)	4.91	1.05	Taxable Muni		AA	Y	5002057-001
Vectors	120525H52	SUNCOMBE CO -REV- B	1.80	6/1/2024	405,000	112.07	453,886	96.74	391,793	0.2%	(62,093)	4.90	1.05	Taxable Muni		AA	Y	5002057-001
Vectors	864784GR8	BUFFOLK CO WTR AUTH -	0.75	6/1/2024	700,000	101.55	710,836	95.46	668,227	0.4%	(42,609)	5.08	1.06	Taxable Muni		AAA	Y	5002057-001
Vectors	70917TBK6	PA HGR EDUCTNL-AY-REF	0.88	6/15/2024	500,000	100.62	503,100	95.65	478,255	0.3%	(24,845)	4.87	1.10	Taxable Muni		A	Y	5002057-001
Vectors	64972H5D0	NYC TRANSITIONAL FIN	0.64	7/15/2024	1,500,000	96.50	1,447,524	94.85	1,422,780	0.9%	(24,744)	5.07	0.78	Taxable Muni		AA	Y	5002057-001
Vectors	64971X5F1	NYC TRANSIT-A3-UNREFD	2.85	8/1/2024	945,000	100.00	945,000	97.49	921,290	0.6%	(23,710)	4.93	1.21	Taxable Muni		NA	Y	5002057-001
Vectors	64971X5E4	NYC TRANSIT-A3-PREREF	2.85	8/1/2024	55,000	100.00	55,000	97.59	53,672	0.0%	(1,328)	4.85	1.21	Taxable Muni		NA	Y	5002057-001
Vectors	9281726K6	VA ST PUB BLDG AUTH-C	1.91	8/1/2024	1,000,000	101.29	1,012,932	96.27	962,670	0.6%	(50,262)	5.01	1.22	Taxable Muni		AA	Y	5002057-001
Vectors	576051VX1	MA WTR RESOURCES AUTH	1.86	8/1/2024	200,000	105.48	210,950	96.51	193,018	0.1%	(17,932)	4.75	1.22	Taxable Muni		AA	Y	5002057-001
Vectors	73474TAB6	MORROW PORT TRANS FAC	3.22	9/1/2024	250,000	98.05	245,128	97.74	244,343	0.2%	(785)	4.98	1.29	Taxable Muni		AA	Y	5002057-001
Vectors	4140185L1	HARRIS CO FLOOD-B-REF	3.21	10/1/2024	1,000,000	110.54	1,105,413	97.95	979,480	0.6%	(125,933)	4.72	1.37	Taxable Muni		AA	Y	5002057-001
Vectors	882723P52	TEXAS ST-TXBL-REF-B	3.09	10/1/2024	350,000	97.99	342,949	97.78	342,213	0.2%	(737)	4.72	1.37	Taxable Muni		AAA	Y	5002057-001
Vectors	510281GF2	LAKE LOC SD-A-TXBL	4.00	12/1/2024	635,000	131.89	837,503	98.85	627,723	0.4%	(209,780)	4.75	1.50	Taxable Muni		AA	Y	5002057-001
Vectors	880558AN1	TN BOND AUTH-B-TXBL	3.13	5/1/2025	355,000	97.75	347,023	97.64	346,615	0.2%	(408)	4.37	1.62	Taxable Muni		AA	Y	5002057-001
Vectors	92778VEU8	VIRGINIA ST CLG BLDG	2.72	2/1/2025	450,000	103.92	467,638	96.65	434,907	0.3%	(32,731)	4.73	1.68	Taxable Muni		AA	Y	5002057-001
Vectors	64971LQ7K3	NYC TRANSITL FIN-TXBL	3.75	11/1/2025	1,000,000	104.76	1,047,589	98.31	983,140	0.6%	(64,449)	4.47	1.68	Taxable Muni	11/1/2023	AAA	Y	5002057-001
Vectors	678553BT4	OKLAHOMA CITY OK ECON	0.92	3/1/2025	500,000	93.87	469,331	93.34	466,685	0.3%	(2,646)	4.74	1.78	Taxable Muni		AA	Y	5002057-001
Vectors	64971XLQ9	NYC TRANS FIN AUTH-AA	2.01	5/1/2025	970,000	96.71	938,116	95.12	922,674	0.6%	(15,442)	4.58	1.91	Taxable Muni		AAA	Y	5002057-001
Vectors	64971X6G8	NYC TRANS-C-2-UNREFD	1.00	5/1/2025	690,000	100.35	692,434	93.22	643,184	0.4%	(49,251)	4.57	1.93	Taxable Muni		NA	Y	5002057-001
Vectors	64971X5V0	NYC TRANS-C-2-PREREF	1.00	5/1/2025	30,000	100.35	30,106	93.66	28,098	0.0%	(2,008)	4.33	1.93	Taxable Muni		NA	Y	5002057-001
Vectors	91412GU94	UNIV CA-AX-TXBL	3.06	7/1/2025	900,000	105.14	946,284	97.48	877,320	0.5%	(68,964)	4.29	2.00	Taxable Muni	4/1/2025	AA	Y	5002057-001
Vectors	864784G56	SUFFOLK CO WTR AUTH -	0.91	6/1/2025	700,000	99.49	696,401	93.03	651,217	0.4%	(45,184)	4.44	2.02	Taxable Muni		AAA	Y	5002057-001
Vectors	09088RP34	BIRMINGHAM-C-TXBL	0.88	6/1/2025	395,000	101.00	398,946	92.96	367,196	0.2%	(31,750)	4.45	2.02	Taxable Muni		AA	Y	5002057-001
Vectors	60415TOY7	MAN HSG FIN AGY-E-TXBL	3.19	7/1/2025	490,000	100.00	490,000	96.44	472,571	0.3%	(17,429)	4.93	2.04	Taxable Muni		AA	Y	5002057-001
Vectors	39081HCH3	GRANT LAKES WTR AUTH	1.65	7/1/2025	500,000	99.85	499,253	94.10	470,510	0.3%	(28,743)	4.53	2.08	Taxable Muni		A	Y	5002057-001
Vectors	898797HT5	TUCSON WTR SYS REV	0.85	7/1/2025	800,000	101.38	811,000	92.46	739,680	0.5%	(71,320)	4.53	2.10	Taxable Muni		AA	Y	5002057-001
Vectors	592112UB0	NASHVILLE DAVIDSON CO	0.61	7/1/2025	600,000	95.58	573,505	91.88	551,292	0.3%	(22,213)	4.57	2.10	Taxable Muni		AA	Y	5002057-001
Vectors	220245K52	CORPUS CHRISTI UTIL-B	1.14	7/15/2025	290,000	93.63	271,539	92.85	269,268	0.2%	(2,272)	4.57	2.13	Taxable Muni		AA	Y	5002057-001
Vectors	64966WF11	NYC HSG DEV CORP -D	1.30	8/1/2025	300,000	100.90	302,703	93.15	279,447	0.2%	(23,256)	4.53	2.17	Taxable Muni		AA	Y	5002057-001
Vectors	033162CT3	ANCHORAGE AK	0.71	8/1/2025	1,000,000	100.52	1,005,210	91.81	918,060	0.6%	(87,150)	4.57	2.18	Taxable Muni		AA	Y	5002057-001
Vectors	798135E88	SAN JOSE-B-TXBL	2.45	9/1/2025	515,000	96.75	498,248	95.59	492,283	0.3%	(5,964)	4.45	2.23	Taxable Muni		AA	Y	5002057-001
Vectors	7342606W7	PORT HOUSTON AUTH-B	2.25	10/1/2025	560,000	93.78	525,168	94.75	530,589	0.3%	5,421	4.56	2.31	Taxable Muni		AA	Y	5002057-001
Vectors	655867J34	NORFOLK-C-TXBL-REF	0.70	10/1/2025	500,000	92.09	460,428	92.03	460,160	0.3%	(268)	4.19	2.35	Taxable Muni		AA	Y	5002057-001
Vectors	44244CXP7	HOUSTON TX UTIL SYS-C	1.95	11/15/2025	430,000	95.12	409,020	94.29	405,447	0.3%	(3,573)	4.34	2.41	Taxable Muni		AA	Y	5002057-001
Vectors	172311RL8	CINCINNATI WTR SYS	1.00	12/1/2025	590,000	94.82	559,421	91.92	542,352	0.3%	(17,069)	4.33	2.49	Taxable Muni		AAA	Y	5002057-001
Vectors	419791YT9	HI ST-TXB-DX-BABS	9.33	2/1/2026	1,045,000	106.83	1,116,342	102.77	1,073,915	0.7%	(42,427)	4.25	2.51	Taxable Muni		AA	Y	5002057-001
Vectors	484062LY8	KANE CO ETC CMNTY CLG	1.00	12/15/2025	945,000	92.14	870,737	91.14	861,264	0.5%	(9,473)	4.62	2.52	Taxable Muni		AA	Y	5002057-001
Vectors	483854HU2	KANE COOK & DU PAGE C	0.70	12/15/2025	875,000	91.93	804,429	90.91	795,480	0.5%	(8,949)	4.40	2.54	Taxable Muni		AAA	Y	5002057-001
Vectors	09088RU20	BIRMINGHAM -TXBL -REF	2.00	3/1/2026	400,000	94.01	376,041	93.73	374,912	0.2%	(1,129)	4.37	2.69	Taxable Muni		AA	Y	5002057-001
Vectors	160357XE4	CHARLESTON -TXBL	1.25	3/1/2026	770,000	92.37	711,222	92.05	708,793	0.4%	(2,430)	4.25	2.72	Taxable Muni		AAA	Y	5002057-001
Vectors	396041AE5	GREENVILLE CO SC-A	1.36	4/1/2026	500,000	99.83	499,140	91.60	457,985	0.3%	(41,155)	4.46	2.80	Taxable Muni		A	Y	5002057-001
Vectors	59163PKJ1	METRO OR-TXBL	3.25	6/1/2026	550,000	139.86	769,217	96.19	529,029	0.3%	(240,189)	4.59	2.84	Taxable Muni		AAA	Y	5002057-001
Vectors	5444452N2	LOS ANGELES ARPT-F	2.04	5/15/2026	250,000	99.96	249,895	93.40	233,488	0.1%	(16,408)	4.38	2.86	Taxable Muni		AA	Y	5002057-001
Vectors	158855EW2	CHANDLER-REV-REF-TXBL	1.39	7/1/2026														

Kane County - Portfolio Analysis - 4-30-23

Account	Cusip	Name	Coupon	Maturity	Original Face	Cost Basis	Principal Cost	USB Price - 4/30/2023	USB - Market Value	% Total Market Value	Unrealized Gain/Loss	Yield	Eff. Duration	Sector	Call Date	Average Credit Rating	Fed Taxable	Account #
Vectors	010268CN8	ALABAMA FEDERAL AID	1.27	9/1/2026	500,000	100.18	500,890	91.14	455,700	0.3%	(45,190)	4.13	3.19	Taxable Muni		AAA	Y	5002057-001
Vectors	4252005D0	HENDERSON-B-REF	4.00	6/1/2024	100,000	100.03	100,031	100.06	100,064	0.1%	33	3.94	0.09	Tax Free Muni	6/1/2023	AA	N	5002057-001
Vectors	968717SF6	WILL CO SD#30C-C-REF	3.00	10/1/2023	100,000	100.03	100,032	99.68	99,678	0.1%	(354)	3.76	0.42	Tax Free Muni		AA	N	5002057-001
Vectors	405540DZ5	HALEDON	2.00	10/15/2023	180,000	99.31	178,750	98.92	178,052	0.1%	(697)	4.38	0.46	Tax Free Muni		AA	N	5002057-001
Vectors	84035SEX5	SOUTH SIDE ASD-A-REF	4.00	11/1/2023	290,000	100.37	291,067	100.37	291,070	0.2%	3	3.26	0.49	Tax Free Muni		AA	N	5002057-001
Vectors	769142JE1	RIVERSIDE VLG-A	5.00	12/1/2023	170,000	100.87	171,476	100.95	171,615	0.1%	139	3.36	0.57	Tax Free Muni		AA	N	5002057-001
Vectors	860605CU6	STICKNEY-REF	4.00	12/1/2023	150,000	100.44	150,659	100.35	150,528	0.1%	(131)	3.39	0.57	Tax Free Muni		AA	N	5002057-001
Vectors	214651MP3	COOK CNTY SD #123-A	4.00	12/1/2023	315,000	100.12	315,391	100.35	316,109	0.2%	718	3.39	0.57	Tax Free Muni		AA	N	5002057-001
Vectors	276482AC0	EASTERN GATEWAY CMNTY	3.00	12/1/2023	200,000	100.05	200,109	99.75	199,508	0.1%	(601)	3.42	0.58	Tax Free Muni		AA	N	5002057-001
Vectors	483862MS4	KANE CO FOREST-C-REF	5.00	12/15/2023	475,000	101.62	482,709	101.14	480,425	0.3%	(2,294)	3.15	0.61	Tax Free Muni		AA	N	5002057-001
Vectors	67910HPN4	OK MUNI PWR AUTH-B	5.00	1/1/2024	250,000	101.07	252,672	101.03	252,568	0.2%	(105)	3.44	0.66	Tax Free Muni		A	N	5002057-001
Vectors	713178BY6	PEORIA-REF	5.00	1/1/2024	495,000	101.03	500,101	101.04	500,148	0.3%	47	3.42	0.66	Tax Free Muni		A	N	5002057-001
Vectors	181108YH8	CLARK UTL DIST#1-REF	5.00	1/1/2024	150,000	124.88	187,317	101.09	151,640	0.1%	(35,678)	3.34	0.66	Tax Free Muni		A	N	5002057-001
Vectors	671579P20	CAK PARK VLG-B-REF	5.00	1/1/2024	570,000	101.12	576,369	101.16	576,606	0.4%	238	3.24	0.66	Tax Free Muni		AA	N	5002057-001
Vectors	14739HDA6	CASCADE WTR-REF	5.00	1/1/2024	50,000	100.33	50,167	101.24	50,619	0.0%	452	3.33	0.66	Tax Free Muni		AA	N	5002057-001
Vectors	877792ED9	KENON CMY HSD #303	4.00	1/1/2024	155,000	100.52	155,812	100.34	155,533	0.1%	(278)	3.47	0.66	Tax Free Muni		AA	N	5002057-001
Vectors	968648D51	WILL ETC SD #202-A	4.00	1/1/2024	405,000	116.97	473,727	100.48	406,960	0.3%	(66,767)	3.26	0.66	Tax Free Muni		AA	N	5002057-001
Vectors	070372NC7	BATAVIA-REF	3.00	1/1/2024	125,000	100.03	125,037	99.66	124,573	0.1%	(465)	3.51	0.66	Tax Free Muni		AA	N	5002057-001
Vectors	27649EFU8	EASTERN HANCOCK	2.00	1/15/2024	270,000	99.33	268,188	98.53	266,018	0.2%	(2,171)	4.11	0.70	Tax Free Muni		AA	N	5002057-001
Vectors	128534FX7	CALCASIEU SD #34-REF	3.00	1/15/2024	500,000	100.19	500,950	99.78	498,890	0.3%	(2,060)	3.31	0.70	Tax Free Muni		AA	N	5002057-001
Vectors	483782MQ8	KANE ETC SD #302-REF	5.00	2/1/2024	655,000	101.27	663,309	101.14	662,454	0.4%	(855)	3.46	0.74	Tax Free Muni		AA	N	5002057-001
Vectors	597834G20	MELROTHIAN	5.00	2/1/2024	200,000	101.44	202,889	101.35	202,706	0.1%	(183)	3.17	0.74	Tax Free Muni		AA	N	5002057-001
Vectors	519357PD3	LAVACA SCH DT #3-REF	0.75	2/1/2024	155,000	98.25	152,290	97.22	150,689	0.1%	(1,600)	4.52	0.75	Tax Free Muni	5/25/2023	AA	N	5002057-001
Vectors	24405RDAG	DEER MOUNT JUDEA SD	1.00	2/1/2024	100,000	98.33	98,330	97.74	97,736	0.1%	(594)	4.06	0.75	Tax Free Muni	5/25/2023	AA	N	5002057-001
Vectors	729042JK8	PLEASANTVILLE BOE-REF	5.00	2/15/2024	100,000	101.39	101,393	101.19	101,193	0.1%	(200)	3.46	0.78	Tax Free Muni		AA	N	5002057-001
Vectors	235219KG6	DALLAS-REF	5.00	2/15/2024	370,000	101.69	376,243	101.54	375,687	0.2%	(557)	3.03	0.78	Tax Free Muni		A	N	5002057-001
Vectors	26543SCR6	DUNELLEN BORO BOE	2.00	2/15/2024	200,000	99.08	198,153	98.25	196,506	0.1%	(1,647)	4.25	0.78	Tax Free Muni		AA	N	5002057-001
Vectors	767142QU4	RIO HONDO ISD-REF	3.00	2/15/2024	240,000	100.15	240,358	99.60	239,042	0.1%	(1,315)	3.51	0.78	Tax Free Muni		AA	N	5002057-001
Vectors	107889VL8	BRICK TWP NJ	3.00	2/15/2024	310,000	100.30	310,931	99.87	309,594	0.2%	(337)	3.16	0.78	Tax Free Muni		AA	N	5002057-001
Vectors	968767MF7	WILL SD #86 REF-A-REF	4.00	3/1/2024	115,000	100.81	115,933	100.45	115,512	0.1%	(421)	3.46	0.82	Tax Free Muni		AA	N	5002057-001
Vectors	18458PALJ7	CLEAR LATW WTR AUTH	4.00	3/1/2024	245,000	100.91	247,219	100.55	246,352	0.2%	(867)	3.33	0.82	Tax Free Muni		AA	N	5002057-001
Vectors	951140G22	WEST ALLEGHENY PA SD	4.00	3/1/2024	290,000	101.07	293,095	100.73	292,123	0.2%	(972)	3.11	0.82	Tax Free Muni		AA	N	5002057-001
Vectors	869315CE6	SUSSEX VLG -A	2.00	3/1/2024	140,000	99.20	138,885	98.40	137,766	0.1%	(1,120)	3.94	0.82	Tax Free Muni		AA	N	5002057-001
Vectors	179468SC8	CLAIBORNE CO-REF	5.00	4/1/2024	175,000	102.12	178,715	101.66	177,903	0.1%	(812)	3.16	0.90	Tax Free Muni		AA	N	5002057-001
Vectors	974730EA7	WINNECONNE WI CMNTY S	2.50	4/1/2024	100,000	99.85	99,847	99.07	99,067	0.1%	(780)	3.53	0.91	Tax Free Muni		AA	N	5002057-001
Vectors	667196MB2	NORTHVIEW MI PUB SD-I	5.00	5/1/2024	215,000	101.58	218,395	101.67	218,597	0.1%	201	3.30	0.96	Tax Free Muni		AA	N	5002057-001
Vectors	435236JNS	HOLLAND SD-REF	5.00	5/1/2024	250,000	101.71	254,263	101.85	254,628	0.2%	364	3.12	0.96	Tax Free Muni		AA	N	5002057-001
Vectors	491836TY8	KEOKUK-REF	3.00	5/1/2024	200,000	101.24	200,471	99.78	199,550	0.1%	(921)	3.23	0.97	Tax Free Muni		AA	N	5002057-001
Vectors	10733RDE0	BRENTWOOD PA SD	5.00	5/15/2024	180,000	101.70	183,065	101.75	183,148	0.1%	83	3.29	1.00	Tax Free Muni		AA	N	5002057-001
Vectors	546589E65	LOUISVILLE&JEFFERSON-A	5.00	5/15/2024	40,000	100.80	40,319	102.01	40,802	0.0%	483	3.04	1.00	Tax Free Muni		AA	N	5002057-001
Vectors	675136AK1	OCEAN TWP NJ MONMOUTH	3.00	11/1/2024	75,000	100.13	75,097	99.75	74,815	0.0%	(282)	3.17	1.04	Tax Free Muni	11/1/2023	AA	N	5002057-001
Vectors	102637TV7	BOWLING GREEN-C-REF	4.00	6/1/2024	50,000	101.17	50,585	100.94	50,471	0.0%	(114)	3.11	1.05	Tax Free Muni		AA	N	5002057-001
Vectors	728704DK0	PLEASANT SD	3.00	6/1/2024	175,000	100.36	175,636	99.89	174,802	0.1%	(834)	3.10	1.06	Tax Free Muni		AA	N	5002057-001
Vectors	794101UE3	SALEM CO -A-B-C	4.00	6/15/2024	440,000	101.14	445,028	100.85	443,718	0.3%	(1,310)	3.23	1.09	Tax Free Muni		AA	N	5002057-001
Vectors	586354BW1	MENANDS UN FSD	2.00	6/15/2024	575,000	98.97	569,098	97.80	562,339	0.4%	(6,760)	4.01	1.10	Tax Free Muni		AA	N	5002057-001
Vectors	109409GE6	BRIGHTON CSD	2.13	6/15/2024	100,000	99.43	99,434	98.37	98,374	0.1%	(1,060)	3.60	1.10	Tax Free Muni		AA	N	5002057-001
Vectors	192162VF9	COFFEE CO-B	5.00	7/1/2024	330,000	102.29	337,564	102.17	337,174	0.2%	(390)	3.10	1.12	Tax Free Muni		AA	N	5002057-001
Vectors	07583EF7	BELLMAWR BORO	0.50	7/15/2024	410,000	95.81	392,807	94.94	389,286	0.2%	(3,541)	4.84	1.18	Tax Free Muni		AA	N	5002057-001
Vectors	291065GW4	EMERSON	1.00	8/15/2024	320,000	97.05	310,548	95.75	306,410	0.2%	(4,138)	4.40	1.26	Tax Free Muni		AA	N	5002057-001
Vectors	708612BC9	PENNSVILLE BOE	2.50	9/1/2024	100,000	98.81	98,811	97.73	97,726	0.1%	(1,085)	4.26	1.30	Tax Free Muni		AA	N	5002057-001
Vectors	551341CM0	LYNDHURST TWP BOE-REF	1.00	9/1/2024	255,000	96.73	246,660	95.49	243,492	0.2%	(3,168)	4.50	1.31	Tax Free Muni		AA	N	5002057-001
Vectors	821157AD6	SHEFFIELD-REF-REV	4.00	10/1/2024	330,000	101.76	335,794	101.09	333,587	0.2%	(2,207)	3.21	1.38	Tax Free Muni		A	N	5002057-001
Vectors	379874HQ6	GLOVERSVILLE CITY SD	2.00	10/15/2024	835,000	98.36	821,340	97.34	812,789	0.5%	(8,551)	3.89	1.42	Tax Free Muni		AA	N	5002057-001
Vectors	729592DZ5	PLYMOUTH SCH BLDG	5.00	1/15/2025	50,000	103.53	51,763	103.23	51,614	0.0%	(150)	3.05	1.62	Tax Free Muni		AA	N	5002057-001
Vectors	46269RML6	IPS MULTI SCH-REF	4.00	1/15/2025	75,000	101.79	76,339	101.27	75,949	0.0%	(390)	3.23	1.63	Tax Free Muni		AA	N	5002057-001
Vectors	89556GE24	TRI-CREEK SCH BLDG-A	4.00	1/15/2025	100,000	102.22	102,216	101.75	101,747	0.1%	(469)	2.95	1.64	Tax Free Muni		AA	N	5002057-001
Vectors	519357PF1	LAVACA SCH DT #3-REF	0.75	2/1/2025	150,000	98.20	147,294	94.43	143,644	0.1%	(5,653)	4.06	1.72	Tax Free Muni	5/25/2023	AA	N	5002057-001
PFMAM	3130ASKF5	FEDERAL HOME LOAN BANK	3.00	6														

Kane County - Portfolio Analysis - 4-30-23

Account	Cusip	Name	Coupon	Maturity	Original Face	Cost Basis	Principal Cost	USB Price - 4/30/2023	USB - Market Value	% Total Market Value	Unrealized Gain/Loss	Yield	Eff. Duration	Sector	Call Date	Average Credit Rating	Fed Taxable	Account #
PFMAM	3130ARYU9	FEDERAL HOME LOAN BANK	3.00	2/23/2024	1,600,000	98.39	1,574,240	98.24	1,571,872	1.0%	(2,368)	5.21	0.79	Agency	5/23/2023	AAA	Y	19-PF2230
PFMAM	3130ASKC2	FEDERAL HOME LOAN BANK	3.45	3/28/2024	2,000,000	100.00	2,000,000	98.47	1,969,340	1.2%	(30,660)	5.18	0.87	Agency	6/28/2023	AAA	Y	19-PF2230
PFMAM	3130ARF82	FEDERAL HOME LOAN BANK	2.55	3/28/2024	600,000	100.00	600,000	97.94	587,652	0.4%	(12,348)	4.87	0.89	Agency		AAA	Y	19-PF2230
PFMAM	3133EMVD1	FEDERAL FARM CREDIT BANK	0.33	4/5/2024	500,000	95.71	478,565	95.64	478,210	0.3%	(355)	5.16	0.91	Agency	5/1/2023	AAA	Y	19-PF2230
PFMAM	3133EMAB8	FEDERAL FARM CREDIT BANK	0.39	6/17/2024	675,000	99.99	674,948	94.91	640,622	0.4%	(34,325)	5.06	1.11	Agency	5/1/2023	AAA	Y	19-PF2230
PFMAM	3130ASQNC2	FEDERAL HOME LOAN BANK	3.55	7/26/2024	2,000,000	100.00	2,000,000	98.27	1,965,480	1.2%	(34,520)	4.99	1.18	Agency	7/26/2023	AAA	Y	19-PF2230
PFMAM	3133EL4J0	FEDERAL FARM CREDIT BANK	0.47	8/19/2024	1,985,000	100.00	1,985,000	94.46	1,875,091	1.2%	(109,909)	4.89	1.27	Agency	5/1/2023	AAA	Y	19-PF2230
PFMAM	3133EL6V1	FEDERAL FARM CREDIT BANK	0.43	9/10/2024	1,000,000	96.86	968,595	94.23	942,250	0.6%	(26,345)	4.85	1.33	Agency	5/1/2023	AAA	Y	19-PF2230
PFMAM	3133EMB03	FEDERAL FARM CREDIT BANK	0.36	9/24/2024	35,000	100.00	35,000	94.01	32,902	0.0%	(2,098)	4.82	1.37	Agency	5/1/2023	AAA	Y	19-PF2230
PFMAM	3133EMFP2	FEDERAL FARM CREDIT BANK	0.44	11/4/2024	2,340,000	98.14	2,296,518	93.79	2,194,686	1.4%	(101,832)	4.73	1.48	Agency	5/1/2023	AAA	Y	19-PF2230
PFMAM	3133EMSC7	FEDERAL FARM CREDIT BANK	0.48	3/3/2025	1,270,000	99.61	1,265,107	92.88	1,179,576	0.7%	(85,531)	4.54	1.79	Agency	5/1/2023	AAA	Y	19-PF2230
PFMAM	3133ELC28	FEDERAL FARM CREDIT BANK	0.73	5/27/2025	355,000	93.01	330,182	92.80	329,451	0.2%	(731)	4.39	2.01	Agency	5/1/2023	AAA	Y	19-PF2230
PFMAM	3133ELK37	FEDERAL FARM CREDIT BANK	0.78	6/16/2025	260,000	100.00	260,000	92.87	241,462	0.2%	(18,538)	4.31	2.06	Agency	5/1/2023	AAA	Y	19-PF2230
PFMAM	3134GWND4	FREDDIE MAC	0.69	8/12/2025	1,000,000	100.00	1,000,000	92.13	921,280	0.6%	(78,720)	4.24	2.22	Agency	5/12/2023	AAA	Y	19-PF2230
PFMAM	3134GXFA7	FREDDIE MAC	0.65	11/26/2025	1,000,000	99.70	996,950	91.56	915,600	0.6%	(81,350)	4.14	2.49	Agency	5/26/2023	AAA	Y	19-PF2230
PFMAM	3135G06Q1	FANNIE MAE	0.64	12/30/2025	1,900,000	100.13	1,902,403	91.14	1,731,603	1.1%	(170,800)	4.18	2.58	Agency	6/30/2023	AAA	Y	19-PF2230
PFMAM	3130AKN85	FEDERAL HOME LOAN BANK	0.55	1/20/2026	200,000	100.00	200,000	90.69	181,384	0.1%	(18,616)	4.20	2.64	Agency	7/20/2023	AAA	Y	19-PF2230
PFMAM	3130AKXQ4	FEDERAL HOME LOAN BANK	0.60	2/12/2026	1,000,000	100.00	1,000,000	90.59	905,900	0.6%	(94,100)	4.21	2.70	Agency	5/12/2023	AAA	Y	19-PF2230
PFMAM	3133EMUK6	FEDERAL FARM CREDIT BANK	1.05	3/25/2026	1,400,000	91.57	1,098,888	91.48	1,097,772	0.7%	(1,116)	4.19	2.79	Agency	5/1/2023	AAA	Y	19-PF2230
PFMAM	3133EM3T7	FEDERAL FARM CREDIT BANK	0.87	9/1/2026	1,250,000	90.07	1,125,838	89.87	1,123,313	0.7%	(2,525)	4.15	3.21	Agency	5/1/2023	AAA	Y	19-PF2230
PFMAM	3133EMNB5	FEDERAL FARM CREDIT BANK	1.14	10/20/2026	500,000	90.60	453,010	90.39	451,955	0.3%	(1,055)	4.13	3.32	Agency	5/1/2023	AAA	Y	19-PF2230
PFMAM	3133ENLZ1	FEDERAL FARM CREDIT BANK	1.78	1/26/2027	1,200,000	92.27	1,107,216	92.11	1,105,320	0.7%	(1,896)	4.07	3.40	Agency	5/1/2023	AAA	Y	19-PF2230
PFMAM	944233LM5	WAYLAND UN SD-B-REF	2.40	5/1/2023	250,000	101.86	254,648	100.00	250,000	0.2%	(4,648)	2.37	0.01	Taxable Muni		AAA	Y	19-PF2230
PFMAM	88213AE10	TX A&M UNIV-A-REF	2.40	5/15/2023	650,000	101.86	662,110	99.90	649,344	0.4%	(12,766)	4.49	0.05	Taxable Muni		AAA	Y	19-PF2230
PFMAM	052430QR9	AUSTIN ISD-REF-TXBL	4.00	8/1/2023	750,000	99.87	749,040	99.78	748,328	0.5%	(713)	4.83	0.25	Taxable Muni		AAA	Y	19-PF2230
PFMAM	207721H43	CONNECTICUT-A-TXBL	2.15	8/15/2023	725,000	100.31	727,229	99.15	718,801	0.4%	(8,428)	5.05	0.29	Taxable Muni		AA	Y	19-PF2230
PFMAM	64966QEF3	NEW YORK-B-2	1.74	10/1/2023	1,000,000	100.25	1,002,503	98.65	986,480	0.6%	(16,023)	4.98	0.42	Taxable Muni		AA	Y	19-PF2230
PFMAM	88272A7A4	TEXAS ST-C-REF-TXBL	2.53	10/1/2023	655,000	100.96	661,266	98.98	648,339	0.4%	(12,927)	4.97	0.42	Taxable Muni		AAA	Y	19-PF2230
PFMAM	871089GX0	SWITZERLAND OF OHIO	2.11	12/1/2023	330,000	98.28	324,326	98.30	324,400	0.2%	74	5.05	0.57	Taxable Muni		AA	Y	19-PF2230
PFMAM	465468DG8	ITASCA ISD #318-A-REF	2.65	2/1/2024	500,000	105.11	525,545	98.22	491,075	0.3%	(34,470)	5.07	0.74	Taxable Muni		AAA	Y	19-PF2230
PFMAM	488063Z52	KATY TX INDEP SCH DIS	2.02	2/15/2024	470,000	98.17	461,412	97.81	459,721	0.3%	(1,691)	4.84	0.78	Taxable Muni		AAA	Y	19-PF2230
PFMAM	20772KGN3	CONNECTICUT ST-A-TXBL	3.04	4/15/2024	500,000	138.17	690,852	98.33	491,645	0.3%	(199,207)	4.84	0.94	Taxable Muni		AA	Y	19-PF2230
PFMAM	880541QU4	TENNESSEE ST-C-TXBL	3.73	8/1/2024	475,000	100.25	476,188	98.77	469,148	0.3%	(7,040)	4.74	1.20	Taxable Muni		AAA	Y	19-PF2230
PFMAM	64966MEF2	NEW YORK	2.11	8/1/2024	1,000,000	101.80	1,018,043	96.74	967,360	0.6%	(50,683)	4.81	1.22	Taxable Muni		AA	Y	19-PF2230
PFMAM	5978516S8	MIDLOTHIAN TX INDEP S	5.00	2/15/2025	750,000	100.69	755,169	100.60	754,485	0.5%	(684)	4.65	1.69	Taxable Muni		AAA	Y	19-PF2230
PFMAM	649791PQ7	NEW YORK ST	2.12	2/15/2025	500,000	96.03	480,135	95.58	477,890	0.3%	(2,245)	4.71	1.73	Taxable Muni		AA	Y	19-PF2230
PFMAM	882805HG0	TEXAS ST TECH UNIV RE	0.94	2/15/2025	500,000	94.31	471,561	93.77	468,890	0.3%	(2,731)	4.59	1.74	Taxable Muni		AA	Y	19-PF2230
PFMAM	4423315U4	HOUSTON TX-B-TXBL-REF	2.11	3/1/2025	1,415,000	102.40	1,448,936	95.49	1,351,127	0.8%	(97,809)	4.70	1.76	Taxable Muni		AA	Y	19-PF2230
PFMAM	649791LU2	NEW YORK ST-TXBL-B	2.80	3/15/2025	220,000	96.90	213,190	96.65	212,626	0.1%	(564)	4.68	1.79	Taxable Muni		AA	Y	19-PF2230
PFMAM	649791RA0	NY ST-B-TXBL GROUP 1	0.91	3/15/2025	1,000,000	93.65	936,548	93.31	933,050	0.6%	(3,498)	4.67	1.82	Taxable Muni		AA	Y	19-PF2230
PFMAM	914455UC2	UNIV OF MICHIGAN MI	1.00	4/1/2025	750,000	100.63	754,707	93.55	701,633	0.4%	(53,074)	4.54	1.86	Taxable Muni	10/1/2024	AAA	Y	19-PF2230
PFMAM	127145LF5	CACHE CO-REF	3.00	6/15/2025	500,000	97.31	486,564	96.81	484,065	0.3%	(2,499)	4.59	2.00	Taxable Muni		AAA	Y	19-PF2230
PFMAM	341271AD6	FLORIDA ST BRD OF ADM	1.26	7/1/2025	3,715,000	99.40	3,692,538	93.07	3,457,402	2.2%	(235,136)	4.65	2.09	Taxable Muni		AA	Y	19-PF2230
PFMAM	64966QC84	NEW YORK-A-2	2.28	8/1/2025	1,000,000	102.75	1,027,507	95.46	954,610	0.6%	(72,897)	4.41	2.15	Taxable Muni		AA	Y	19-PF2230
PFMAM	207721JK6	CONNECTICUT-A-TXBL	2.52	8/15/2025	2,315,000	99.42	2,301,596	96.13	2,225,479	1.4%	(76,117)	4.30	2.18	Taxable Muni		AA	Y	19-PF2230
PFMAM	64966QWV8	NEW YORK -A-2-TXBL	0.84	8/1/2025	735,000	93.02	683,660	92.41	679,243	0.4%	(4,417)	4.41	2.18	Taxable Muni		AA	Y	19-PF2230
PFMAM	419792YQ3	HAWAII ST-FZ	0.67	8/1/2025	495,000	92.52	457,987	92.16	456,167	0.3%	(1,820)	4.36	2.19	Taxable Muni		AA	Y	19-PF2230
PFMAM	544351KU2	LOS ANGELES-A-REF-TXB	3.05	9/1/2025	500,000	97.35	486,752	96.71	483,550	0.3%	(3,202)	4.55	2.21	Taxable Muni		AA	Y	19-PF2230
PFMAM	824178ZK6	SHERMAN ISD -A-TXBL	4.00	2/15/2026	500,000	99.18	495,901	99.06	495,275	0.3%	(626)	4.36	2.59	Taxable Muni		AAA	Y	19-PF2230
PFMAM	20772KNX3	CONNECTICUT -TXBL -A	1.12	6/1/2026	250,000	91.54	228,842	91.36	228,403	0.1%	(439)	4.13	2.95	Taxable Muni		AA	Y	19-PF2230
PFMAM	20772KJV6	CONNECTICUT ST-A-TXBL	2.35	7/1/2026	925,000	94.99	878,639	94.75	876,410	0.5%	(2,229)	4.13	2.97	Taxable Muni		AA	Y	19-PF2230
PFMAM	64966QRK8	NYC -TXBL-REF-D	1.22	8/1/2026	1,000,000	91.94	919,386	90.81	908,110	0.6%	(11,276)	4.27	3.11	Taxable Muni		AA	Y	19-PF2230
PFMAM	54438CYL0	LOS ANGELES CCD-REF	1.17	8/1/2026	600,000	90.95	545,686	90.41	542,460	0.3%	(3,226)	4.36	3.11	Taxable Muni		AA	Y	19-PF2230
PFMAM	64966MWN5	NEW YORK-E-2-TXBL	3.55	3/1/2027	345,000	100.84	347,901	97.38	335,961	0.2%	(11,940)	4.30	3.51	Taxable Muni		AA	Y	19-PF2230
PFMAM	391554BZ4	FLR ALBANY SD 8J	5.00	6/15/2023	175,000	100.11	175,199	100.21	175,361	0.1%	162	3.35	0.13	Tax Free Muni		AA	N	19-PF2230
PFMAM	3411503F5	FLORIDA ST-A	5.00	7/1/2023	100,000	100.03	100,030	100.30	100,296	0.1%	266	3.25	0.17	Tax Free Muni		AAA		

Kane County - Portfolio Analysis - 4-30-23

Account	Cusip	Name	Coupon	Maturity	Original Face	Cost Basis	Principal Cost	USB Price - 4/30/2023	USB - Market Value	% Total Market Value	Unrealized Gain/Loss	Yield	Eff. Duration	Sector	Call Date	Average Credit Rating	Fed Taxable	Account #
Internal	31607A703	FIDELITY INV MMTK GOVT-INST			6,713,420	100.00	6,713,420	100.00	6,713,420	12.3%		4.77	0.10	Cash		NA	Y	5002057-000
Internal	3130AT1M0	FEDERAL HOME LOAN BANK	5.50	11/24/2025	750,000	100.03	750,189	99.73	747,990	1.4%	(2,199)	5.61	0.69	Agency	5/24/2023	AAA	Y	5002057-000
Internal	3130ATL81	FEDERAL HOME LOAN BANK	5.00	10/14/2025	1,400,000	99.53	1,393,420	99.40	1,391,586	2.5%	(1,834)	5.26	0.93	Agency	5/1/2023	AAA	Y	5002057-000
Internal	3130ATJ93	FEDERAL HOME LOAN BANK	5.05	10/24/2025	1,750,000	100.00	1,750,000	99.42	1,739,833	3.2%	(10,168)	5.30	0.99	Agency	7/24/2023	AAA	Y	5002057-000
Internal	3130ATC07	FEDERAL HOME LOAN BANK	4.00	6/28/2024	1,500,000	100.00	1,500,000	98.70	1,480,440	2.7%	(19,560)	5.17	1.00	Agency	6/28/2023	AAA	Y	5002057-000
Internal	3130ATB15	FEDERAL HOME LOAN BANK	4.05	9/30/2024	185,000	98.60	182,410	98.66	182,512	0.3%	102	5.04	1.11	Agency	6/30/2023	AAA	Y	5002057-000
Internal	3130ASEN5	FEDERAL HOME LOAN BANK	3.02	6/28/2024	1,500,000	99.72	1,495,737	97.74	1,466,055	2.7%	(29,682)	5.04	1.12	Agency	6/28/2023	AAA	Y	5002057-000
Internal	3130ASZJ6	FEDERAL HOME LOAN BANK	4.00	4/30/2025	250,000	98.61	246,535	98.39	245,965	0.5%	(570)	4.85	1.33	Agency	5/28/2023	AAA	Y	5002057-000
Internal	3134GXZP0	FREDDIE MAC	4.00	3/28/2025	110,000	98.43	108,273	98.39	108,233	0.2%	(40)	4.89	1.33	Agency	9/28/2023	AAA	Y	5002057-000
Internal	3130ASQJ1	FEDERAL HOME LOAN BANK	4.13	7/28/2025	1,500,000	100.00	1,500,000	98.54	1,478,160	2.7%	(21,840)	4.81	1.35	Agency	7/28/2023	AAA	Y	5002057-000
Internal	3134GXH98	FREDDIE MAC	3.75	1/27/2025	500,000	98.38	491,880	98.08	490,410	0.9%	(1,470)	4.91	1.36	Agency	7/27/2023	AAA	Y	5002057-000
Internal	3130ASGN3	FEDERAL HOME LOAN BANK	4.00	6/30/2025	2,350,000	99.50	2,338,134	98.40	2,312,494	4.2%	(25,640)	4.78	1.37	Agency	6/30/2023	AAA	Y	5002057-000
Internal	3134GWXX0	FREDDIE MAC	0.40	9/30/2024	1,000,000	100.00	1,000,000	94.01	940,110	1.7%	(59,890)	4.81	1.39	Agency	6/30/2023	AAA	Y	5002057-000
Internal	3134GXZM5	FREDDIE MAC	4.13	9/29/2025	175,000	98.67	172,666	98.48	172,347	0.3%	(319)	4.79	1.44	Agency	9/29/2023	AAA	Y	5002057-000
Internal	3130APU45	FEDERAL HOME LOAN BANK	0.85	11/22/2024	385,000	94.50	363,840	94.26	362,886	0.7%	(955)	4.70	1.52	Agency	5/22/2023	AAA	Y	5002057-000
Internal	3130ANEJ5	FEDERAL HOME LOAN BANK	0.52	1/28/2025	1,000,000	100.00	1,000,000	93.11	931,110	1.7%	(68,890)	4.66	1.70	Agency	7/28/2023	AAA	Y	5002057-000
Internal	3136G4E74	FANNIE MAE	0.57	1/29/2025	950,000	93.43	887,557	93.19	885,267	1.6%	(2,290)	4.66	1.70	Agency	7/29/2023	AAA	Y	5002057-000
Internal	3130AL6W9	FEDERAL HOME LOAN BANK	0.40	2/18/2025	500,000	100.00	500,000	92.77	463,840	0.8%	(36,160)	4.62	1.76	Agency	5/18/2023	AAA	Y	5002057-000
Internal	3130AMMG4	FEDERAL HOME LOAN BANK	0.63	2/27/2025	40,000	100.00	40,000	93.09	37,255	0.1%	(2,765)	4.61	1.78	Agency	5/27/2023	AAA	Y	5002057-000
Internal	3130ARAS3	FEDERAL HOME LOAN BANK	2.00	3/24/2025	1,200,000	95.71	1,148,544	95.43	1,145,124	2.1%	(3,420)	4.53	1.80	Agency	6/24/2023	AAA	Y	5002057-000
Internal	3133EMJ98	FEDERAL FARM CREDIT BANK	0.49	3/10/2025	400,000	100.00	400,000	92.85	371,480	0.7%	(28,520)	4.53	1.81	Agency	5/1/2023	AAA	Y	5002057-000
Internal	3130ARNN7	FEDERAL HOME LOAN BANK	3.00	7/28/2025	1,600,000	97.15	1,554,464	96.93	1,550,880	2.8%	(3,584)	4.45	1.82	Agency	7/28/2023	AAA	Y	5002057-000
Internal	3130ARR06	FEDERAL HOME LOAN BANK	3.25	10/29/2025	1,000,000	100.00	1,000,000	97.19	971,890	1.8%	(28,110)	4.45	1.86	Agency	7/29/2023	AAA	Y	5002057-000
Internal	3130ARU58	FEDERAL HOME LOAN BANK	4.00	4/28/2025	1,125,000	100.00	1,125,000	99.55	1,119,998	2.1%	(5,063)	4.24	1.90	Agency	5/1/2023	AAA	Y	5002057-000
Internal	3133ENUZ1	FEDERAL FARM CREDIT BANK	3.09	10/20/2025	500,000	100.00	500,000	96.93	484,660	0.9%	(15,340)	4.41	1.92	Agency	5/1/2023	AAA	Y	5002057-000
Internal	3133EMX56	FEDERAL FARM CREDIT BANK	0.72	4/28/2025	1,550,000	100.00	1,550,000	92.98	1,441,113	2.6%	(108,888)	4.43	1.94	Agency	5/1/2023	AAA	Y	5002057-000
Internal	3130AMX31	FEDERAL HOME LOAN BANK	0.75	6/30/2025	520,000	100.00	520,000	92.71	482,076	0.9%	(37,924)	4.30	2.10	Agency	6/30/2023	AAA	Y	5002057-000
Internal	3130AURP6	FEDERAL HOME LOAN BANK	0.68	6/30/2025	990,000	92.03	911,127	92.56	916,384	1.7%	5,257	4.30	2.10	Agency	5/1/2023	AAA	Y	5002057-000
Internal	3133EMMP4	FEDERAL FARM CREDIT BANK	0.39	7/14/2025	884,000	92.05	813,731	91.89	812,263	1.5%	(1,467)	4.28	2.15	Agency	5/1/2023	AAA	Y	5002057-000
Internal	3130APZ32	FEDERAL HOME LOAN BANK	1.25	9/16/2025	505,000	100.00	505,000	93.31	471,226	0.9%	(33,774)	4.23	2.28	Agency	6/16/2023	AAA	Y	5002057-000
Internal	3130ALJ47	FEDERAL HOME LOAN BANK	0.70	9/24/2025	1,000,000	92.20	922,010	92.04	920,410	1.7%	(1,600)	4.21	2.33	Agency	6/24/2023	AAA	Y	5002057-000
Internal	3130AMUW0	FEDERAL HOME LOAN BANK	0.75	9/30/2025	500,000	99.25	499,750	92.11	460,570	0.8%	(39,180)	4.21	2.35	Agency	6/30/2023	AAA	Y	5002057-000
Internal	3133EMYD8	FEDERAL FARM CREDIT BANK	0.85	11/3/2025	1,000,000	92.36	923,330	92.17	921,720	1.7%	(1,610)	4.16	2.42	Agency	5/1/2023	AAA	Y	5002057-000
Internal	3130ANL66	FEDERAL HOME LOAN BANK	0.75	11/26/2025	1,300,000	91.98	1,195,727	91.80	1,193,387	2.2%	(2,340)	4.14	2.49	Agency	5/26/2023	AAA	Y	5002057-000
Internal	3133EMSK9	FEDERAL FARM CREDIT BANK	0.84	3/2/2026	1,500,000	97.06	1,455,925	91.05	1,365,810	2.5%	(90,115)	4.21	2.74	Agency	5/1/2023	AAA	Y	5002057-000
Internal	3130ALT11	FEDERAL HOME LOAN BANK	1.01	3/30/2026	700,000	91.48	640,367	91.35	639,457	1.2%	(910)	4.18	2.81	Agency	6/30/2023	AAA	Y	5002057-000
Internal	3130ALMV3	FEDERAL HOME LOAN BANK	1.00	3/30/2026	500,000	100.00	500,000	91.33	456,625	0.8%	(43,375)	4.18	2.81	Agency	6/30/2023	AAA	Y	5002057-000
Internal	3130AMZNS	FEDERAL HOME LOAN BANK	0.75	6/30/2026	1,000,000	91.26	912,600	91.12	911,220	1.7%	(1,380)	4.23	3.00	Agency	6/30/2023	AAA	Y	5002057-000
Internal	3133EMZ88	FEDERAL FARM CREDIT BANK	0.83	8/10/2026	1,100,000	90.13	991,375	89.97	989,637	1.8%	(1,738)	4.13	3.16	Agency	5/1/2023	AAA	Y	5002057-000
Internal	3130AQY62	FEDERAL HOME LOAN BANK	2.50	2/25/2027	575,000	100.00	575,000	94.02	540,586	1.0%	(34,414)	4.21	3.17	Agency	5/25/2023	AAA	Y	5002057-000
Internal	3130APWE1	FEDERAL HOME LOAN BANK	1.50	11/25/2026	1,000,000	100.00	1,000,000	91.01	910,060	1.7%	(89,940)	4.24	3.35	Agency	5/25/2023	AAA	Y	5002057-000
Internal	64971W529	NYC TRANS FIN AUTH-F2	2.53	5/1/2023	830,000	102.96	854,593	100.00	830,000	1.5%	(24,593)	2.50	0.01	Taxable Muni	AAA	Y	5002057-000	
Internal	681669FP8	OMAHA DOUGLAS PUB BLD	1.80	5/1/2023	1,325,000	100.00	1,325,000	100.00	1,325,000	2.4%		1.78	0.01	Taxable Muni	AA	Y	5002057-000	
Internal	64971XPF9	NYC TRANSITIONAL FIN	1.43	5/1/2023	500,000	100.00	500,000	100.00	500,000	0.9%		1.42	0.01	Taxable Muni	AA	Y	5002057-000	
Internal	54589SDM3	LOUDDON EDN-TXBL	3.75	6/1/2023	800,000	108.09	864,704	95.86	798,877	1.5%	(65,827)	5.22	0.09	Taxable Muni	AA	Y	5002057-000	
Internal	736688L65	PORTLAND CMNTY CLG	3.50	6/1/2023	500,000	99.97	499,836	99.87	499,365	0.9%	(471)	4.82	0.09	Taxable Muni	AA	Y	5002057-000	
Internal	864784GQ0	SUFFOLK CO WTR AUTH -	0.57	6/1/2023	300,000	100.87	302,610	99.64	298,905	0.5%	(3,705)	4.56	0.09	Taxable Muni	AA	Y	5002057-000	
Internal	39081HC77	GREAT LAKES WTR AUTH	1.50	7/1/2023	115,000	99.75	114,708	99.41	114,323	0.2%	(385)	4.87	0.17	Taxable Muni	A	Y	5002057-000	
Internal	03667PFM9	ANTELOPE VLY CLG-A	2.83	8/1/2023	250,000	99.65	249,121	99.42	248,538	0.5%	(583)	5.09	0.25	Taxable Muni	AA	Y	5002057-000	
Internal	60534WBM9	MS ST DEB BANK-B-TXBL	2.36	8/1/2023	250,000	105.03	262,575	99.33	248,333	0.5%	(14,243)	4.94	0.25	Taxable Muni	AA	Y	5002057-000	
Internal	116475226	BROWNSVILLE UTILITY	0.80	9/1/2023	250,000	98.89	247,231	98.54	246,338	0.5%	(893)	5.15	0.34	Taxable Muni	A	Y	5002057-000	
Internal	679191111	OK AGRICULTURAL-REV-C	1.89	9/1/2023	240,000	103.88	249,312	98.95	237,475	0.4%	(11,837)	5.00	0.34	Taxable Muni	AA	Y	5002057-000	
Internal	982696R99	WYANDOTTE USD #500-B	1.67	9/1/2023	410,000	100.32	412,325	98.91	405,535	0.7%	(5,790)	4.90	0.34	Taxable Muni	AA	Y	5002057-000	
Internal	67556PFO9	OCYODE UTIL DIST	2.90	10/1/2023	170,000	103.82	176,494	95.06	168,400	0.3%	(8,094)	5.15	0.42	Taxable Muni	A	Y	5002057-000	
Internal	46467TAG0	ISLESBORO-TXBL	4.00	10/15/2023	165,000	99.54	164,249	99.50	164,170	0.3%	(79)	5.10	0.45	Taxable Muni	A	Y	5002057-000	
Internal	64971WXB1	NYC TRANS FIN AUTH-B2	2.80	11/1/2023	445,000	105.61	469,978											

Kane County - Portfolio Analysis - 4-30-23

Account	Cusip	Name	Coupon	Maturity	Original Face	Cost Basis	Principal Cost	USB Price - 4/30/2023	USB - Market Value	% Total Market Value	Unrealized Gain/Loss	Yield	Eff. Duration	Sector	Call Date	Average Credit Rating	Fed Taxable	Account #
Internal	003860CG6	ABSECON	4.00	7/15/2023	155,000	100.02	155,036	100.14	155,223	0.3%	187	3.28	0.21	Tax Free Muni		AA	N	5002057-000
Internal	283734G70	EL PASO-A-REF	5.00	8/15/2023	255,000	100.44	256,132	100.46	256,178	0.5%	46	3.40	0.29	Tax Free Muni		AA	N	5002057-000
Internal	551341CL2	LYNDHURST TWP BOE-REF	1.00	9/1/2023	355,000	99.31	352,545	98.81	350,786	0.6%	(1,759)	4.52	0.34	Tax Free Muni		AA	N	5002057-000
Internal	0331617H7	ANCHORAGE-B-REF	5.00	9/1/2023	500,000	100.61	503,058	100.58	502,920	0.9%	(138)	3.25	0.34	Tax Free Muni		AA	N	5002057-000
Internal	535392UL6	LINDEN	1.00	9/15/2023	374,000	99.25	371,197	98.79	369,475	0.7%	(1,723)	4.23	0.38	Tax Free Muni		AA	N	5002057-000
Internal	547473EE4	LOVINGTON SD #1	2.00	10/1/2023	100,000	99.55	99,549	99.15	99,150	0.2%	(399)	4.03	0.42	Tax Free Muni		AA	N	5002057-000
Total			2.11		56,471,420		55,661,487		54,604,275	100%	(1,057,212)	4.50	1.26					

Kane County - Portfolio Analysis - 4-30-23

Account	Cusip	Name	Coupon	Maturity	Original Face	Cost Basis	Principal Cost	USB Price - 4/30/2023	USB - Market Value	% Total Market Value	Unrealized Gain/Loss	Yield	Eff. Duration	Sector	Call Date	Average Credit Rating	Fed Taxable	Account #
Vectors	3136G4288	FANNIE MAE	0.33	8/28/2023	1,000,000	100.00	1,000,000	98.42	984,180	2.0%	(15,820)	5.15	0.33	Agency	5/28/2023	AAA	Y	5002057-001
Vectors	3130ARZ95	FEDERAL HOME LOAN BANK	2.70	11/24/2023	2,000,000	100.00	2,000,000	98.65	1,972,920	4.0%	(27,080)	5.13	0.55	Agency	5/24/2023	AAA	Y	5002057-001
Vectors	3130AK5E8	FEDERAL HOME LOAN BANK	3.30	12/28/2023	1,450,000	98.83	1,432,963	98.78	1,432,238	2.9%	(725)	5.19	0.64	Agency	6/28/2023	AAA	Y	5002057-001
Vectors	3330AT2N6	FEDERAL HOME LOAN BANK	3.70	2/28/2024	1,000,000	100.00	1,000,000	98.76	987,550	2.0%	(12,450)	5.24	0.78	Agency	5/28/2023	AAA	Y	5002057-001
Vectors	3136G4297	FANNIE MAE	0.38	2/28/2024	1,000,000	100.00	1,000,000	96.11	961,120	1.9%	(38,880)	5.20	0.82	Agency	5/28/2023	AAA	Y	5002057-001
Vectors	485429Y73	KANSAS ST DEV FIN AUT	3.64	4/15/2024	1,065,000	110.74	1,179,370	98.53	1,049,376	2.1%	(129,994)	5.22	0.93	Taxable Muni		A	Y	5002057-001
Vectors	88213ALU7	TX ST BRD RGTS A&M-D	2.76	5/15/2024	1,720,000	102.24	1,758,587	97.81	1,682,298	3.4%	(76,290)	4.93	1.00	Taxable Muni		AAA	Y	5002057-001
Vectors	9386505C3	WASHINGTON CO-C	2.45	6/1/2024	250,000	98.10	245,253	97.36	243,410	0.5%	(1,843)	4.96	1.05	Taxable Muni		AA	Y	5002057-001
Vectors	079235DC8	BELLEVUE CITY MUNI	1.57	9/15/2024	770,000	100.22	771,717	97.29	749,164	1.5%	(22,553)	3.60	1.05	Taxable Muni		NA	Y	5002057-001
Vectors	604146EH9	MINNESOTA ST GEN FUND	2.00	6/1/2024	670,000	104.98	703,333	96.94	649,525	1.3%	(53,808)	4.91	1.05	Taxable Muni		AA	Y	5002057-001
Vectors	120525H52	BUNCOMBE CO-REV- B	1.80	6/1/2024	405,000	112.07	453,886	96.74	391,793	0.8%	(62,093)	4.90	1.05	Taxable Muni		AA	Y	5002057-001
Vectors	864784GR8	SUFFOLK CO WTR AUTH -	0.75	6/1/2024	700,000	101.55	710,836	95.46	668,227	1.3%	(42,609)	5.08	1.06	Taxable Muni		AAA	Y	5002057-001
Vectors	70917TBK6	PA HGR EDUCNTL-AI-REF	0.88	6/15/2024	500,000	100.62	503,100	95.65	478,255	1.0%	(24,845)	4.87	1.10	Taxable Muni		A	Y	5002057-001
Vectors	64972H5D1	NYC TRANSITIONAL FIN	0.64	7/15/2024	1,500,000	96.50	1,447,524	94.85	1,422,780	2.9%	(24,744)	5.07	1.18	Taxable Muni		AA	Y	5002057-001
Vectors	64971X5F1	NYC TRANSIT-A3-UNREFD	2.85	8/1/2024	945,000	100.00	945,000	97.49	921,290	1.9%	(23,710)	4.93	1.21	Taxable Muni		NA	Y	5002057-001
Vectors	64971X5E4	NYC TRANSIT-A3-PREREF	2.85	8/1/2024	55,000	100.00	55,000	97.59	53,672	0.1%	(1,328)	4.85	1.21	Taxable Muni		NA	Y	5002057-001
Vectors	9281726K6	VA ST PUB BLDG AUTH-C	1.91	8/1/2024	1,000,000	101.29	1,012,932	96.27	962,670	1.9%	(50,262)	5.01	1.22	Taxable Muni		AA	Y	5002057-001
Vectors	576051VX1	MA WTR RESOURCES AUTH	1.86	8/1/2024	200,000	105.48	210,950	96.51	193,018	0.4%	(17,932)	4.75	1.22	Taxable Muni		AA	Y	5002057-001
Vectors	73474TAB6	MORROW PORT TRANS FAC	3.22	9/1/2024	250,000	98.05	245,128	97.74	244,343	0.5%	(785)	4.98	1.29	Taxable Muni		AA	Y	5002057-001
Vectors	4140185L1	HARRIS CO FLOOD-B-REF	3.21	10/1/2024	1,000,000	110.54	1,105,413	97.95	979,480	2.0%	(125,933)	4.72	1.37	Taxable Muni		AA	Y	5002057-001
Vectors	882723P52	TEXAS ST-TXBL-REF-B	3.09	10/1/2024	350,000	97.99	342,949	97.78	342,213	0.7%	(737)	4.72	1.37	Taxable Muni		AAA	Y	5002057-001
Vectors	510281GE2	LAKE LOC SD-A-TXBL	4.00	12/1/2024	635,000	131.89	837,503	98.85	627,723	1.3%	(209,780)	4.75	1.50	Taxable Muni		AA	Y	5002057-001
Vectors	880558AN1	TN BOND AUTH-B-TXBL	3.13	5/1/2025	355,000	97.75	347,023	97.64	346,615	0.7%	(408)	4.37	1.62	Taxable Muni		AA	Y	5002057-001
Vectors	92778VEU8	VIRGINIA ST CLG BLDG	2.72	2/1/2025	450,000	103.92	467,388	96.65	434,907	0.9%	(32,731)	4.73	1.68	Taxable Muni		AA	Y	5002057-001
Vectors	64971Q7K3	NYC TRANSIT FIN-TXBL	3.75	11/1/2025	1,000,000	104.76	1,047,589	98.31	983,140	2.0%	(64,449)	4.47	1.68	Taxable Muni	11/1/2023	AAA	Y	5002057-001
Vectors	678553B74	OKLAHOMA CITY OK ECON	0.92	3/1/2025	500,000	93.87	469,331	93.34	466,685	0.9%	(2,646)	4.74	1.78	Taxable Muni		AA	Y	5002057-001
Vectors	64971XLQ9	NYC TRANS FIN AUTH-A4	2.01	5/1/2025	970,000	96.71	938,116	95.12	922,674	1.9%	(15,442)	4.58	1.91	Taxable Muni		AAA	Y	5002057-001
Vectors	64971X6G8	NYC TRANS-C-2-UNREFD	1.00	5/1/2025	690,000	100.35	692,434	93.22	643,184	1.3%	(49,251)	4.57	1.93	Taxable Muni		NA	Y	5002057-001
Vectors	64971X5Y0	NYC TRANS-C-2-PREREFD	1.00	5/1/2025	30,000	100.35	30,106	93.66	28,098	0.1%	(2,008)	4.33	1.93	Taxable Muni		NA	Y	5002057-001
Vectors	91412GU94	UNIV CA-AX-TXBL	3.06	7/1/2025	900,000	105.14	946,284	97.48	877,320	1.8%	(68,964)	4.29	2.00	Taxable Muni	4/1/2025	AA	Y	5002057-001
Vectors	864784G36	SUFFOLK CO WTR AUTH -	0.91	6/1/2025	700,000	99.49	696,401	93.03	651,217	1.3%	(45,184)	4.44	2.02	Taxable Muni		AAA	Y	5002057-001
Vectors	09008RP34	BIRMINGHAM-C-TXBL	0.88	6/1/2025	395,000	101.00	398,946	92.96	367,196	0.7%	(31,750)	4.45	2.02	Taxable Muni		AA	Y	5002057-001
Vectors	604161QV7	MN HSG FIN AGY-E-TXBL	3.19	7/1/2025	490,000	100.00	490,000	96.44	472,571	0.9%	(17,429)	4.93	2.04	Taxable Muni		AA	Y	5002057-001
Vectors	39081HCH3	GREAT LAKES WTR AUTH	1.65	7/1/2025	500,000	99.85	499,253	94.10	470,510	0.9%	(28,743)	4.53	2.08	Taxable Muni		A	Y	5002057-001
Vectors	89879H715	TUCSON WTR SYS REV	0.85	7/1/2025	800,000	101.38	813,000	92.46	739,680	1.5%	(71,320)	4.53	2.10	Taxable Muni		AA	Y	5002057-001
Vectors	592112U80	NASHVILLE DAVIDSON CO	0.61	7/1/2025	600,000	95.58	573,505	91.88	551,292	1.1%	(22,213)	4.57	2.10	Taxable Muni		AA	Y	5002057-001
Vectors	220245K52	CORPUS CHRISTI LIT-B	1.14	7/15/2025	290,000	93.63	271,539	92.85	269,268	0.5%	(2,272)	4.57	2.13	Taxable Muni		AA	Y	5002057-001
Vectors	64966WFI1	NYC HSG DEV CORP -D	1.30	8/1/2025	300,000	100.90	302,703	93.15	279,447	0.6%	(23,256)	4.53	2.17	Taxable Muni		AA	Y	5002057-001
Vectors	033162CT3	ANCHORAGE AK	0.71	8/1/2025	1,000,000	100.52	1,005,210	91.81	918,060	1.8%	(87,150)	4.57	2.18	Taxable Muni		AA	Y	5002057-001
Vectors	798135E88	SAN JOSE-B-TXBL	2.45	9/1/2025	515,000	96.75	498,248	95.59	492,283	1.0%	(5,964)	4.45	2.23	Taxable Muni		AA	Y	5002057-001
Vectors	7342606W7	PORT HOUSTON AUTH-B	2.25	10/1/2025	560,000	93.78	525,168	94.75	530,589	1.1%	5,421	4.56	2.31	Taxable Muni		AA	Y	5002057-001
Vectors	655867J34	HORFOLK-C-TXBL-REF	0.70	10/1/2025	500,000	92.09	460,428	92.03	460,160	0.9%	(268)	4.19	2.35	Taxable Muni		AA	Y	5002057-001
Vectors	44244CXPT7	HOUSTON TX UTIL SYS-C	1.95	11/15/2025	430,000	95.12	409,020	94.29	405,447	0.8%	(3,573)	4.34	2.43	Taxable Muni		AA	Y	5002057-001
Vectors	172311RL8	CINCINNATI WTR SYS	1.00	12/1/2025	590,000	94.82	559,421	91.92	542,352	1.1%	(17,069)	4.33	2.49	Taxable Muni		AAA	Y	5002057-001
Vectors	419791VT9	HI ST-TXBL-DX-BABS	5.33	2/1/2026	1,045,000	106.83	1,116,342	102.77	1,079,915	2.3%	(42,427)	4.25	2.51	Taxable Muni		AA	Y	5002057-001
Vectors	484062LY8	KANE CO ETC CMNTY CLG	1.00	12/15/2025	945,000	92.14	870,737	91.14	861,264	1.7%	(9,473)	4.62	2.52	Taxable Muni		AA	Y	5002057-001
Vectors	483854HU2	KANE COOK & DU PAGE C	0.70	12/15/2025	875,000	91.93	804,429	90.91	795,480	1.6%	(8,949)	4.40	2.54	Taxable Muni		AAA	Y	5002057-001
Vectors	09008RU20	BIRMINGHAM -TXBL-REF	2.00	3/1/2026	400,000	94.01	376,041	93.73	374,912	0.8%	(1,129)	4.37	2.69	Taxable Muni		AA	Y	5002057-001
Vectors	160357XE4	CHARLESTON -TXBL	1.25	3/1/2026	770,000	92.37	711,222	92.05	708,793	1.4%	(2,430)	4.25	2.72	Taxable Muni		AAA	Y	5002057-001
Vectors	396041AE5	GREENVILLE CO SC-A	1.36	4/1/2026	500,000	99.83	499,140	91.60	457,585	0.9%	(41,555)	4.46	2.80	Taxable Muni		A	Y	5002057-001
Vectors	59163PK11	METRO OR-TXBL	3.25	6/1/2026	550,000	139.86	769,217	96.19	529,029	1.1%	(240,189)	4.59	2.84	Taxable Muni		AAA	Y	5002057-001
Vectors	544445ZN2	LOS ANGELES ARPT-F	2.04	5/15/2026	250,000	99.96	249,895	93.40	233,488	0.5%	(16,408)	4.38	2.85	Taxable Muni		AA	Y	5002057-001
Vectors	158855EW2	CHANDLER-REV-REF-TXBL	1.39	7/1/2026	240,000	98.75	237,000	91.51	219,624	0.4%	(17,376)	4.28	3.02	Taxable Muni		AAA	Y	5002057-001
Vectors	68583RDA7	OR CMNTY CLG DT-TXBL	1.15	6/30/2026	90,000	101.06	99,951	90.52	81,472	0.2%	(9,480)	4.38	3.03	Taxable Muni		AA	Y	5002057-001
Vectors	79730CJ11	SAN DIEGO PUB FACS-B	1.90	8/1/2026	595,000	94.45	561,949	93.03	563,499	1.1%	(8,450)	4.22	3.08	Taxable Muni		AA	Y	5002057-001
Vectors	010268CN8	ALABAMA FEDERAL AID	1.27	9/1/2026	500,000	100.18	500,890	91.14	455,700	0.9%	(45,190)	4.13	3.19	Taxable Muni		AAA	Y	5002057-001

Kane County - Portfolio Analysis - 4-30-23

Account	Cusip	Name	Coupon	Maturity	Original Face	Cost Basis	Principal Cost	USB Price - 4/30/2023	USB - Market Value	% Total Market Value	Unrealized Gain/Loss	Yield	Eff. Duration	Sector	Call Date	Average Credit Rating	Fed Taxable	Account #
Vectors	14739HDA6	CASCADE WTR-REF	5.00	1/1/2024	50,000	100.33	50,167	101.24	50,619	0.1%	452	3.13	0.66	Tax Free Muni		AA	N	5002057-001
Vectors	877792ED9	PEKIN CMTY HSD #303	4.00	1/1/2024	155,000	100.52	155,812	100.34	155,533	0.3%	(278)	3.47	0.66	Tax Free Muni		AA	N	5002057-001
Vectors	968648D51	WILL ETC SD #202-A	4.00	1/1/2024	405,000	116.97	473,727	100.48	406,960	0.8%	[66,767]	3.26	0.66	Tax Free Muni		AA	N	5002057-001
Vectors	070372NC7	BATAVIA-REF	3.00	1/1/2024	125,000	100.03	125,037	99.66	124,573	0.2%	(465)	3.51	0.66	Tax Free Muni		AA	N	5002057-001
Vectors	27649EFU8	EASTERN HANCOCK	2.00	1/15/2024	270,000	99.33	268,188	98.53	265,018	0.5%	(2,171)	4.11	0.70	Tax Free Muni		AA	N	5002057-001
Vectors	128534FX7	CALCASIEU SD #34-REF	3.00	1/15/2024	500,000	100.19	500,950	99.78	498,890	1.0%	(2,060)	3.31	0.70	Tax Free Muni		AA	N	5002057-001
Vectors	483782M38	KANE ETC SD #302-REF	5.00	2/1/2024	655,000	101.27	663,909	101.14	662,454	1.3%	(855)	3.46	0.74	Tax Free Muni		AA	N	5002057-001
Vectors	597834G20	MIDLOTHIAN	5.00	2/1/2024	200,000	101.44	202,889	101.35	202,706	0.4%	(183)	3.17	0.74	Tax Free Muni		AA	N	5002057-002
Vectors	519357PD3	LAVACA SCH DT #3-REF	0.75	2/1/2024	155,000	98.25	152,290	97.22	150,689	0.3%	(1,600)	4.52	0.75	Tax Free Muni	5/25/2023	AA	N	5002057-001
Vectors	24405RDA6	DEER MOUNT JUDEA SD	1.00	2/1/2024	100,000	98.33	98,330	97.74	97,736	0.2%	(594)	4.06	0.75	Tax Free Muni	5/25/2023	AA	N	5002057-001
Vectors	729042JK8	PLEASANTVILLE BOE-REF	5.00	2/15/2024	100,000	101.39	101,393	101.19	101,193	0.2%	(200)	3.46	0.78	Tax Free Muni		AA	N	5002057-001
Vectors	235219KG6	DALLAS-REF	5.00	2/15/2024	370,000	101.69	376,243	101.54	375,687	0.8%	(557)	3.03	0.78	Tax Free Muni		A	N	5002057-001
Vectors	265435CR6	DUNELLEN BORO BOE	2.00	2/15/2024	200,000	99.08	198,153	98.25	196,506	0.4%	(1,647)	4.25	0.78	Tax Free Muni		AA	N	5002057-001
Vectors	767142QJ4	RIO HONDO ISD-REF	3.00	2/15/2024	240,000	100.15	240,358	99.60	239,042	0.5%	(1,315)	3.51	0.78	Tax Free Muni		AA	N	5002057-001
Vectors	107889VL8	BRICK TWP NJ	3.00	2/15/2024	310,000	100.30	310,931	99.87	309,594	0.6%	(1,337)	3.16	0.78	Tax Free Muni		AA	N	5002057-001
Vectors	968767MF7	WILL SD #86 REF-A-REF	4.00	3/1/2024	115,000	100.81	115,933	100.45	115,512	0.2%	(421)	3.46	0.82	Tax Free Muni		AA	N	5002057-001
Vectors	18458PAU7	CLEAR LATW WTR AUTH	4.00	3/1/2024	245,000	100.91	247,219	100.55	246,352	0.5%	(867)	3.33	0.82	Tax Free Muni		AA	N	5002057-001
Vectors	951140G22	WEST ALLEGHENY PA SD	4.00	3/1/2024	290,000	101.07	293,095	100.73	292,123	0.6%	(972)	3.11	0.82	Tax Free Muni		AA	N	5002057-001
Vectors	869315C66	SUSSEX VLG -A	2.00	3/1/2024	140,000	99.20	138,885	98.40	137,766	0.3%	(1,120)	3.94	0.82	Tax Free Muni		AA	N	5002057-001
Vectors	179468SC8	CLAIBORNE CO-REF	5.00	4/1/2024	175,000	102.12	178,715	101.66	177,903	0.4%	(812)	3.16	0.90	Tax Free Muni		AA	N	5002057-001
Vectors	974730EA7	WINNECONNE WI CMNTY S	2.50	4/1/2024	100,000	99.85	99,847	99.07	99,067	0.2%	(780)	3.53	0.91	Tax Free Muni		AA	N	5002057-001
Vectors	667196MB2	NORTHVIEW MI PUB SD-I	5.00	5/1/2024	215,000	101.58	218,395	101.67	218,597	0.4%	201	3.30	0.96	Tax Free Muni		AA	N	5002057-001
Vectors	435236IN5	HOLLAND SD-REF	5.00	5/1/2024	250,000	101.71	254,263	101.85	254,628	0.5%	364	3.12	0.96	Tax Free Muni		AA	N	5002057-001
Vectors	491836TY8	KEOKUK-REF	3.00	5/1/2024	200,000	100.24	200,471	99.78	199,550	0.4%	(921)	3.23	0.97	Tax Free Muni		AA	N	5002057-001
Vectors	10733RDE0	BRENTWOOD PA SD	5.00	5/15/2024	180,000	101.70	183,065	101.75	183,148	0.4%	83	3.29	1.00	Tax Free Muni		AA	N	5002057-001
Vectors	546589E65	LOUISVILLE&JEFFERSON A	5.00	5/15/2024	40,000	100.80	40,319	102.01	40,802	0.1%	483	3.04	1.00	Tax Free Muni		AA	N	5002057-001
Vectors	675136AK1	OCEAN TWP NJ MONMOUTH	3.00	11/1/2024	75,000	100.13	75,097	99.75	74,815	0.2%	(282)	3.17	1.04	Tax Free Muni	11/1/2023	AA	N	5002057-001
Vectors	102637TV7	BOWLING GREEN-C-REF	4.00	6/1/2024	50,000	101.17	50,585	100.94	50,471	0.1%	(114)	3.11	1.05	Tax Free Muni		AA	N	5002057-001
Vectors	728704DK0	PLEASANT SD	3.00	6/1/2024	175,000	100.36	175,636	99.89	174,802	0.4%	(834)	3.10	1.06	Tax Free Muni		AA	N	5002057-001
Vectors	794101UE3	SALEM CO -A-B-C	4.00	6/15/2024	440,000	101.14	445,028	100.85	443,718	0.9%	(1,310)	3.23	1.09	Tax Free Muni		AA	N	5002057-001
Vectors	586354BW1	MENANOS UN FSD	2.00	6/15/2024	575,000	99.97	569,098	97.80	562,339	1.1%	(6,760)	4.01	1.10	Tax Free Muni		AA	N	5002057-001
Vectors	109409GE6	BRIGHTON CSD	2.13	6/15/2024	100,000	99.43	99,434	98.37	98,374	0.2%	(1,060)	3.60	1.10	Tax Free Muni		AA	N	5002057-001
Vectors	192162VF9	COFFEE CO-B	5.00	7/1/2024	330,000	102.29	337,564	102.17	337,174	0.7%	(390)	3.10	1.12	Tax Free Muni		AA	N	5002057-001
Vectors	079581EF7	BELLMAR BORO	0.50	7/15/2024	410,000	95.81	392,807	94.94	389,266	0.8%	(3,541)	4.84	1.18	Tax Free Muni		AA	N	5002057-001
Vectors	291065GW4	EMERSON	1.00	8/15/2024	320,000	97.05	310,548	95.75	306,410	0.6%	(4,138)	4.40	1.26	Tax Free Muni		AA	N	5002057-001
Vectors	708612BC9	PENNSVILLE BOE	2.50	9/1/2024	100,000	98.81	98,811	97.73	97,726	0.2%	(1,085)	4.26	1.30	Tax Free Muni		AA	N	5002057-001
Vectors	551341CM0	LYNDHURST TWP BOE-REF	1.00	9/1/2024	255,000	96.73	246,660	95.49	243,492	0.5%	(3,168)	4.50	1.31	Tax Free Muni		AA	N	5002057-001
Vectors	821157AD6	SHEFFIELD-REF-REV	4.00	10/1/2024	330,000	101.76	335,794	101.09	333,587	0.7%	(2,207)	3.21	1.38	Tax Free Muni		A	N	5002057-001
Vectors	379874HQ6	GLOVERSVILLE CITY SD	2.00	10/15/2024	835,000	98.36	821,340	97.34	812,789	1.6%	(8,551)	3.89	1.42	Tax Free Muni		AA	N	5002057-001
Vectors	729592DZ5	PLYMOUTH SCH BLDG	5.00	1/15/2025	50,000	103.53	51,763	103.23	51,614	0.1%	(150)	3.05	1.62	Tax Free Muni		AA	N	5002057-001
Vectors	46263RMU6	IPS MULTI SCH-REF	4.00	1/15/2025	75,000	101.79	76,339	101.27	75,949	0.2%	(390)	3.23	1.63	Tax Free Muni		AA	N	5002057-001
Vectors	89556GEZ4	TRI-CREEK SCH BLDG-A	4.00	1/15/2025	100,000	102.22	102,216	101.75	101,747	0.2%	(469)	2.95	1.64	Tax Free Muni		AA	N	5002057-001
Vectors	519357PE1	LAVACA SCH DT #3-REF	0.75	2/1/2025	150,000	98.20	147,294	94.43	141,644	0.3%	(5,651)	4.06	1.72	Tax Free Muni	5/25/2023	AA	N	5002057-001
Total			2.49		51,390,000		51,919,306		49,762,658	100%	(2,156,648)	4.39	1.42					

Kane County - Portfolio Analysis - 4-30-23

Account	Cusip	Name	Coupon	Maturity	Original Face	Cost Basis	Principal Cost	USB Price - 4/30/2023	USB - Market Value	% Total Market Value	Unrealized Gain/Loss	Yield	Eff. Duration	Sector	Call Date	Average Credit Rating	Fed Taxable	Account #
PFMAM	3130ASKF5	FEDERAL HOME LOAN BANK	3.00	6/30/2023	2,500,000	100.00	2,500,000	99.59	2,489,850	4.5%	(10,150)	5.33	0.17	Agency		AAA	Y	19-PF2230
PFMAM	3130ASD46	FEDERAL HOME LOAN BANK	2.37	7/5/2023	25,000	99.40	24,850	99.53	24,883	0.0%	33	4.93	0.18	Agency	6/5/2023	AAA	Y	19-PF2230
PFMAM	3133ELJ2	FEDERAL FARM CREDIT BANK	0.32	8/10/2023	1,000,000	100.00	1,000,000	98.62	986,210	1.8%	(13,790)	5.26	0.28	Agency	5/1/2023	AAA	Y	19-PF2230
PFMAM	3135G05R0	FANNIE MAE	0.30	8/10/2023	1,050,000	100.00	1,049,959	98.62	1,095,468	1.9%	(14,491)	5.25	0.28	Agency	5/10/2023	AAA	Y	19-PF2230
PFMAM	3133EMFB3	FEDERAL FARM CREDIT BANK	0.29	11/2/2023	30,000	100.00	30,000	97.57	29,271	0.1%	(729)	5.17	0.50	Agency	5/1/2023	AAA	Y	19-PF2230
PFMAM	3133EMHL9	FEDERAL FARM CREDIT BANK	0.31	11/30/2023	235,000	100.00	235,000	97.24	228,523	0.4%	(6,477)	5.12	0.58	Agency	5/1/2023	AAA	Y	19-PF2230
PFMAM	3130AKK21	FEDERAL HOME LOAN BANK	0.25	12/8/2023	600,000	100.22	601,302	97.20	583,182	1.1%	(18,120)	4.96	0.60	Agency		AAA	Y	19-PF2230
PFMAM	3130ATNX1	FEDERAL HOME LOAN BANK	5.00	4/26/2024	2,500,000	100.00	2,500,000	99.52	2,487,975	4.5%	(12,025)	5.50	0.69	Agency	7/26/2023	AAA	Y	19-PF2230
PFMAM	3130ARYU9	FEDERAL HOME LOAN BANK	3.00	2/23/2024	1,600,000	98.39	1,574,240	98.24	1,571,872	2.8%	(2,368)	5.21	0.79	Agency	5/23/2023	AAA	Y	19-PF2230
PFMAM	3130ASKC2	FEDERAL HOME LOAN BANK	3.45	3/28/2024	2,000,000	100.00	2,000,000	98.47	1,969,340	3.5%	(30,660)	5.18	0.87	Agency	6/28/2023	AAA	Y	19-PF2230
PFMAM	3130ARFB2	FEDERAL HOME LOAN BANK	2.55	3/28/2024	600,000	100.00	600,000	97.94	587,652	1.1%	(12,348)	4.87	0.89	Agency		AAA	Y	19-PF2230
PFMAM	3133EMVD1	FEDERAL FARM CREDIT BANK	0.33	4/5/2024	500,000	95.71	478,565	95.64	478,210	0.9%	(355)	5.16	0.91	Agency	5/1/2023	AAA	Y	19-PF2230
PFMAM	3133EMAB8	FEDERAL FARM CREDIT BANK	0.39	6/17/2024	675,000	99.99	674,948	94.91	640,622	1.2%	(34,325)	5.06	1.11	Agency	5/1/2023	AAA	Y	19-PF2230
PFMAM	3130ASQJ2	FEDERAL HOME LOAN BANK	3.55	7/26/2024	2,000,000	100.00	2,000,000	98.27	1,965,480	3.5%	(34,520)	4.99	1.18	Agency	7/26/2023	AAA	Y	19-PF2230
PFMAM	3133ELJ40	FEDERAL FARM CREDIT BANK	0.47	8/19/2024	1,985,000	100.00	1,985,000	94.46	1,875,091	3.4%	(109,909)	4.89	1.27	Agency	5/1/2023	AAA	Y	19-PF2230
PFMAM	3133ELG1V	FEDERAL FARM CREDIT BANK	0.43	9/10/2024	1,000,000	96.36	968,595	94.23	942,250	1.7%	(26,345)	4.85	1.33	Agency	5/1/2023	AAA	Y	19-PF2230
PFMAM	3133EMBD3	FEDERAL FARM CREDIT BANK	0.36	9/24/2024	35,000	100.00	35,000	94.01	32,902	0.1%	(2,098)	4.82	1.37	Agency	5/1/2023	AAA	Y	19-PF2230
PFMAM	3133EMFP2	FEDERAL FARM CREDIT BANK	0.44	11/4/2024	2,340,000	98.14	2,296,518	93.79	2,194,686	4.0%	(101,832)	4.73	1.48	Agency	5/1/2023	AAA	Y	19-PF2230
PFMAM	3133EMSC7	FEDERAL FARM CREDIT BANK	0.48	3/3/2025	1,270,000	99.61	1,265,107	92.88	1,179,576	2.1%	(85,531)	4.54	1.79	Agency	5/1/2023	AAA	Y	19-PF2230
PFMAM	3133ELC28	FEDERAL FARM CREDIT BANK	0.73	5/27/2025	355,000	99.01	330,182	92.80	329,451	0.6%	(731)	4.39	2.01	Agency	5/1/2023	AAA	Y	19-PF2230
PFMAM	3133ELK37	FEDERAL FARM CREDIT BANK	0.78	6/16/2025	260,000	100.00	260,000	92.87	241,462	0.4%	(18,538)	4.31	2.05	Agency	5/1/2023	AAA	Y	19-PF2230
PFMAM	3134GWN4D	FREDDIE MAC	0.60	8/11/2025	1,000,000	100.00	1,000,000	92.13	921,280	1.7%	(78,720)	4.24	2.22	Agency	5/12/2023	AAA	Y	19-PF2230
PFMAM	3134GKFA7	FREDDIE MAC	0.65	11/26/2025	1,000,000	99.70	996,950	91.56	915,600	1.6%	(81,350)	4.14	2.49	Agency	5/26/2023	AAA	Y	19-PF2230
PFMAM	3135G06Q1	FANNIE MAE	0.64	12/30/2025	1,900,000	100.13	1,902,403	91.14	1,731,603	3.1%	(170,800)	4.18	2.58	Agency	6/30/2023	AAA	Y	19-PF2230
PFMAM	3130AKRN5	FEDERAL HOME LOAN BANK	0.55	1/20/2026	200,000	100.00	200,000	90.69	181,384	0.3%	(18,616)	4.20	2.64	Agency	7/20/2023	AAA	Y	19-PF2230
PFMAM	3130AKXQ4	FEDERAL HOME LOAN BANK	0.60	2/12/2026	1,000,000	100.00	1,000,000	90.59	905,900	1.6%	(94,100)	4.21	2.70	Agency	5/12/2023	AAA	Y	19-PF2230
PFMAM	3133EMUK6	FEDERAL FARM CREDIT BANK	1.05	3/25/2026	1,200,000	91.57	1,098,888	91.48	1,097,772	2.0%	(1,116)	4.19	2.79	Agency	5/1/2023	AAA	Y	19-PF2230
PFMAM	3133EMJT7	FEDERAL FARM CREDIT BANK	0.87	9/1/2026	1,250,000	90.07	1,125,838	89.87	1,123,313	2.0%	(2,525)	4.15	3.21	Agency	5/1/2023	AAA	Y	19-PF2230
PFMAM	3133ENBK5	FEDERAL FARM CREDIT BANK	1.14	10/20/2026	500,000	90.60	453,010	90.39	451,955	0.8%	(1,055)	4.13	3.32	Agency	5/1/2023	AAA	Y	19-PF2230
PFMAM	3133ENLZ1	FEDERAL FARM CREDIT BANK	1.78	1/26/2027	1,200,000	92.27	1,107,216	92.11	1,105,320	2.0%	(1,896)	4.07	3.40	Agency	5/1/2023	AAA	Y	19-PF2230
PFMAM	944233LM5	WAYLAND UN SD-B-REF	2.40	5/1/2023	250,000	101.86	250,648	100.00	250,000	0.5%	(648)	2.37	0.01	Taxable Muni		AA	Y	19-PF2230
PFMAM	88213AEOJ	TX A&M UNIV-A-REF	2.40	5/15/2023	650,000	101.86	662,110	99.90	649,344	1.2%	(12,766)	4.49	0.05	Taxable Muni		AAA	Y	19-PF2230
PFMAM	052430QR9	AUSTIN ISD-REF-TXBL	4.00	8/1/2023	750,000	99.87	749,040	99.78	748,328	1.3%	(713)	4.83	0.25	Taxable Muni		AAA	Y	19-PF2230
PFMAM	20772JHJ8	CONNECTICUT-A-TXBL	2.15	8/15/2023	725,000	100.31	727,229	99.15	718,801	1.3%	(6,428)	5.05	0.29	Taxable Muni		AA	Y	19-PF2230
PFMAM	6496QE3F3	NEW YORK-B-2	1.74	10/1/2023	1,000,000	100.25	1,002,503	98.65	986,480	1.8%	(16,023)	4.98	0.42	Taxable Muni		AA	Y	19-PF2230
PFMAM	882723A74	TEXAS ST-C-REF-TXBL	2.53	10/1/2023	655,000	100.96	661,266	98.98	648,339	1.2%	(12,927)	4.97	0.42	Taxable Muni		AAA	Y	19-PF2230
PFMAM	871089GXD	SWITZERLAND OF OHIO	2.11	12/1/2023	330,000	98.28	324,326	98.30	324,400	0.6%	74	5.05	0.57	Taxable Muni		AA	Y	19-PF2230
PFMAM	465468D68	ITASCA ISD #318-A-REF	2.65	2/1/2024	500,000	105.11	525,545	98.22	491,075	0.9%	(34,470)	5.07	0.74	Taxable Muni		AAA	Y	19-PF2230
PFMAM	485063Z52	KATY TX INDEP SCH DIS	2.02	2/15/2024	470,000	98.17	461,412	97.81	459,721	0.8%	(1,691)	4.84	0.78	Taxable Muni		AAA	Y	19-PF2230
PFMAM	20772KGN3	CONNECTICUT ST-A-TXBL	3.04	4/15/2024	500,000	138.17	690,852	98.33	491,645	0.9%	(199,207)	4.84	0.94	Taxable Muni		AAA	Y	19-PF2230
PFMAM	880541OU4	TENNESSEE ST-C-TXBL	3.73	8/1/2024	475,000	100.25	476,188	98.77	469,148	0.8%	(7,040)	4.74	1.20	Taxable Muni		AAA	Y	19-PF2230
PFMAM	64956MEF2	NEW YORK	2.11	8/1/2024	1,000,000	101.80	1,018,043	96.74	967,360	1.7%	(50,683)	4.81	1.22	Taxable Muni		AA	Y	19-PF2230
PFMAM	5978516S8	MIDLOTHIAN TX INDEP S	5.00	2/15/2025	750,000	100.69	755,169	100.60	754,485	1.4%	(684)	4.65	1.69	Taxable Muni		AAA	Y	19-PF2230
PFMAM	649791PQ7	NEW YORK ST	2.12	2/15/2025	500,000	96.03	480,135	95.58	477,890	0.9%	(2,245)	4.71	1.73	Taxable Muni		AA	Y	19-PF2230
PFMAM	882806HG0	TEXAS ST TECH UNIV RE	0.94	2/15/2025	500,000	94.31	471,561	93.77	468,830	0.8%	(2,731)	4.59	1.74	Taxable Muni		AA	Y	19-PF2230
PFMAM	4423315U4	HOUSTON TX-B-TXBL-REF	2.11	3/1/2025	1,415,000	102.40	1,448,936	95.49	1,351,127	2.4%	(97,809)	4.70	1.76	Taxable Muni		AA	Y	19-PF2230
PFMAM	649791LU2	NEW YORK ST-TXBL-B	2.80	3/15/2025	220,000	96.90	213,190	96.65	212,626	0.4%	(564)	4.68	1.79	Taxable Muni		AA	Y	19-PF2230
PFMAM	649791RA0	NY ST-B-TXBL GR0UP 1	0.91	3/15/2025	1,000,000	93.65	936,548	93.31	933,050	1.7%	(3,498)	4.67	1.82	Taxable Muni		AA	Y	19-PF2230
PFMAM	914455UC2	UNIV OF MICHIGAN MI	1.00	4/1/2025	750,000	100.63	754,707	93.55	702,633	1.3%	(53,074)	4.54	1.86	Taxable Muni	10/1/2024	AAA	Y	19-PF2230
PFMAM	127145LPS	CACHE CO-REF	3.00	6/15/2025	500,000	97.31	485,564	96.81	484,065	0.9%	(2,499)	4.59	2.00	Taxable Muni		AAA	Y	19-PF2230
PFMAM	341271AD6	FLORIDA ST BRD OF ADM	1.26	7/1/2025	3,715,000	99.40	3,692,538	93.07	3,457,402	6.2%	(235,136)	4.65	2.09	Taxable Muni		AA	Y	19-PF2230
PFMAM	6496QC84	NEW YORK-A-2	2.28	8/1/2025	1,000,000	102.75	1,027,507	95.46	954,610	1.7%	(72,897)	4.41	2.15	Taxable Muni		AA	Y	19-PF2230
PFMAM	20772J3K6	CONNECTICUT-A-TXBL	2.52	8/15/2025	2,315,000	99.42	2,301,596	96.13	2,225,479	4.0%	(76,117)	4.30	2.18	Taxable Muni		AA	Y	19-PF2230
PFMAM	64966QVV8	NEW YORK -A-2-TXBL	0.84	8/1/2025	735,000	99.02	683,660	92.41	679,243	1.2%	(4,417)	4.41	2.18	Taxable Muni		AA	Y	19-PF2230
PFMAM	419792YQ3	HAWAII ST-FZ	0.67	8/1/2025	485,000	92.52	457,987	92.16	456,167	0.8%	(1,820)	4.36	2.19	Taxable Muni		AA	Y	19-PF2230
PFMAM	544351KU2	LOS ANGELES A-REF-TXB	3.05	9/1/2025	500,000	97.35	486,752	96.71	483,550	0.9%	(3,202)							

STATE OF ILLINOIS)

SS.

COUNTY OF KANE)

FINANCE REPORT NO. TMP-23-736

MONTHLY FINANCE REPORTS

To: Finance Committee

From: Erica Waggoner, Director of Fiscal Services/Interim Executive Finance Director

Date: May 24th, 2023

Re: Monthly Report

Finance and Budget Reports for FY23

Total County Budget, Finance Committee P-Card & Accounts Payable reports are included in the agenda packet for April 2023.

General Explanation for Normal Revenue Variances

The significantly higher than expected **revenue variances** seen in some departments are the result of internal transfers that occur at the start of the year. Examples of such transfers include \$2,673,992 of Grand Victoria Elgin Casino internal grants, a \$1,000,000 budgeted transfer from the General Fund for capital projects, \$921,257 of subscription fees from County Departments for KaneComm, \$754,855 of annual or quarterly support service fees collected by IT from County Departments, and various transfers of pledged revenue for debt service. Several special revenue funds are showing zero revenues at this point in time due to the fact that off-balance-sheet bank account transactions will not be posted until year end.

General Explanation for Normal Expenditure Variances

The significantly higher than expected **expenditure variances** seen in some departments are the result of 1) encumbrances for expenses that will occur later in the year or in future years (as in Transportation), 2) transfers out for the purposes mentioned above, 3) timing of some payments that are made at the beginning of the year (debt service principal payments, insurance premiums, maintenance contracts, etc...), and 4) timing of purchases related to large capital projects. Several special revenue funds are showing zero expenses due to off-balance-sheet bank account transactions not posted until year end.

General Fund Departments and Offices have been notified if they are trending higher than the benchmark percentages for March 2023 expenditures and asked to monitor budget usage in these areas.

Fiscal Year 2022 Year-End Timeline

- Finance continues to prepare year-end audit schedules, and is working towards closing out FY22 Audit deliverables.
- Audited financial statements (ACFR) will not be available until all audit work is completed. An extension through June 30th has been granted.

FY24 Budget

- Ralph Sarbaugh has been contracted to assist the Finance Department and is currently working on the FY24 budget process and implementation. A Budget Policy Resolution and Vacancy Resolution have been submitted to the Special Finance Committee on May 18th for consideration. The FY24 Budget Kick-Off has been moved to Friday, June 2nd.

General Fund Projected Contingency Balance

- **\$784,688** of the General Fund Contingency for FY23 remains available for general need
- **\$ 50,000** of the General Fund Contingency for FY23 remains reserved for Adult Prisoner Room & Board

Available Operational Reserve Balances

- Property Tax Freeze Protection Fund: **\$ 5,112,731** (Cash Balance)
- COVID Payroll Reimbursement Reserve: **\$5,347,157** (Cash balance)
- Emergency Reserve: **\$5,295,832** (Cash balance)

Shared and Direct State Tax Revenue Update for General Fund

The following table compares the current YTD shared and direct state tax revenues collected through April 18th to the previous year’s YTD revenue collections and to the YTD budgets. Overall, we are **\$701,213 ahead** of budget, and **\$471,343 behind** YTD last year.

	Prior Year YTD	Change from Prior Year	Current Year	Variance from Budget	Budget
Sales Tax	\$ 7,267,544	\$ 454,547	\$ 7,722,091	\$ (511,242)	\$ 8,233,333
Local Use Tax	\$ 851,786	\$ 28,535	\$ 880,320	\$ 67,653	\$ 812,667
RTA Sales Tax	\$ 762,564	\$ 21,759	\$ 784,323	\$ (43,677)	\$ 828,000
State Income Tax	\$ 5,174,845	\$ (548,402)	\$ 4,626,443	\$ 263,943	\$ 4,362,500
Personal Property Replacement Tax	\$ 3,328,985	\$ (427,782)	\$ 2,901,203	\$ 924,536	\$ 1,976,667
Total	\$ 17,385,724	\$ (471,343)	\$ 16,914,380	\$ 701,213	\$ 16,213,167

The Illinois Department of Revenue has indicated that there will be a 5% reallocation of fund distribution in fiscal year 2024 that will result in an increase to local government distribution fund allocations and a decrease in personal property replacement tax allocations. Estimates for fiscal year 2024 are anticipated to be available in August.

Purchasing Report

Purchasing Staff began working on Solicitations for the following products and services in April:

- 23-008: Home Monitoring System
- 23-010: Delinquent Tax Notices
- 23-020: Refuse Removal
- 23-022: KCHD Health Assessment
- 23-023: Roofing Engineering Services
- 23-027: Executive Director Recruitment Services
- 23-028: General Construction
- 23-029: Detention Door Services

Currently, four (4) Bids, three (3) Requests for Proposals, and three (3) Requests for Qualifications are at various stages in the procurement process.

Solicitation Savings:	\$122,618.22
Quotation Savings:	\$ 1,878.00
Auction Proceeds received	\$ 2,555.00
The FYTD Cost Savings Total:	\$220,943.09

Monthly Statistics for April 2023:

Quotations Solicited	2	FOIA Requests	0
Purchase Orders Issued	168	Contractor Disclosures Reviewed	8
Insurance Certificates Reviewed	42	Familial Relationship	8
Contracts Renewed	8	Contracts Prepared	8

Kane County Revenue Report - Summary
Through November 30, 2022 (100.0% YTD) DRAFT

	Current Month Transactions	Total Amended Budget	Total Amended Budget excluding Cash on Hand	YTD Actual Transactions	Total % Received
000 General Government Revenue	\$ 8,025,444	\$ 95,672,785	\$ 84,124,388	\$ 90,167,452	107.18%
001 General Fund	\$ 8,192,684	\$ 88,842,017	\$ 78,117,017	\$ 83,412,413	106.78%
010 Insurance Liability	\$ (169,120)	\$ 6,137,731	\$ 6,007,371	\$ 5,997,355	99.83%
354 Mass Vaccination Fund	\$ 1,880	\$ 693,037	\$ -	\$ 757,685	N/A
010 County Board	\$ (292,575)	\$ 9,297,561	\$ 5,461,296	\$ 5,910,829	108.23%
001 General Fund	\$ 75	\$ 66,250	\$ 66,250	\$ 77,788	117.42%
120 Grand Victoria Casino Elgin	\$ (206,097)	\$ 2,948,689	\$ 1,970,345	\$ 5,267,439	267.34%
430 Farmland Preservation	\$ (86,553)	\$ 6,219,969	\$ 3,362,048	\$ 502,952	14.96%
491 Tax Sale Purchase	\$ -	\$ 62,653	\$ 62,653	\$ 62,651	100.00%
060 Information Technologies	\$ 187,348	\$ 3,363,956	\$ 3,064,865	\$ 2,640,902	86.17%
001 General Fund	\$ 155,018	\$ 1,130,533	\$ 1,130,533	\$ 1,151,772	101.88%
101 Geographic Information Systems	\$ 39,379	\$ 1,863,491	\$ 1,630,500	\$ 1,190,471	73.01%
385 IL Counties Information Mgmt	\$ (73)	\$ 4,001	\$ 4,001	\$ 4,341	108.49%
390 Web Technical Services	\$ (6,975)	\$ 365,931	\$ 299,831	\$ 294,318	98.16%
080 Building Management	\$ -	\$ 50,659	\$ 50,659	\$ 39,923	78.81%
001 General Fund	\$ -	\$ 50,659	\$ 50,659	\$ 39,923	78.81%
120 Human Resource Management	\$ (477)	\$ 1,084	\$ 984	\$ 320	32.51%
246 Employee Events Fund	\$ (477)	\$ 1,084	\$ 984	\$ 320	32.51%
150 Treasurer/Collector	\$ 1,885,757	\$ 1,841,225	\$ 1,694,515	\$ 1,898,894	112.06%
001 General Fund	\$ 1,740,387	\$ 1,596,515	\$ 1,596,515	\$ 1,740,387	109.01%
150 Tax Sale Automation	\$ 61,894	\$ 148,195	\$ 77,000	\$ 68,919	89.51%
268 Sale & Error	\$ 83,476	\$ 96,515	\$ 21,000	\$ 89,588	426.61%
170 Supervisor of Assessments	\$ 11,531	\$ 91,653	\$ 91,653	\$ 89,850	98.03%
001 General Fund	\$ 11,531	\$ 91,653	\$ 91,653	\$ 89,850	98.03%

Kane County Revenue Report - Summary
Through November 30, 2022 (100.0% YTD) DRAFT

	Current Month Transactions	Total Amended Budget	Total Amended Budget excluding Cash on Hand	YTD Actual Transactions	Total % Received
190 County Clerk	\$ 117,843	\$ 2,456,452	\$ 1,460,831	\$ 1,588,604	108.75%
001 General Fund	\$ 128,870	\$ 1,285,831	\$ 1,285,831	\$ 1,401,726	109.01%
160 Vital Records Automation	\$ 8,676	\$ 320,621	\$ 174,900	\$ 192,095	109.83%
161 Election Equipment Fund	\$ (19,704)	\$ 850,000	\$ 100	\$ (5,218)	(5,217.73%)
210 Recorder	\$ 301,136	\$ 5,118,542	\$ 4,602,560	\$ 4,754,672	103.30%
001 General Fund	\$ 288,178	\$ 3,633,550	\$ 3,633,550	\$ 4,039,651	111.18%
170 Recorder's Automation	\$ 12,957	\$ 1,484,992	\$ 969,010	\$ 715,021	73.79%
240 Judiciary and Courts	\$ 151,362	\$ 946,952	\$ 946,952	\$ 1,276,289	134.78%
001 General Fund	\$ 138,604	\$ 727,657	\$ 727,657	\$ 955,012	131.24%
195 Children's Waiting Room	\$ 14,981	\$ 137,755	\$ 137,755	\$ 259,153	188.13%
196 D.U.I.	\$ (3,936)	\$ 12,580	\$ 12,580	\$ 5,194	41.28%
197 Foreclosure Mediation Fund	\$ 905	\$ 58,590	\$ 58,590	\$ 46,609	79.55%
492 Marriage Fees	\$ 808	\$ 10,370	\$ 10,370	\$ 10,321	99.53%
250 Circuit Clerk	\$ 423,490	\$ 8,875,152	\$ 8,193,528	\$ 5,875,756	71.71%
001 General Fund	\$ 300,846	\$ 5,058,000	\$ 5,058,000	\$ 3,699,797	73.15%
200 Court Automation	\$ 46,662	\$ 1,290,154	\$ 1,115,000	\$ 764,272	68.54%
201 Court Document Storage	\$ 58,126	\$ 1,311,614	\$ 1,102,000	\$ 745,678	67.67%
202 Child Support	\$ 2,213	\$ 291,012	\$ 139,028	\$ 94,412	67.91%
203 Circuit Clerk Admin Services	\$ 2,190	\$ 513,135	\$ 482,000	\$ 330,721	68.61%
204 Circuit Clk Electronic Citation	\$ 12,694	\$ 335,737	\$ 222,000	\$ 176,415	79.47%
205 Circuit Ct Clerk Op and Admin	\$ 760	\$ 75,500	\$ 75,500	\$ 64,461	85.38%
300 State's Attorney	\$ 487,762	\$ 5,779,059	\$ 4,733,442	\$ 4,556,199	96.26%
001 General Fund	\$ 152,495	\$ 1,587,900	\$ 1,587,900	\$ 1,673,042	105.36%
220 Title IV-D	\$ 181,278	\$ 894,540	\$ 857,573	\$ 840,799	98.04%
221 Drug Prosecution	\$ 27,138	\$ 461,696	\$ 409,263	\$ 374,395	91.48%
222 Victim Coordinator Services	\$ 27,500	\$ 186,328	\$ 179,820	\$ 190,934	106.18%
223 Domestic Violence	\$ (1,194)	\$ 336,813	\$ 147,810	\$ 148,337	100.36%
225 Auto Theft Task Force	\$ (912)	\$ 339	\$ 339	\$ (500)	(147.63%)
226 Weed and Seed	\$ -	\$ 129	\$ 129	\$ -	0.00%
230 Child Advocacy Center	\$ 116,354	\$ 1,747,782	\$ 1,087,150	\$ 1,270,186	116.84%
231 Equitable Sharing Program	\$ (984)	\$ 55,000	\$ 55,000	\$ (540)	(0.98%)
232 State's Atty Records Automation	\$ (788)	\$ 110,522	\$ 100,448	\$ 19,024	18.94%
233 Bad Check Restitution	\$ (1,084)	\$ 25,000	\$ 25,000	\$ (595)	(2.38%)
234 Drug Asset Forfeiture	\$ (3,371)	\$ 85,000	\$ 85,000	\$ 33,103	38.94%
235 State's Attorney Employee Events	\$ (37)	\$ 10	\$ 10	\$ (20)	(202.80%)
236 Child Advocacy Advisory Board	\$ (674)	\$ 26,000	\$ 26,000	\$ (370)	(1.42%)
237 Money Laundering - State's Atty	\$ (5,843)	\$ 175,000	\$ 85,000	\$ 5,992	7.05%
490 Kane County Law Enforcement	\$ (2,118)	\$ 87,000	\$ 87,000	\$ 2,414	2.77%
360 Public Defender	\$ 19,208	\$ 138,061	\$ 138,061	\$ 148,298	107.41%
001 General Fund	\$ 18,873	\$ 137,061	\$ 137,061	\$ 138,528	101.07%
244 Public Defender Rec Automation	\$ 335	\$ 1,000	\$ 1,000	\$ 9,770	977.04%
370 Law Library	\$ 18,440	\$ 331,909	\$ 313,209	\$ 281,451	89.86%
250 Law Library	\$ 18,440	\$ 331,909	\$ 313,209	\$ 281,451	89.86%

Kane County Revenue Report - Summary
Through November 30, 2022 (100.0% YTD) DRAFT

	Current Month Transactions	Total Amended Budget	Total Amended Budget excluding Cash on Hand	YTD Actual Transactions	Total % Received
380 Sheriff	\$ 1,553,158	\$ 8,511,543	\$ 7,945,298	\$ 7,656,979	96.37%
001 General Fund	\$ 913,062	\$ 4,668,592	\$ 4,668,592	\$ 4,139,754	88.67%
128 Sheriff's Vehicle & Equipment	\$ 467,495	\$ 1,821,426	\$ 1,821,426	\$ 1,791,409	98.35%
247 EMA Volunteer Fund	\$ 10,419	\$ 7,250	\$ 3,125	\$ 15,323	490.33%
248 KC Emergency Planning	\$ (630)	\$ 2,000	\$ 2,000	\$ (346)	(17.30%)
249 Bomb Squad SWAT	\$ -	\$ 31,592	\$ 31,592	\$ 31,591	100.00%
251 Canteen Commission	\$ 50,553	\$ 435,827	\$ 435,827	\$ 461,971	106.00%
252 Sheriff DEF Federal - DOJ	\$ 30,158	\$ 45,000	\$ 45,000	\$ 30,161	67.02%
253 County Sheriff DEF Local	\$ 568	\$ 473,300	\$ 473,300	\$ 473,290	100.00%
254 FATS	\$ -	\$ 3,800	\$ 3,800	\$ 3,894	102.46%
255 K-9 Unit	\$ 4,500	\$ 49,300	\$ 49,300	\$ 61,164	124.06%
256 Vehicle Maintenance/Purchase	\$ 128	\$ 6,000	\$ 6,000	\$ 5,502	91.70%
257 Sheriff DUI Fund	\$ 5,512	\$ 62,725	\$ 32,705	\$ 32,704	100.00%
258 Sheriffs Office Money Laundering	\$ -	\$ 5,000	\$ 5,000	\$ 38,580	771.60%
259 Transportation Safety Highway HB	\$ (92)	\$ 10,000	\$ 10,000	\$ (51)	(0.51%)
262 AJF Medical Cost	\$ 1,479	\$ 25,040	\$ 25,040	\$ 32,527	129.90%
263 Sheriff Civil Operations	\$ 11,276	\$ 73,500	\$ 73,500	\$ 141,603	192.66%
264 Cannabis Regulation - Local	\$ 14,057	\$ 79,690	\$ 65,090	\$ 98,261	150.96%
265 Sheriff DEF Federal - Treasury	\$ 43,186	\$ 260,000	\$ -	\$ 286,281	N/A
351 Kane Kares	\$ -	\$ 180,501	\$ 180,501	\$ -	0.00%
702 Sheriff's Detail Escrow	\$ 1,488	\$ 271,000	\$ 13,500	\$ 13,361	98.97%
425 Kane Comm	\$ 193,442	\$ 2,423,804	\$ 2,299,600	\$ 2,601,074	113.11%
269 Kane Comm	\$ 193,442	\$ 2,423,804	\$ 2,299,600	\$ 2,601,074	113.11%
430 Court Services	\$ 1,164,226	\$ 9,180,818	\$ 8,609,718	\$ 8,610,098	100.00%
001 General Fund	\$ 1,141,657	\$ 6,785,501	\$ 6,785,501	\$ 7,314,443	107.80%
270 Probation Services	\$ 54,601	\$ 1,682,100	\$ 1,111,000	\$ 827,911	74.52%
271 Substance Abuse Screening	\$ (11,545)	\$ 80,000	\$ 80,000	\$ 9,279	11.60%
273 Drug Court Special Resources	\$ (19,903)	\$ 622,517	\$ 622,517	\$ 437,726	70.32%
276 Probation Victim Services	\$ (293)	\$ 10,000	\$ 10,000	\$ 12,433	124.33%
277 Victim Impact Panel	\$ (162)	\$ -	\$ -	\$ 7,555	N/A
278 Juvenile Justice Donation Fund	\$ (129)	\$ 700	\$ 700	\$ 748	106.84%
759 Court Svcs Employee Education	\$ 0	\$ -	\$ -	\$ 2	N/A

Kane County Revenue Report - Summary
Through November 30, 2022 (100.0% YTD) DRAFT

	Current Month Transactions	Total Amended Budget	Total Amended Budget excluding Cash on Hand	YTD Actual Transactions	Total % Received
490 Coroner	\$ 5,312	\$ 170,027	\$ 146,989	\$ 187,198	127.35%
289 Coroner Administration	\$ 5,411	\$ 170,027	\$ 146,989	\$ 187,255	127.39%
701 Elder Fatality Review Team	\$ (99)	\$ -	\$ -	\$ (57)	N/A
500 Animal Control	\$ 46,902	\$ 1,021,387	\$ 1,000,452	\$ 1,023,740	102.33%
290 Animal Control	\$ 46,902	\$ 1,021,387	\$ 1,000,452	\$ 1,023,740	102.33%
520 Transportation	\$ 10,414,604	\$ 105,552,591	\$ 55,397,989	\$ 58,447,348	105.50%
300 County Highway	\$ 40,791	\$ 9,342,233	\$ 6,449,159	\$ 6,253,770	96.97%
301 County Bridge	\$ (5,908)	\$ 445,000	\$ 359,295	\$ 350,225	97.48%
302 Motor Fuel Tax	\$ 3,367,502	\$ 30,911,128	\$ 17,943,071	\$ 18,498,850	103.10%
303 County Highway Matching	\$ (8,189)	\$ 88,248	\$ 72,025	\$ 61,905	85.95%
304 Motor Fuel Local Option	\$ 2,220,015	\$ 14,188,500	\$ 10,010,000	\$ 9,198,670	91.89%
305 Transportation Sales Tax	\$ 4,288,803	\$ 38,998,325	\$ 18,603,715	\$ 20,019,370	107.61%
515 Longmeadow Bond Construction	\$ 925	\$ 636,842	\$ -	\$ 4,635	N/A
540 Transportation Capital	\$ (639)	\$ 897,612	\$ 4,000	\$ 120,250	3,006.25%
550 Aurora Area Impact Fees	\$ (15,861)	\$ 712,000	\$ -	\$ (5,598)	N/A
551 Campton Hills Impact Fees	\$ (867)	\$ 43,500	\$ -	\$ 7,351	N/A
552 Greater Elgin Impact Fees	\$ (10,529)	\$ 579,194	\$ -	\$ (5,433)	N/A
553 Northwest Impact Fees	\$ (8,122)	\$ 369,500	\$ -	\$ (3,786)	N/A
554 Southwest Impact Fees	\$ 295	\$ 176,431	\$ -	\$ 1,239	N/A
555 Tri-Cities Impact Fees	\$ 82	\$ 81,493	\$ -	\$ 11,638	N/A
556 Upper Fox Impact Fees	\$ (7,872)	\$ 408,000	\$ -	\$ (1,342)	N/A
557 West Central Impact Fees	\$ (849)	\$ 42,100	\$ -	\$ (444)	N/A
558 North Impact Fees	\$ 393,171	\$ 2,831,248	\$ 928,500	\$ 2,139,575	230.43%
559 Central Impact Fees	\$ (8,876)	\$ 2,109,000	\$ 508,793	\$ 621,012	122.06%
560 South Impact Fees	\$ 170,735	\$ 2,692,237	\$ 519,431	\$ 1,175,461	226.30%
580 Health	\$ 1,047,766	\$ 13,425,500	\$ 12,659,232	\$ 13,497,696	106.62%
349 Opioid Settlement Fund	\$ 329,147	\$ 337,438	\$ 337,438	\$ 329,147	97.54%
350 County Health	\$ 612,726	\$ 12,517,832	\$ 11,789,157	\$ 12,599,400	106.87%
351 Kane Kares	\$ 105,894	\$ 570,230	\$ 532,637	\$ 569,150	106.86%
660 Veterans' Commission	\$ (14,878)	\$ 349,293	\$ 309,145	\$ 296,000	95.75%
380 Veterans' Commission	\$ (14,878)	\$ 349,293	\$ 309,145	\$ 296,000	95.75%
670 Environmental Management	\$ (13,825)	\$ 833,035	\$ 629,915	\$ 765,336	121.50%
001 General Fund	\$ 11,603	\$ 71,000	\$ 71,000	\$ 76,617	107.91%
420 Stormwater Management	\$ (31,168)	\$ 128,614	\$ 4,751	\$ 271,874	5,722.45%
421 Elec Agg Civic Contribution	\$ 71,831	\$ 381,868	\$ 381,868	\$ 314,939	82.47%
650 Enterprise Surcharge	\$ (65,731)	\$ 251,553	\$ 172,296	\$ 102,134	59.28%
751 Subdivision Review Escrow	\$ (360)	\$ -	\$ -	\$ (228)	N/A

Kane County Revenue Report - Summary
Through November 30, 2022 (100.0% YTD) DRAFT

	Current Month Transactions	Total Amended Budget	Total Amended Budget excluding Cash on Hand	YTD Actual Transactions	Total % Received
690 Development	\$ 2,004,836	\$ 25,583,397	\$ 18,806,839	\$ 18,846,661	100.21%
001 General Fund	\$ 281,364	\$ 1,813,350	\$ 1,813,350	\$ 1,916,910	105.71%
400 Economic Development	\$ (2,697)	\$ 199,970	\$ 58,926	\$ 57,781	98.06%
401 Community Dev Block Program	\$ 280,246	\$ 1,857,635	\$ 1,857,635	\$ 1,769,771	95.27%
402 HOME Program	\$ 361,771	\$ 1,129,110	\$ 1,129,110	\$ 1,103,903	97.77%
403 Unincorporated Stormwater Mgmt	\$ (4,049)	\$ 55,000	\$ 4,040	\$ (2,196)	(54.36%)
404 Homeless Management Info Systems	\$ 22,824	\$ 166,434	\$ 166,434	\$ 169,017	101.55%
405 Cost Share Drainage	\$ (6,885)	\$ 186,000	\$ 154,914	\$ 155,976	100.69%
406 OCR & Recovery Act Programs	\$ 18,308	\$ 83,003	\$ 83,000	\$ 77,685	93.60%
407 Quality of Kane Grants	\$ (969)	\$ 30,110	\$ 10,110	\$ (473)	(4.68%)
408 Neighborhood Stabilization Progr	\$ -	\$ 208	\$ 208	\$ 34,680	16,673.08%
409 Continuum of Care Planning Grant	\$ 39,501	\$ 86,873	\$ 81,773	\$ 81,773	100.00%
410 Elgin CDBG	\$ 92,096	\$ 765,960	\$ 765,960	\$ 474,950	62.01%
411 Emergency Rental Assistance	\$ 70	\$ 290,503	\$ 5,000	\$ 2,086	41.72%
412 Emergency Rental Assistance #2	\$ 14,309	\$ 15,545,553	\$ 9,319,892	\$ 10,908,652	117.05%
413 CDBG-CV	\$ 923,666	\$ 1,900,916	\$ 1,900,916	\$ 925,601	48.69%
414 Home - ARP	\$ 518	\$ 3,900	\$ 3,900	\$ 3,121	80.01%
415 Homeless Prevention Program	\$ -	\$ 416,049	\$ 416,049	\$ 244,914	58.87%
425 Blighted Structure Demolition	\$ 22,687	\$ 120,000	\$ 120,000	\$ 24,634	20.53%
435 Growing for Kane	\$ (768)	\$ 10,000	\$ 5,000	\$ 23,547	470.94%
520 Mill Creek Special Service Area	\$ (31,266)	\$ 884,603	\$ 884,603	\$ 858,192	97.01%
521 Bowes Creek Special Service Area	\$ (29)	\$ 5	\$ 5	\$ (16)	(319.00%)
5300 Sunvale SBA SW 37	\$ (62)	\$ -	\$ -	\$ (34)	N/A
5301 Middle Creek SBA SW38	\$ (49)	\$ -	\$ -	\$ (27)	N/A
5302 Shirewood Farm SSA SW39	\$ (7)	\$ 110	\$ 110	\$ 106	95.95%
5303 Ogden Gardens SBA SW40	\$ (152)	\$ -	\$ -	\$ (84)	N/A
5304 Wildwood West SBA SW41	\$ (1,070)	\$ 10,000	\$ 10,000	\$ 8,936	89.36%
5306 Cheval DeSelle Venetian SBA SW43	\$ (48)	\$ 7,482	\$ 2,200	\$ 2,077	94.41%
5308 Plank Road Estates SBA SW45	\$ (36)	\$ 4,856	\$ 1,775	\$ 1,781	100.32%
5310 Exposition View SBA SW47	\$ 51	\$ 4,338	\$ 500	\$ 589	117.87%
5311 Pasadena Drive SBA SW48	\$ 33	\$ 2,880	\$ 2,880	\$ 2,736	95.00%
5312 Tamara Dittman SBA SW 50	\$ (1,214)	\$ 1,215	\$ 1,215	\$ -	0.00%
5313 Church Molitor SSA SA 52	\$ (3,334)	\$ 3,334	\$ 3,334	\$ 18	0.53%
5314 45W185 Plank Road SSA SW 54	\$ 27	\$ 4,000	\$ 4,000	\$ 56	1.40%
760 Debt Service	\$ (36,851)	\$ 6,059,320	\$ 4,163,733	\$ 4,067,393	97.69%
601 Public Building Commission	\$ (25,512)	\$ 79,464	\$ 79,464	\$ 60,757	76.46%
610 Capital Improvement Debt Service	\$ -	\$ 202,202	\$ 2,224	\$ -	0.00%
620 Motor Fuel Tax Debt Service	\$ 554	\$ 303,875	\$ 1,176	\$ 3,090	262.73%
621 Transit Sales Tax Debt Service	\$ 327	\$ 175,415	\$ 700	\$ 1,789	255.55%
622 Recovery Zone Bond Debt Service	\$ (8,903)	\$ 161,457	\$ 161,457	\$ 59,319	36.74%
623 JJC/AJC Refunding Debt Service	\$ (6,597)	\$ 2,954,142	\$ 2,954,142	\$ 2,970,265	100.55%
624 Longmeadow Debt Service	\$ -	\$ 963,995	\$ 963,995	\$ 963,995	100.00%
625 Longmeadow Debt Srv - Cap Int	\$ 3,279	\$ 1,218,770	\$ 575	\$ 8,179	1,422.37%

Kane County Revenue Report - Summary
Through November 30, 2022 (100.0% YTD) DRAFT

	Current Month Transactions	Total Amended Budget	Total Amended Budget excluding Cash on Hand	YTD Actual Transactions	Total % Received
800 Other- Countywide Expenses	\$ 19,050,806	\$ 132,421,617	\$ 76,370,942	\$ 148,219,639	194.08%
100 County Automation	\$ (1,171)	\$ 6,975	\$ 6,975	\$ 6,079	87.15%
110 Illinois Municipal Retirement	\$ (118,332)	\$ 7,408,796	\$ 7,184,113	\$ 7,080,592	98.56%
111 FICA/Social Security	\$ (56,084)	\$ 4,937,345	\$ 4,867,432	\$ 4,877,248	100.20%
112 Special Reserve	\$ 34,002	\$ 592,982	\$ 67,508	\$ 35,276	52.25%
113 Emergency Reserve	\$ (119,026)	\$ 20,960	\$ 20,960	\$ (65,350)	(311.78%)
114 Property Tax Freeze Protection	\$ 5,000,693	\$ 6,778,250	\$ 5,120,500	\$ 5,051,799	98.66%
125 Public Safety Sales Tax	\$ 521,974	\$ 3,551,850	\$ 1,721,760	\$ 2,153,745	125.09%
127 Judicial Technology Sales Tax	\$ 346,699	\$ 1,235,391	\$ 1,146,600	\$ 1,429,232	124.65%
353 Coronavirus Relief Fund	\$ 229	\$ 1,600	\$ -	\$ 1,024	N/A
355 American Rescue Plan	\$ 213,164	\$ 31,621,179	\$ -	\$ 88,259,158	N/A
356 ARP Recoupment of Lost Revenue	\$ 6,640,709	\$ 26,244,524	\$ 22,993,785	\$ 10,470,509	45.54%
357 COVID Payroll Reimbursement	\$ (394,514)	\$ 7,989,615	\$ -	\$ (224,318)	N/A
358 FEMA PA Administration	\$ (6,150)	\$ 250,000	\$ 250,000	\$ 244,321	97.73%
500 Capital Projects	\$ 4,787,479	\$ 18,410,950	\$ 10,095,809	\$ 9,435,171	93.46%
501 Judicial Facility Construction	\$ 38,433	\$ 1,198,000	\$ 730,000	\$ 850,611	116.52%
510 Capital Improvement Bond Const	\$ 1,134	\$ 840	\$ 840	\$ 4,683	557.46%
652 Health Insurance Fund	\$ 2,161,568	\$ 22,172,360	\$ 22,164,660	\$ 18,609,860	83.96%
900 Contingency	\$ (76,238)	\$ 13,424	\$ 13,424	\$ (41,857)	(311.81%)
660 Working Cash	\$ (76,238)	\$ 13,424	\$ 13,424	\$ (41,857)	(311.81%)
Grand Total	\$ 46,675,529	\$ 439,510,806	\$ 303,230,219	\$ 383,406,744	126.44%

Kane County Expenditure Report - Summary
Through November 30, 2022 (100.0% YTD, 100.00% Payroll Expense through Pay Period Ending 11/26/2022) DRAFT

	Current Month	Total Amended	Total Amended	YTD Actual	YTD	Total % Used
	Transactions	Budget	Budget	Transactions	Encumbrances	
			excluding Net			
			Income			
010 County Board	\$ 270,085	\$ 10,605,917	\$ 10,605,917	\$ 4,544,617	\$ (0)	42.85%
001 General Fund	\$ 127,839	\$ 1,374,606	\$ 1,374,606	\$ 1,312,602	\$ -	95.49%
120 Grand Victoria Casino Elgin	\$ 131,695	\$ 2,948,689	\$ 2,948,689	\$ 2,819,891	\$ -	95.63%
430 Farmland Preservation	\$ 10,551	\$ 6,219,969	\$ 6,219,969	\$ 349,473	\$ (0)	5.62%
491 Tax Sale Purchase	\$ -	\$ 62,653	\$ 62,653	\$ 62,651	\$ -	100.00%
040 Finance	\$ 96,951	\$ 1,488,976	\$ 1,488,976	\$ 1,312,326	\$ 0	88.14%
001 General Fund	\$ 96,951	\$ 1,488,976	\$ 1,488,976	\$ 1,312,326	\$ 0	88.14%
060 Information Technologies	\$ 544,486	\$ 7,004,173	\$ 7,004,173	\$ 5,943,776	\$ 0	84.86%
001 General Fund	\$ 423,636	\$ 4,603,146	\$ 4,603,146	\$ 4,040,350	\$ 0	87.77%
101 Geographic Information Systems	\$ 78,563	\$ 1,863,491	\$ 1,863,491	\$ 1,528,759	\$ 0	82.04%
354 Mass Vaccination Fund	\$ -	\$ 167,604	\$ 167,604	\$ 5,951	\$ -	3.55%
385 IL Counties Information Mgmt	\$ 1,349	\$ 4,001	\$ 4,001	\$ 2,801	\$ -	70.02%
390 Web Technical Services	\$ 40,939	\$ 365,931	\$ 365,931	\$ 365,916	\$ (0)	100.00%
080 Building Management	\$ 1,008,173	\$ 6,495,347	\$ 6,495,347	\$ 5,582,604	\$ (0)	85.95%
001 General Fund	\$ 1,007,752	\$ 6,253,247	\$ 6,253,247	\$ 5,552,935	\$ (0)	88.80%
354 Mass Vaccination Fund	\$ 422	\$ 242,100	\$ 242,100	\$ 29,669	\$ -	12.25%
120 Human Resource Management	\$ 328,554	\$ 4,496,573	\$ 4,496,573	\$ 3,710,258	\$ -	82.51%
001 General Fund	\$ 21,243	\$ 331,440	\$ 331,440	\$ 205,373	\$ -	61.96%
010 Insurance Liability	\$ 307,311	\$ 4,164,049	\$ 4,164,049	\$ 3,503,841	\$ -	84.15%
246 Employee Events Fund	\$ -	\$ 1,084	\$ 1,084	\$ 1,044	\$ -	96.30%
140 County Auditor	\$ 21,061	\$ 298,372	\$ 298,372	\$ 256,907	\$ -	86.10%
001 General Fund	\$ 21,061	\$ 298,372	\$ 298,372	\$ 256,907	\$ -	86.10%

Kane County Expenditure Report - Summary
Through November 30, 2022 (100.0% YTD, 100.00% Payroll Expense through Pay Period Ending 11/26/2022) DRAFT

	Current Month Transactions	Total Amended Budget	Total Amended Budget excluding Net Income	YTD Actual Transactions	YTD Encumbrances	Total % Used
150 Treasurer/Collector	\$ 202,826	\$ 1,158,218	\$ 1,134,603	\$ 985,515	\$ 0	86.86%
001 General Fund	\$ 106,311	\$ 913,508	\$ 889,893	\$ 889,000	\$ 0	99.90%
150 Tax Sale Automation	\$ -	\$ 148,195	\$ 148,195	\$ -	\$ (0)	0.00%
268 Sale & Error	\$ 96,515	\$ 96,515	\$ 96,515	\$ 96,515	\$ -	100.00%
170 Supervisor of Assessments	\$ 87,154	\$ 1,276,263	\$ 1,276,263	\$ 1,142,953	\$ -	89.55%
001 General Fund	\$ 87,154	\$ 1,276,263	\$ 1,276,263	\$ 1,142,953	\$ -	89.55%
190 County Clerk	\$ 656,806	\$ 5,279,199	\$ 5,152,954	\$ 4,763,324	\$ 0	92.44%
001 General Fund	\$ 637,911	\$ 4,108,578	\$ 4,108,578	\$ 4,086,984	\$ 0	99.47%
160 Vital Records Automation	\$ 18,895	\$ 320,621	\$ 194,376	\$ 177,141	\$ -	91.13%
161 Election Equipment Fund	\$ -	\$ 850,000	\$ 850,000	\$ 499,200	\$ -	58.73%
210 Recorder	\$ 150,648	\$ 2,306,605	\$ 2,306,605	\$ 1,826,433	\$ -	79.18%
001 General Fund	\$ 64,882	\$ 821,613	\$ 821,613	\$ 665,768	\$ -	81.03%
170 Recorder's Automation	\$ 85,765	\$ 1,484,992	\$ 1,484,992	\$ 1,160,665	\$ -	78.16%
230 Regional Office of Education	\$ 41,469	\$ 413,531	\$ 413,531	\$ 411,252	\$ -	99.45%
001 General Fund	\$ 41,469	\$ 413,531	\$ 413,531	\$ 411,252	\$ -	99.45%
240 Judiciary and Courts	\$ 435,567	\$ 3,845,599	\$ 3,838,249	\$ 3,690,043	\$ -	96.14%
001 General Fund	\$ 409,373	\$ 3,626,304	\$ 3,626,304	\$ 3,523,837	\$ -	97.17%
195 Children's Waiting Room	\$ 25,187	\$ 137,755	\$ 137,755	\$ 135,394	\$ -	98.29%
196 D.U.I.	\$ -	\$ 12,580	\$ 5,230	\$ -	\$ -	0.00%
197 Foreclosure Mediation Fund	\$ 650	\$ 58,590	\$ 58,590	\$ 20,900	\$ -	35.67%
492 Marriage Fees	\$ 358	\$ 10,370	\$ 10,370	\$ 9,912	\$ -	95.58%
250 Circuit Clerk	\$ 569,725	\$ 7,999,436	\$ 7,933,936	\$ 6,031,580	\$ -	76.02%
001 General Fund	\$ 321,392	\$ 4,182,284	\$ 4,182,284	\$ 3,668,282	\$ -	87.71%
200 Court Automation	\$ 67,152	\$ 1,290,154	\$ 1,290,154	\$ 748,568	\$ -	58.02%
201 Court Document Storage	\$ 90,845	\$ 1,311,614	\$ 1,311,614	\$ 891,297	\$ -	67.95%
202 Child Support	\$ 26,273	\$ 291,012	\$ 291,012	\$ 159,387	\$ -	54.77%
203 Circuit Clerk Admin Services	\$ 54,823	\$ 513,135	\$ 513,135	\$ 378,952	\$ -	73.85%
204 Circuit Clk Electronic Citation	\$ 9,240	\$ 335,737	\$ 335,737	\$ 185,095	\$ -	55.13%
205 Circuit Ct Clerk Op and Admin	\$ -	\$ 75,500	\$ 10,000	\$ -	\$ -	0.00%
300 State's Attorney	\$ 1,107,454	\$ 14,891,400	\$ 14,691,557	\$ 12,538,468	\$ 0	85.34%
001 General Fund	\$ 746,029	\$ 8,726,559	\$ 8,726,559	\$ 8,261,323	\$ 0	94.67%
010 Insurance Liability	\$ 138,354	\$ 1,973,682	\$ 1,973,682	\$ 1,550,568	\$ -	78.56%
220 Title IV-D	\$ 54,296	\$ 894,540	\$ 894,540	\$ 676,579	\$ -	75.63%
221 Drug Prosecution	\$ 30,018	\$ 461,696	\$ 461,696	\$ 309,061	\$ -	66.94%
222 Victim Coordinator Services	\$ 11,818	\$ 186,328	\$ 131,593	\$ 125,702	\$ -	95.52%
223 Domestic Violence	\$ 22,229	\$ 336,813	\$ 336,383	\$ 271,075	\$ -	80.59%
225 Auto Theft Task Force	\$ -	\$ 339	\$ -	\$ -	\$ -	N/A
226 Weed and Seed	\$ -	\$ 129	\$ -	\$ -	\$ -	N/A
230 Child Advocacy Center	\$ 98,135	\$ 1,747,782	\$ 1,620,215	\$ 1,237,132	\$ (0)	76.36%
231 Equitable Sharing Program	\$ -	\$ 55,000	\$ 55,000	\$ -	\$ -	0.00%
232 State's Atty Records Automation	\$ 3,892	\$ 110,522	\$ 93,879	\$ 55,725	\$ -	59.36%
233 Bad Check Restitution	\$ -	\$ 25,000	\$ 25,000	\$ -	\$ -	0.00%
234 Drug Asset Forfeiture	\$ -	\$ 85,000	\$ 85,000	\$ -	\$ -	0.00%
235 State's Attorney Employee Events	\$ -	\$ 10	\$ 10	\$ -	\$ -	0.00%
236 Child Advocacy Advisory Board	\$ -	\$ 26,000	\$ 26,000	\$ -	\$ -	0.00%
237 Money Laundering - State's Atty	\$ -	\$ 175,000	\$ 175,000	\$ -	\$ -	0.00%
490 Kane County Law Enforcement	\$ 2,683	\$ 87,000	\$ 87,000	\$ 51,304	\$ -	58.97%
360 Public Defender	\$ 358,781	\$ 4,633,863	\$ 4,633,863	\$ 4,277,371	\$ -	92.31%
001 General Fund	\$ 358,781	\$ 4,632,863	\$ 4,632,863	\$ 4,277,371	\$ -	92.33%
244 Public Defender Rec Automation	\$ -	\$ 1,000	\$ 1,000	\$ -	\$ -	0.00%

Kane County Expenditure Report - Summary
Through November 30, 2022 (100.0% YTD, 100.00% Payroll Expense through Pay Period Ending 11/26/2022) DRAFT

	Current Month Transactions	Total Amended Budget	Total Amended Budget excluding Net Income	YTD Actual Transactions	YTD Encumbrances	Total % Used
370 Law Library	\$ 42,012	\$ 331,909	\$ 331,909	\$ 331,129	\$ -	99.76%
250 Law Library	\$ 42,012	\$ 331,909	\$ 331,909	\$ 331,129	\$ -	99.76%
380 Sheriff	\$ 4,568,004	\$ 41,276,703	\$ 39,529,207	\$ 38,461,875	\$ 0	97.30%
001 General Fund	\$ 4,374,996	\$ 37,233,752	\$ 37,233,752	\$ 36,895,609	\$ 0	99.09%
128 Sheriff's Vehicle & Equipment	\$ 73,817	\$ 1,821,426	\$ 74,000	\$ 73,817	\$ -	99.75%
247 EMA Volunteer Fund	\$ 157	\$ 7,250	\$ 7,250	\$ 5,260	\$ -	72.55%
248 KC Emergency Planning	\$ -	\$ 2,000	\$ 1,930	\$ -	\$ -	0.00%
249 Bomb Squad SWAT	\$ 1,514	\$ 31,592	\$ 31,592	\$ 23,165	\$ -	73.33%
251 Canteen Commission	\$ 26,945	\$ 440,376	\$ 440,376	\$ 615,279	\$ -	139.72%
252 Sheriff DEF Federal - DOJ	\$ -	\$ 45,000	\$ 45,000	\$ -	\$ -	0.00%
253 County Sheriff DEF Local	\$ 962	\$ 473,300	\$ 473,300	\$ 30,939	\$ -	6.54%
254 FATS	\$ 47	\$ 3,800	\$ 3,800	\$ 2,577	\$ -	67.83%
255 K-9 Unit	\$ 1,907	\$ 49,300	\$ 49,300	\$ 48,271	\$ -	97.91%
256 Vehicle Maintenance/Purchase	\$ 57	\$ 6,000	\$ 6,000	\$ 981	\$ -	16.35%
257 Sheriff DUI Fund	\$ 23,910	\$ 62,725	\$ 62,725	\$ 62,724	\$ -	100.00%
258 Sheriff's Office Money Laundering	\$ -	\$ 5,000	\$ 5,000	\$ 125	\$ -	2.50%
259 Transportation Safety Highway HB	\$ -	\$ 10,000	\$ 10,000	\$ -	\$ -	0.00%
262 AJF Medical Cost	\$ 8,968	\$ 25,040	\$ 25,040	\$ 25,040	\$ -	100.00%
263 Sheriff Civil Operations	\$ 3,213	\$ 73,500	\$ 73,500	\$ 72,408	\$ -	98.51%
264 Cannabis Regulation - Local	\$ 9,248	\$ 79,690	\$ 79,690	\$ 79,523	\$ -	99.79%
265 Sheriff DEF Federal - Treasury	\$ 13,802	\$ 260,000	\$ 260,000	\$ 257,234	\$ -	98.94%
351 Kane Kares	\$ -	\$ 175,952	\$ 175,952	\$ -	\$ -	0.00%
354 Mass Vaccination Fund	\$ -	\$ 200,000	\$ 200,000	\$ -	\$ -	0.00%
702 Sheriff's Detail Escrow	\$ 28,463	\$ 271,000	\$ 271,000	\$ 268,922	\$ -	99.23%

Kane County Expenditure Report - Summary
Through November 30, 2022 (100.0% YTD, 100.00% Payroll Expense through Pay Period Ending 11/26/2022) DRAFT

	Current Month Transactions	Total Amended Budget	Total Amended Budget excluding Net Income	YTD Actual Transactions	YTD Encumbrances	Total % Used
420 Merit Commission	\$ 7,290	\$ 100,568	\$ 100,568	\$ 85,117	\$ -	84.64%
001 General Fund	\$ 7,290	\$ 100,568	\$ 100,568	\$ 85,117	\$ -	84.64%
425 Kane Comm	\$ 245,221	\$ 2,423,804	\$ 2,423,804	\$ 2,388,077	\$ 0	98.53%
269 Kane Comm	\$ 245,221	\$ 2,423,804	\$ 2,423,804	\$ 2,388,077	\$ 0	98.53%
430 Court Services	\$ 1,495,093	\$ 16,061,474	\$ 16,061,474	\$ 14,703,171	\$ -	91.54%
001 General Fund	\$ 1,309,504	\$ 13,666,157	\$ 13,666,157	\$ 13,185,913	\$ -	96.49%
270 Probation Services	\$ 125,762	\$ 1,682,100	\$ 1,682,100	\$ 1,197,471	\$ -	71.19%
271 Substance Abuse Screening	\$ 1,316	\$ 80,000	\$ 80,000	\$ 30,226	\$ -	37.78%
273 Drug Court Special Resources	\$ 58,413	\$ 622,517	\$ 622,517	\$ 289,300	\$ -	46.47%
276 Probation Victim Services	\$ -	\$ 10,000	\$ 10,000	\$ -	\$ -	0.00%
278 Juvenile Justice Donation Fund	\$ 97	\$ 700	\$ 700	\$ 262	\$ -	37.36%
490 Coroner	\$ 315,712	\$ 1,750,170	\$ 1,750,170	\$ 1,713,340	\$ -	97.90%
001 General Fund	\$ 291,309	\$ 1,580,143	\$ 1,580,143	\$ 1,580,012	\$ -	99.99%
289 Coroner Administration	\$ 24,404	\$ 170,027	\$ 170,027	\$ 133,328	\$ -	78.42%
500 Animal Control	\$ 131,138	\$ 1,021,387	\$ 1,021,387	\$ 974,490	\$ 0	95.41%
290 Animal Control	\$ 131,138	\$ 1,021,387	\$ 1,021,387	\$ 974,490	\$ 0	95.41%
520 Transportation	\$ 11,066,997	\$ 105,552,591	\$ 105,526,410	\$ 36,164,414	\$ 0	34.27%
300 County Highway	\$ 998,564	\$ 9,342,233	\$ 9,342,233	\$ 6,628,603	\$ (0)	70.95%
301 County Bridge	\$ 134,618	\$ 445,000	\$ 445,000	\$ 444,359	\$ -	99.86%
302 Motor Fuel Tax	\$ 959,409	\$ 30,911,128	\$ 30,911,128	\$ 6,324,076	\$ (0)	20.46%
303 County Highway Matching	\$ -	\$ 88,248	\$ 88,248	\$ 81,146	\$ (0)	91.95%
304 Motor Fuel Local Option	\$ 3,741,116	\$ 14,188,500	\$ 14,188,500	\$ 11,208,752	\$ 0	79.00%
305 Transportation Sales Tax	\$ 3,386,724	\$ 38,998,325	\$ 38,998,325	\$ 8,909,177	\$ 0	22.85%
515 Longmeadow Bond Construction	\$ -	\$ 636,842	\$ 636,842	\$ 115,263	\$ -	18.10%
540 Transportation Capital	\$ 3,134	\$ 897,612	\$ 897,612	\$ 201,374	\$ (0)	22.43%
550 Aurora Area Impact Fees	\$ 10,000	\$ 712,000	\$ 712,000	\$ 10,000	\$ -	1.40%
551 Campton Hills Impact Fees	\$ 2,500	\$ 43,500	\$ 43,500	\$ 2,500	\$ -	5.75%
552 Greater Elgin Impact Fees	\$ 288,000	\$ 579,194	\$ 579,194	\$ 384,077	\$ -	66.31%
553 Northwest Impact Fees	\$ 345,000	\$ 369,500	\$ 369,500	\$ 345,000	\$ -	93.37%
554 Southwest Impact Fees	\$ 43,165	\$ 176,431	\$ 176,431	\$ 153,165	\$ -	86.81%
555 Tri-Cities Impact Fees	\$ 17,340	\$ 81,493	\$ 81,493	\$ 43,426	\$ (0)	53.29%
556 Upper Fox Impact Fees	\$ 308,000	\$ 408,000	\$ 408,000	\$ 308,000	\$ -	75.49%
557 West Central Impact Fees	\$ 2,000	\$ 42,100	\$ 42,100	\$ 2,000	\$ -	4.75%
558 North Impact Fees	\$ 754,982	\$ 2,831,248	\$ 2,831,248	\$ 781,133	\$ (0)	27.59%
559 Central Impact Fees	\$ 36,914	\$ 2,109,000	\$ 2,109,000	\$ 42,086	\$ 0	2.00%
560 South Impact Fees	\$ 35,529	\$ 2,692,237	\$ 2,666,056	\$ 180,279	\$ (0)	6.76%

Kane County Expenditure Report - Summary
Through November 30, 2022 (100.0% YTD, 100.00% Payroll Expense through Pay Period Ending 11/26/2022) DRAFT

	Current Month Transactions	Total Amended Budget	Total Amended Budget excluding Net Income	YTD Actual Transactions	YTD Encumbrances	Total % Used
580 Health	\$ 1,212,984	\$ 13,483,833	\$ 13,146,395	\$ 10,947,939	\$ (0)	83.28%
349 Opioid Settlement Fund	\$ -	\$ 337,438	\$ -	\$ -	\$ -	N/A
350 County Health	\$ 1,166,056	\$ 12,517,832	\$ 12,517,832	\$ 10,388,609	\$ (0)	82.99%
351 Kane Kares	\$ 46,434	\$ 570,230	\$ 570,230	\$ 501,636	\$ (0)	87.97%
354 Mass Vaccination Fund	\$ 493	\$ 58,333	\$ 58,333	\$ 57,694	\$ 0	98.90%
660 Veterans' Commission	\$ 25,016	\$ 349,293	\$ 349,293	\$ 309,930	\$ -	88.73%
380 Veterans' Commission	\$ 25,016	\$ 349,293	\$ 349,293	\$ 309,930	\$ -	88.73%
670 Environmental Management	\$ 107,961	\$ 1,318,033	\$ 1,037,955	\$ 804,405	\$ 0	77.50%
001 General Fund	\$ 45,967	\$ 555,998	\$ 555,998	\$ 549,698	\$ -	98.87%
420 Stormwater Management	\$ 944	\$ 128,614	\$ 128,614	\$ 24,154	\$ -	18.78%
421 Elec Agg Civic Contribution	\$ 3,896	\$ 381,868	\$ 101,790	\$ 30,896	\$ -	30.35%
650 Enterprise Surcharge	\$ 57,154	\$ 251,553	\$ 251,553	\$ 199,658	\$ -	79.37%
690 Development	\$ 2,311,078	\$ 24,954,162	\$ 24,832,535	\$ 13,147,221	\$ (0)	52.94%
001 General Fund	\$ 94,298	\$ 1,184,115	\$ 1,184,115	\$ 1,125,284	\$ -	95.03%
400 Economic Development	\$ 5,305	\$ 199,970	\$ 199,970	\$ 111,664	\$ -	55.84%
401 Community Dev Block Program	\$ 547,210	\$ 1,857,635	\$ 1,857,635	\$ 1,770,923	\$ -	95.33%
402 HOME Program	\$ 427,290	\$ 1,129,110	\$ 1,129,110	\$ 1,104,913	\$ -	97.86%
403 Unincorporated Stormwater Mgmt	\$ -	\$ 55,000	\$ 55,000	\$ 2,920	\$ -	5.31%
404 Homeless Management Info Systems	\$ 10,905	\$ 166,434	\$ 166,434	\$ 139,290	\$ -	83.69%
405 Cost Share Drainage	\$ 99	\$ 186,000	\$ 186,000	\$ 103,401	\$ -	55.59%
406 OCR & Recovery Act Programs	\$ 32,426	\$ 83,003	\$ 83,003	\$ 75,054	\$ -	90.42%
407 Quality of Kane Grants	\$ -	\$ 30,110	\$ 30,110	\$ 7,200	\$ -	23.91%
408 Neighborhood Stabilization Progr	\$ -	\$ 208	\$ -	\$ -	\$ -	N/A
409 Continuum of Care Planning Grant	\$ 7,205	\$ 86,873	\$ 86,873	\$ 86,817	\$ -	99.94%
410 Elgin CDBG	\$ 53,465	\$ 765,960	\$ 765,960	\$ 475,720	\$ -	62.11%
411 Emergency Rental Assistance	\$ -	\$ 290,503	\$ 290,503	\$ 42,792	\$ (0)	14.73%
412 Emergency Rental Assistance #2	\$ 4,682	\$ 15,545,553	\$ 15,545,553	\$ 6,038,155	\$ -	38.84%
413 CDBG-CV	\$ 923,688	\$ 1,900,916	\$ 1,900,916	\$ 925,624	\$ -	48.69%
414 Home - ARP	\$ 517	\$ 3,900	\$ 3,900	\$ 3,746	\$ -	96.05%
415 Homeless Prevention Program	\$ 26,483	\$ 416,049	\$ 416,049	\$ 335,995	\$ -	80.76%
425 Blighted Structure Demolition	\$ -	\$ 120,000	\$ 120,000	\$ 19,140	\$ -	15.95%
435 Growing for Kane	\$ -	\$ 10,000	\$ 10,000	\$ 720	\$ -	7.20%
520 Mill Creek Special Service Area	\$ 162,572	\$ 884,603	\$ 763,189	\$ 761,480	\$ -	99.78%
521 Bowes Creek Special Service Area	\$ -	\$ 5	\$ -	\$ -	\$ -	N/A
5302 Shirewood Farm SSA SW39	\$ -	\$ 110	\$ 110	\$ -	\$ -	0.00%
5304 Wildwood West SBA SW41	\$ -	\$ 10,000	\$ 10,000	\$ 1,450	\$ -	14.50%
5306 Cheval DeSelle Venetian SBA SW43	\$ 5,282	\$ 7,482	\$ 7,482	\$ 5,282	\$ -	70.60%
5308 Plank Road Estates SBA SW45	\$ 3,281	\$ 4,856	\$ 4,856	\$ 3,281	\$ -	67.57%
5310 Exposition View SBA SW47	\$ 3,838	\$ 4,338	\$ 4,338	\$ 3,838	\$ -	88.47%
5311 Pasadena Drive SBA SW48	\$ 2,532	\$ 2,880	\$ 2,880	\$ 2,532	\$ -	87.92%
5312 Tamara Dittman SBA SW 50	\$ -	\$ 1,215	\$ 1,215	\$ -	\$ -	0.00%
5313 Church Molitor SSA SA 52	\$ -	\$ 3,334	\$ 3,334	\$ -	\$ -	0.00%
5314 45W185 Plank Road SSA SW 54	\$ -	\$ 4,000	\$ 4,000	\$ -	\$ -	0.00%
760 Debt Service	\$ -	\$ 6,059,320	\$ 5,938,926	\$ 4,838,293	\$ -	81.47%
601 Public Building Commission	\$ -	\$ 79,464	\$ -	\$ -	\$ -	N/A
610 Capital Improvement Debt Service	\$ -	\$ 202,202	\$ 202,202	\$ 202,202	\$ -	100.00%
620 Motor Fuel Tax Debt Service	\$ -	\$ 303,875	\$ 302,699	\$ 302,699	\$ -	100.00%
621 Transit Sales Tax Debt Service	\$ -	\$ 175,415	\$ 174,715	\$ 174,715	\$ -	100.00%
622 Recovery Zone Bond Debt Service	\$ -	\$ 161,457	\$ 122,403	\$ 122,403	\$ -	100.00%
623 JJC/AJC Refunding Debt Service	\$ -	\$ 2,954,142	\$ 2,954,142	\$ 2,817,506	\$ -	95.37%
624 Longmeadow Debt Service	\$ -	\$ 963,995	\$ 963,995	\$ -	\$ -	0.00%
625 Longmeadow Debt Srv - Cap Int	\$ -	\$ 1,218,770	\$ 1,218,770	\$ 1,218,769	\$ -	100.00%

Kane County Expenditure Report - Summary
Through November 30, 2022 (100.0% YTD, 100.00% Payroll Expense through Pay Period Ending 11/26/2022) DRAFT

	Current Month Transactions	Total Amended Budget	Total Amended Budget excluding Net Income	YTD Actual Transactions	YTD Encumbrances	Total % Used
800 Other- Countywide Expenses	\$ 24,952,212	\$ 151,200,176	\$ 128,059,083	\$ 86,907,816	\$ (0)	67.87%
001 General Fund	\$ 10,860,581	\$ 18,753,559	\$ 18,753,559	\$ 18,334,575	\$ (0)	97.77%
100 County Automation	\$ -	\$ 6,975	\$ 6,975	\$ -	\$ -	0.00%
110 Illinois Municipal Retirement	\$ 586,133	\$ 7,408,796	\$ 7,408,796	\$ 6,963,855	\$ -	93.99%
111 FICA/Social Security	\$ 521,039	\$ 4,937,345	\$ 4,937,345	\$ 4,775,471	\$ -	96.72%
112 Special Reserve	\$ -	\$ 592,982	\$ 525,474	\$ 525,474	\$ -	100.00%
113 Emergency Reserve	\$ -	\$ 20,960	\$ -	\$ -	\$ -	N/A
114 Property Tax Freeze Protection	\$ -	\$ 6,778,250	\$ 1,657,750	\$ 1,657,750	\$ -	100.00%
125 Public Safety Sales Tax	\$ 308,429	\$ 3,551,850	\$ 3,551,850	\$ 2,690,072	\$ 0	75.74%
127 Judicial Technology Sales Tax	\$ 41,687	\$ 1,235,391	\$ 1,235,391	\$ 1,028,525	\$ -	83.26%
353 Coronavirus Relief Fund	\$ -	\$ 1,600	\$ 1,600	\$ 1,564	\$ (0)	97.73%
354 Mass Vaccination Fund	\$ (456)	\$ 25,000	\$ 25,000	\$ 24,365	\$ -	97.46%
355 American Rescue Plan	\$ 7,673,946	\$ 31,621,179	\$ 31,621,179	\$ 16,139,404	\$ (0)	51.04%
356 ARP Recoupment of Lost Revenue	\$ -	\$ 26,244,524	\$ 13,425,739	\$ 3,829,764	\$ -	28.53%
357 COVID Payroll Reimbursement	\$ 18,529	\$ 7,989,615	\$ 7,989,615	\$ 7,989,615	\$ -	100.00%
358 FEMA PA Administration	\$ -	\$ 250,000	\$ 250,000	\$ -	\$ -	0.00%
500 Capital Projects	\$ 2,074,536	\$ 18,410,950	\$ 13,298,450	\$ 4,674,061	\$ (0)	35.15%
501 Judicial Facility Construction	\$ -	\$ 1,198,000	\$ 1,198,000	\$ 832,475	\$ -	69.49%
510 Capital Improvement Bond Const	\$ -	\$ 840	\$ -	\$ -	\$ -	N/A
652 Health Insurance Fund	\$ 2,867,788	\$ 22,172,360	\$ 22,172,360	\$ 17,440,846	\$ -	78.66%
900 Contingency	\$ -	\$ 1,433,911	\$ 1,420,487	\$ -	\$ -	0.00%
001 General Fund	\$ -	\$ 1,420,487	\$ 1,420,487	\$ -	\$ -	0.00%
660 Working Cash	\$ -	\$ 13,424	\$ -	\$ -	\$ -	N/A
Grand Total	\$ 52,360,459	\$ 439,510,806	\$ 413,300,522	\$ 268,794,645	\$ 0	65.04%

Kane County Expenditure Report - Detail
Through November 30, 2022 (100.0% YTD, 100.00% Payroll Expense through Pay Period Ending 11/26/2022)
DRAFT

	Current Month	Total Amended	Total Amended	YTD Actual	YTD	Total % Used
	Transactions	Budget	excluding Net	Transactions	Encumbrances	
			Income			
010 County Board	\$ 270,085	\$ 10,605,917	\$ 10,605,917	\$ 4,544,617	\$ (0)	42.85%
001 General Fund	\$ 127,839	\$ 1,374,606	\$ 1,374,606	\$ 1,312,602	\$ -	95.49%
Personnel Services- Salaries & Wages	\$ 80,179	\$ 995,712	\$ 995,712	\$ 995,867	\$ -	100.02%
Personnel Services- Employee Benefits	\$ 22,311	\$ 293,319	\$ 293,319	\$ 247,481	\$ -	84.37%
Contractual Services	\$ 8,066	\$ 61,075	\$ 61,075	\$ 46,078	\$ -	75.44%
Commodities	\$ 2,284	\$ 9,500	\$ 9,500	\$ 8,175	\$ -	86.06%
Transfers Out	\$ 15,000	\$ 15,000	\$ 15,000	\$ 15,000	\$ -	100.00%
120 Grand Victoria Casino Elgin	\$ 131,695	\$ 2,948,689	\$ 2,948,689	\$ 2,819,891	\$ -	95.63%
Personnel Services- Salaries & Wages	\$ 4,146	\$ 49,402	\$ 49,402	\$ 52,572	\$ -	106.42%
Personnel Services- Employee Benefits	\$ 7,240	\$ 66,990	\$ 66,990	\$ 43,286	\$ -	64.62%
Contractual Services	\$ 120,230	\$ 611,467	\$ 611,467	\$ 501,284	\$ -	81.98%
Commodities	\$ 78	\$ 5,053	\$ 5,053	\$ 6,972	\$ -	137.98%
Transfers Out	\$ -	\$ 2,215,777	\$ 2,215,777	\$ 2,215,777	\$ -	100.00%
430 Farmland Preservation	\$ 10,551	\$ 6,219,969	\$ 6,219,969	\$ 349,473	\$ (0)	5.62%
Personnel Services- Salaries & Wages	\$ 6,328	\$ 73,277	\$ 73,277	\$ 75,035	\$ -	102.40%
Personnel Services- Employee Benefits	\$ 757	\$ 10,630	\$ 10,630	\$ 8,797	\$ -	82.75%
Contractual Services	\$ 3,467	\$ 421,570	\$ 421,570	\$ 28,449	\$ (0)	6.75%
Capital	\$ -	\$ 5,713,096	\$ 5,713,096	\$ 235,796	\$ -	4.13%
Transfers Out	\$ -	\$ 1,396	\$ 1,396	\$ 1,396	\$ -	100.00%
491 Tax Sale Purchase	\$ -	\$ 62,653	\$ 62,653	\$ 62,651	\$ -	100.00%
Contractual Services	\$ -	\$ 17,723	\$ 17,723	\$ 17,722	\$ -	99.99%
Contingency and Other	\$ -	\$ 44,930	\$ 44,930	\$ 44,929	\$ -	100.00%

Kane County Expenditure Report - Detail
Through November 30, 2022 (100.0% YTD, 100.00% Payroll Expense through Pay Period Ending 11/26/2022)
DRAFT

	Current Month Transactions	Total Amended Budget	Total Amended Budget excluding Net Income	YTD Actual Transactions	YTD Encumbrances	Total % Used
040 Finance	\$ 96,951	\$ 1,488,976	\$ 1,488,976	\$ 1,312,326	\$ 0	88.14%
001 General Fund	\$ 96,951	\$ 1,488,976	\$ 1,488,976	\$ 1,312,326	\$ 0	88.14%
Personnel Services- Salaries & Wages	\$ 78,349	\$ 1,013,171	\$ 1,013,171	\$ 943,884	\$ -	93.16%
Personnel Services- Employee Benefits	\$ 17,723	\$ 318,817	\$ 318,817	\$ 231,516	\$ -	72.62%
Contractual Services	\$ 421	\$ 152,138	\$ 152,138	\$ 132,195	\$ -	86.89%
Commodities	\$ 458	\$ 4,850	\$ 4,850	\$ 4,731	\$ 0	97.54%
060 Information Technologies	\$ 544,486	\$ 7,004,173	\$ 7,004,173	\$ 5,943,776	\$ 0	84.86%
001 General Fund	\$ 423,636	\$ 4,603,146	\$ 4,603,146	\$ 4,040,350	\$ 0	87.77%
Personnel Services- Salaries & Wages	\$ 247,300	\$ 3,082,414	\$ 3,082,414	\$ 2,982,577	\$ -	96.76%
Personnel Services- Employee Benefits	\$ 43,334	\$ 695,283	\$ 695,283	\$ 523,890	\$ -	75.35%
Contractual Services	\$ 92,087	\$ 715,299	\$ 715,299	\$ 441,969	\$ 0	61.79%
Commodities	\$ 40,916	\$ 110,150	\$ 110,150	\$ 91,913	\$ -	83.44%
101 Geographic Information Systems	\$ 78,563	\$ 1,863,491	\$ 1,863,491	\$ 1,528,759	\$ 0	82.04%
Personnel Services- Salaries & Wages	\$ 55,825	\$ 775,535	\$ 775,535	\$ 749,172	\$ -	96.60%
Personnel Services- Employee Benefits	\$ 18,697	\$ 262,583	\$ 262,583	\$ 247,435	\$ -	94.23%
Contractual Services	\$ 285	\$ 656,619	\$ 656,619	\$ 459,369	\$ (0)	69.96%
Commodities	\$ 3,756	\$ 38,200	\$ 38,200	\$ 19,955	\$ (0)	52.24%
Capital	\$ -	\$ 99,272	\$ 99,272	\$ 21,545	\$ -	21.70%
Transfers Out	\$ -	\$ 31,282	\$ 31,282	\$ 31,282	\$ -	100.00%
354 Mass Vaccination Fund	\$ -	\$ 167,604	\$ 167,604	\$ 5,951	\$ -	3.55%
Contractual Services	\$ -	\$ 44,000	\$ 44,000	\$ 2,256	\$ -	5.13%
Commodities	\$ -	\$ 113,604	\$ 113,604	\$ 3,695	\$ -	3.25%
Capital	\$ -	\$ 10,000	\$ 10,000	\$ -	\$ -	0.00%
385 IL Counties Information Mgmt	\$ 1,349	\$ 4,001	\$ 4,001	\$ 2,801	\$ -	70.02%
Contractual Services	\$ 1,349	\$ 4,001	\$ 4,001	\$ 2,801	\$ -	70.02%
390 Web Technical Services	\$ 40,939	\$ 365,931	\$ 365,931	\$ 365,916	\$ (0)	100.00%
Contractual Services	\$ 40,939	\$ 365,931	\$ 365,931	\$ 365,916	\$ (0)	100.00%

Kane County Expenditure Report - Detail
Through November 30, 2022 (100.0% YTD, 100.00% Payroll Expense through Pay Period Ending 11/26/2022)
DRAFT

	Current Month Transactions	Total Amended Budget	Total Amended Budget excluding Net Income	YTD Actual Transactions	YTD Encumbrances	Total % Used
080 Building Management	\$ 1,008,173	\$ 6,495,347	\$ 6,495,347	\$ 5,582,604	\$ (0)	85.95%
001 General Fund	\$ 1,007,752	\$ 6,253,247	\$ 6,253,247	\$ 5,552,935	\$ (0)	88.80%
Personnel Services- Salaries & Wages	\$ 111,855	\$ 1,432,990	\$ 1,432,990	\$ 1,259,674	\$ -	87.91%
Personnel Services- Employee Benefits	\$ 18,754	\$ 408,369	\$ 408,369	\$ 212,401	\$ -	52.01%
Contractual Services	\$ 641,601	\$ 2,258,326	\$ 2,258,326	\$ 2,458,862	\$ (0)	108.88%
Commodities	\$ 235,542	\$ 2,153,562	\$ 2,153,562	\$ 1,621,997	\$ 0	75.32%
354 Mass Vaccination Fund	\$ 422	\$ 242,100	\$ 242,100	\$ 29,669	\$ -	12.25%
Contractual Services	\$ 422	\$ 142,100	\$ 142,100	\$ 29,669	\$ -	20.88%
Commodities	\$ -	\$ 100,000	\$ 100,000	\$ -	\$ -	0.00%
120 Human Resource Management	\$ 328,554	\$ 4,496,573	\$ 4,496,573	\$ 3,710,258	\$ -	82.51%
001 General Fund	\$ 21,243	\$ 331,440	\$ 331,440	\$ 205,373	\$ -	61.96%
Personnel Services- Salaries & Wages	\$ 15,766	\$ 205,615	\$ 205,615	\$ 160,097	\$ -	77.86%
Personnel Services- Employee Benefits	\$ 3,833	\$ 55,325	\$ 55,325	\$ 29,810	\$ -	53.88%
Contractual Services	\$ 1,020	\$ 63,600	\$ 63,600	\$ 10,471	\$ -	16.46%
Commodities	\$ 624	\$ 6,900	\$ 6,900	\$ 4,995	\$ -	72.39%
010 Insurance Liability	\$ 307,311	\$ 4,164,049	\$ 4,164,049	\$ 3,503,841	\$ -	84.15%
Personnel Services- Salaries & Wages	\$ 12,437	\$ 137,077	\$ 137,077	\$ 133,016	\$ -	97.04%
Personnel Services- Employee Benefits	\$ 3,148	\$ 35,959	\$ 35,959	\$ 31,488	\$ -	87.57%
Contractual Services	\$ 269,067	\$ 3,964,738	\$ 3,964,738	\$ 3,313,104	\$ -	83.56%
Capital	\$ 22,659	\$ 22,700	\$ 22,700	\$ 22,659	\$ -	99.82%
Transfers Out	\$ -	\$ 3,575	\$ 3,575	\$ 3,575	\$ -	100.00%
246 Employee Events Fund	\$ -	\$ 1,084	\$ 1,084	\$ 1,044	\$ -	96.30%
Commodities	\$ -	\$ 1,084	\$ 1,084	\$ 1,044	\$ -	96.30%
140 County Auditor	\$ 21,061	\$ 298,372	\$ 298,372	\$ 256,907	\$ -	86.10%
001 General Fund	\$ 21,061	\$ 298,372	\$ 298,372	\$ 256,907	\$ -	86.10%
Personnel Services- Salaries & Wages	\$ 17,703	\$ 247,522	\$ 247,522	\$ 232,282	\$ -	93.84%
Personnel Services- Employee Benefits	\$ 924	\$ 29,958	\$ 29,958	\$ 11,050	\$ -	36.88%
Contractual Services	\$ 1,684	\$ 19,617	\$ 19,617	\$ 12,305	\$ -	62.72%
Commodities	\$ 750	\$ 1,275	\$ 1,275	\$ 1,271	\$ -	99.71%

Kane County Expenditure Report - Detail
Through November 30, 2022 (100.0% YTD, 100.00% Payroll Expense through Pay Period Ending 11/26/2022)
DRAFT

	Current Month Transactions	Total Amended Budget	Total Amended Budget excluding Net Income	YTD Actual Transactions	YTD Encumbrances	Total % Used
150 Treasurer/Collector	\$ 202,826	\$ 1,158,218	\$ 1,134,603	\$ 985,515	\$ 0	86.86%
001 General Fund	\$ 106,311	\$ 913,508	\$ 889,893	\$ 889,000	\$ 0	99.90%
Personnel Services- Salaries & Wages	\$ 52,447	\$ 679,380	\$ 679,380	\$ 679,309	\$ -	99.99%
Personnel Services- Employee Benefits	\$ 11,227	\$ 130,733	\$ 130,733	\$ 130,615	\$ -	99.91%
Contractual Services	\$ 40,551	\$ 65,200	\$ 65,200	\$ 64,696	\$ -	99.23%
Commodities	\$ 2,086	\$ 14,580	\$ 14,580	\$ 14,380	\$ 0	98.63%
Contingency and Other	\$ -	\$ 23,615	\$ -	\$ -	\$ -	N/A
150 Tax Sale Automation	\$ -	\$ 148,195	\$ 148,195	\$ -	\$ (0)	0.00%
Personnel Services- Salaries & Wages	\$ -	\$ 35,000	\$ 35,000	\$ -	\$ -	0.00%
Personnel Services- Employee Benefits	\$ -	\$ 2,680	\$ 2,680	\$ -	\$ -	0.00%
Contractual Services	\$ -	\$ 67,015	\$ 67,015	\$ -	\$ -	0.00%
Commodities	\$ -	\$ 10,000	\$ 10,000	\$ -	\$ -	0.00%
Capital	\$ -	\$ 33,500	\$ 33,500	\$ -	\$ (0)	0.00%
268 Sale & Error	\$ 96,515	\$ 96,515	\$ 96,515	\$ 96,515	\$ -	100.00%
Transfers Out	\$ 96,515	\$ 96,515	\$ 96,515	\$ 96,515	\$ -	100.00%
170 Supervisor of Assessments	\$ 87,154	\$ 1,276,263	\$ 1,276,263	\$ 1,142,953	\$ -	89.55%
001 General Fund	\$ 87,154	\$ 1,276,263	\$ 1,276,263	\$ 1,142,953	\$ -	89.55%
Personnel Services- Salaries & Wages	\$ 65,035	\$ 892,925	\$ 892,925	\$ 848,964	\$ -	95.08%
Personnel Services- Employee Benefits	\$ 17,653	\$ 261,238	\$ 261,238	\$ 230,109	\$ -	88.08%
Contractual Services	\$ 1,232	\$ 101,700	\$ 101,700	\$ 51,306	\$ -	50.45%
Commodities	\$ 3,234	\$ 20,400	\$ 20,400	\$ 12,573	\$ (0)	61.63%

Kane County Expenditure Report - Detail
Through November 30, 2022 (100.0% YTD, 100.00% Payroll Expense through Pay Period Ending 11/26/2022)
DRAFT

	Current Month Transactions	Total Amended Budget	Total Amended Budget excluding Net Income	YTD Actual Transactions	YTD Encumbrances	Total % Used
190 County Clerk	\$ 656,806	\$ 5,279,199	\$ 5,152,954	\$ 4,763,324	\$ 0	92.44%
001 General Fund	\$ 637,911	\$ 4,108,578	\$ 4,108,578	\$ 4,086,984	\$ 0	99.47%
Personnel Services- Salaries & Wages	\$ 476,609	\$ 2,715,945	\$ 2,715,945	\$ 2,568,450	\$ -	94.57%
Personnel Services- Employee Benefits	\$ 24,479	\$ 298,029	\$ 298,029	\$ 287,423	\$ -	96.44%
Contractual Services	\$ 82,768	\$ 819,086	\$ 819,086	\$ 955,593	\$ -	116.67%
Commodities	\$ 54,056	\$ 275,518	\$ 275,518	\$ 275,518	\$ 0	100.00%
160 Vital Records Automation	\$ 18,895	\$ 320,621	\$ 194,376	\$ 177,141	\$ -	91.13%
Personnel Services- Salaries & Wages	\$ 3,450	\$ 40,684	\$ 40,684	\$ 43,966	\$ -	108.07%
Personnel Services- Employee Benefits	\$ 799	\$ 9,754	\$ 9,754	\$ 10,059	\$ -	103.12%
Contractual Services	\$ 6,915	\$ 32,113	\$ 32,113	\$ 17,414	\$ -	54.23%
Commodities	\$ -	\$ 6,045	\$ 6,045	\$ -	\$ -	0.00%
Contingency and Other	\$ -	\$ 126,245	\$ -	\$ -	\$ -	N/A
Capital	\$ 7,732	\$ 29,900	\$ 29,900	\$ 29,822	\$ -	99.74%
Transfers Out	\$ -	\$ 75,880	\$ 75,880	\$ 75,880	\$ -	100.00%
161 Election Equipment Fund	\$ -	\$ 850,000	\$ 850,000	\$ 499,200	\$ -	58.73%
Commodities	\$ -	\$ 850,000	\$ 850,000	\$ 499,200	\$ -	58.73%
210 Recorder	\$ 150,648	\$ 2,306,605	\$ 2,306,605	\$ 1,826,433	\$ -	79.18%
001 General Fund	\$ 64,882	\$ 821,613	\$ 821,613	\$ 665,768	\$ -	81.03%
Personnel Services- Salaries & Wages	\$ 54,650	\$ 671,000	\$ 671,000	\$ 555,114	\$ -	82.73%
Personnel Services- Employee Benefits	\$ 9,949	\$ 146,493	\$ 146,493	\$ 107,679	\$ -	73.50%
Contractual Services	\$ 67	\$ 2,050	\$ 2,050	\$ 1,358	\$ -	66.25%
Commodities	\$ 217	\$ 2,070	\$ 2,070	\$ 1,617	\$ -	78.11%
170 Recorder's Automation	\$ 85,765	\$ 1,484,992	\$ 1,484,992	\$ 1,160,665	\$ -	78.16%
Personnel Services- Salaries & Wages	\$ 9,717	\$ 216,463	\$ 216,463	\$ 131,099	\$ -	60.56%
Personnel Services- Employee Benefits	\$ 2,350	\$ 96,412	\$ 96,412	\$ 39,215	\$ -	40.67%
Contractual Services	\$ 72,714	\$ 491,885	\$ 491,885	\$ 468,478	\$ -	95.24%
Commodities	\$ 985	\$ 187,932	\$ 187,932	\$ 29,585	\$ -	15.74%
Capital	\$ -	\$ 492,300	\$ 492,300	\$ 492,289	\$ -	100.00%

Kane County Expenditure Report - Detail
Through November 30, 2022 (100.0% YTD, 100.00% Payroll Expense through Pay Period Ending 11/26/2022)
DRAFT

	Current Month Transactions	Total Amended Budget	Total Amended Budget excluding Net Income	YTD Actual Transactions	YTD Encumbrances	Total % Used
230 Regional Office of Education	\$ 41,469	\$ 413,531	\$ 413,531	\$ 411,252	\$ -	99.45%
001 General Fund	\$ 41,469	\$ 413,531	\$ 413,531	\$ 411,252	\$ -	99.45%
Personnel Services- Salaries & Wages	\$ 35,675	\$ 310,090	\$ 310,090	\$ 337,158	\$ -	108.73%
Personnel Services- Employee Benefits	\$ 5,793	\$ 98,866	\$ 98,866	\$ 74,094	\$ -	74.94%
Contractual Services	\$ -	\$ 4,575	\$ 4,575	\$ -	\$ -	0.00%
240 Judiciary and Courts	\$ 435,567	\$ 3,845,599	\$ 3,838,249	\$ 3,690,043	\$ -	96.14%
001 General Fund	\$ 409,373	\$ 3,626,304	\$ 3,626,304	\$ 3,523,837	\$ -	97.17%
Personnel Services- Salaries & Wages	\$ 163,194	\$ 1,818,871	\$ 1,818,871	\$ 1,695,748	\$ -	93.23%
Personnel Services- Employee Benefits	\$ 32,741	\$ 477,533	\$ 477,533	\$ 385,244	\$ -	80.67%
Contractual Services	\$ 189,207	\$ 1,232,650	\$ 1,232,650	\$ 1,345,647	\$ -	109.17%
Commodities	\$ 24,231	\$ 97,250	\$ 97,250	\$ 97,198	\$ -	99.95%
195 Children's Waiting Room	\$ 25,187	\$ 137,755	\$ 137,755	\$ 135,394	\$ -	98.29%
Contractual Services	\$ 19,187	\$ 125,355	\$ 125,355	\$ 123,033	\$ -	98.15%
Commodities	\$ -	\$ 400	\$ 400	\$ 361	\$ -	90.23%
Transfers Out	\$ 6,000	\$ 12,000	\$ 12,000	\$ 12,000	\$ -	100.00%
196 D.U.I.	\$ -	\$ 12,580	\$ 5,230	\$ -	\$ -	0.00%
Contractual Services	\$ -	\$ 5,230	\$ 5,230	\$ -	\$ -	0.00%
Contingency and Other	\$ -	\$ 7,350	\$ -	\$ -	\$ -	N/A
197 Foreclosure Mediation Fund	\$ 650	\$ 58,590	\$ 58,590	\$ 20,900	\$ -	35.67%
Contractual Services	\$ 650	\$ 56,590	\$ 56,590	\$ 20,900	\$ -	36.93%
Commodities	\$ -	\$ 2,000	\$ 2,000	\$ -	\$ -	0.00%
492 Marriage Fees	\$ 358	\$ 10,370	\$ 10,370	\$ 9,912	\$ -	95.58%
Contractual Services	\$ -	\$ 9,395	\$ 9,395	\$ 9,395	\$ -	100.00%
Commodities	\$ 358	\$ 975	\$ 975	\$ 517	\$ -	53.03%

Kane County Expenditure Report - Detail
Through November 30, 2022 (100.0% YTD, 100.00% Payroll Expense through Pay Period Ending 11/26/2022)
DRAFT

	Current Month Transactions	Total Amended Budget	Total Amended Budget excluding Net Income	YTD Actual Transactions	YTD Encumbrances	Total % Used
250 Circuit Clerk	\$ 569,725	\$ 7,999,436	\$ 7,933,936	\$ 6,031,580	\$ -	76.02%
001 General Fund	\$ 321,392	\$ 4,182,284	\$ 4,182,284	\$ 3,668,282	\$ -	87.71%
Personnel Services- Salaries & Wages	\$ 248,656	\$ 3,062,259	\$ 3,062,259	\$ 2,855,446	\$ -	93.25%
Personnel Services- Employee Benefits	\$ 61,208	\$ 948,632	\$ 948,632	\$ 739,414	\$ -	77.95%
Contractual Services	\$ 5,389	\$ 104,172	\$ 104,172	\$ 46,907	\$ -	45.03%
Commodities	\$ 6,139	\$ 61,580	\$ 61,580	\$ 20,873	\$ -	33.90%
Transfers Out	\$ -	\$ 5,641	\$ 5,641	\$ 5,641	\$ -	100.00%
200 Court Automation	\$ 67,152	\$ 1,290,154	\$ 1,290,154	\$ 748,568	\$ -	58.02%
Personnel Services- Salaries & Wages	\$ 21,028	\$ 552,557	\$ 552,557	\$ 407,642	\$ -	73.77%
Personnel Services- Employee Benefits	\$ 9,805	\$ 242,967	\$ 242,967	\$ 162,442	\$ -	66.86%
Contractual Services	\$ 9,295	\$ 244,563	\$ 244,563	\$ 149,551	\$ -	61.15%
Commodities	\$ 1,887	\$ 114,430	\$ 114,430	\$ 3,796	\$ -	3.32%
Capital	\$ -	\$ 110,500	\$ 110,500	\$ -	\$ -	0.00%
Transfers Out	\$ 25,137	\$ 25,137	\$ 25,137	\$ 25,137	\$ -	100.00%
201 Court Document Storage	\$ 90,845	\$ 1,311,614	\$ 1,311,614	\$ 891,297	\$ -	67.95%
Personnel Services- Salaries & Wages	\$ 37,153	\$ 669,014	\$ 669,014	\$ 554,870	\$ -	82.94%
Personnel Services- Employee Benefits	\$ 16,595	\$ 319,245	\$ 319,245	\$ 206,849	\$ -	64.79%
Contractual Services	\$ 609	\$ 235,046	\$ 235,046	\$ 78,290	\$ -	33.31%
Commodities	\$ 180	\$ 52,000	\$ 52,000	\$ 14,979	\$ -	28.81%
Transfers Out	\$ 36,309	\$ 36,309	\$ 36,309	\$ 36,309	\$ -	100.00%
202 Child Support	\$ 26,273	\$ 291,012	\$ 291,012	\$ 159,387	\$ -	54.77%
Personnel Services- Salaries & Wages	\$ 11,169	\$ 169,940	\$ 169,940	\$ 96,313	\$ -	56.67%
Personnel Services- Employee Benefits	\$ 3,932	\$ 93,195	\$ 93,195	\$ 42,097	\$ -	45.17%
Contractual Services	\$ -	\$ 16,405	\$ 16,405	\$ 9,805	\$ -	59.77%
Commodities	\$ -	\$ 300	\$ 300	\$ -	\$ -	0.00%
Transfers Out	\$ 11,172	\$ 11,172	\$ 11,172	\$ 11,172	\$ -	100.00%

Kane County Expenditure Report - Detail
Through November 30, 2022 (100.0% YTD, 100.00% Payroll Expense through Pay Period Ending 11/26/2022)
DRAFT

	Current Month Transactions	Total Amended Budget	Total Amended Budget excluding Net Income	YTD Actual Transactions	YTD Encumbrances	Total % Used
203 Circuit Clerk Admin Services	\$ 54,823	\$ 513,135	\$ 513,135	\$ 378,952	\$ -	73.85%
Personnel Services- Salaries & Wages	\$ 30,168	\$ 345,138	\$ 345,138	\$ 263,939	\$ -	76.47%
Personnel Services- Employee Benefits	\$ 8,840	\$ 95,539	\$ 95,539	\$ 72,236	\$ -	75.61%
Contractual Services	\$ 1,622	\$ 38,043	\$ 38,043	\$ 23,097	\$ -	60.71%
Commodities	\$ 229	\$ 20,450	\$ 20,450	\$ 5,716	\$ -	27.95%
Transfers Out	\$ 13,965	\$ 13,965	\$ 13,965	\$ 13,965	\$ -	100.00%
204 Circuit Clk Electronic Citation	\$ 9,240	\$ 335,737	\$ 335,737	\$ 185,095	\$ -	55.13%
Personnel Services- Salaries & Wages	\$ 493	\$ 216,288	\$ 216,288	\$ 114,471	\$ -	52.93%
Personnel Services- Employee Benefits	\$ 63	\$ 83,817	\$ 83,817	\$ 46,490	\$ -	55.47%
Contractual Services	\$ 52	\$ 25,481	\$ 25,481	\$ 14,771	\$ -	57.97%
Commodities	\$ 253	\$ 1,772	\$ 1,772	\$ 982	\$ -	55.44%
Transfers Out	\$ 8,379	\$ 8,379	\$ 8,379	\$ 8,379	\$ -	100.00%
205 Circuit Ct Clerk Op and Admin	\$ -	\$ 75,500	\$ 10,000	\$ -	\$ -	0.00%
Commodities	\$ -	\$ 10,000	\$ 10,000	\$ -	\$ -	0.00%
Contingency and Other	\$ -	\$ 65,500	\$ -	\$ -	\$ -	N/A
300 State's Attorney	\$ 1,107,454	\$ 14,891,400	\$ 14,691,557	\$ 12,538,468	\$ 0	85.34%
001 General Fund	\$ 746,029	\$ 8,726,559	\$ 8,726,559	\$ 8,261,323	\$ 0	94.67%
Personnel Services- Salaries & Wages	\$ 570,115	\$ 6,110,655	\$ 6,110,655	\$ 6,497,499	\$ -	106.33%
Personnel Services- Employee Benefits	\$ 105,607	\$ 1,952,161	\$ 1,952,161	\$ 1,201,182	\$ -	61.53%
Contractual Services	\$ 16,825	\$ 387,916	\$ 387,916	\$ 286,849	\$ -	73.95%
Commodities	\$ 53,483	\$ 237,327	\$ 237,327	\$ 237,294	\$ (0)	99.99%
Transfers Out	\$ -	\$ 38,500	\$ 38,500	\$ 38,500	\$ -	100.00%
010 Insurance Liability	\$ 138,354	\$ 1,973,682	\$ 1,973,682	\$ 1,550,568	\$ -	78.56%
Personnel Services- Salaries & Wages	\$ 83,109	\$ 1,057,993	\$ 1,057,993	\$ 985,223	\$ -	93.12%
Personnel Services- Employee Benefits	\$ 26,933	\$ 478,752	\$ 478,752	\$ 334,653	\$ -	69.90%
Contractual Services	\$ 26,810	\$ 429,137	\$ 429,137	\$ 227,840	\$ -	53.09%
Commodities	\$ 1,501	\$ 7,800	\$ 7,800	\$ 2,852	\$ -	36.57%

Kane County Expenditure Report - Detail
Through November 30, 2022 (100.0% YTD, 100.00% Payroll Expense through Pay Period Ending 11/26/2022)
DRAFT

	Current Month Transactions	Total Amended Budget	Total Amended Budget excluding Net Income	YTD Actual Transactions	YTD Encumbrances	Total % Used
220 Title IV-D	\$ 54,296	\$ 894,540	\$ 894,540	\$ 676,579	\$ -	75.63%
Personnel Services- Salaries & Wages	\$ 40,148	\$ 588,999	\$ 588,999	\$ 474,117	\$ -	80.50%
Personnel Services- Employee Benefits	\$ 14,148	\$ 260,020	\$ 260,020	\$ 167,810	\$ -	64.54%
Contractual Services	\$ -	\$ 40,521	\$ 40,521	\$ 32,182	\$ -	79.42%
Commodities	\$ -	\$ 5,000	\$ 5,000	\$ 2,471	\$ -	49.43%
221 Drug Prosecution	\$ 30,018	\$ 461,696	\$ 461,696	\$ 309,061	\$ -	66.94%
Personnel Services- Salaries & Wages	\$ 21,670	\$ 304,619	\$ 304,619	\$ 218,631	\$ -	71.77%
Personnel Services- Employee Benefits	\$ 7,680	\$ 136,962	\$ 136,962	\$ 67,741	\$ -	49.46%
Contractual Services	\$ 668	\$ 17,436	\$ 17,436	\$ 22,689	\$ -	130.13%
Commodities	\$ -	\$ 2,679	\$ 2,679	\$ -	\$ -	0.00%
222 Victim Coordinator Services	\$ 11,818	\$ 186,328	\$ 131,593	\$ 125,702	\$ -	95.52%
Personnel Services- Salaries & Wages	\$ 8,729	\$ 87,822	\$ 87,822	\$ 83,700	\$ -	95.31%
Personnel Services- Employee Benefits	\$ 3,089	\$ 38,010	\$ 38,010	\$ 37,118	\$ -	97.65%
Contractual Services	\$ -	\$ 5,761	\$ 5,761	\$ 4,884	\$ -	84.77%
Contingency and Other	\$ -	\$ 54,735	\$ -	\$ -	\$ -	N/A
223 Domestic Violence	\$ 22,229	\$ 336,813	\$ 336,383	\$ 271,075	\$ -	80.59%
Personnel Services- Salaries & Wages	\$ 13,241	\$ 214,617	\$ 214,617	\$ 169,145	\$ -	78.81%
Personnel Services- Employee Benefits	\$ 8,477	\$ 101,310	\$ 101,310	\$ 87,309	\$ -	86.18%
Contractual Services	\$ 512	\$ 18,841	\$ 18,841	\$ 14,621	\$ -	77.60%
Commodities	\$ -	\$ 1,615	\$ 1,615	\$ -	\$ -	0.00%
Contingency and Other	\$ -	\$ 430	\$ -	\$ -	\$ -	N/A
225 Auto Theft Task Force	\$ -	\$ 339	\$ -	\$ -	\$ -	N/A
Contingency and Other	\$ -	\$ 339	\$ -	\$ -	\$ -	N/A
226 Weed and Seed	\$ -	\$ 129	\$ -	\$ -	\$ -	N/A
Contingency and Other	\$ -	\$ 129	\$ -	\$ -	\$ -	N/A

Kane County Expenditure Report - Detail
Through November 30, 2022 (100.0% YTD, 100.00% Payroll Expense through Pay Period Ending 11/26/2022)
DRAFT

	Current Month Transactions	Total Amended Budget	Total Amended Budget excluding Net Income	YTD Actual Transactions	YTD Encumbrances	Total % Used
230 Child Advocacy Center	\$ 98,135	\$ 1,747,782	\$ 1,620,215	\$ 1,237,132	\$ (0)	76.36%
Personnel Services- Salaries & Wages	\$ 58,237	\$ 999,909	\$ 999,909	\$ 808,811	\$ -	80.89%
Personnel Services- Employee Benefits	\$ 21,817	\$ 440,313	\$ 440,313	\$ 284,256	\$ -	64.56%
Contractual Services	\$ 7,697	\$ 143,971	\$ 143,971	\$ 108,137	\$ -	75.11%
Commodities	\$ 10,384	\$ 36,022	\$ 36,022	\$ 35,928	\$ -	99.74%
Contingency and Other	\$ -	\$ 127,567	\$ -	\$ -	\$ -	N/A
231 Equitable Sharing Program	\$ -	\$ 55,000	\$ 55,000	\$ -	\$ -	0.00%
Contractual Services	\$ -	\$ 20,000	\$ 20,000	\$ -	\$ -	0.00%
Commodities	\$ -	\$ 35,000	\$ 35,000	\$ -	\$ -	0.00%
232 State's Atty Records Automation	\$ 3,892	\$ 110,522	\$ 93,879	\$ 55,725	\$ -	59.36%
Personnel Services- Salaries & Wages	\$ 2,852	\$ 36,186	\$ 36,186	\$ 33,771	\$ -	93.33%
Personnel Services- Employee Benefits	\$ 1,040	\$ 9,804	\$ 9,804	\$ 12,144	\$ -	123.87%
Contractual Services	\$ -	\$ 1,189	\$ 1,189	\$ 1,189	\$ -	100.00%
Commodities	\$ -	\$ 46,700	\$ 46,700	\$ 8,621	\$ -	18.46%
Contingency and Other	\$ -	\$ 16,643	\$ -	\$ -	\$ -	N/A
233 Bad Check Restitution	\$ -	\$ 25,000	\$ 25,000	\$ -	\$ -	0.00%
Contractual Services	\$ -	\$ 25,000	\$ 25,000	\$ -	\$ -	0.00%
234 Drug Asset Forfeiture	\$ -	\$ 85,000	\$ 85,000	\$ -	\$ -	0.00%
Contractual Services	\$ -	\$ 85,000	\$ 85,000	\$ -	\$ -	0.00%

Kane County Expenditure Report - Detail
Through November 30, 2022 (100.0% YTD, 100.00% Payroll Expense through Pay Period Ending 11/26/2022)
DRAFT

	Current Month Transactions	Total Amended Budget	Total Amended Budget excluding Net Income	YTD Actual Transactions	YTD Encumbrances	Total % Used
235 State's Attorney Employee Events	\$ -	\$ 10	\$ 10	\$ -	\$ -	0.00%
Commodities	\$ -	\$ 10	\$ 10	\$ -	\$ -	0.00%
236 Child Advocacy Advisory Board	\$ -	\$ 26,000	\$ 26,000	\$ -	\$ -	0.00%
Commodities	\$ -	\$ 26,000	\$ 26,000	\$ -	\$ -	0.00%
237 Money Laundering - State's Atty	\$ -	\$ 175,000	\$ 175,000	\$ -	\$ -	0.00%
Contractual Services	\$ -	\$ 155,000	\$ 155,000	\$ -	\$ -	0.00%
Commodities	\$ -	\$ 20,000	\$ 20,000	\$ -	\$ -	0.00%
490 Kane County Law Enforcement	\$ 2,683	\$ 87,000	\$ 87,000	\$ 51,304	\$ -	58.97%
Personnel Services- Salaries & Wages	\$ 1,725	\$ -	\$ -	\$ 11,063	\$ -	N/A
Personnel Services- Employee Benefits	\$ 129	\$ -	\$ -	\$ 829	\$ -	N/A
Contractual Services	\$ 829	\$ 87,000	\$ 87,000	\$ 39,413	\$ -	45.30%
360 Public Defender	\$ 358,781	\$ 4,633,863	\$ 4,633,863	\$ 4,277,371	\$ -	92.31%
001 General Fund	\$ 358,781	\$ 4,632,863	\$ 4,632,863	\$ 4,277,371	\$ -	92.33%
Personnel Services- Salaries & Wages	\$ 278,397	\$ 3,693,140	\$ 3,693,140	\$ 3,507,808	\$ -	94.98%
Personnel Services- Employee Benefits	\$ 54,330	\$ 761,960	\$ 761,960	\$ 658,473	\$ -	86.42%
Contractual Services	\$ 15,374	\$ 101,935	\$ 101,935	\$ 43,071	\$ -	42.25%
Commodities	\$ 10,681	\$ 75,828	\$ 75,828	\$ 68,019	\$ -	89.70%
244 Public Defender Rec Automation	\$ -	\$ 1,000	\$ 1,000	\$ -	\$ -	0.00%
Contractual Services	\$ -	\$ 1,000	\$ 1,000	\$ -	\$ -	0.00%
370 Law Library	\$ 42,012	\$ 331,909	\$ 331,909	\$ 331,129	\$ -	99.76%
250 Law Library	\$ 42,012	\$ 331,909	\$ 331,909	\$ 331,129	\$ -	99.76%
Personnel Services- Salaries & Wages	\$ 6,616	\$ 115,914	\$ 115,914	\$ 115,903	\$ -	99.99%
Personnel Services- Employee Benefits	\$ 1,799	\$ 37,007	\$ 37,007	\$ 30,830	\$ -	83.31%
Contractual Services	\$ 5,407	\$ 25,883	\$ 25,883	\$ 31,357	\$ -	121.15%
Commodities	\$ 28,190	\$ 147,520	\$ 147,520	\$ 147,454	\$ -	99.95%
Transfers Out	\$ -	\$ 5,585	\$ 5,585	\$ 5,585	\$ -	100.00%
380 Sheriff	\$ 4,568,004	\$ 41,276,703	\$ 39,529,207	\$ 38,461,875	\$ 0	97.30%
001 General Fund	\$ 4,374,996	\$ 37,233,752	\$ 37,233,752	\$ 36,895,609	\$ 0	99.09%
Personnel Services- Salaries & Wages	\$ 2,521,173	\$ 27,196,353	\$ 27,196,353	\$ 26,352,764	\$ -	96.90%
Personnel Services- Employee Benefits	\$ 493,802	\$ 5,089,173	\$ 5,089,173	\$ 4,228,994	\$ -	83.10%
Contractual Services	\$ 1,128,325	\$ 3,399,678	\$ 3,399,678	\$ 3,765,678	\$ -	110.77%
Commodities	\$ 231,696	\$ 1,832,628	\$ 1,832,628	\$ 1,832,253	\$ (0)	99.98%
Transfers Out	\$ -	\$ 715,920	\$ 715,920	\$ 715,920	\$ -	100.00%
Services	\$ -	\$ (1,000,000)	\$ (1,000,000)	\$ -	\$ -	0.00%

Kane County Expenditure Report - Detail
Through November 30, 2022 (100.0% YTD, 100.00% Payroll Expense through Pay Period Ending 11/26/2022)
DRAFT

	Current Month Transactions	Total Amended Budget	Total Amended Budget excluding Net Income	YTD Actual Transactions	YTD Encumbrances	Total % Used
128 Sheriff's Vehicle & Equipment	\$ 73,817	\$ 1,821,426	\$ 74,000	\$ 73,817	\$ -	99.75%
Contingency and Other	\$ -	\$ 1,747,426	\$ -	\$ -	\$ -	N/A
Capital	\$ 73,817	\$ 74,000	\$ 74,000	\$ 73,817	\$ -	99.75%
247 EMA Volunteer Fund	\$ 157	\$ 7,250	\$ 7,250	\$ 5,260	\$ -	72.55%
Contractual Services	\$ -	\$ 2,500	\$ 2,500	\$ 538	\$ -	21.51%
Commodities	\$ 157	\$ 4,750	\$ 4,750	\$ 4,722	\$ -	99.41%
248 KC Emergency Planning	\$ -	\$ 2,000	\$ 1,930	\$ -	\$ -	0.00%
Contractual Services	\$ -	\$ 1,050	\$ 1,050	\$ -	\$ -	0.00%
Commodities	\$ -	\$ 880	\$ 880	\$ -	\$ -	0.00%
Contingency and Other	\$ -	\$ 70	\$ -	\$ -	\$ -	N/A
249 Bomb Squad SWAT	\$ 1,514	\$ 31,592	\$ 31,592	\$ 23,165	\$ -	73.33%
Contractual Services	\$ -	\$ 1,000	\$ 1,000	\$ -	\$ -	0.00%
Commodities	\$ 1,514	\$ 30,592	\$ 30,592	\$ 23,165	\$ -	75.72%
251 Canteen Commission	\$ 26,945	\$ 440,376	\$ 440,376	\$ 615,279	\$ -	139.72%
Contractual Services	\$ 8,559	\$ 233,376	\$ 233,376	\$ 411,273	\$ -	176.23%
Commodities	\$ 18,386	\$ 207,000	\$ 207,000	\$ 204,006	\$ -	98.55%
252 Sheriff DEF Federal - DOJ	\$ -	\$ 45,000	\$ 45,000	\$ -	\$ -	0.00%
Contractual Services	\$ -	\$ 45,000	\$ 45,000	\$ -	\$ -	0.00%
253 County Sheriff DEF Local	\$ 962	\$ 473,300	\$ 473,300	\$ 30,939	\$ -	6.54%
Contractual Services	\$ -	\$ 40,000	\$ 40,000	\$ 1,643	\$ -	4.11%
Commodities	\$ 962	\$ 433,300	\$ 433,300	\$ 29,296	\$ -	6.76%
254 FATS	\$ 47	\$ 3,800	\$ 3,800	\$ 2,577	\$ -	67.83%
Contractual Services	\$ -	\$ 1,200	\$ 1,200	\$ -	\$ -	0.00%
Commodities	\$ 47	\$ 2,600	\$ 2,600	\$ 2,577	\$ -	99.13%

Kane County Expenditure Report - Detail
Through November 30, 2022 (100.0% YTD, 100.00% Payroll Expense through Pay Period Ending 11/26/2022)
DRAFT

	Current Month Transactions	Total Amended Budget	Total Amended Budget excluding Net Income	YTD Actual Transactions	YTD Encumbrances	Total % Used
255 K-9 Unit	\$ 1,907	\$ 49,300	\$ 49,300	\$ 48,271	\$ -	97.91%
Contractual Services	\$ 1,526	\$ 22,800	\$ 22,800	\$ 21,803	\$ -	95.63%
Commodities	\$ 381	\$ 26,500	\$ 26,500	\$ 26,468	\$ -	99.88%
256 Vehicle Maintenance/Purchase	\$ 57	\$ 6,000	\$ 6,000	\$ 981	\$ -	16.35%
Commodities	\$ 57	\$ 6,000	\$ 6,000	\$ 981	\$ -	16.35%
257 Sheriff DUI Fund	\$ 23,910	\$ 62,725	\$ 62,725	\$ 62,724	\$ -	100.00%
Contractual Services	\$ 2,354	\$ 7,649	\$ 7,649	\$ 7,648	\$ -	99.99%
Commodities	\$ 21,556	\$ 27,081	\$ 27,081	\$ 27,081	\$ -	100.00%
Capital	\$ -	\$ 27,995	\$ 27,995	\$ 27,995	\$ -	100.00%
258 Sheriffs Office Money Laundering	\$ -	\$ 5,000	\$ 5,000	\$ 125	\$ -	2.50%
Contractual Services	\$ -	\$ 5,000	\$ 5,000	\$ -	\$ -	0.00%
Commodities	\$ -	\$ -	\$ -	\$ 125	\$ -	N/A
259 Transportation Safety Highway HB	\$ -	\$ 10,000	\$ 10,000	\$ -	\$ -	0.00%
Personnel Services- Salaries & Wages	\$ -	\$ 10,000	\$ 10,000	\$ -	\$ -	0.00%
262 AJF Medical Cost	\$ 8,968	\$ 25,040	\$ 25,040	\$ 25,040	\$ -	100.00%
Contractual Services	\$ 8,968	\$ 25,040	\$ 25,040	\$ 25,040	\$ -	100.00%
263 Sheriff Civil Operations	\$ 3,213	\$ 73,500	\$ 73,500	\$ 72,408	\$ -	98.51%
Contractual Services	\$ 2,872	\$ 58,500	\$ 58,500	\$ 58,259	\$ -	99.59%
Commodities	\$ 340	\$ 15,000	\$ 15,000	\$ 14,140	\$ -	94.26%
Contingency and Other	\$ -	\$ -	\$ -	\$ 9	\$ -	N/A
264 Cannabis Regulation - Local	\$ 9,248	\$ 79,690	\$ 79,690	\$ 79,523	\$ -	99.79%
Contractual Services	\$ 1,000	\$ 23,900	\$ 23,900	\$ 23,811	\$ -	99.63%
Commodities	\$ 8,248	\$ 55,790	\$ 55,790	\$ 55,712	\$ -	99.86%
265 Sheriff DEF Federal - Treasury	\$ 13,802	\$ 260,000	\$ 260,000	\$ 257,234	\$ -	98.94%
Commodities	\$ 13,802	\$ 260,000	\$ 260,000	\$ 257,234	\$ -	98.94%
351 Kane Kares	\$ -	\$ 175,952	\$ 175,952	\$ -	\$ -	0.00%
Contractual Services	\$ -	\$ 175,952	\$ 175,952	\$ -	\$ -	0.00%

Kane County Expenditure Report - Detail
Through November 30, 2022 (100.0% YTD, 100.00% Payroll Expense through Pay Period Ending 11/26/2022)
DRAFT

	Current Month Transactions	Total Amended Budget	Total Amended Budget excluding Net Income	YTD Actual Transactions	YTD Encumbrances	Total % Used
354 Mass Vaccination Fund	\$ -	\$ 200,000	\$ 200,000	\$ -	\$ -	0.00%
Personnel Services- Salaries & Wages	\$ -	\$ 100,000	\$ 100,000	\$ -	\$ -	0.00%
Commodities	\$ -	\$ 100,000	\$ 100,000	\$ -	\$ -	0.00%
702 Sheriff's Detail Escrow	\$ 28,463	\$ 271,000	\$ 271,000	\$ 268,922	\$ -	99.23%
Contractual Services	\$ 28,463	\$ 271,000	\$ 271,000	\$ 268,922	\$ -	99.23%
420 Merit Commission	\$ 7,290	\$ 100,568	\$ 100,568	\$ 85,117	\$ -	84.64%
001 General Fund	\$ 7,290	\$ 100,568	\$ 100,568	\$ 85,117	\$ -	84.64%
Personnel Services- Salaries & Wages	\$ 4,430	\$ 76,801	\$ 76,801	\$ 63,575	\$ -	82.78%
Personnel Services- Employee Benefits	\$ 543	\$ 6,517	\$ 6,517	\$ 6,507	\$ -	99.85%
Contractual Services	\$ 1,935	\$ 16,550	\$ 16,550	\$ 14,410	\$ -	87.07%
Commodities	\$ 383	\$ 700	\$ 700	\$ 624	\$ -	89.19%
425 Kane Comm	\$ 245,221	\$ 2,423,804	\$ 2,423,804	\$ 2,388,077	\$ 0	98.53%
269 Kane Comm	\$ 245,221	\$ 2,423,804	\$ 2,423,804	\$ 2,388,077	\$ 0	98.53%
Personnel Services- Salaries & Wages	\$ 130,647	\$ 1,481,402	\$ 1,481,402	\$ 1,495,650	\$ -	100.96%
Personnel Services- Employee Benefits	\$ 37,815	\$ 512,694	\$ 512,694	\$ 463,523	\$ -	90.41%
Contractual Services	\$ 8,282	\$ 199,963	\$ 199,963	\$ 195,490	\$ -	97.76%
Commodities	\$ 68,478	\$ 121,300	\$ 121,300	\$ 124,970	\$ (0)	103.03%
Transfers Out	\$ -	\$ 108,445	\$ 108,445	\$ 108,445	\$ -	100.00%
430 Court Services	\$ 1,495,093	\$ 16,061,474	\$ 16,061,474	\$ 14,703,171	\$ -	91.54%
001 General Fund	\$ 1,309,504	\$ 13,666,157	\$ 13,666,157	\$ 13,185,913	\$ -	96.49%
Personnel Services- Salaries & Wages	\$ 867,952	\$ 9,983,585	\$ 9,983,585	\$ 9,821,756	\$ -	98.38%
Personnel Services- Employee Benefits	\$ 159,717	\$ 2,081,480	\$ 2,081,480	\$ 1,946,810	\$ -	93.53%
Contractual Services	\$ 161,011	\$ 1,094,714	\$ 1,094,714	\$ 939,896	\$ -	85.86%
Commodities	\$ 120,824	\$ 460,708	\$ 460,708	\$ 460,587	\$ -	99.97%
Capital	\$ -	\$ 45,670	\$ 45,670	\$ 16,864	\$ -	36.93%

Kane County Expenditure Report - Detail
Through November 30, 2022 (100.0% YTD, 100.00% Payroll Expense through Pay Period Ending 11/26/2022)
DRAFT

	Current Month Transactions	Total Amended Budget	Total Amended Budget excluding Net Income	YTD Actual Transactions	YTD Encumbrances	Total % Used
270 Probation Services	\$ 125,762	\$ 1,682,100	\$ 1,682,100	\$ 1,197,471	\$ -	71.19%
Contractual Services	\$ 124,743	\$ 1,256,595	\$ 1,256,595	\$ 775,101	\$ -	61.68%
Commodities	\$ 1,019	\$ 23,750	\$ 23,750	\$ 20,616	\$ -	86.80%
Capital	\$ -	\$ 28,405	\$ 28,405	\$ 28,404	\$ -	100.00%
Transfers Out	\$ -	\$ 373,350	\$ 373,350	\$ 373,350	\$ -	100.00%
271 Substance Abuse Screening	\$ 1,316	\$ 80,000	\$ 80,000	\$ 30,226	\$ -	37.78%
Contractual Services	\$ 1,316	\$ 75,000	\$ 75,000	\$ 30,122	\$ -	40.16%
Commodities	\$ -	\$ 5,000	\$ 5,000	\$ 104	\$ -	2.08%
273 Drug Court Special Resources	\$ 58,413	\$ 622,517	\$ 622,517	\$ 289,300	\$ -	46.47%
Contractual Services	\$ 55,897	\$ 602,817	\$ 602,817	\$ 279,891	\$ -	46.43%
Commodities	\$ 2,516	\$ 19,700	\$ 19,700	\$ 9,408	\$ -	47.76%
276 Probation Victim Services	\$ -	\$ 10,000	\$ 10,000	\$ -	\$ -	0.00%
Contractual Services	\$ -	\$ 10,000	\$ 10,000	\$ -	\$ -	0.00%
278 Juvenile Justice Donation Fund	\$ 97	\$ 700	\$ 700	\$ 262	\$ -	37.36%
Commodities	\$ 97	\$ 700	\$ 700	\$ 262	\$ -	37.36%
490 Coroner	\$ 315,712	\$ 1,750,170	\$ 1,750,170	\$ 1,713,340	\$ -	97.90%
001 General Fund	\$ 291,309	\$ 1,580,143	\$ 1,580,143	\$ 1,580,012	\$ -	99.99%
Personnel Services- Salaries & Wages	\$ 76,376	\$ 803,285	\$ 803,285	\$ 781,458	\$ -	97.28%
Personnel Services- Employee Benefits	\$ 15,536	\$ 189,898	\$ 189,898	\$ 181,642	\$ -	95.65%
Contractual Services	\$ 199,397	\$ 577,360	\$ 577,360	\$ 607,312	\$ -	105.19%
Commodities	\$ -	\$ 9,600	\$ 9,600	\$ 9,600	\$ -	100.00%
289 Coroner Administration	\$ 24,404	\$ 170,027	\$ 170,027	\$ 133,328	\$ -	78.42%
Contractual Services	\$ 9,386	\$ 41,800	\$ 41,800	\$ 31,084	\$ -	74.36%
Commodities	\$ 15,018	\$ 78,227	\$ 78,227	\$ 53,869	\$ -	68.86%
Capital	\$ -	\$ 50,000	\$ 50,000	\$ 48,375	\$ -	96.75%

Kane County Expenditure Report - Detail
Through November 30, 2022 (100.0% YTD, 100.00% Payroll Expense through Pay Period Ending 11/26/2022)
DRAFT

	Current Month Transactions	Total Amended Budget	Total Amended Budget excluding Net Income	YTD Actual Transactions	YTD Encumbrances	Total % Used
500 Animal Control	\$ 131,138	\$ 1,021,387	\$ 1,021,387	\$ 974,490	\$ 0	95.41%
290 Animal Control	\$ 131,138	\$ 1,021,387	\$ 1,021,387	\$ 974,490	\$ 0	95.41%
Personnel Services- Salaries & Wages	\$ 52,066	\$ 605,265	\$ 605,265	\$ 595,231	\$ -	98.34%
Personnel Services- Employee Benefits	\$ 11,111	\$ 167,291	\$ 167,291	\$ 130,521	\$ -	78.02%
Contractual Services	\$ 19,800	\$ 126,778	\$ 126,778	\$ 126,677	\$ -	99.92%
Commodities	\$ 17,441	\$ 91,334	\$ 91,334	\$ 91,343	\$ 0	100.01%
Transfers Out	\$ 30,719	\$ 30,719	\$ 30,719	\$ 30,719	\$ -	100.00%
520 Transportation	\$ 11,066,997	\$ 105,552,591	\$ 105,526,410	\$ 36,164,414	\$ 0	34.27%
300 County Highway	\$ 998,564	\$ 9,342,233	\$ 9,342,233	\$ 6,628,603	\$ (0)	70.95%
Personnel Services- Salaries & Wages	\$ 228,353	\$ 2,958,979	\$ 2,958,979	\$ 2,710,850	\$ -	91.61%
Personnel Services- Employee Benefits	\$ 75,037	\$ 975,726	\$ 975,726	\$ 889,793	\$ -	91.19%
Contractual Services	\$ 347,543	\$ 2,085,741	\$ 2,085,741	\$ 1,717,898	\$ (0)	82.36%
Commodities	\$ 130,313	\$ 786,700	\$ 786,700	\$ 611,509	\$ (0)	77.73%
Capital	\$ 217,319	\$ 2,362,499	\$ 2,362,499	\$ 525,965	\$ (0)	22.26%
Transfers Out	\$ -	\$ 172,588	\$ 172,588	\$ 172,588	\$ -	100.00%
301 County Bridge	\$ 134,618	\$ 445,000	\$ 445,000	\$ 444,359	\$ -	99.86%
Contractual Services	\$ 134,618	\$ 445,000	\$ 445,000	\$ 444,359	\$ -	99.86%
302 Motor Fuel Tax	\$ 959,409	\$ 30,911,128	\$ 30,911,128	\$ 6,324,076	\$ (0)	20.46%
Personnel Services- Salaries & Wages	\$ 215,927	\$ 2,756,169	\$ 2,756,169	\$ 2,475,105	\$ -	89.80%
Personnel Services- Employee Benefits	\$ 74,538	\$ 1,124,718	\$ 1,124,718	\$ 928,234	\$ -	82.53%
Contractual Services	\$ 207,341	\$ 9,708,814	\$ 9,708,814	\$ 1,483,673	\$ -	15%
Capital	\$ 461,604	\$ 17,229,258	\$ 17,229,258	\$ 1,344,895	\$ (0)	7.81%
Transfers Out	\$ -	\$ 92,169	\$ 92,169	\$ 92,169	\$ -	100.00%

Kane County Expenditure Report - Detail
Through November 30, 2022 (100.0% YTD, 100.00% Payroll Expense through Pay Period Ending 11/26/2022)
DRAFT

	Current Month Transactions	Total Amended Budget	Total Amended Budget excluding Net Income	YTD Actual Transactions	YTD Encumbrances	Total % Used
303 County Highway Matching	\$ -	\$ 88,248	\$ 88,248	\$ 81,146	\$ (0)	91.95%
Commodities	\$ -	\$ 88,248	\$ 88,248	\$ 81,146	\$ (0)	91.95%
304 Motor Fuel Local Option	\$ 3,741,116	\$ 14,188,500	\$ 14,188,500	\$ 11,208,752	\$ 0	79.00%
Contractual Services	\$ 3,585,959	\$ 11,553,000	\$ 11,553,000	\$ 9,378,978	\$ 0	81.18%
Commodities	\$ 155,157	\$ 2,340,500	\$ 2,340,500	\$ 1,795,361	\$ (0)	76.71%
Capital	\$ -	\$ 295,000	\$ 295,000	\$ 34,413	\$ 0	11.67%
305 Transportation Sales Tax	\$ 3,386,724	\$ 38,998,325	\$ 38,998,325	\$ 8,909,177	\$ 0	22.85%
Contractual Services	\$ 1,387,896	\$ 5,362,066	\$ 5,362,066	\$ 4,099,154	\$ 0	76.45%
Capital	\$ 1,998,828	\$ 32,672,264	\$ 32,672,264	\$ 3,846,028	\$ -	11.77%
Transfers Out	\$ -	\$ 963,995	\$ 963,995	\$ 963,995	\$ -	100.00%
515 Longmeadow Bond Construction	\$ -	\$ 636,842	\$ 636,842	\$ 115,263	\$ -	18.10%
Capital	\$ -	\$ 636,842	\$ 636,842	\$ 115,263	\$ -	18.10%
540 Transportation Capital	\$ 3,134	\$ 897,612	\$ 897,612	\$ 201,374	\$ (0)	22.43%
Contractual Services	\$ 3,134	\$ 201,508	\$ 201,508	\$ 201,374	\$ 0	99.93%
Capital	\$ -	\$ 696,104	\$ 696,104	\$ -	\$ -	0.00%
550 Aurora Area Impact Fees	\$ 10,000	\$ 712,000	\$ 712,000	\$ 10,000	\$ -	1.40%
Contractual Services	\$ -	\$ 100,000	\$ 100,000	\$ -	\$ -	0.00%
Capital	\$ -	\$ 570,000	\$ 570,000	\$ -	\$ -	0.00%
Transfers Out	\$ 10,000	\$ 42,000	\$ 42,000	\$ 10,000	\$ -	23.81%

Kane County Expenditure Report - Detail
Through November 30, 2022 (100.0% YTD, 100.00% Payroll Expense through Pay Period Ending 11/26/2022)
DRAFT

	Current Month Transactions	Total Amended Budget	Total Amended Budget excluding Net Income	YTD Actual Transactions	YTD Encumbrances	Total % Used
551 Campton Hills Impact Fees	\$ 2,500	\$ 43,500	\$ 43,500	\$ 2,500	\$ -	5.75%
Transfers Out	\$ 2,500	\$ 43,500	\$ 43,500	\$ 2,500	\$ -	5.75%
552 Greater Elgin Impact Fees	\$ 288,000	\$ 579,194	\$ 579,194	\$ 384,077	\$ -	66.31%
Capital	\$ 288,000	\$ 533,194	\$ 533,194	\$ 384,077	\$ -	72.03%
Transfers Out	\$ -	\$ 46,000	\$ 46,000	\$ -	\$ -	0.00%
553 Northwest Impact Fees	\$ 345,000	\$ 369,500	\$ 369,500	\$ 345,000	\$ -	93.37%
Capital	\$ 345,000	\$ 345,000	\$ 345,000	\$ 345,000	\$ -	100.00%
Transfers Out	\$ -	\$ 24,500	\$ 24,500	\$ -	\$ -	0.00%
554 Southwest Impact Fees	\$ 43,165	\$ 176,431	\$ 176,431	\$ 153,165	\$ -	86.81%
Capital	\$ -	\$ 110,000	\$ 110,000	\$ 110,000	\$ -	100.00%
Transfers Out	\$ 43,165	\$ 66,431	\$ 66,431	\$ 43,165	\$ -	64.98%
555 Tri-Cities Impact Fees	\$ 17,340	\$ 81,493	\$ 81,493	\$ 43,426	\$ (0)	53.29%
Contractual Services	\$ -	\$ 27,000	\$ 27,000	\$ 26,086	\$ -	96.61%
Transfers Out	\$ 17,340	\$ 54,493	\$ 54,493	\$ 17,340	\$ -	31.82%
556 Upper Fox Impact Fees	\$ 308,000	\$ 408,000	\$ 408,000	\$ 308,000	\$ -	75.49%
Capital	\$ 308,000	\$ 308,000	\$ 308,000	\$ 308,000	\$ -	100.00%
Transfers Out	\$ -	\$ 100,000	\$ 100,000	\$ -	\$ -	0.00%
557 West Central Impact Fees	\$ 2,000	\$ 42,100	\$ 42,100	\$ 2,000	\$ -	4.75%
Capital	\$ -	\$ 39,000	\$ 39,000	\$ -	\$ -	0.00%
Transfers Out	\$ 2,000	\$ 3,100	\$ 3,100	\$ 2,000	\$ -	64.52%
558 North Impact Fees	\$ 754,982	\$ 2,831,248	\$ 2,831,248	\$ 781,133	\$ (0)	27.59%
Contractual Services	\$ 7,482	\$ 900,000	\$ 900,000	\$ 31,153	\$ -	3.46%
Capital	\$ 710,000	\$ 1,893,748	\$ 1,893,748	\$ 712,480	\$ -	37.62%
Transfers Out	\$ 37,500	\$ 37,500	\$ 37,500	\$ 37,500	\$ -	100.00%
559 Central Impact Fees	\$ 36,914	\$ 2,109,000	\$ 2,109,000	\$ 42,086	\$ 0	2.00%
Contractual Services	\$ 16,914	\$ 23,000	\$ 23,000	\$ 22,086	\$ 0	96.02%
Capital	\$ -	\$ 2,066,000	\$ 2,066,000	\$ -	\$ -	0.00%
Transfers Out	\$ 20,000	\$ 20,000	\$ 20,000	\$ 20,000	\$ -	100.00%

Kane County Expenditure Report - Detail
Through November 30, 2022 (100.0% YTD, 100.00% Payroll Expense through Pay Period Ending 11/26/2022)
DRAFT

	Current Month Transactions	Total Amended Budget	Total Amended Budget excluding Net Income	YTD Actual Transactions	YTD Encumbrances	Total % Used
560 South Impact Fees	\$ 35,529	\$ 2,692,237	\$ 2,666,056	\$ 180,279	\$ (0)	6.76%
Contractual Services	\$ 15,529	\$ 16,000	\$ 16,000	\$ 15,529	\$ -	97.05%
Contingency and Other	\$ -	\$ 26,181	\$ -	\$ -	\$ -	N/A
Capital	\$ -	\$ 2,630,056	\$ 2,630,056	\$ 144,750	\$ -	5.50%
Transfers Out	\$ 20,000	\$ 20,000	\$ 20,000	\$ 20,000	\$ -	100.00%
580 Health	\$ 1,212,984	\$ 13,483,833	\$ 13,146,395	\$ 10,947,939	\$ (0)	83.28%
349 Opioid Settlement Fund	\$ -	\$ 337,438	\$ -	\$ -	\$ -	N/A
Contingency and Other	\$ -	\$ 337,438	\$ -	\$ -	\$ -	N/A
350 County Health	\$ 1,166,056	\$ 12,517,832	\$ 12,517,832	\$ 10,388,609	\$ (0)	82.99%
Personnel Services- Salaries & Wages	\$ 256,356	\$ 4,089,068	\$ 4,089,068	\$ 3,213,893	\$ -	78.60%
Personnel Services- Employee Benefits	\$ 85,705	\$ 1,409,463	\$ 1,409,463	\$ 1,081,988	\$ -	76.77%
Contractual Services	\$ 371,404	\$ 5,654,642	\$ 5,654,642	\$ 5,008,994	\$ 0	88.58%
Commodities	\$ 444,440	\$ 1,174,372	\$ 1,174,372	\$ 893,447	\$ (0)	76.08%
Transfers Out	\$ 8,151	\$ 190,287	\$ 190,287	\$ 190,287	\$ -	100.00%
351 Kane Kares	\$ 46,434	\$ 570,230	\$ 570,230	\$ 501,636	\$ (0)	87.97%
Personnel Services- Salaries & Wages	\$ 23,728	\$ 325,831	\$ 325,831	\$ 290,548	\$ -	89.17%
Personnel Services- Employee Benefits	\$ 9,463	\$ 124,026	\$ 124,026	\$ 114,720	\$ -	92.50%
Contractual Services	\$ 5,568	\$ 106,110	\$ 106,110	\$ 67,004	\$ -	63.15%
Commodities	\$ 7,675	\$ 300	\$ 300	\$ 15,401	\$ (0)	5,133.68%
Transfers Out	\$ -	\$ 13,963	\$ 13,963	\$ 13,963	\$ -	100.00%
354 Mass Vaccination Fund	\$ 493	\$ 58,333	\$ 58,333	\$ 57,694	\$ 0	98.90%
Contractual Services	\$ 114	\$ 58,333	\$ 58,333	\$ 41,987	\$ 0	71.98%
Commodities	\$ 379	\$ -	\$ -	\$ 15,707	\$ 0	N/A

Kane County Expenditure Report - Detail
Through November 30, 2022 (100.0% YTD, 100.00% Payroll Expense through Pay Period Ending 11/26/2022)
DRAFT

	Current Month Transactions	Total Amended Budget	Total Amended Budget excluding Net Income	YTD Actual Transactions	YTD Encumbrances	Total % Used
660 Veterans' Commission	\$ 25,016	\$ 349,293	\$ 349,293	\$ 309,930	\$ -	88.73%
380 Veterans' Commission	\$ 25,016	\$ 349,293	\$ 349,293	\$ 309,930	\$ -	88.73%
Personnel Services- Salaries & Wages	\$ 16,856	\$ 202,504	\$ 202,504	\$ 203,240	\$ -	100.36%
Personnel Services- Employee Benefits	\$ 6,669	\$ 92,108	\$ 92,108	\$ 80,767	\$ -	87.69%
Contractual Services	\$ 55	\$ 48,422	\$ 48,422	\$ 23,523	\$ -	48.58%
Commodities	\$ 1,437	\$ 6,259	\$ 6,259	\$ 2,401	\$ -	38.36%
670 Environmental Management	\$ 107,961	\$ 1,318,033	\$ 1,037,955	\$ 804,405	\$ 0	77.50%
001 General Fund	\$ 45,967	\$ 555,998	\$ 555,998	\$ 549,698	\$ -	98.87%
Personnel Services- Salaries & Wages	\$ 36,595	\$ 454,817	\$ 454,817	\$ 449,994	\$ -	98.94%
Personnel Services- Employee Benefits	\$ 8,047	\$ 95,315	\$ 95,315	\$ 94,867	\$ -	99.53%
Contractual Services	\$ 389	\$ 4,650	\$ 4,650	\$ 3,130	\$ -	67.31%
Commodities	\$ 936	\$ 1,216	\$ 1,216	\$ 1,707	\$ -	140.38%
420 Stormwater Management	\$ 944	\$ 128,614	\$ 128,614	\$ 24,154	\$ -	18.78%
Personnel Services- Salaries & Wages	\$ 615	\$ 7,694	\$ 7,694	\$ 7,696	\$ -	100.03%
Personnel Services- Employee Benefits	\$ 329	\$ 4,140	\$ 4,140	\$ 3,997	\$ -	96.56%
Contractual Services	\$ -	\$ 116,501	\$ 116,501	\$ 12,181	\$ -	10.46%
Transfers Out	\$ -	\$ 279	\$ 279	\$ 279	\$ -	100.00%
421 Elec Agg Civic Contribution	\$ 3,896	\$ 381,868	\$ 101,790	\$ 30,896	\$ -	30.35%
Contractual Services	\$ 3,896	\$ 74,790	\$ 74,790	\$ 3,896	\$ -	5.21%
Contingency and Other	\$ -	\$ 280,078	\$ -	\$ -	\$ -	N/A
Transfers Out	\$ -	\$ 27,000	\$ 27,000	\$ 27,000	\$ -	100.00%
650 Enterprise Surcharge	\$ 57,154	\$ 251,553	\$ 251,553	\$ 199,658	\$ -	79.37%
Personnel Services- Salaries & Wages	\$ 3,096	\$ 51,961	\$ 51,961	\$ 51,899	\$ -	99.88%
Personnel Services- Employee Benefits	\$ 1,392	\$ 18,554	\$ 18,554	\$ 17,680	\$ -	95.29%
Contractual Services	\$ 49,118	\$ 158,225	\$ 158,225	\$ 116,080	\$ (0)	73.36%
Commodities	\$ 3,548	\$ 21,025	\$ 21,025	\$ 12,211	\$ -	58.08%
Transfers Out	\$ -	\$ 1,788	\$ 1,788	\$ 1,788	\$ -	100.00%

Kane County Expenditure Report - Detail
Through November 30, 2022 (100.0% YTD, 100.00% Payroll Expense through Pay Period Ending 11/26/2022)
DRAFT

	Current Month Transactions	Total Amended Budget	Total Amended Budget excluding Net Income	YTD Actual Transactions	YTD Encumbrances	Total % Used
690 Development	\$ 2,311,078	\$ 24,954,162	\$ 24,832,535	\$ 13,147,221	\$ (0)	52.94%
001 General Fund	\$ 94,298	\$ 1,184,115	\$ 1,184,115	\$ 1,125,284	\$ -	95.03%
Personnel Services- Salaries & Wages	\$ 69,003	\$ 855,870	\$ 855,870	\$ 853,031	\$ -	99.67%
Personnel Services- Employee Benefits	\$ 18,069	\$ 233,319	\$ 233,319	\$ 220,398	\$ -	94.46%
Contractual Services	\$ 5,204	\$ 71,946	\$ 71,946	\$ 31,190	\$ -	43.35%
Commodities	\$ 2,022	\$ 22,980	\$ 22,980	\$ 20,665	\$ -	89.93%
400 Economic Development	\$ 5,305	\$ 199,970	\$ 199,970	\$ 111,664	\$ -	55.84%
Personnel Services- Salaries & Wages	\$ 3,542	\$ 44,071	\$ 44,071	\$ 44,441	\$ -	100.84%
Personnel Services- Employee Benefits	\$ 1,515	\$ 19,093	\$ 19,093	\$ 18,561	\$ -	97.22%
Contractual Services	\$ 248	\$ 136,406	\$ 136,406	\$ 48,662	\$ -	35.67%
Commodities	\$ -	\$ 400	\$ 400	\$ -	\$ -	0.00%
401 Community Dev Block Program	\$ 547,210	\$ 1,857,635	\$ 1,857,635	\$ 1,770,923	\$ -	95.33%
Personnel Services- Salaries & Wages	\$ 11,642	\$ 150,722	\$ 150,722	\$ 107,746	\$ -	71.49%
Personnel Services- Employee Benefits	\$ 2,438	\$ 50,781	\$ 50,781	\$ 30,973	\$ -	60.99%
Contractual Services	\$ 530,111	\$ 1,618,313	\$ 1,618,313	\$ 1,617,982	\$ -	99.98%
Commodities	\$ 3,019	\$ 9,298	\$ 9,298	\$ 7,501	\$ -	80.67%
Transfers Out	\$ -	\$ 28,521	\$ 28,521	\$ 6,721	\$ -	23.57%

Kane County Expenditure Report - Detail
Through November 30, 2022 (100.0% YTD, 100.00% Payroll Expense through Pay Period Ending 11/26/2022)
DRAFT

	Current Month Transactions	Total Amended Budget	Total Amended Budget excluding Net Income	YTD Actual Transactions	YTD Encumbrances	Total % Used
402 HOME Program	\$ 427,290	\$ 1,129,110	\$ 1,129,110	\$ 1,104,913	\$ -	97.86%
Personnel Services- Salaries & Wages	\$ 5,743	\$ 77,679	\$ 77,679	\$ 77,701	\$ -	100.03%
Personnel Services- Employee Benefits	\$ 1,050	\$ 18,064	\$ 18,064	\$ 17,990	\$ -	99.59%
Contractual Services	\$ 420,435	\$ 1,030,080	\$ 1,030,080	\$ 1,005,900	\$ -	97.65%
Commodities	\$ 62	\$ 897	\$ 897	\$ 932	\$ -	103.89%
Transfers Out	\$ -	\$ 2,390	\$ 2,390	\$ 2,390	\$ -	100.00%
403 Unincorporated Stormwater Mgmt	\$ -	\$ 55,000	\$ 55,000	\$ 2,920	\$ -	5.31%
Contractual Services	\$ -	\$ 55,000	\$ 55,000	\$ 2,920	\$ -	5.31%
404 Homeless Management Info Systems	\$ 10,905	\$ 166,434	\$ 166,434	\$ 139,290	\$ -	83.69%
Personnel Services- Salaries & Wages	\$ 5,651	\$ 62,056	\$ 62,056	\$ 62,098	\$ -	100.07%
Personnel Services- Employee Benefits	\$ 1,483	\$ 18,750	\$ 18,750	\$ 17,829	\$ -	95.09%
Contractual Services	\$ 3,686	\$ 82,029	\$ 82,029	\$ 55,916	\$ -	68.17%
Commodities	\$ 86	\$ 911	\$ 911	\$ 759	\$ -	83.29%
Transfers Out	\$ -	\$ 2,688	\$ 2,688	\$ 2,688	\$ -	100.00%
405 Cost Share Drainage	\$ 99	\$ 186,000	\$ 186,000	\$ 103,401	\$ -	55.59%
Contractual Services	\$ 99	\$ 166,160	\$ 166,160	\$ 84,717	\$ -	50.99%
Commodities	\$ -	\$ 840	\$ 840	\$ 100	\$ -	11.90%
Capital	\$ -	\$ 19,000	\$ 19,000	\$ 18,584	\$ -	97.81%
406 OCR & Recovery Act Programs	\$ 32,426	\$ 83,003	\$ 83,003	\$ 75,054	\$ -	90.42%
Personnel Services- Salaries & Wages	\$ (4,924)	\$ 3,878	\$ 3,878	\$ (2,371)	\$ -	(61.15%)
Personnel Services- Employee Benefits	\$ (779)	\$ 886	\$ 886	\$ (406)	\$ -	(45.78%)
Contractual Services	\$ 38,129	\$ 78,202	\$ 78,202	\$ 77,831	\$ -	99.53%
Commodities	\$ -	\$ 37	\$ 37	\$ -	\$ -	0.00%
407 Quality of Kane Grants	\$ -	\$ 30,110	\$ 30,110	\$ 7,200	\$ -	23.91%
Contractual Services	\$ -	\$ 30,110	\$ 30,110	\$ 7,200	\$ -	23.91%
408 Neighborhood Stabilization Progr	\$ -	\$ 208	\$ -	\$ -	\$ -	N/A
Contingency and Other	\$ -	\$ 208	\$ -	\$ -	\$ -	N/A
409 Continuum of Care Planning Grant	\$ 7,205	\$ 86,873	\$ 86,873	\$ 86,817	\$ -	99.94%
Personnel Services- Salaries & Wages	\$ 4,889	\$ 37,464	\$ 37,464	\$ 37,494	\$ -	100.08%
Personnel Services- Employee Benefits	\$ 1,535	\$ 11,893	\$ 11,893	\$ 11,853	\$ -	99.66%
Contractual Services	\$ 728	\$ 35,062	\$ 35,062	\$ 35,748	\$ -	101.96%
Commodities	\$ 53	\$ 1,110	\$ 1,110	\$ 379	\$ -	34.11%
Transfers Out	\$ -	\$ 1,344	\$ 1,344	\$ 1,344	\$ -	100.00%

Kane County Expenditure Report - Detail
Through November 30, 2022 (100.0% YTD, 100.00% Payroll Expense through Pay Period Ending 11/26/2022)
DRAFT

	Current Month Transactions	Total Amended Budget	Total Amended Budget excluding Net Income	YTD Actual Transactions	YTD Encumbrances	Total % Used
410 Elgin CDBG	\$ 53,465	\$ 765,960	\$ 765,960	\$ 475,720	\$ -	62.11%
Personnel Services- Salaries & Wages	\$ 5,170	\$ 90,722	\$ 90,722	\$ 61,279	\$ -	67.55%
Personnel Services- Employee Benefits	\$ 1,417	\$ 22,458	\$ 22,458	\$ 18,108	\$ -	80.63%
Contractual Services	\$ 46,810	\$ 648,712	\$ 648,712	\$ 392,461	\$ -	60.50%
Commodities	\$ 69	\$ 931	\$ 931	\$ 736	\$ -	79.06%
Transfers Out	\$ -	\$ 3,137	\$ 3,137	\$ 3,137	\$ -	100.00%
411 Emergency Rental Assistance	\$ -	\$ 290,503	\$ 290,503	\$ 42,792	\$ (0)	14.73%
Personnel Services- Salaries & Wages	\$ -	\$ 21,604	\$ 21,604	\$ 18,293	\$ -	84.68%
Personnel Services- Employee Benefits	\$ -	\$ 4,257	\$ 4,257	\$ 3,443	\$ -	80.87%
Contractual Services	\$ -	\$ 264,427	\$ 264,427	\$ 20,860	\$ (0)	7.89%
Commodities	\$ -	\$ 215	\$ 215	\$ 196	\$ -	91.19%
412 Emergency Rental Assistance #2	\$ 4,682	\$ 15,545,553	\$ 15,545,553	\$ 6,038,155	\$ -	38.84%
Personnel Services- Salaries & Wages	\$ 3,079	\$ 44,108	\$ 44,108	\$ 5,555	\$ -	12.59%
Personnel Services- Employee Benefits	\$ 496	\$ 12,985	\$ 12,985	\$ 934	\$ -	7.20%
Contractual Services	\$ 318	\$ 15,487,942	\$ 15,487,942	\$ 6,030,851	\$ -	38.94%
Commodities	\$ 790	\$ 518	\$ 518	\$ 814	\$ -	157.23%
413 CDBG-CV	\$ 923,688	\$ 1,900,916	\$ 1,900,916	\$ 925,624	\$ -	48.69%
Personnel Services- Salaries & Wages	\$ 139	\$ 44,510	\$ 44,510	\$ 1,648	\$ -	3.70%
Personnel Services- Employee Benefits	\$ 96	\$ 18,042	\$ 18,042	\$ 331	\$ -	1.83%
Contractual Services	\$ 923,452	\$ 1,837,778	\$ 1,837,778	\$ 923,622	\$ -	50.26%
Commodities	\$ 2	\$ 586	\$ 586	\$ 23	\$ -	3.92%
414 Home - ARP	\$ 517	\$ 3,900	\$ 3,900	\$ 3,746	\$ -	96.05%
Personnel Services- Salaries & Wages	\$ 428	\$ 3,000	\$ 3,000	\$ 2,974	\$ -	99.12%
Personnel Services- Employee Benefits	\$ 63	\$ 500	\$ 500	\$ 442	\$ -	88.43%
Contractual Services	\$ 22	\$ 400	\$ 400	\$ 289	\$ -	72.23%
Commodities	\$ 5	\$ -	\$ -	\$ 41	\$ -	N/A

Kane County Expenditure Report - Detail
Through November 30, 2022 (100.0% YTD, 100.00% Payroll Expense through Pay Period Ending 11/26/2022)
DRAFT

	Current Month Transactions	Total Amended Budget	Total Amended Budget excluding Net Income	YTD Actual Transactions	YTD Encumbrances	Total % Used
415 Homeless Prevention Program	\$ 26,483	\$ 416,049	\$ 416,049	\$ 335,995	\$ -	80.76%
Personnel Services- Salaries & Wages	\$ 6,557	\$ 139,819	\$ 139,819	\$ 110,591	\$ -	79.10%
Personnel Services- Employee Benefits	\$ 1,705	\$ 49,842	\$ 49,842	\$ 34,641	\$ -	69.50%
Contractual Services	\$ 17,907	\$ 215,531	\$ 215,531	\$ 178,754	\$ -	82.94%
Commodities	\$ 313	\$ 1,895	\$ 1,895	\$ 3,047	\$ -	160.80%
Transfers Out	\$ -	\$ 8,962	\$ 8,962	\$ 8,962	\$ -	100.00%
425 Blighted Structure Demolition	\$ -	\$ 120,000	\$ 120,000	\$ 19,140	\$ -	15.95%
Contractual Services	\$ -	\$ 120,000	\$ 120,000	\$ 19,140	\$ -	15.95%
435 Growing for Kane	\$ -	\$ 10,000	\$ 10,000	\$ 720	\$ -	7.20%
Contractual Services	\$ -	\$ 8,500	\$ 8,500	\$ -	\$ -	0.00%
Commodities	\$ -	\$ 1,500	\$ 1,500	\$ 720	\$ -	47.99%
520 Mill Creek Special Service Area	\$ 162,572	\$ 884,603	\$ 763,189	\$ 761,480	\$ -	99.78%
Personnel Services- Salaries & Wages	\$ 5,288	\$ 69,751	\$ 69,751	\$ 68,650	\$ -	98.42%
Personnel Services- Employee Benefits	\$ 2,223	\$ 28,315	\$ 28,315	\$ 27,854	\$ -	98.37%
Contractual Services	\$ 153,109	\$ 639,472	\$ 639,472	\$ 648,894	\$ 0	101.47%
Commodities	\$ 1,951	\$ 19,900	\$ 19,900	\$ 10,331	\$ -	51.91%
Contingency and Other	\$ -	\$ 121,414	\$ -	\$ -	\$ -	#DIV/0!
Transfers Out	\$ -	\$ 5,751	\$ 5,751	\$ 5,751	\$ -	100.00%
521 Bowes Creek Special Service Area	\$ -	\$ 5	\$ -	\$ -	\$ -	N/A
Contingency and Other	\$ -	\$ 5	\$ -	\$ -	\$ -	N/A
5302 Shirewood Farm SSA SW39	\$ -	\$ 110	\$ 110	\$ -	\$ -	0.00%
Contractual Services	\$ -	\$ 110	\$ 110	\$ -	\$ -	0.00%

Kane County Expenditure Report - Detail
Through November 30, 2022 (100.0% YTD, 100.00% Payroll Expense through Pay Period Ending 11/26/2022)
DRAFT

	Current Month Transactions	Total Amended Budget	Total Amended Budget excluding Net Income	YTD Actual Transactions	YTD Encumbrances	Total % Used
5304 Wildwood West SBA SW41	\$ -	\$ 10,000	\$ 10,000	\$ 1,450	\$ -	14.50%
Contractual Services	\$ -	\$ 9,335	\$ 9,335	\$ 1,450	\$ -	15.53%
Transfers Out	\$ -	\$ 665	\$ 665	\$ -	\$ -	0.00%
5306 Cheval DeSelle Venetian SBA SW43	\$ 5,282	\$ 7,482	\$ 7,482	\$ 5,282	\$ -	70.60%
Contractual Services	\$ -	\$ 2,200	\$ 2,200	\$ -	\$ -	0.00%
Transfers Out	\$ 5,282	\$ 5,282	\$ 5,282	\$ 5,282	\$ -	100.00%
5308 Plank Road Estates SBA SW45	\$ 3,281	\$ 4,856	\$ 4,856	\$ 3,281	\$ -	67.57%
Contractual Services	\$ -	\$ 1,575	\$ 1,575	\$ -	\$ -	0.00%
Transfers Out	\$ 3,281	\$ 3,281	\$ 3,281	\$ 3,281	\$ -	100.00%
5310 Exposition View SBA SW47	\$ 3,838	\$ 4,338	\$ 4,338	\$ 3,838	\$ -	88.47%
Contractual Services	\$ -	\$ 500	\$ 500	\$ -	\$ -	0.00%
Transfers Out	\$ 3,838	\$ 3,838	\$ 3,838	\$ 3,838	\$ -	100.00%
5311 Pasadena Drive SBA SW48	\$ 2,532	\$ 2,880	\$ 2,880	\$ 2,532	\$ -	87.92%
Contractual Services	\$ -	\$ 348	\$ 348	\$ -	\$ -	0.00%
Transfers Out	\$ 2,532	\$ 2,532	\$ 2,532	\$ 2,532	\$ -	100.00%
5312 Tamara Dittman SBA SW 50	\$ -	\$ 1,215	\$ 1,215	\$ -	\$ -	0.00%
Transfers Out	\$ -	\$ 1,215	\$ 1,215	\$ -	\$ -	0.00%
5313 Church Molitor SSA SA 52	\$ -	\$ 3,334	\$ 3,334	\$ -	\$ -	0.00%
Transfers Out	\$ -	\$ 3,334	\$ 3,334	\$ -	\$ -	0.00%

Kane County Expenditure Report - Detail
Through November 30, 2022 (100.0% YTD, 100.00% Payroll Expense through Pay Period Ending 11/26/2022)
DRAFT

	Current Month Transactions	Total Amended Budget	Total Amended Budget excluding Net Income	YTD Actual Transactions	YTD Encumbrances	Total % Used
5314 45W185 Plank Road SSA SW 54	\$ -	\$ 4,000	\$ 4,000	\$ -	\$ -	0.00%
Transfers Out	\$ -	\$ 4,000	\$ 4,000	\$ -	\$ -	0.00%
760 Debt Service	\$ -	\$ 6,059,320	\$ 5,938,926	\$ 4,838,293	\$ -	81.47%
601 Public Building Commission	\$ -	\$ 79,464	\$ -	\$ -	\$ -	N/A
Contingency and Other	\$ -	\$ 79,464	\$ -	\$ -	\$ -	N/A
610 Capital Improvement Debt Service	\$ -	\$ 202,202	\$ 202,202	\$ 202,202	\$ -	100.00%
Debt Service	\$ -	\$ 202,202	\$ 202,202	\$ 202,202	\$ -	100.00%
620 Motor Fuel Tax Debt Service	\$ -	\$ 303,875	\$ 302,699	\$ 302,699	\$ -	100.00%
Contingency and Other	\$ -	\$ 1,176	\$ -	\$ -	\$ -	N/A
Transfers Out	\$ -	\$ 302,699	\$ 302,699	\$ 302,699	\$ -	100.00%
621 Transit Sales Tax Debt Service	\$ -	\$ 175,415	\$ 174,715	\$ 174,715	\$ -	100.00%
Contingency and Other	\$ -	\$ 700	\$ -	\$ -	\$ -	N/A
Transfers Out	\$ -	\$ 174,715	\$ 174,715	\$ 174,715	\$ -	100.00%
622 Recovery Zone Bond Debt Service	\$ -	\$ 161,457	\$ 122,403	\$ 122,403	\$ -	100.00%
Contractual Services	\$ -	\$ 550	\$ 550	\$ 550	\$ -	100.00%
Contingency and Other	\$ -	\$ 39,054	\$ -	\$ -	\$ -	N/A
Debt Service	\$ -	\$ 121,853	\$ 121,853	\$ 121,853	\$ -	100.00%
623 JJC/AJC Refunding Debt Service	\$ -	\$ 2,954,142	\$ 2,954,142	\$ 2,817,506	\$ -	95.37%
Contractual Services	\$ -	\$ 550	\$ 550	\$ -	\$ -	0.00%
Debt Service	\$ -	\$ 2,953,592	\$ 2,953,592	\$ 2,817,506	\$ -	95.39%
624 Longmeadow Debt Service	\$ -	\$ 963,995	\$ 963,995	\$ -	\$ -	0.00%
Debt Service	\$ -	\$ 963,995	\$ 963,995	\$ -	\$ -	0.00%
625 Longmeadow Debt Srv - Cap Int	\$ -	\$ 1,218,770	\$ 1,218,770	\$ 1,218,769	\$ -	100.00%
Debt Service	\$ -	\$ 1,218,770	\$ 1,218,770	\$ 1,218,769	\$ -	100.00%
800 Other- Countywide Expenses	\$ 24,952,212	\$ 151,200,176	\$ 128,059,083	\$ 86,907,816	\$ (0)	67.87%
001 General Fund	\$ 10,860,581	\$ 18,753,559	\$ 18,753,559	\$ 18,334,575	\$ (0)	97.77%
Contractual Services	\$ 186,439	\$ 1,947,068	\$ 1,947,068	\$ 1,674,655	\$ (0)	86.01%
Commodities	\$ (69,766)	\$ 1,243,453	\$ 1,243,453	\$ 1,096,882	\$ 0	88.21%
Transfers Out	\$ 10,743,908	\$ 15,563,038	\$ 15,563,038	\$ 15,563,038	\$ -	100.00%

Kane County Expenditure Report - Detail
Through November 30, 2022 (100.0% YTD, 100.00% Payroll Expense through Pay Period Ending 11/26/2022)
DRAFT

	Current Month Transactions	Total Amended Budget	Total Amended Budget excluding Net Income	YTD Actual Transactions	YTD Encumbrances	Total % Used
100 County Automation	\$ -	\$ 6,975	\$ 6,975	\$ -	\$ -	0.00%
Contractual Services	\$ -	\$ 6,975	\$ 6,975	\$ -	\$ -	0.00%
110 Illinois Municipal Retirement	\$ 586,133	\$ 7,408,796	\$ 7,408,796	\$ 6,963,855	\$ -	93.99%
Personnel Services- Employee Benefits	\$ 586,133	\$ 7,408,796	\$ 7,408,796	\$ 6,963,855	\$ -	93.99%
111 FICA/Social Security	\$ 521,039	\$ 4,937,345	\$ 4,937,345	\$ 4,775,471	\$ -	96.72%
Personnel Services- Employee Benefits	\$ 521,039	\$ 4,937,345	\$ 4,937,345	\$ 4,775,471	\$ -	96.72%
112 Special Reserve	\$ -	\$ 592,982	\$ 525,474	\$ 525,474	\$ -	100.00%
Contingency and Other	\$ -	\$ 67,508	\$ -	\$ -	\$ -	N/A
Transfers Out	\$ -	\$ 525,474	\$ 525,474	\$ 525,474	\$ -	100.00%
113 Emergency Reserve	\$ -	\$ 20,960	\$ -	\$ -	\$ -	N/A
Contingency and Other	\$ -	\$ 20,960	\$ -	\$ -	\$ -	N/A
114 Property Tax Freeze Protection	\$ -	\$ 6,778,250	\$ 1,657,750	\$ 1,657,750	\$ -	100.00%
Contingency and Other	\$ -	\$ 5,120,500	\$ -	\$ -	\$ -	N/A
Transfers Out	\$ -	\$ 1,657,750	\$ 1,657,750	\$ 1,657,750	\$ -	100.00%
125 Public Safety Sales Tax	\$ 308,429	\$ 3,551,850	\$ 3,551,850	\$ 2,690,072	\$ 0	75.74%
Contractual Services	\$ 48,590	\$ 1,124,692	\$ 1,124,692	\$ 986,058	\$ 0	87.67%
Capital	\$ 259,840	\$ 1,821,652	\$ 1,821,652	\$ 1,098,508	\$ (0)	60.30%
Transfers Out	\$ -	\$ 605,506	\$ 605,506	\$ 605,506	\$ -	100.00%
127 Judicial Technology Sales Tax	\$ 41,687	\$ 1,235,391	\$ 1,235,391	\$ 1,028,525	\$ -	83.26%
Personnel Services- Salaries & Wages	\$ 12,476	\$ 121,180	\$ 121,180	\$ 122,266	\$ -	100.90%
Personnel Services- Employee Benefits	\$ 6,905	\$ 38,268	\$ 38,268	\$ 35,655	\$ -	93.17%
Contractual Services	\$ 22,307	\$ 1,050,943	\$ 1,050,943	\$ 845,604	\$ -	80.46%
Transfers Out	\$ -	\$ 25,000	\$ 25,000	\$ 25,000	\$ -	100.00%
353 Coronavirus Relief Fund	\$ -	\$ 1,600	\$ 1,600	\$ 1,564	\$ (0)	97.73%
Contractual Services	\$ -	\$ 1,600	\$ 1,600	\$ 1,564	\$ (0)	97.73%

Kane County Expenditure Report - Detail
Through November 30, 2022 (100.0% YTD, 100.00% Payroll Expense through Pay Period Ending 11/26/2022)
DRAFT

	Current Month Transactions	Total Amended Budget	Total Amended Budget excluding Net Income	YTD Actual Transactions	YTD Encumbrances	Total % Used
354 Mass Vaccination Fund	\$ (456)	\$ 25,000	\$ 25,000	\$ 24,365	\$ -	97.46%
Personnel Services- Salaries & Wages	\$ (423)	\$ 25,000	\$ 25,000	\$ 22,633	\$ -	90.53%
Personnel Services- Employee Benefits	\$ (32)	\$ -	\$ -	\$ 1,731	\$ -	N/A
355 American Rescue Plan	\$ 7,673,946	\$ 31,621,179	\$ 31,621,179	\$ 16,139,404	\$ (0)	51.04%
Personnel Services- Salaries & Wages	\$ 10,229	\$ 119,677	\$ 119,677	\$ 112,035	\$ -	93.61%
Personnel Services- Employee Benefits	\$ 3,239	\$ 46,292	\$ 46,292	\$ 37,436	\$ -	80.87%
Contractual Services	\$ 850,964	\$ 6,607,767	\$ 6,607,767	\$ 2,817,105	\$ (0)	42.63%
Commodities	\$ 1,422	\$ 2,531	\$ 2,531	\$ 4,365	\$ -	172.45%
Capital	\$ -	\$ 69,100	\$ 69,100	\$ -	\$ -	0.00%
Transfers Out	\$ 6,808,093	\$ 24,775,812	\$ 24,775,812	\$ 13,168,463	\$ -	53.15%
356 ARP Recoupment of Lost Revenue	\$ -	\$ 26,244,524	\$ 13,425,739	\$ 3,829,764	\$ -	28.53%
Contingency and Other	\$ -	\$ 12,818,785	\$ -	\$ -	\$ -	N/A
Transfers Out	\$ -	\$ 13,425,739	\$ 13,425,739	\$ 3,829,764	\$ -	28.53%
357 COVID Payroll Reimbursement	\$ 18,529	\$ 7,989,615	\$ 7,989,615	\$ 7,989,615	\$ -	100.00%
Transfers Out	\$ 18,529	\$ 7,989,615	\$ 7,989,615	\$ 7,989,615	\$ -	100.00%
358 FEMA PA Administration	\$ -	\$ 250,000	\$ 250,000	\$ -	\$ -	0.00%
Contractual Services	\$ -	\$ 250,000	\$ 250,000	\$ -	\$ -	0.00%
500 Capital Projects	\$ 2,074,536	\$ 18,410,950	\$ 13,298,450	\$ 4,674,061	\$ (0)	35.15%
Contractual Services	\$ 19,455	\$ 810,231	\$ 810,231	\$ 488,987	\$ -	60.35%
Commodities	\$ 59,889	\$ -	\$ -	\$ 157,530	\$ -	N/A
Contingency and Other	\$ -	\$ 5,112,500	\$ -	\$ -	\$ -	N/A
Capital	\$ 1,995,191	\$ 12,413,219	\$ 12,413,219	\$ 3,952,545	\$ (0)	31.84%
Transfers Out	\$ -	\$ 75,000	\$ 75,000	\$ 75,000	\$ -	100.00%
501 Judicial Facility Construction	\$ -	\$ 1,198,000	\$ 1,198,000	\$ 832,475	\$ -	69.49%
Capital	\$ -	\$ 1,198,000	\$ 1,198,000	\$ 832,475	\$ -	69.49%
510 Capital Improvement Bond Const	\$ -	\$ 840	\$ -	\$ -	\$ -	N/A
Contingency and Other	\$ -	\$ 840	\$ -	\$ -	\$ -	N/A
652 Health Insurance Fund	\$ 2,867,788	\$ 22,172,360	\$ 22,172,360	\$ 17,440,846	\$ -	78.66%
Personnel Services- Employee Benefits	\$ 2,916	\$ 11,770	\$ 11,770	\$ 11,702	\$ -	99.43%
Contractual Services	\$ 2,864,872	\$ 22,160,590	\$ 22,160,590	\$ 17,429,144	\$ -	78.65%
900 Contingency	\$ -	\$ 1,433,911	\$ 1,420,487	\$ -	\$ -	0.00%
001 General Fund	\$ -	\$ 1,420,487	\$ 1,420,487	\$ -	\$ -	0.00%
Personnel Services- Salaries & Wages	\$ -	\$ 353,141	\$ 353,141	\$ -	\$ -	0.00%
Personnel Services- Employee Benefits	\$ -	\$ 87,124	\$ 87,124	\$ -	\$ -	0.00%
Contingency and Other	\$ -	\$ 980,222	\$ 980,222	\$ -	\$ -	0.00%
660 Working Cash	\$ -	\$ 13,424	\$ -	\$ -	\$ -	N/A
Contingency and Other	\$ -	\$ 13,424	\$ -	\$ -	\$ -	N/A
Grand Total	\$ 52,360,459	\$ 439,510,806	\$ 413,300,522	\$ 268,794,645	\$ 0	65.04%

**Kane County Revenue Report - Summary
Through April 30, 2023 (41.7% YTD)**

	Current Month Transactions	Total Amended Budget	Total Amended Budget excluding Cash on Hand	YTD Actual Transactions	Total % Received
000 General Government Revenue	\$ 3,592,616	\$ 102,798,724	\$ 102,753,911	\$ 29,103,941	28.32%
001 General Fund	\$ 3,590,091	\$ 96,050,057	\$ 96,050,057	\$ 28,903,761	30.09%
010 Insurance Liability	\$ 2,524	\$ 6,725,982	\$ 6,703,854	\$ 200,180	2.99%
354 Mass Vaccination Fund	\$ -	\$ 22,685	\$ -	\$ -	N/A
010 County Board	\$ 4,948,725	\$ 11,781,374	\$ 8,868,576	\$ 5,685,783	64.11%
001 General Fund	\$ 100	\$ 92,500	\$ 92,500	\$ 105,525	114.08%
120 Grand Victoria Casino Elgin	\$ 4,948,625	\$ 5,465,673	\$ 5,414,028	\$ 4,960,080	91.62%
430 Farmland Preservation	\$ -	\$ 6,223,201	\$ 3,362,048	\$ 620,177	18.45%
040 Finance	\$ 8,251	\$ 5,000	\$ 5,000	\$ 8,251	165.02%
001 General Fund	\$ 8,251	\$ 5,000	\$ 5,000	\$ 8,251	165.02%
060 Information Technologies	\$ 81,292	\$ 3,474,573	\$ 3,031,913	\$ 1,466,447	48.37%
001 General Fund	\$ 16,915	\$ 1,251,913	\$ 1,251,913	\$ 844,024	67.42%
101 Geographic Information Systems	\$ 64,377	\$ 1,921,160	\$ 1,478,500	\$ 324,531	21.95%
385 IL Counties Information Mgmt	\$ -	\$ 4,000	\$ 4,000	\$ 4	0.09%
390 Web Technical Services	\$ -	\$ 297,500	\$ 297,500	\$ 297,888	100.13%
080 Building Management	\$ 2,544	\$ 50,659	\$ 50,659	\$ 12,720	25.11%
001 General Fund	\$ 2,544	\$ 50,659	\$ 50,659	\$ 12,720	25.11%
120 Human Resource Management	\$ 150	\$ 984	\$ 984	\$ 301	30.61%
246 Employee Events Fund	\$ 150	\$ 984	\$ 984	\$ 301	30.61%
150 Treasurer/Collector	\$ -	\$ 1,694,574	\$ 1,619,000	\$ 1,703	0.11%
001 General Fund	\$ -	\$ 1,521,000	\$ 1,521,000	\$ -	0.00%
150 Tax Sale Automation	\$ -	\$ 152,574	\$ 77,000	\$ 956	1.24%
268 Sale & Error	\$ -	\$ 21,000	\$ 21,000	\$ 747	3.56%

Kane County Revenue Report - Summary
Through April 30, 2023 (41.7% YTD)

	Current Month Transactions	Total Amended Budget	Total Amended Budget excluding Cash on Hand	YTD Actual Transactions	Total % Received
170 Supervisor of Assessments	\$ 6,361	\$ 72,653	\$ 72,653	\$ 24,173	33.27%
001 General Fund	\$ 6,361	\$ 72,653	\$ 72,653	\$ 24,173	33.27%
190 County Clerk	\$ 97,456	\$ 2,231,767	\$ 1,309,543	\$ 1,189,398	90.83%
001 General Fund	\$ 81,999	\$ 1,134,543	\$ 1,134,543	\$ 459,660	40.51%
160 Vital Records Automation	\$ 15,457	\$ 247,224	\$ 174,900	\$ 78,653	44.97%
161 Election Equipment Fund	\$ -	\$ 850,000	\$ 100	\$ 651,085	651,084.90%
210 Recorder	\$ 234,799	\$ 5,605,326	\$ 5,245,060	\$ 1,260,631	24.03%
001 General Fund	\$ 195,763	\$ 4,380,550	\$ 4,380,550	\$ 1,063,323	24.27%
170 Recorder's Automation	\$ 39,036	\$ 1,224,776	\$ 864,510	\$ 197,307	22.82%
240 Judiciary and Courts	\$ 44,192	\$ 909,868	\$ 899,955	\$ 342,568	38.06%
001 General Fund	\$ 44,192	\$ 688,030	\$ 688,030	\$ 231,494	33.65%
195 Children's Waiting Room	\$ -	\$ 144,755	\$ 137,755	\$ 89,779	65.17%
196 D.U.I.	\$ -	\$ 12,580	\$ 12,580	\$ 3,120	24.80%
197 Foreclosure Mediation Fund	\$ -	\$ 61,503	\$ 58,590	\$ 18,171	31.01%
492 Marriage Fees	\$ -	\$ 3,000	\$ 3,000	\$ 5	0.15%
250 Circuit Clerk	\$ -	\$ 6,350,496	\$ 5,992,128	\$ 1,923,623	32.10%
001 General Fund	\$ -	\$ 3,588,100	\$ 3,588,100	\$ 1,225,124	34.14%
200 Court Automation	\$ -	\$ 1,028,542	\$ 800,500	\$ 245,943	30.72%
201 Court Document Storage	\$ -	\$ 825,050	\$ 800,500	\$ 243,519	30.42%
202 Child Support	\$ -	\$ 182,195	\$ 138,028	\$ 26,939	19.52%
203 Circuit Clerk Admin Services	\$ -	\$ 406,825	\$ 401,000	\$ 100,749	25.12%
204 Circuit Clk Electronic Citation	\$ -	\$ 244,284	\$ 188,500	\$ 60,745	32.23%
205 Circuit Ct Clerk Op and Admin	\$ -	\$ 75,500	\$ 75,500	\$ 20,604	27.29%
300 State's Attorney	\$ 192,677	\$ 5,636,077	\$ 5,224,827	\$ 2,684,099	51.37%
001 General Fund	\$ 130,752	\$ 1,869,646	\$ 1,869,646	\$ 648,535	34.69%
220 Title IV-D	\$ -	\$ 898,804	\$ 879,447	\$ 345,571	39.29%
221 Drug Prosecution	\$ 37,641	\$ 379,897	\$ 348,325	\$ 262,946	75.49%
222 Victim Coordinator Services	\$ -	\$ 161,246	\$ 155,960	\$ 100,960	64.73%
223 Domestic Violence	\$ -	\$ 356,726	\$ 350,000	\$ 350,087	100.02%
225 Auto Theft Task Force	\$ -	\$ -	\$ -	\$ 50	N/A
230 Child Advocacy Center	\$ 10,888	\$ 1,764,414	\$ 1,507,439	\$ 921,884	61.16%
231 Equitable Sharing Program	\$ -	\$ 25,000	\$ 25,000	\$ 54	0.22%
232 State's Atty Records Automation	\$ -	\$ 75,334	\$ 30,000	\$ 6,812	22.71%
233 Bad Check Restitution	\$ -	\$ -	\$ -	\$ 60	N/A
234 Drug Asset Forfeiture	\$ 10,398	\$ 50,000	\$ 50,000	\$ 27,240	54.48%
235 State's Attorney Employee Events	\$ -	\$ 10	\$ 10	\$ 2	20.40%
236 Child Advocacy Advisory Board	\$ -	\$ -	\$ -	\$ 37	N/A
237 Money Laundering - State's Atty	\$ -	\$ 5,000	\$ 5,000	\$ 322	6.43%
490 Kane County Law Enforcement	\$ 2,999	\$ 50,000	\$ 4,000	\$ 19,539	488.48%
360 Public Defender	\$ 9,437	\$ 139,252	\$ 139,252	\$ 50,600	36.34%
001 General Fund	\$ 9,437	\$ 138,252	\$ 138,252	\$ 47,180	34.13%
244 Public Defender Rec Automation	\$ -	\$ 1,000	\$ 1,000	\$ 3,419	341.93%

Kane County Revenue Report - Summary
Through April 30, 2023 (41.7% YTD)

	Current Month Transactions	Total Amended Budget	Total Amended Budget excluding Cash on Hand	YTD Actual Transactions	Total % Received
370 Law Library	\$ -	\$ 291,071	\$ 287,951	\$ 90,662	31.49%
250 Law Library	\$ -	\$ 291,071	\$ 287,951	\$ 90,662	31.49%
380 Sheriff	\$ 157,320	\$ 5,509,528	\$ 4,583,386	\$ 1,328,248	28.98%
001 General Fund	\$ 123,124	\$ 3,146,056	\$ 3,146,056	\$ 783,728	24.91%
128 Sheriff's Vehicle & Equipment	\$ -	\$ 1,364,142	\$ 438,000	\$ 435,638	99.46%
247 EMA Volunteer Fund	\$ -	\$ -	\$ -	\$ 32,811	N/A
248 KC Emergency Planning	\$ -	\$ -	\$ -	\$ 35	N/A
249 Bomb Squad SWAT	\$ -	\$ 5,000	\$ 5,000	\$ -	0.00%
251 Canteen Commission	\$ -	\$ 650,000	\$ 650,000	\$ -	0.00%
252 Sheriff DEF Federal - DOJ	\$ -	\$ 10,000	\$ 10,000	\$ 39	0.39%
253 County Sheriff DEF Local	\$ -	\$ 20,000	\$ 20,000	\$ -	0.00%
254 FATS	\$ -	\$ 6,000	\$ 6,000	\$ -	0.00%
255 K-9 Unit	\$ -	\$ 30,000	\$ 30,000	\$ -	0.00%
256 Vehicle Maintenance/Purchase	\$ -	\$ 1,200	\$ 1,200	\$ -	0.00%
257 Sheriff DUI Fund	\$ -	\$ 32,000	\$ 32,000	\$ -	0.00%
258 Sheriffs Office Money Laundering	\$ -	\$ 5,000	\$ 5,000	\$ -	0.00%
259 Transportation Safety Highway HB	\$ -	\$ 20,000	\$ 20,000	\$ 5	0.03%
262 AJF Medical Cost	\$ -	\$ 25,040	\$ 25,040	\$ 8,921	35.63%
263 Sheriff Civil Operations	\$ -	\$ 20,000	\$ 20,000	\$ -	0.00%
264 Cannabis Regulation - Local	\$ 8,650	\$ 90,090	\$ 90,090	\$ 31,563	35.04%
265 Sheriff DEF Federal - Treasury	\$ 25,546	\$ 50,000	\$ 50,000	\$ 25,607	51.21%
702 Sheriff's Detail Escrow	\$ -	\$ 35,000	\$ 35,000	\$ 9,900	28.29%
425 Kane Comm	\$ -	\$ 2,512,716	\$ 2,370,712	\$ 1,185,825	50.02%
269 Kane Comm	\$ -	\$ 2,512,716	\$ 2,370,712	\$ 1,185,825	50.02%
430 Court Services	\$ 10,843	\$ 9,358,889	\$ 8,862,789	\$ 1,018,623	11.49%
001 General Fund	\$ 17,654	\$ 7,038,472	\$ 7,038,472	\$ 373,551	5.31%
270 Probation Services	\$ (7,026)	\$ 1,607,100	\$ 1,111,000	\$ 237,882	21.41%
271 Substance Abuse Screening	\$ 365	\$ 80,000	\$ 80,000	\$ 5,876	7.34%
273 Drug Court Special Resources	\$ -	\$ 622,517	\$ 622,517	\$ 398,145	63.96%
276 Probation Victim Services	\$ (150)	\$ 10,000	\$ 10,000	\$ 2,953	29.53%
277 Victim Impact Panel	\$ -	\$ -	\$ -	\$ 9	N/A
278 Juvenile Justice Donation Fund	\$ -	\$ 700	\$ 700	\$ 207	29.57%
759 Court Srvcs Employee Education	\$ -	\$ 100	\$ 100	\$ -	0.00%
490 Coroner	\$ 11,000	\$ 204,818	\$ 181,780	\$ 58,759	32.32%
289 Coroner Administration	\$ 11,000	\$ 204,808	\$ 181,770	\$ 58,754	32.32%
701 Elder Fatality Review Team	\$ -	\$ 10	\$ 10	\$ 5	49.70%

Kane County Revenue Report - Summary
Through April 30, 2023 (41.7% YTD)

	Current Month Transactions		Total Amended Budget		Total Amended Budget excluding Cash on Hand		YTD Actual Transactions	Total % Received
500 Animal Control	\$ 96,425	\$	1,029,940	\$	1,014,157	\$	464,114	45.76%
290 Animal Control	\$ 96,425	\$	1,029,940	\$	1,014,157	\$	464,114	45.76%
510 Emergency Management Services	\$ -	\$	97,200	\$	97,200	\$	5,350	5.50%
001 General Fund	\$ -	\$	90,000	\$	90,000	\$	-	0.00%
247 EMA Volunteer Fund	\$ -	\$	3,200	\$	3,200	\$	-	0.00%
248 KC Emergency Planning	\$ -	\$	4,000	\$	4,000	\$	5,350	133.75%
520 Transportation	\$ 3,344,712	\$	118,522,243	\$	49,926,059	\$	12,678,798	25.40%
300 County Highway	\$ 11,092	\$	9,817,609	\$	6,113,929	\$	251,184	4.11%
301 County Bridge	\$ -	\$	331,195	\$	331,195	\$	954	0.29%
302 Motor Fuel Tax	\$ 820,303	\$	38,280,439	\$	13,061,385	\$	2,784,221	21.32%
303 County Highway Matching	\$ -	\$	88,248	\$	68,125	\$	583	0.86%
304 Motor Fuel Local Option	\$ 787,012	\$	13,180,000	\$	9,436,000	\$	2,412,107	25.56%
305 Transportation Sales Tax	\$ 1,335,392	\$	45,400,565	\$	17,815,000	\$	4,897,322	27.49%
515 Longmeadow Bond Construction	\$ -	\$	220,263	\$	8,000	\$	-	0.00%
540 Transportation Capital	\$ -	\$	209,000	\$	750	\$	286	38.17%
550 Aurora Area Impact Fees	\$ -	\$	250	\$	250	\$	874	349.79%
551 Campton Hills Impact Fees	\$ -	\$	250	\$	250	\$	48	19.22%
552 Greater Elgin Impact Fees	\$ -	\$	427,117	\$	4,500	\$	591	13.13%
553 Northwest Impact Fees	\$ -	\$	345,000	\$	1,200	\$	447	37.27%
554 Southwest Impact Fees	\$ -	\$	113,270	\$	400	\$	1	0.31%
555 Tri-Cities Impact Fees	\$ -	\$	4,600	\$	25	\$	0	1.72%
556 Upper Fox Impact Fees	\$ -	\$	251,000	\$	900	\$	433	48.16%
557 West Central Impact Fees	\$ -	\$	41,400	\$	150	\$	47	31.32%
558 North Impact Fees	\$ 69,563	\$	3,060,000	\$	2,048,000	\$	1,104,845	53.95%
559 Central Impact Fees	\$ 45,973	\$	2,381,000	\$	313,000	\$	428,497	136.90%
560 South Impact Fees	\$ 275,377	\$	4,371,037	\$	723,000	\$	796,357	110.15%
580 Health	\$ 137,528	\$	11,383,379	\$	9,471,570	\$	4,664,994	49.25%
349 Opioid Settlement Fund	\$ -	\$	-	\$	-	\$	657,293	N/A
350 County Health	\$ 120,168	\$	10,797,295	\$	8,935,372	\$	3,751,766	41.99%
351 Kane Kares	\$ 17,360	\$	586,084	\$	536,198	\$	255,936	47.73%

Kane County Revenue Report - Summary
Through April 30, 2023 (41.7% YTD)

	Current Month Transactions		Total Amended Budget		Total Amended Budget excluding Cash on Hand		YTD Actual Transactions	Total % Received
660 Veterans' Commission	\$ 70	\$	514,810	\$	464,810	\$	1,892	0.41%
380 Veterans' Commission	\$ 70	\$	514,810	\$	464,810	\$	1,892	0.41%
670 Environmental Management	\$ 32,664	\$	779,861	\$	532,484	\$	249,826	46.92%
001 General Fund	\$ 6,370	\$	64,089	\$	64,089	\$	50,422	78.67%
420 Stormwater Management	\$ -	\$	236,661	\$	4,751	\$	4,323	91.00%
421 Elec Agg Civic Contribution	\$ 26,294	\$	254,648	\$	254,648	\$	79,242	31.12%
650 Enterprise Surcharge	\$ -	\$	223,463	\$	207,996	\$	115,821	55.68%
751 Subdivision Review Escrow	\$ -	\$	1,000	\$	1,000	\$	18	1.81%
690 Development	\$ 272,568	\$	18,067,982	\$	14,205,733	\$	2,784,544	19.60%
001 General Fund	\$ 107,920	\$	1,998,350	\$	1,998,350	\$	546,916	27.37%
400 Economic Development	\$ -	\$	357,084	\$	224,893	\$	74,798	33.26%
401 Community Dev Block Program	\$ 61,001	\$	2,022,761	\$	2,016,296	\$	160,556	7.96%
402 HOME Program	\$ 82,897	\$	1,264,538	\$	1,261,616	\$	571,727	45.32%
403 Unincorporated Stormwater Mgmt	\$ -	\$	55,000	\$	4,040	\$	223	5.53%
404 Homeless Management Info Systems	\$ 10,884	\$	227,366	\$	143,485	\$	68,370	47.65%
405 Cost Share Drainage	\$ -	\$	189,403	\$	74,617	\$	69,778	93.51%
406 OCR & Recovery Act Programs	\$ -	\$	55,552	\$	55,444	\$	-	0.00%
407 Quality of Kane Grants	\$ -	\$	30,110	\$	10,110	\$	54	0.54%
409 Continuum of Care Planning Grant	\$ 3,706	\$	87,429	\$	85,091	\$	6,744	7.93%
410 Elgin CDBG	\$ -	\$	959,568	\$	955,581	\$	291,382	30.49%
411 Emergency Rental Assistance	\$ -	\$	-	\$	-	\$	651,437	N/A
412 Emergency Rental Assistance #2	\$ -	\$	7,935,693	\$	4,659,947	\$	-	0.00%
413 CDBG-CV	\$ 5,519	\$	551,800	\$	550,770	\$	269,693	48.97%
414 Home - ARP	\$ 642	\$	853,213	\$	849,756	\$	5,182	0.61%
415 Homeless Prevention Program	\$ -	\$	246,230	\$	246,230	\$	-	0.00%
425 Blighted Structure Demolition	\$ -	\$	120,000	\$	120,000	\$	12,734	10.61%
435 Growing for Kane	\$ -	\$	87,000	\$	50,000	\$	53,042	106.08%
520 Mill Creek Special Service Area	\$ -	\$	1,009,409	\$	884,603	\$	1,859	0.21%
521 Bowes Creek Special Service Area	\$ -	\$	5	\$	5	\$	2	32.00%
5300 Sunvale SBA SW 37	\$ -	\$	-	\$	-	\$	3	N/A
5301 Middle Creek SBA SW38	\$ -	\$	-	\$	-	\$	3	N/A
5302 Shirewood Farm SSA SW39	\$ -	\$	110	\$	110	\$	0	0.33%
5303 Ogden Gardens SBA SW40	\$ -	\$	-	\$	-	\$	8	N/A
5304 Wildwood West SBA SW41	\$ -	\$	665	\$	665	\$	22	3.24%
5306 Cheval DeSelle Venetian SBA SW43	\$ -	\$	2,200	\$	2,200	\$	3	0.14%
5308 Plank Road Estates SBA SW45	\$ -	\$	1,575	\$	1,575	\$	2	0.14%
5310 Exposition View SBA SW47	\$ -	\$	500	\$	500	\$	1	0.20%
5311 Pasadena Drive SBA SW48	\$ -	\$	3,872	\$	1,300	\$	4	0.33%
5312 Tamara Dittman SBA SW 50	\$ -	\$	1,215	\$	1,215	\$	-	0.00%
5313 Church Molitor SSA SA 52	\$ -	\$	3,334	\$	3,334	\$	0	0.00%
5314 45W185 Plank Road SSA SW 54	\$ -	\$	4,000	\$	4,000	\$	0	0.00%

Kane County Revenue Report - Summary
Through April 30, 2023 (41.7% YTD)

	Current Month Transactions		Total Amended Budget		Total Amended Budget excluding Cash on Hand		YTD Actual Transactions	Total % Received
760 Debt Service	\$ 9,660	\$	5,220,637	\$	4,967,807	\$	4,799,421	96.61%
601 Public Building Commission	-	\$	11,240	\$	11,240	\$	1,396	12.42%
610 Capital Improvement Debt Service	-	\$	202,202	\$	3,540	\$	-	0.00%
620 Motor Fuel Tax Debt Service	-	\$	3,000	\$	3,000	\$	4	0.14%
621 Transit Sales Tax Debt Service	-	\$	1,750	\$	1,750	\$	2	0.11%
622 Recovery Zone Bond Debt Service	9,660	\$	135,187	\$	135,187	\$	38,476	28.46%
623 JJC/AJC Refunding Debt Service	-	\$	3,076,121	\$	3,076,121	\$	3,042,454	98.91%
624 Longmeadow Debt Service	-	\$	1,736,969	\$	1,736,969	\$	1,718,880	98.96%
625 Longmeadow Debt Srv - Cap Int	-	\$	54,168	\$	-	\$	(1,791)	N/A
800 Other- Countywide Expenses	\$ 1,964,968	\$	93,711,262	\$	41,415,993	\$	10,317,031	24.91%
100 County Automation	271	\$	7,475	\$	7,475	\$	1,247	16.68%
110 Illinois Municipal Retirement	-	\$	5,479,925	\$	4,986,586	\$	23,117	0.46%
111 FICA/Social Security	-	\$	5,212,071	\$	5,091,966	\$	12,016	0.24%
112 Special Reserve	-	\$	296,508	\$	262,600	\$	260,050	99.03%
113 Emergency Reserve	-	\$	52,770	\$	52,770	\$	6,554	12.42%
114 Property Tax Freeze Protection	-	\$	5,049,890	\$	49,890	\$	6,188	12.40%
125 Public Safety Sales Tax	159,332	\$	2,042,600	\$	2,042,600	\$	555,999	27.22%
127 Judicial Technology Sales Tax	106,221	\$	1,520,289	\$	-	\$	370,666	N/A
355 American Rescue Plan	-	\$	26,793,023	\$	1,496,600	\$	-	0.00%
356 ARP Recoupment of Lost Revenue	-	\$	10	\$	10	\$	8,437	84,372.80%
357 COVID Payroll Reimbursement	-	\$	11,228,467	\$	100,000	\$	20,512	20.51%
358 FEMA PA Administration	-	\$	-	\$	-	\$	310	N/A
500 Capital Projects	19,842	\$	10,329,091	\$	1,979,540	\$	1,122,353	56.70%
501 Judicial Facility Construction	-	\$	905,000	\$	605,000	\$	252,262	41.70%
510 Capital Improvement Bond Const	-	\$	840	\$	840	\$	-	0.00%
652 Health Insurance Fund	1,679,302	\$	24,793,303	\$	24,740,116	\$	7,677,320	31.03%
900 Contingency	\$ -	\$	33,800	\$	33,800	\$	4,198	12.42%
660 Working Cash	-	\$	33,800	\$	33,800	\$	4,198	12.42%
Grand Total	\$ 15,256,258	\$	407,989,463	\$	273,629,692	\$	83,406,520	30.48%

Kane County Expenditure Report - Summary
Through April 30, 2023 (41.7% YTD, 42.31% Payroll Expense through Pay Period Ending 04/29/2023)

	Current Month	Total Amended	Total Amended	YTD Actual	YTD	Total % Used
	Transactions	Budget	excluding Net	Transactions	Encumbrances	
			Income			
010 County Board	\$ 200,366	\$ 13,062,131	\$ 12,081,406	\$ 3,982,560	\$ 13,141	32.96%
001 General Fund	\$ 159,759	\$ 1,373,257	\$ 1,373,257	\$ 585,886	\$ -	42.66%
120 Grand Victoria Casino Elgin	\$ 34,322	\$ 5,465,673	\$ 4,484,948	\$ 3,365,192	\$ -	75.03%
430 Farmland Preservation	\$ 6,285	\$ 6,223,201	\$ 6,223,201	\$ 31,482	\$ 13,141	0.51%
040 Finance	\$ 177,934	\$ 1,570,239	\$ 1,570,239	\$ 585,429	\$ 100,038	37.28%
001 General Fund	\$ 177,934	\$ 1,570,239	\$ 1,570,239	\$ 585,429	\$ 100,038	37.28%
060 Information Technologies	\$ 608,460	\$ 7,119,302	\$ 7,119,302	\$ 2,483,507	\$ 219,581	34.88%
001 General Fund	\$ 435,238	\$ 4,894,132	\$ 4,894,132	\$ 1,628,428	\$ 47,064	33.27%
101 Geographic Information Systems	\$ 112,018	\$ 1,921,160	\$ 1,921,160	\$ 717,136	\$ 120,175	37.33%
354 Mass Vaccination Fund	\$ -	\$ 2,510	\$ 2,510	\$ -	\$ -	0.00%
385 IL Counties Information Mgmt	\$ 24	\$ 4,000	\$ 4,000	\$ 112	\$ -	2.80%
390 Web Technical Services	\$ 61,179	\$ 297,500	\$ 297,500	\$ 137,832	\$ 52,342	46.33%
080 Building Management	\$ 642,086	\$ 8,441,012	\$ 8,441,012	\$ 2,651,271	\$ 246,168	31.41%
001 General Fund	\$ 642,086	\$ 8,420,837	\$ 8,420,837	\$ 2,647,431	\$ 246,168	31.44%
354 Mass Vaccination Fund	\$ -	\$ 20,175	\$ 20,175	\$ 3,840	\$ -	19.03%
120 Human Resource Management	\$ 196,262	\$ 4,648,610	\$ 4,648,610	\$ 3,326,258	\$ 22,659	71.55%
001 General Fund	\$ 32,496	\$ 322,813	\$ 322,813	\$ 108,816	\$ -	33.71%
010 Insurance Liability	\$ 163,766	\$ 4,324,813	\$ 4,324,813	\$ 3,217,441	\$ 22,659	74.39%
246 Employee Events Fund	\$ -	\$ 984	\$ 984	\$ -	\$ -	0.00%
140 County Auditor	\$ 30,610	\$ 302,548	\$ 302,548	\$ 112,084	\$ -	37.05%
001 General Fund	\$ 30,610	\$ 302,548	\$ 302,548	\$ 112,084	\$ -	37.05%

Kane County Expenditure Report - Summary
Through April 30, 2023 (41.7% YTD, 42.31% Payroll Expense through Pay Period Ending 04/29/2023)

	Current Month Transactions	Total Amended Budget	Total Amended Budget excluding Net Income	YTD Actual Transactions	YTD		Total % Used
					Encumbrances		
150 Treasurer/Collector	\$ 94,817	\$ 1,064,403	\$ 1,064,403	\$ 353,815	\$ 1,310		33.24%
001 General Fund	\$ 94,280	\$ 890,829	\$ 890,829	\$ 348,493	\$ 1,310		39.12%
150 Tax Sale Automation	\$ 537	\$ 152,574	\$ 152,574	\$ 5,322	\$ -		3.49%
268 Sale & Error	\$ -	\$ 21,000	\$ 21,000	\$ -	\$ -		0.00%
170 Supervisor of Assessments	\$ 139,959	\$ 1,426,886	\$ 1,426,886	\$ 477,715	\$ 4,843		33.48%
001 General Fund	\$ 139,959	\$ 1,426,886	\$ 1,426,886	\$ 477,715	\$ 4,843		33.48%
190 County Clerk	\$ 677,151	\$ 5,691,699	\$ 5,543,366	\$ 1,667,128	\$ 19,004		30.07%
001 General Fund	\$ 663,636	\$ 4,594,475	\$ 4,594,475	\$ 1,616,565	\$ 19,004		35.18%
160 Vital Records Automation	\$ 13,515	\$ 247,224	\$ 98,891	\$ 50,563	\$ -		51.13%
161 Election Equipment Fund	\$ -	\$ 850,000	\$ 850,000	\$ -	\$ -		0.00%
210 Recorder	\$ 132,998	\$ 2,117,814	\$ 2,117,814	\$ 757,477	\$ -		35.77%
001 General Fund	\$ 84,030	\$ 893,038	\$ 893,038	\$ 302,347	\$ -		33.86%
170 Recorder's Automation	\$ 48,968	\$ 1,224,776	\$ 1,224,776	\$ 455,130	\$ -		37.16%
230 Regional Office of Education	\$ 47,780	\$ 471,354	\$ 471,354	\$ 181,467	\$ -		38.50%
001 General Fund	\$ 47,780	\$ 471,354	\$ 471,354	\$ 181,467	\$ -		38.50%
240 Judiciary and Courts	\$ 376,058	\$ 4,433,992	\$ 4,426,642	\$ 1,543,459	\$ -		34.87%
001 General Fund	\$ 364,744	\$ 4,212,154	\$ 4,212,154	\$ 1,469,575	\$ -		34.89%
195 Children's Waiting Room	\$ 11,314	\$ 144,755	\$ 144,755	\$ 70,971	\$ -		49.03%
196 D.U.I.	\$ -	\$ 12,580	\$ 5,230	\$ -	\$ -		0.00%
197 Foreclosure Mediation Fund	\$ -	\$ 61,503	\$ 61,503	\$ 2,913	\$ -		4.74%
492 Marriage Fees	\$ -	\$ 3,000	\$ 3,000	\$ -	\$ -		0.00%
250 Circuit Clerk	\$ 682,856	\$ 8,775,348	\$ 8,573,497	\$ 2,451,162	\$ -		28.59%
001 General Fund	\$ 512,636	\$ 6,012,952	\$ 6,012,952	\$ 1,770,207	\$ -		29.44%
200 Court Automation	\$ 43,560	\$ 1,028,542	\$ 1,028,542	\$ 184,831	\$ -		17.97%
201 Court Document Storage	\$ 62,209	\$ 825,050	\$ 721,711	\$ 242,632	\$ -		33.62%
202 Child Support	\$ 12,111	\$ 182,195	\$ 182,195	\$ 52,797	\$ -		28.98%
203 Circuit Clerk Admin Services	\$ 25,990	\$ 406,825	\$ 373,813	\$ 104,266	\$ -		27.89%
204 Circuit Clk Electronic Citation	\$ 26,351	\$ 244,284	\$ 244,284	\$ 96,429	\$ -		39.47%
205 Circuit Ct Clerk Op and Admin	\$ -	\$ 75,500	\$ 10,000	\$ -	\$ -		0.00%
300 State's Attorney	\$ 1,637,909	\$ 16,240,564	\$ 16,041,471	\$ 5,838,011	\$ 4,426		36.39%
001 General Fund	\$ 1,074,122	\$ 10,072,964	\$ 10,072,964	\$ 3,864,064	\$ 3,646		38.36%
010 Insurance Liability	\$ 218,889	\$ 2,401,169	\$ 2,401,169	\$ 758,358	\$ -		31.58%
220 Title IV-D	\$ 78,782	\$ 898,804	\$ 898,804	\$ 290,097	\$ -		32.28%
221 Drug Prosecution	\$ 44,312	\$ 379,897	\$ 379,897	\$ 160,760	\$ -		42.32%
222 Victim Coordinator Services	\$ 30,489	\$ 161,246	\$ 161,246	\$ 91,872	\$ -		56.98%
223 Domestic Violence	\$ 24,052	\$ 356,726	\$ 356,000	\$ 96,286	\$ -		27.05%
230 Child Advocacy Center	\$ 161,634	\$ 1,764,414	\$ 1,566,047	\$ 543,771	\$ -		34.72%
231 Equitable Sharing Program	\$ -	\$ 25,000	\$ 25,000	\$ -	\$ 780		0.00%
232 State's Atty Records Automation	\$ 5,629	\$ 75,334	\$ 75,334	\$ 20,255	\$ -		26.89%
234 Drug Asset Forfeiture	\$ -	\$ 50,000	\$ 50,000	\$ -	\$ -		0.00%
235 State's Attorney Employee Events	\$ -	\$ 10	\$ 10	\$ -	\$ -		0.00%
237 Money Laundering - State's Atty	\$ -	\$ 5,000	\$ 5,000	\$ -	\$ -		0.00%
490 Kane County Law Enforcement	\$ -	\$ 50,000	\$ 50,000	\$ 12,546	\$ -		25.09%
360 Public Defender	\$ 524,510	\$ 4,821,580	\$ 4,821,580	\$ 1,856,399	\$ -		38.50%
001 General Fund	\$ 524,510	\$ 4,820,580	\$ 4,820,580	\$ 1,856,399	\$ -		38.51%
244 Public Defender Rec Automation	\$ -	\$ 1,000	\$ 1,000	\$ -	\$ -		0.00%
370 Law Library	\$ 17,543	\$ 291,071	\$ 228,629	\$ 110,349	\$ -		48.27%
250 Law Library	\$ 17,543	\$ 291,071	\$ 228,629	\$ 110,349	\$ -		48.27%

Kane County Expenditure Report - Summary
Through April 30, 2023 (41.7% YTD, 42.31% Payroll Expense through Pay Period Ending 04/29/2023)

	Current Month	Total Amended	Total Amended	YTD Actual	YTD	Total % Used
	Transactions	Budget	Budget	Transactions	Encumbrances	
			excluding Net			
			Income			
380 Sheriff	\$ 4,423,929	\$ 41,724,570	\$ 41,704,570	\$ 16,364,403	\$ 1,393,166	39.24%
001 General Fund	\$ 4,278,587	\$ 39,361,098	\$ 39,361,098	\$ 15,647,865	\$ 242,365	39.75%
128 Sheriff's Vehicle & Equipment	\$ 104,764	\$ 1,364,142	\$ 1,364,142	\$ 526,144	\$ 1,108,853	38.57%
247 EMA Volunteer Fund	\$ -	\$ -	\$ -	\$ 1,134	\$ -	N/A
249 Bomb Squad SWAT	\$ -	\$ 5,000	\$ 5,000	\$ -	\$ -	0.00%
251 Canteen Commission	\$ -	\$ 650,000	\$ 650,000	\$ -	\$ -	0.00%
252 Sheriff DEF Federal - DOJ	\$ 478	\$ 10,000	\$ 10,000	\$ 13,477	\$ -	134.77%
253 County Sheriff DEF Local	\$ -	\$ 20,000	\$ 20,000	\$ -	\$ -	0.00%
254 FATS	\$ -	\$ 6,000	\$ 6,000	\$ -	\$ -	0.00%
255 K-9 Unit	\$ -	\$ 30,000	\$ 30,000	\$ -	\$ -	0.00%
256 Vehicle Maintenance/Purchase	\$ -	\$ 1,200	\$ 1,200	\$ -	\$ -	0.00%
257 Sheriff DUI Fund	\$ -	\$ 32,000	\$ 32,000	\$ -	\$ -	0.00%
258 Sheriff's Office Money Laundering	\$ -	\$ 5,000	\$ 5,000	\$ -	\$ -	0.00%
259 Transportation Safety Highway HB	\$ -	\$ 20,000	\$ -	\$ -	\$ -	N/A
262 AJF Medical Cost	\$ -	\$ 25,040	\$ 25,040	\$ -	\$ -	0.00%
263 Sheriff Civil Operations	\$ -	\$ 20,000	\$ 20,000	\$ -	\$ -	0.00%
264 Cannabis Regulation - Local	\$ 1,374	\$ 90,090	\$ 90,090	\$ 53,901	\$ -	59.83%
265 Sheriff DEF Federal - Treasury	\$ 22,664	\$ 50,000	\$ 50,000	\$ 52,425	\$ 41,948	104.85%
702 Sheriff's Detail Escrow	\$ 16,062	\$ 35,000	\$ 35,000	\$ 69,456	\$ -	198.45%
420 Merit Commission	\$ 13,013	\$ 102,957	\$ 102,957	\$ 33,953	\$ -	32.98%
001 General Fund	\$ 13,013	\$ 102,957	\$ 102,957	\$ 33,953	\$ -	32.98%
425 Kane Comm	\$ 266,584	\$ 2,512,716	\$ 2,510,997	\$ 1,056,321	\$ 19,705	42.07%
269 Kane Comm	\$ 266,584	\$ 2,512,716	\$ 2,510,997	\$ 1,056,321	\$ 19,705	42.07%

Kane County Expenditure Report - Summary
Through April 30, 2023 (41.7% YTD, 42.31% Payroll Expense through Pay Period Ending 04/29/2023)

	Current Month Transactions	Total Amended Budget	Total Amended Budget excluding Net Income	YTD Actual Transactions	YTD Encumbrances	Total % Used
430 Court Services	\$ 1,661,444	\$ 16,634,258	\$ 16,634,158	\$ 6,480,030	\$ 7,759	38.96%
001 General Fund	\$ 1,591,355	\$ 14,313,841	\$ 14,313,841	\$ 5,718,979	\$ 7,759	39.95%
270 Probation Services	\$ 43,208	\$ 1,607,100	\$ 1,607,100	\$ 604,087	\$ -	37.59%
271 Substance Abuse Screening	\$ 3,689	\$ 80,000	\$ 80,000	\$ 13,811	\$ -	17.26%
273 Drug Court Special Resources	\$ 23,192	\$ 622,517	\$ 622,517	\$ 143,153	\$ -	23.00%
276 Probation Victim Services	\$ -	\$ 10,000	\$ 10,000	\$ -	\$ -	0.00%
278 Juvenile Justice Donation Fund	\$ -	\$ 700	\$ 700	\$ -	\$ -	0.00%
759 Court Svcs Employee Education	\$ -	\$ 100	\$ -	\$ -	\$ -	N/A
490 Coroner	\$ 167,382	\$ 1,722,723	\$ 1,722,713	\$ 656,016	\$ 48,164	38.08%
001 General Fund	\$ 154,859	\$ 1,517,905	\$ 1,517,905	\$ 613,329	\$ -	40.41%
289 Coroner Administration	\$ 12,523	\$ 204,808	\$ 204,808	\$ 42,687	\$ 48,164	20.84%
701 Elder Fatality Review Team	\$ -	\$ 10	\$ -	\$ -	\$ -	N/A
500 Animal Control	\$ 116,479	\$ 1,029,940	\$ 1,029,940	\$ 428,022	\$ 10,272	41.56%
290 Animal Control	\$ 116,479	\$ 1,029,940	\$ 1,029,940	\$ 428,022	\$ 10,272	41.56%
510 Emergency Management Services	\$ 34,906	\$ 742,805	\$ 742,255	\$ 175,564	\$ -	23.65%
001 General Fund	\$ 34,906	\$ 735,605	\$ 735,605	\$ 174,595	\$ -	23.73%
247 EMA Volunteer Fund	\$ -	\$ 3,200	\$ 2,800	\$ 98	\$ -	3.52%
248 KC Emergency Planning	\$ -	\$ 4,000	\$ 3,850	\$ 871	\$ -	22.61%
520 Transportation	\$ 2,567,530	\$ 118,522,243	\$ 118,522,243	\$ 8,700,409	\$ 128,326,831	7.34%
300 County Highway	\$ 575,408	\$ 9,817,609	\$ 9,817,609	\$ 2,491,271	\$ 3,884,234	25.38%
301 County Bridge	\$ 34,644	\$ 331,195	\$ 331,195	\$ 67,718	\$ 416,595	20.45%
302 Motor Fuel Tax	\$ 628,693	\$ 38,280,439	\$ 38,280,439	\$ 1,923,990	\$ 40,233,852	5.03%
303 County Highway Matching	\$ -	\$ 88,248	\$ 88,248	\$ 81,850	\$ -	92.75%
304 Motor Fuel Local Option	\$ 253,678	\$ 13,180,000	\$ 13,180,000	\$ 831,218	\$ 8,538,006	6.31%
305 Transportation Sales Tax	\$ 1,070,118	\$ 45,400,565	\$ 45,400,565	\$ 3,143,681	\$ 65,535,422	6.92%
515 Longmeadow Bond Construction	\$ -	\$ 220,263	\$ 220,263	\$ -	\$ -	0.00%
540 Transportation Capital	\$ 3,061	\$ 209,000	\$ 209,000	\$ 3,061	\$ 248,301	1.46%
550 Aurora Area Impact Fees	\$ -	\$ 250	\$ 250	\$ -	\$ -	0.00%
551 Campton Hills Impact Fees	\$ -	\$ 250	\$ 250	\$ -	\$ -	0.00%
552 Greater Elgin Impact Fees	\$ -	\$ 427,117	\$ 427,117	\$ 130,016	\$ 88,539	30.44%
553 Northwest Impact Fees	\$ -	\$ 345,000	\$ 345,000	\$ -	\$ -	0.00%
554 Southwest Impact Fees	\$ -	\$ 113,270	\$ 113,270	\$ -	\$ -	0.00%
555 Tri-Cities Impact Fees	\$ -	\$ 4,600	\$ 4,600	\$ -	\$ -	0.00%
556 Upper Fox Impact Fees	\$ -	\$ 251,000	\$ 251,000	\$ -	\$ 133,282	0.00%
557 West Central Impact Fees	\$ -	\$ 41,400	\$ 41,400	\$ -	\$ -	0.00%
558 North Impact Fees	\$ -	\$ 3,060,000	\$ 3,060,000	\$ 13,198	\$ 4,158,742	0.43%
559 Central Impact Fees	\$ -	\$ 2,381,000	\$ 2,381,000	\$ 8,777	\$ 5,110	0.37%
560 South Impact Fees	\$ 1,928	\$ 4,371,037	\$ 4,371,037	\$ 5,631	\$ 5,084,748	0.13%

Kane County Expenditure Report - Summary
Through April 30, 2023 (41.7% YTD, 42.31% Payroll Expense through Pay Period Ending 04/29/2023)

	Total Amended Budget						
	Current Month Transactions	Total Amended Budget	Total Amended Budget excluding Net Income	YTD Actual Transactions	YTD Encumbrances	YTD Total % Used	
580 Health	\$ 726,786	\$ 11,383,379	\$ 11,383,379	\$ 3,363,742	\$ 519,233		29.55%
350 County Health	\$ 722,596	\$ 10,797,295	\$ 10,797,295	\$ 3,296,109	\$ 512,322		30.53%
351 Kane Kares	\$ 4,190	\$ 586,084	\$ 586,084	\$ 67,632	\$ 6,911		11.54%
660 Veterans' Commission	\$ 45,295	\$ 514,810	\$ 514,810	\$ 175,200	\$ -		34.03%
380 Veterans' Commission	\$ 45,295	\$ 514,810	\$ 514,810	\$ 175,200	\$ -		34.03%
670 Environmental Management	\$ 89,968	\$ 1,317,029	\$ 1,164,470	\$ 378,740	\$ 13,498		32.52%
001 General Fund	\$ 66,835	\$ 601,257	\$ 601,257	\$ 242,587	\$ 64		40.35%
420 Stormwater Management	\$ 1,405	\$ 236,661	\$ 236,661	\$ 5,387	\$ -		2.28%
421 Elec Agg Civic Contribution	\$ 6,780	\$ 254,648	\$ 102,089	\$ 47,354	\$ -		46.38%
650 Enterprise Surcharge	\$ 14,949	\$ 223,463	\$ 223,463	\$ 83,412	\$ 13,434		37.33%
751 Subdivision Review Escrow	\$ -	\$ 1,000	\$ 1,000	\$ -	\$ -		0.00%
690 Development	\$ 1,370,856	\$ 17,292,473	\$ 12,632,521	\$ 3,327,708	\$ 241,119		26.34%
001 General Fund	\$ 138,409	\$ 1,222,841	\$ 1,222,841	\$ 496,712	\$ -		40.62%
400 Economic Development	\$ 7,658	\$ 357,084	\$ 357,084	\$ 33,863	\$ -		9.48%
401 Community Dev Block Program	\$ 144,411	\$ 2,022,761	\$ 2,022,761	\$ 297,861	\$ (0)		14.73%
402 HOME Program	\$ 756,208	\$ 1,264,538	\$ 1,264,538	\$ 1,249,112	\$ -		98.78%
403 Unincorporated Stormwater Mgmt	\$ -	\$ 55,000	\$ 55,000	\$ -	\$ -		0.00%
404 Homeless Management Info Systems	\$ 20,322	\$ 227,366	\$ 227,366	\$ 90,423	\$ -		39.77%
405 Cost Share Drainage	\$ 21,387	\$ 189,403	\$ 189,403	\$ 28,107	\$ 70,606		14.84%
406 OCR & Recovery Act Programs	\$ -	\$ 55,552	\$ 55,552	\$ 73	\$ -		0.13%
407 Quality of Kane Grants	\$ -	\$ 30,110	\$ 30,110	\$ -	\$ -		0.00%
409 Continuum of Care Planning Grant	\$ 6,508	\$ 87,429	\$ 87,429	\$ 26,161	\$ -		29.92%
410 Elgin CDBG	\$ 23,430	\$ 959,568	\$ 959,568	\$ 320,412	\$ -		33.39%
412 Emergency Rental Assistance #2	\$ 8,987	\$ 7,935,693	\$ 3,275,746	\$ 28,282	\$ -		0.86%
413 CDBG-CV	\$ 196,821	\$ 551,800	\$ 551,800	\$ 466,075	\$ -		84.46%
414 Home - ARP	\$ 943	\$ 853,213	\$ 853,213	\$ 6,028	\$ -		0.71%
415 Homeless Prevention Program	\$ 29,172	\$ 246,230	\$ 246,230	\$ 133,470	\$ -		54.21%
425 Blighted Structure Demolition	\$ 2,000	\$ 120,000	\$ 120,000	\$ 2,014	\$ -		1.68%
435 Growing for Kane	\$ -	\$ 87,000	\$ 87,000	\$ 1,500	\$ -		1.72%
520 Mill Creek Special Service Area	\$ 14,599	\$ 1,009,409	\$ 1,009,409	\$ 147,615	\$ 170,513		14.62%
521 Bowes Creek Special Service Area	\$ -	\$ 5	\$ -	\$ -	\$ -		N/A
5302 Shirewood Farm SSA SW39	\$ -	\$ 110	\$ 110	\$ -	\$ -		0.00%
5304 Wildwood West SBA SW41	\$ -	\$ 665	\$ 665	\$ -	\$ -		0.00%
5306 Cheval DeSelle Venetian SBA SW43	\$ -	\$ 2,200	\$ 2,200	\$ -	\$ -		0.00%
5308 Plank Road Estates SBA SW45	\$ -	\$ 1,575	\$ 1,575	\$ -	\$ -		0.00%
5310 Exposition View SBA SW47	\$ -	\$ 500	\$ 500	\$ -	\$ -		0.00%
5311 Pasadena Drive SBA SW48	\$ -	\$ 3,872	\$ 3,872	\$ -	\$ -		0.00%
5312 Tamara Dittman SBA SW 50	\$ -	\$ 1,215	\$ 1,215	\$ -	\$ -		0.00%
5313 Church Molitor SSA SA 52	\$ -	\$ 3,334	\$ 3,334	\$ -	\$ -		0.00%
5314 45W185 Plank Road SSA SW 54	\$ -	\$ 4,000	\$ 4,000	\$ -	\$ -		0.00%

Kane County Expenditure Report - Summary
Through April 30, 2023 (41.7% YTD, 42.31% Payroll Expense through Pay Period Ending 04/29/2023)

	Current Month	Total Amended	Total Amended Budget	YTD Actual	YTD	Total % Used
	Transactions	Budget	excluding Net Income	Transactions	Encumbrances	
760 Debt Service	\$ -	\$ 5,220,637	\$ 5,192,694	\$ 3,120,032	\$ -	60.09%
601 Public Building Commission	\$ -	\$ 11,240	\$ -	\$ -	\$ -	N/A
610 Capital Improvement Debt Service	\$ -	\$ 202,202	\$ 202,202	\$ 101,101	\$ -	50.00%
620 Motor Fuel Tax Debt Service	\$ -	\$ 3,000	\$ -	\$ -	\$ -	N/A
621 Transit Sales Tax Debt Service	\$ -	\$ 1,750	\$ -	\$ -	\$ -	N/A
622 Recovery Zone Bond Debt Service	\$ -	\$ 135,187	\$ 123,234	\$ 100,470	\$ -	81.53%
623 JJC/AJC Refunding Debt Service	\$ -	\$ 3,076,121	\$ 3,076,121	\$ 2,918,461	\$ -	94.87%
624 Longmeadow Debt Service	\$ -	\$ 1,736,969	\$ 1,736,969	\$ -	\$ -	0.00%
625 Longmeadow Debt Srv - Cap Int	\$ -	\$ 54,168	\$ 54,168	\$ -	\$ -	0.00%
800 Other- Countywide Expenses	\$ 3,409,819	\$ 102,481,337	\$ 101,486,174	\$ 39,479,396	\$ 4,918,888	38.90%
001 General Fund	\$ 104,068	\$ 8,770,075	\$ 8,770,075	\$ 7,065,697	\$ 252,111	80.57%
100 County Automation	\$ -	\$ 7,475	\$ 7,475	\$ -	\$ -	0.00%
110 Illinois Municipal Retirement	\$ 601,239	\$ 5,479,925	\$ 5,479,925	\$ 2,305,593	\$ -	42.07%
111 FICA/Social Security	\$ 574,160	\$ 5,212,071	\$ 5,212,071	\$ 2,069,696	\$ -	39.71%
112 Special Reserve	\$ -	\$ 296,508	\$ -	\$ 33,908	\$ -	N/A
113 Emergency Reserve	\$ -	\$ 52,770	\$ 33,908	\$ -	\$ -	0.00%
114 Property Tax Freeze Protection	\$ -	\$ 5,049,890	\$ 5,000,000	\$ 5,000,000	\$ -	100.00%
125 Public Safety Sales Tax	\$ 35,316	\$ 2,042,600	\$ 2,042,600	\$ 883,395	\$ 438,836	43.25%
127 Judicial Technology Sales Tax	\$ 60,449	\$ 1,520,289	\$ 1,496,236	\$ 722,821	\$ 5,227	48.31%
355 American Rescue Plan	\$ 147,916	\$ 26,793,023	\$ 26,793,023	\$ 1,813,193	\$ 4,192	6.77%
356 ARP Recoupment of Lost Revenue	\$ -	\$ 10	\$ -	\$ -	\$ -	N/A
357 COVID Payroll Reimbursement	\$ -	\$ 11,228,467	\$ 11,228,467	\$ 11,228,467	\$ -	100.00%
500 Capital Projects	\$ 117,955	\$ 10,329,091	\$ 10,329,091	\$ 1,895,185	\$ 4,218,522	18.35%
501 Judicial Facility Construction	\$ 9,314	\$ 905,000	\$ 300,000	\$ 36,252	\$ -	12.08%
510 Capital Improvement Bond Const	\$ -	\$ 840	\$ -	\$ -	\$ -	N/A
652 Health Insurance Fund	\$ 1,759,403	\$ 24,793,303	\$ 24,793,303	\$ 6,425,189	\$ -	25.92%
900 Contingency	\$ -	\$ 6,309,033	\$ 6,275,233	\$ -	\$ -	0.00%
001 General Fund	\$ -	\$ 6,275,233	\$ 6,275,233	\$ -	\$ -	0.00%
660 Working Cash	\$ -	\$ 33,800	\$ -	\$ -	\$ -	N/A
Grand Total	\$ 21,081,290	\$ 407,989,463	\$ 400,497,873	\$ 112,117,625	\$ 136,129,802	27.99%

Kane County Expenditure Report - Detail
Through April 30, 2023 (41.7% YTD, 42.31% Payroll Expense through Pay Period Ending 04/29/2023)

	Current Month	Total Amended	Total Amended	YTD Actual	YTD	Total % Used
	Transactions	Budget	excluding Net	Transactions	Encumbrances	
			Income			
010 County Board	\$ 200,366	\$ 13,062,131	\$ 12,081,406	\$ 3,982,560	\$ 13,141	32.96%
001 General Fund	\$ 159,759	\$ 1,373,257	\$ 1,373,257	\$ 585,886	\$ -	42.66%
Personnel Services- Salaries & Wages	\$ 116,087	\$ 1,002,558	\$ 1,002,558	\$ 424,913	\$ -	42.38%
Personnel Services- Employee Benefits	\$ 43,196	\$ 261,524	\$ 261,524	\$ 142,832	\$ -	54.62%
Contractual Services	\$ 95	\$ 98,075	\$ 98,075	\$ 12,605	\$ -	12.85%
Commodities	\$ 382	\$ 11,100	\$ 11,100	\$ 5,536	\$ -	49.87%
120 Grand Victoria Casino Elgin	\$ 34,322	\$ 5,465,673	\$ 4,484,948	\$ 3,365,192	\$ -	75.03%
Personnel Services- Salaries & Wages	\$ 6,926	\$ 47,647	\$ 47,647	\$ 23,201	\$ -	48.69%
Personnel Services- Employee Benefits	\$ 4,457	\$ 64,766	\$ 64,766	\$ 14,933	\$ -	23.06%
Contractual Services	\$ 22,642	\$ 1,689,107	\$ 1,689,107	\$ 651,685	\$ -	38.58%
Commodities	\$ 81	\$ 6,814	\$ 6,814	\$ 405	\$ -	5.94%
Contingency and Other	\$ -	\$ 980,725	\$ -	\$ -	\$ -	N/A
Transfers Out	\$ 215	\$ 2,676,614	\$ 2,676,614	\$ 2,674,969	\$ -	99.94%
430 Farmland Preservation	\$ 6,285	\$ 6,223,201	\$ 6,223,201	\$ 31,482	\$ 13,141	0.51%
Personnel Services- Salaries & Wages	\$ 1,664	\$ 92,079	\$ 92,079	\$ 17,156	\$ -	18.63%
Personnel Services- Employee Benefits	\$ 435	\$ 13,614	\$ 13,614	\$ 2,368	\$ -	17.39%
Contractual Services	\$ 4,185	\$ 400,771	\$ 400,771	\$ 8,318	\$ 13,141	2.08%
Capital	\$ -	\$ 5,713,096	\$ 5,713,096	\$ -	\$ -	0.00%
Transfers Out	\$ -	\$ 3,641	\$ 3,641	\$ 3,641	\$ -	100.00%
040 Finance	\$ 177,934	\$ 1,570,239	\$ 1,570,239	\$ 585,429	\$ 100,038	37.28%
001 General Fund	\$ 177,934	\$ 1,570,239	\$ 1,570,239	\$ 585,429	\$ 100,038	37.28%
Personnel Services- Salaries & Wages	\$ 99,745	\$ 1,093,215	\$ 1,093,215	\$ 406,620	\$ -	37.19%
Personnel Services- Employee Benefits	\$ 23,378	\$ 293,573	\$ 293,573	\$ 85,649	\$ -	29.17%
Contractual Services	\$ 54,778	\$ 177,907	\$ 177,907	\$ 90,347	\$ 99,873	50.78%
Commodities	\$ 34	\$ 5,544	\$ 5,544	\$ 2,814	\$ 165	50.75%

Kane County Expenditure Report - Detail
Through April 30, 2023 (41.7% YTD, 42.31% Payroll Expense through Pay Period Ending 04/29/2023)

	Current Month Transactions	Total Amended Budget	Total Amended Budget excluding Net Income	YTD Actual Transactions	YTD Encumbrances	Total % Used
060 Information Technologies	\$ 608,460	\$ 7,119,302	\$ 7,119,302	\$ 2,483,507	\$ 219,581	34.88%
001 General Fund	\$ 435,238	\$ 4,894,132	\$ 4,894,132	\$ 1,628,428	\$ 47,064	33.27%
Personnel Services- Salaries & Wages	\$ 349,389	\$ 3,119,536	\$ 3,119,536	\$ 1,250,890	\$ -	40.10%
Personnel Services- Employee Benefits	\$ 70,533	\$ 653,557	\$ 653,557	\$ 238,947	\$ -	36.56%
Contractual Services	\$ 10,274	\$ 1,000,089	\$ 1,000,089	\$ 105,578	\$ 25,736	10.56%
Commodities	\$ 5,042	\$ 120,950	\$ 120,950	\$ 33,013	\$ 21,328	27.29%
101 Geographic Information Systems	\$ 112,018	\$ 1,921,160	\$ 1,921,160	\$ 717,136	\$ 120,175	37.33%
Personnel Services- Salaries & Wages	\$ 82,849	\$ 800,756	\$ 800,756	\$ 302,515	\$ -	37.78%
Personnel Services- Employee Benefits	\$ 27,939	\$ 262,802	\$ 262,802	\$ 96,579	\$ -	36.75%
Contractual Services	\$ 200	\$ 685,514	\$ 685,514	\$ 282,416	\$ 113,980	41.20%
Commodities	\$ 1,030	\$ 39,200	\$ 39,200	\$ 2,009	\$ -	5.13%
Capital	\$ -	\$ 99,272	\$ 99,272	\$ -	\$ 6,195	0.00%
Transfers Out	\$ -	\$ 33,616	\$ 33,616	\$ 33,616	\$ -	100.00%
354 Mass Vaccination Fund	\$ -	\$ 2,510	\$ 2,510	\$ -	\$ -	0.00%
Contractual Services	\$ -	\$ 1,770	\$ 1,770	\$ -	\$ -	0.00%
Commodities	\$ -	\$ 740	\$ 740	\$ -	\$ -	0.00%
385 IL Counties Information Mgmt	\$ 24	\$ 4,000	\$ 4,000	\$ 112	\$ -	2.80%
Contractual Services	\$ 24	\$ 4,000	\$ 4,000	\$ 112	\$ -	2.80%
390 Web Technical Services	\$ 61,179	\$ 297,500	\$ 297,500	\$ 137,832	\$ 52,342	46.33%
Contractual Services	\$ 61,179	\$ 297,500	\$ 297,500	\$ 137,832	\$ 52,342	46.33%

Kane County Expenditure Report - Detail
Through April 30, 2023 (41.7% YTD, 42.31% Payroll Expense through Pay Period Ending 04/29/2023)

	Current Month	Total Amended	Total Amended	YTD Actual	YTD	Total % Used
	Transactions	Budget	excluding Net	Transactions	Encumbrances	
			Income			
080 Building Management	\$ 642,086	\$ 8,441,012	\$ 8,441,012	\$ 2,651,271	\$ 246,168	31.41%
001 General Fund	\$ 642,086	\$ 8,420,837	\$ 8,420,837	\$ 2,647,431	\$ 246,168	31.44%
Personnel Services- Salaries & Wages	\$ 207,859	\$ 1,628,247	\$ 1,628,247	\$ 664,760	\$ -	40.83%
Personnel Services- Employee Benefits	\$ 42,432	\$ 320,615	\$ 320,615	\$ 122,691	\$ -	38.27%
Contractual Services	\$ 315,397	\$ 2,848,097	\$ 2,848,097	\$ 1,282,797	\$ 244,048	45.04%
Commodities	\$ 76,398	\$ 3,623,878	\$ 3,623,878	\$ 577,183	\$ 2,120	15.93%
354 Mass Vaccination Fund	\$ -	\$ 20,175	\$ 20,175	\$ 3,840	\$ -	19.03%
Contractual Services	\$ -	\$ 11,842	\$ 11,842	\$ 3,840	\$ -	32.43%
Commodities	\$ -	\$ 8,333	\$ 8,333	\$ -	\$ -	0.00%
120 Human Resource Management	\$ 196,262	\$ 4,648,610	\$ 4,648,610	\$ 3,326,258	\$ 22,659	71.55%
001 General Fund	\$ 32,496	\$ 322,813	\$ 322,813	\$ 108,816	\$ -	33.71%
Personnel Services- Salaries & Wages	\$ 23,416	\$ 219,656	\$ 219,656	\$ 82,309	\$ -	37.47%
Personnel Services- Employee Benefits	\$ 6,981	\$ 50,057	\$ 50,057	\$ 19,528	\$ -	39.01%
Contractual Services	\$ 2,061	\$ 45,600	\$ 45,600	\$ 6,206	\$ -	13.61%
Commodities	\$ 37	\$ 7,500	\$ 7,500	\$ 773	\$ -	10.31%
010 Insurance Liability	\$ 163,766	\$ 4,324,813	\$ 4,324,813	\$ 3,217,441	\$ 22,659	74.39%
Personnel Services- Salaries & Wages	\$ 17,816	\$ 143,005	\$ 143,005	\$ 65,326	\$ -	45.68%
Personnel Services- Employee Benefits	\$ 5,096	\$ 34,718	\$ 34,718	\$ 16,616	\$ -	47.86%
Contractual Services	\$ 140,854	\$ 4,143,012	\$ 4,143,012	\$ 3,131,421	\$ -	75.58%
Capital	\$ -	\$ -	\$ -	\$ -	\$ 22,659	N/A
Transfers Out	\$ -	\$ 4,078	\$ 4,078	\$ 4,078	\$ -	100.00%
246 Employee Events Fund	\$ -	\$ 984	\$ 984	\$ -	\$ -	0.00%
Commodities	\$ -	\$ 984	\$ 984	\$ -	\$ -	0.00%
140 County Auditor	\$ 30,610	\$ 302,548	\$ 302,548	\$ 112,084	\$ -	37.05%
001 General Fund	\$ 30,610	\$ 302,548	\$ 302,548	\$ 112,084	\$ -	37.05%
Personnel Services- Salaries & Wages	\$ 27,402	\$ 247,841	\$ 247,841	\$ 101,448	\$ -	40.93%
Personnel Services- Employee Benefits	\$ 2,859	\$ 29,635	\$ 29,635	\$ 8,086	\$ -	27.28%
Contractual Services	\$ 249	\$ 23,822	\$ 23,822	\$ 2,396	\$ -	10.06%
Commodities	\$ 101	\$ 1,250	\$ 1,250	\$ 155	\$ -	12.41%

Kane County Expenditure Report - Detail
Through April 30, 2023 (41.7% YTD, 42.31% Payroll Expense through Pay Period Ending 04/29/2023)

	Current Month Transactions	Total Amended Budget	Total Amended Budget excluding Net Income	YTD Actual Transactions	YTD Encumbrances	Total % Used
150 Treasurer/Collector	\$ 94,817	\$ 1,064,403	\$ 1,064,403	\$ 353,815	\$ 1,310	33.24%
001 General Fund	\$ 94,280	\$ 890,829	\$ 890,829	\$ 348,493	\$ 1,310	39.12%
Personnel Services- Salaries & Wages	\$ 78,626	\$ 681,681	\$ 681,681	\$ 287,761	\$ -	42.21%
Personnel Services- Employee Benefits	\$ 14,646	\$ 146,668	\$ 146,668	\$ 47,222	\$ -	32.20%
Contractual Services	\$ 11	\$ 53,780	\$ 53,780	\$ 8,436	\$ -	15.69%
Commodities	\$ 997	\$ 8,700	\$ 8,700	\$ 5,073	\$ 1,310	58.31%
150 Tax Sale Automation	\$ 537	\$ 152,574	\$ 152,574	\$ 5,322	\$ -	3.49%
Personnel Services- Salaries & Wages	\$ 155	\$ 35,009	\$ 35,009	\$ 155	\$ -	0.44%
Personnel Services- Employee Benefits	\$ 12	\$ 2,680	\$ 2,680	\$ 12	\$ -	0.44%
Contractual Services	\$ 370	\$ 67,015	\$ 67,015	\$ 785	\$ -	1.17%
Commodities	\$ -	\$ 10,000	\$ 10,000	\$ -	\$ -	0.00%
Capital	\$ -	\$ 33,500	\$ 33,500	\$ -	\$ -	0.00%
Transfers Out	\$ -	\$ 4,370	\$ 4,370	\$ 4,370	\$ -	100.00%
268 Sale & Error	\$ -	\$ 21,000	\$ 21,000	\$ -	\$ -	0.00%
Transfers Out	\$ -	\$ 21,000	\$ 21,000	\$ -	\$ -	0.00%
170 Supervisor of Assessments	\$ 139,959	\$ 1,426,886	\$ 1,426,886	\$ 477,715	\$ 4,843	33.48%
001 General Fund	\$ 139,959	\$ 1,426,886	\$ 1,426,886	\$ 477,715	\$ 4,843	33.48%
Personnel Services- Salaries & Wages	\$ 99,598	\$ 917,817	\$ 917,817	\$ 351,982	\$ -	38.35%
Personnel Services- Employee Benefits	\$ 28,964	\$ 260,969	\$ 260,969	\$ 92,823	\$ -	35.57%
Contractual Services	\$ 3,698	\$ 227,700	\$ 227,700	\$ 22,026	\$ 4,023	9.67%
Commodities	\$ 7,700	\$ 20,400	\$ 20,400	\$ 10,884	\$ 820	53.35%

Kane County Expenditure Report - Detail
Through April 30, 2023 (41.7% YTD, 42.31% Payroll Expense through Pay Period Ending 04/29/2023)

	Current Month Transactions	Total Amended Budget	Total Amended Budget excluding Net Income	YTD Actual Transactions	YTD Encumbrances	Total % Used
190 County Clerk	\$ 677,151	\$ 5,691,699	\$ 5,543,366	\$ 1,667,128	\$ 19,004	30.07%
001 General Fund	\$ 663,636	\$ 4,594,475	\$ 4,594,475	\$ 1,616,565	\$ 19,004	35.18%
Personnel Services- Salaries & Wages	\$ 515,935	\$ 2,582,762	\$ 2,582,762	\$ 1,139,947	\$ -	44.14%
Personnel Services- Employee Benefits	\$ 38,265	\$ 310,597	\$ 310,597	\$ 128,285	\$ -	41.30%
Contractual Services	\$ 70,314	\$ 1,100,116	\$ 1,100,116	\$ 269,315	\$ -	24.48%
Commodities	\$ 39,122	\$ 601,000	\$ 601,000	\$ 79,018	\$ 19,004	13.15%
160 Vital Records Automation	\$ 13,515	\$ 247,224	\$ 98,891	\$ 50,563	\$ -	51.13%
Personnel Services- Salaries & Wages	\$ 5,124	\$ 15,267	\$ 15,267	\$ 18,152	\$ -	118.89%
Personnel Services- Employee Benefits	\$ 659	\$ 6,345	\$ 6,345	\$ 3,029	\$ -	47.74%
Contractual Services	\$ -	\$ 30,792	\$ 30,792	\$ 4,672	\$ -	15.17%
Commodities	\$ -	\$ 6,045	\$ 6,045	\$ -	\$ -	0.00%
Contingency and Other	\$ -	\$ 148,333	\$ -	\$ -	\$ -	N/A
Capital	\$ 7,732	\$ 38,927	\$ 38,927	\$ 23,195	\$ -	59.59%
Transfers Out	\$ -	\$ 1,515	\$ 1,515	\$ 1,515	\$ -	100.00%
161 Election Equipment Fund	\$ -	\$ 850,000	\$ 850,000	\$ -	\$ -	0.00%
Commodities	\$ -	\$ 850,000	\$ 850,000	\$ -	\$ -	0.00%
210 Recorder	\$ 132,998	\$ 2,117,814	\$ 2,117,814	\$ 757,477	\$ -	35.77%
001 General Fund	\$ 84,030	\$ 893,038	\$ 893,038	\$ 302,347	\$ -	33.86%
Personnel Services- Salaries & Wages	\$ 67,892	\$ 714,953	\$ 714,953	\$ 248,800	\$ -	34.80%
Personnel Services- Employee Benefits	\$ 16,053	\$ 173,965	\$ 173,965	\$ 53,133	\$ -	30.54%
Contractual Services	\$ 41	\$ 2,050	\$ 2,050	\$ 251	\$ -	12.25%
Commodities	\$ 44	\$ 2,070	\$ 2,070	\$ 162	\$ -	7.83%
170 Recorder's Automation	\$ 48,968	\$ 1,224,776	\$ 1,224,776	\$ 455,130	\$ -	37.16%
Personnel Services- Salaries & Wages	\$ 12,800	\$ 234,212	\$ 234,212	\$ 46,894	\$ -	20.02%
Personnel Services- Employee Benefits	\$ 3,223	\$ 88,549	\$ 88,549	\$ 11,309	\$ -	12.77%
Contractual Services	\$ 30,176	\$ 522,783	\$ 522,783	\$ 385,868	\$ -	73.81%
Commodities	\$ 2,770	\$ 204,232	\$ 204,232	\$ 11,059	\$ -	5.41%
Capital	\$ -	\$ 175,000	\$ 175,000	\$ -	\$ -	0.00%
230 Regional Office of Education	\$ 47,780	\$ 471,354	\$ 471,354	\$ 181,467	\$ -	38.50%
001 General Fund	\$ 47,780	\$ 471,354	\$ 471,354	\$ 181,467	\$ -	38.50%
Personnel Services- Salaries & Wages	\$ 37,950	\$ 327,763	\$ 327,763	\$ 148,900	\$ -	45.43%
Personnel Services- Employee Benefits	\$ 9,830	\$ 139,016	\$ 139,016	\$ 32,567	\$ -	23.43%
Contractual Services	\$ -	\$ 4,575	\$ 4,575	\$ -	\$ -	0.00%

Kane County Expenditure Report - Detail
Through April 30, 2023 (41.7% YTD, 42.31% Payroll Expense through Pay Period Ending 04/29/2023)

	Current Month Transactions	Total Amended Budget	Total Amended Budget excluding Net Income	YTD Actual Transactions	YTD Encumbrances	Total % Used
240 Judiciary and Courts	\$ 376,058	\$ 4,433,992	\$ 4,426,642	\$ 1,543,459	\$ -	34.87%
001 General Fund	\$ 364,744	\$ 4,212,154	\$ 4,212,154	\$ 1,469,575	\$ -	34.89%
Personnel Services- Salaries & Wages	\$ 208,533	\$ 1,890,808	\$ 1,890,808	\$ 754,956	\$ -	39.93%
Personnel Services- Employee Benefits	\$ 53,350	\$ 555,096	\$ 555,096	\$ 172,350	\$ -	31.05%
Contractual Services	\$ 100,684	\$ 1,689,000	\$ 1,689,000	\$ 527,162	\$ -	31.21%
Commodities	\$ 2,177	\$ 77,250	\$ 77,250	\$ 15,106	\$ -	19.55%
195 Children's Waiting Room	\$ 11,314	\$ 144,755	\$ 144,755	\$ 70,971	\$ -	49.03%
Contractual Services	\$ 11,314	\$ 132,755	\$ 132,755	\$ 58,971	\$ -	44.42%
Transfers Out	\$ -	\$ 12,000	\$ 12,000	\$ 12,000	\$ -	100.00%
196 D.U.I.	\$ -	\$ 12,580	\$ 5,230	\$ -	\$ -	0.00%
Contractual Services	\$ -	\$ 5,230	\$ 5,230	\$ -	\$ -	0.00%
Contingency and Other	\$ -	\$ 7,350	\$ -	\$ -	\$ -	N/A
197 Foreclosure Mediation Fund	\$ -	\$ 61,503	\$ 61,503	\$ 2,913	\$ -	4.74%
Contractual Services	\$ -	\$ 56,590	\$ 56,590	\$ -	\$ -	0.00%
Commodities	\$ -	\$ 2,000	\$ 2,000	\$ -	\$ -	0.00%
Transfers Out	\$ -	\$ 2,913	\$ 2,913	\$ 2,913	\$ -	100.00%
492 Marriage Fees	\$ -	\$ 3,000	\$ 3,000	\$ -	\$ -	0.00%
Commodities	\$ -	\$ 3,000	\$ 3,000	\$ -	\$ -	0.00%
250 Circuit Clerk	\$ 682,856	\$ 8,775,348	\$ 8,573,497	\$ 2,451,162	\$ -	28.59%
001 General Fund	\$ 512,636	\$ 6,012,952	\$ 6,012,952	\$ 1,770,207	\$ -	29.44%
Personnel Services- Salaries & Wages	\$ 396,395	\$ 4,039,274	\$ 4,039,274	\$ 1,397,870	\$ -	34.61%
Personnel Services- Employee Benefits	\$ 107,019	\$ 1,266,799	\$ 1,266,799	\$ 338,492	\$ -	26.72%
Contractual Services	\$ 5,518	\$ 470,565	\$ 470,565	\$ 19,325	\$ -	4.11%
Commodities	\$ 3,703	\$ 154,084	\$ 154,084	\$ 14,520	\$ -	9.42%
Capital	\$ -	\$ 82,230	\$ 82,230	\$ -	\$ -	0.00%

Kane County Expenditure Report - Detail
Through April 30, 2023 (41.7% YTD, 42.31% Payroll Expense through Pay Period Ending 04/29/2023)

	Current Month Transactions	Total Amended Budget	Total Amended Budget excluding Net Income	YTD Actual Transactions	YTD Encumbrances	Total % Used
200 Court Automation	\$ 43,560	\$ 1,028,542	\$ 1,028,542	\$ 184,831	\$ -	17.97%
Personnel Services- Salaries & Wages	\$ 29,164	\$ 469,794	\$ 469,794	\$ 121,413	\$ -	25.84%
Personnel Services- Employee Benefits	\$ 12,289	\$ 270,021	\$ 270,021	\$ 50,215	\$ -	18.60%
Contractual Services	\$ 2,107	\$ 161,673	\$ 161,673	\$ 13,204	\$ -	8.17%
Commodities	\$ -	\$ 3,750	\$ 3,750	\$ -	\$ -	0.00%
Capital	\$ -	\$ 100,000	\$ 100,000	\$ -	\$ -	0.00%
Transfers Out	\$ -	\$ 23,304	\$ 23,304	\$ -	\$ -	0.00%
201 Court Document Storage	\$ 62,209	\$ 825,050	\$ 721,711	\$ 242,632	\$ -	33.62%
Personnel Services- Salaries & Wages	\$ 36,509	\$ 317,369	\$ 317,369	\$ 161,040	\$ -	50.74%
Personnel Services- Employee Benefits	\$ 15,618	\$ 130,713	\$ 130,713	\$ 66,708	\$ -	51.03%
Contractual Services	\$ 2,582	\$ 222,260	\$ 222,260	\$ 7,384	\$ -	3.32%
Commodities	\$ -	\$ 6,000	\$ 6,000	\$ -	\$ -	0.00%
Contingency and Other	\$ -	\$ 103,339	\$ -	\$ -	\$ -	N/A
Capital	\$ 7,500	\$ 7,500	\$ 7,500	\$ 7,500	\$ -	100.00%
Transfers Out	\$ -	\$ 37,869	\$ 37,869	\$ -	\$ -	0.00%
202 Child Support	\$ 12,111	\$ 182,195	\$ 182,195	\$ 52,797	\$ -	28.98%
Personnel Services- Salaries & Wages	\$ 9,940	\$ 113,045	\$ 113,045	\$ 43,217	\$ -	38.23%
Personnel Services- Employee Benefits	\$ 2,170	\$ 44,819	\$ 44,819	\$ 9,580	\$ -	21.37%
Contractual Services	\$ -	\$ 12,379	\$ 12,379	\$ -	\$ -	0.00%
Commodities	\$ -	\$ 300	\$ 300	\$ -	\$ -	0.00%
Transfers Out	\$ -	\$ 11,652	\$ 11,652	\$ -	\$ -	0.00%
203 Circuit Clerk Admin Services	\$ 25,990	\$ 406,825	\$ 373,813	\$ 104,266	\$ -	27.89%
Personnel Services- Salaries & Wages	\$ 21,564	\$ 236,292	\$ 236,292	\$ 87,069	\$ -	36.85%
Personnel Services- Employee Benefits	\$ 3,642	\$ 59,194	\$ 59,194	\$ 13,886	\$ -	23.46%
Contractual Services	\$ 549	\$ 33,312	\$ 33,312	\$ 2,573	\$ -	7.72%
Commodities	\$ 235	\$ 30,450	\$ 30,450	\$ 737	\$ -	2.42%
Contingency and Other	\$ -	\$ 33,012	\$ -	\$ -	\$ -	N/A
Transfers Out	\$ -	\$ 14,565	\$ 14,565	\$ -	\$ -	0.00%

Kane County Expenditure Report - Detail
Through April 30, 2023 (41.7% YTD, 42.31% Payroll Expense through Pay Period Ending 04/29/2023)

	Current Month Transactions	Total Amended Budget	Total Amended Budget excluding Net Income	YTD Actual Transactions	YTD Encumbrances	Total % Used
204 Circuit Clk Electronic Citation	\$ 26,351	\$ 244,284	\$ 244,284	\$ 96,429	\$ -	39.47%
Personnel Services- Salaries & Wages	\$ 17,190	\$ 147,706	\$ 147,706	\$ 63,029	\$ -	42.67%
Personnel Services- Employee Benefits	\$ 9,162	\$ 63,635	\$ 63,635	\$ 30,781	\$ -	48.37%
Contractual Services	\$ -	\$ 21,789	\$ 21,789	\$ 2,619	\$ -	12.02%
Commodities	\$ -	\$ 2,415	\$ 2,415	\$ -	\$ -	0.00%
Transfers Out	\$ -	\$ 8,739	\$ 8,739	\$ -	\$ -	0.00%
205 Circuit Ct Clerk Op and Admin	\$ -	\$ 75,500	\$ 10,000	\$ -	\$ -	0.00%
Commodities	\$ -	\$ 10,000	\$ 10,000	\$ -	\$ -	0.00%
Contingency and Other	\$ -	\$ 65,500	\$ -	\$ -	\$ -	N/A
300 State's Attorney	\$ 1,637,909	\$ 16,240,564	\$ 16,041,471	\$ 5,838,011	\$ 4,426	36.39%
001 General Fund	\$ 1,074,122	\$ 10,072,964	\$ 10,072,964	\$ 3,864,064	\$ 3,646	38.36%
Personnel Services- Salaries & Wages	\$ 852,422	\$ 7,377,555	\$ 7,377,555	\$ 3,056,429	\$ -	41.43%
Personnel Services- Employee Benefits	\$ 175,255	\$ 1,465,070	\$ 1,465,070	\$ 565,717	\$ -	38.61%
Contractual Services	\$ 25,501	\$ 539,186	\$ 539,186	\$ 144,682	\$ -	26.83%
Commodities	\$ 20,944	\$ 432,531	\$ 432,531	\$ 85,585	\$ 3,646	19.79%
Transfers Out	\$ -	\$ 258,622	\$ 258,622	\$ 11,652	\$ -	4.51%
010 Insurance Liability	\$ 218,889	\$ 2,401,169	\$ 2,401,169	\$ 758,358	\$ -	31.58%
Personnel Services- Salaries & Wages	\$ 137,600	\$ 1,298,543	\$ 1,298,543	\$ 488,593	\$ -	37.63%
Personnel Services- Employee Benefits	\$ 42,868	\$ 473,131	\$ 473,131	\$ 151,286	\$ -	31.98%
Contractual Services	\$ 38,371	\$ 620,695	\$ 620,695	\$ 117,238	\$ -	18.89%
Commodities	\$ 50	\$ 8,800	\$ 8,800	\$ 1,241	\$ -	14.10%
220 Title IV-D	\$ 78,782	\$ 898,804	\$ 898,804	\$ 290,097	\$ -	32.28%
Personnel Services- Salaries & Wages	\$ 58,116	\$ 514,596	\$ 514,596	\$ 215,926	\$ -	41.96%
Personnel Services- Employee Benefits	\$ 20,666	\$ 177,350	\$ 177,350	\$ 72,534	\$ -	40.90%
Contractual Services	\$ -	\$ 198,657	\$ 198,657	\$ -	\$ -	0.00%
Commodities	\$ -	\$ 8,201	\$ 8,201	\$ 1,637	\$ -	19.96%

Kane County Expenditure Report - Detail
Through April 30, 2023 (41.7% YTD, 42.31% Payroll Expense through Pay Period Ending 04/29/2023)

	Current Month Transactions	Total Amended Budget	Total Amended Budget excluding Net Income	YTD Actual Transactions	YTD Encumbrances	Total % Used
221 Drug Prosecution	\$ 44,312	\$ 379,897	\$ 379,897	\$ 160,760	\$ -	42.32%
Personnel Services- Salaries & Wages	\$ 32,043	\$ 265,534	\$ 265,534	\$ 116,899	\$ -	44.02%
Personnel Services- Employee Benefits	\$ 11,424	\$ 94,160	\$ 94,160	\$ 39,407	\$ -	41.85%
Contractual Services	\$ 845	\$ 19,356	\$ 19,356	\$ 4,454	\$ -	23.01%
Commodities	\$ -	\$ 847	\$ 847	\$ -	\$ -	0.00%
222 Victim Coordinator Services	\$ 30,489	\$ 161,246	\$ 161,246	\$ 91,872	\$ -	56.98%
Personnel Services- Salaries & Wages	\$ 21,884	\$ 111,080	\$ 111,080	\$ 67,486	\$ -	60.75%
Personnel Services- Employee Benefits	\$ 8,606	\$ 42,423	\$ 42,423	\$ 24,386	\$ -	57.48%
Contractual Services	\$ -	\$ 7,743	\$ 7,743	\$ -	\$ -	0.00%
223 Domestic Violence	\$ 24,052	\$ 356,726	\$ 356,000	\$ 96,286	\$ -	27.05%
Personnel Services- Salaries & Wages	\$ 15,093	\$ 196,101	\$ 196,101	\$ 61,481	\$ -	31.35%
Personnel Services- Employee Benefits	\$ 8,827	\$ 109,994	\$ 109,994	\$ 34,208	\$ -	31.10%
Contractual Services	\$ 132	\$ 48,549	\$ 48,549	\$ 597	\$ -	1.23%
Commodities	\$ -	\$ 1,356	\$ 1,356	\$ -	\$ -	0.00%
Contingency and Other	\$ -	\$ 726	\$ -	\$ -	\$ -	N/A

Kane County Expenditure Report - Detail
Through April 30, 2023 (41.7% YTD, 42.31% Payroll Expense through Pay Period Ending 04/29/2023)

	Current Month Transactions	Total Amended Budget	Total Amended Budget excluding Net Income	YTD Actual Transactions	YTD Encumbrances	Total % Used
230 Child Advocacy Center	\$ 161,634	\$ 1,764,414	\$ 1,566,047	\$ 543,771	\$ -	34.72%
Personnel Services- Salaries & Wages	\$ 115,127	\$ 1,009,323	\$ 1,009,323	\$ 379,483	\$ -	37.60%
Personnel Services- Employee Benefits	\$ 40,347	\$ 366,997	\$ 366,997	\$ 124,542	\$ -	33.94%
Contractual Services	\$ 4,840	\$ 150,227	\$ 150,227	\$ 31,255	\$ -	20.81%
Commodities	\$ 1,320	\$ 39,500	\$ 39,500	\$ 8,491	\$ -	21.50%
Contingency and Other	\$ -	\$ 198,367	\$ -	\$ -	\$ -	N/A
231 Equitable Sharing Program	\$ -	\$ 25,000	\$ 25,000	\$ -	\$ 780	0.00%
Contractual Services	\$ -	\$ 25,000	\$ 25,000	\$ -	\$ -	0.00%
Commodities	\$ -	\$ -	\$ -	\$ -	\$ 780	N/A
232 State's Atty Records Automation	\$ 5,629	\$ 75,334	\$ 75,334	\$ 20,255	\$ -	26.89%
Personnel Services- Salaries & Wages	\$ 4,056	\$ 35,273	\$ 35,273	\$ 14,861	\$ -	42.13%
Personnel Services- Employee Benefits	\$ 1,572	\$ 13,233	\$ 13,233	\$ 5,395	\$ -	40.77%
Contractual Services	\$ -	\$ 1,828	\$ 1,828	\$ -	\$ -	0.00%
Commodities	\$ -	\$ 25,000	\$ 25,000	\$ -	\$ -	0.00%
234 Drug Asset Forfeiture	\$ -	\$ 50,000	\$ 50,000	\$ -	\$ -	0.00%
Contractual Services	\$ -	\$ 50,000	\$ 50,000	\$ -	\$ -	0.00%
235 State's Attorney Employee Events	\$ -	\$ 10	\$ 10	\$ -	\$ -	0.00%
Commodities	\$ -	\$ 10	\$ 10	\$ -	\$ -	0.00%
237 Money Laundering - State's Atty	\$ -	\$ 5,000	\$ 5,000	\$ -	\$ -	0.00%
Contractual Services	\$ -	\$ 5,000	\$ 5,000	\$ -	\$ -	0.00%
490 Kane County Law Enforcement	\$ -	\$ 50,000	\$ 50,000	\$ 12,546	\$ -	25.09%
Personnel Services- Salaries & Wages	\$ -	\$ -	\$ -	\$ 3,000	\$ -	N/A
Personnel Services- Employee Benefits	\$ -	\$ -	\$ -	\$ 227	\$ -	N/A
Contractual Services	\$ -	\$ 50,000	\$ 50,000	\$ 9,319	\$ -	18.64%
360 Public Defender	\$ 524,510	\$ 4,821,580	\$ 4,821,580	\$ 1,856,399	\$ -	38.50%
001 General Fund	\$ 524,510	\$ 4,820,580	\$ 4,820,580	\$ 1,856,399	\$ -	38.51%
Personnel Services- Salaries & Wages	\$ 418,665	\$ 3,811,004	\$ 3,811,004	\$ 1,522,984	\$ -	39.96%
Personnel Services- Employee Benefits	\$ 93,297	\$ 824,385	\$ 824,385	\$ 302,291	\$ -	36.67%
Contractual Services	\$ 1,945	\$ 106,737	\$ 106,737	\$ 6,739	\$ -	6.31%
Commodities	\$ 10,603	\$ 78,454	\$ 78,454	\$ 24,386	\$ -	31.08%

Kane County Expenditure Report - Detail
Through April 30, 2023 (41.7% YTD, 42.31% Payroll Expense through Pay Period Ending 04/29/2023)

	Current Month Transactions	Total Amended Budget	Total Amended Budget excluding Net Income	YTD Actual Transactions	YTD Encumbrances	Total % Used
244 Public Defender Rec Automation	\$ -	\$ 1,000	\$ 1,000	\$ -	\$ -	0.00%
Contractual Services	\$ -	\$ 1,000	\$ 1,000	\$ -	\$ -	0.00%
370 Law Library	\$ 17,543	\$ 291,071	\$ 228,629	\$ 110,349	\$ -	48.27%
250 Law Library	\$ 17,543	\$ 291,071	\$ 228,629	\$ 110,349	\$ -	48.27%
Personnel Services- Salaries & Wages	\$ 10,416	\$ 90,551	\$ 90,551	\$ 38,191	\$ -	42.18%
Personnel Services- Employee Benefits	\$ 2,702	\$ 30,016	\$ 30,016	\$ 9,484	\$ -	31.60%
Contractual Services	\$ 950	\$ 24,433	\$ 24,433	\$ 5,106	\$ -	20.90%
Commodities	\$ 3,475	\$ 77,803	\$ 77,803	\$ 51,601	\$ -	66.32%
Contingency and Other	\$ -	\$ 62,442	\$ -	\$ -	\$ -	N/A
Capital	\$ -	\$ -	\$ -	\$ 141	\$ -	N/A
Transfers Out	\$ -	\$ 5,826	\$ 5,826	\$ 5,826	\$ -	100.00%
380 Sheriff	\$ 4,423,929	\$ 41,724,570	\$ 41,704,570	\$ 16,364,403	\$ 1,393,166	39.24%
001 General Fund	\$ 4,278,587	\$ 39,361,098	\$ 39,361,098	\$ 15,647,865	\$ 242,365	39.75%
Personnel Services- Salaries & Wages	\$ 3,090,594	\$ 27,059,093	\$ 27,059,093	\$ 11,302,205	\$ -	41.77%
Personnel Services- Employee Benefits	\$ 554,145	\$ 5,250,741	\$ 5,250,741	\$ 1,813,567	\$ -	34.54%
Contractual Services	\$ 423,195	\$ 5,113,910	\$ 5,113,910	\$ 1,774,534	\$ 113,384	34.70%
Commodities	\$ 210,653	\$ 1,931,528	\$ 1,931,528	\$ 751,733	\$ 7,087	38.92%
Capital	\$ -	\$ -	\$ -	\$ -	\$ 121,894	N/A
Transfers Out	\$ -	\$ 5,826	\$ 5,826	\$ 5,826	\$ -	100.00%
128 Sheriff's Vehicle & Equipment	\$ 104,764	\$ 1,364,142	\$ 1,364,142	\$ 526,144	\$ 1,108,853	38.57%
Contractual Services	\$ -	\$ 148,222	\$ 148,222	\$ 32,955	\$ -	22.23%
Capital	\$ 104,764	\$ 1,215,920	\$ 1,215,920	\$ 493,189	\$ 1,108,853	40.56%
247 EMA Volunteer Fund	\$ -	\$ -	\$ -	\$ 1,134	\$ -	N/A
Contractual Services	\$ -	\$ -	\$ -	\$ 1,134	\$ -	N/A
Commodities	\$ -	\$ -	\$ -	\$ -	\$ -	N/A

Kane County Expenditure Report - Detail
Through April 30, 2023 (41.7% YTD, 42.31% Payroll Expense through Pay Period Ending 04/29/2023)

	Current Month Transactions	Total Amended Budget	Total Amended Budget excluding Net Income	YTD Actual Transactions	YTD Encumbrances	Total % Used
249 Bomb Squad SWAT	\$ -	\$ 5,000	\$ 5,000	\$ -	\$ -	0.00%
Contractual Services	\$ -	\$ 2,500	\$ 2,500	\$ -	\$ -	0.00%
Commodities	\$ -	\$ 2,500	\$ 2,500	\$ -	\$ -	0.00%
251 Canteen Commission	\$ -	\$ 650,000	\$ 650,000	\$ -	\$ -	0.00%
Contractual Services	\$ -	\$ 325,000	\$ 325,000	\$ -	\$ -	0.00%
Commodities	\$ -	\$ 325,000	\$ 325,000	\$ -	\$ -	0.00%
252 Sheriff DEF Federal - DOJ	\$ 478	\$ 10,000	\$ 10,000	\$ 13,477	\$ -	134.77%
Contractual Services	\$ -	\$ 10,000	\$ 10,000	\$ -	\$ -	0.00%
Commodities	\$ 478	\$ -	\$ -	\$ 13,477	\$ -	N/A
253 County Sheriff DEF Local	\$ -	\$ 20,000	\$ 20,000	\$ -	\$ -	0.00%
Contractual Services	\$ -	\$ 20,000	\$ 20,000	\$ -	\$ -	0.00%
254 FATS	\$ -	\$ 6,000	\$ 6,000	\$ -	\$ -	0.00%
Contractual Services	\$ -	\$ 6,000	\$ 6,000	\$ -	\$ -	0.00%
255 K-9 Unit	\$ -	\$ 30,000	\$ 30,000	\$ -	\$ -	0.00%
Contractual Services	\$ -	\$ 15,000	\$ 15,000	\$ -	\$ -	0.00%
Commodities	\$ -	\$ 15,000	\$ 15,000	\$ -	\$ -	0.00%

Kane County Expenditure Report - Detail
Through April 30, 2023 (41.7% YTD, 42.31% Payroll Expense through Pay Period Ending 04/29/2023)

	Current Month Transactions	Total Amended Budget	Total Amended Budget excluding Net Income	YTD Actual Transactions	YTD Encumbrances	Total % Used
256 Vehicle Maintenance/Purchase	\$ -	\$ 1,200	\$ 1,200	\$ -	\$ -	0.00%
Commodities	\$ -	\$ 1,200	\$ 1,200	\$ -	\$ -	0.00%
257 Sheriff DUI Fund	\$ -	\$ 32,000	\$ 32,000	\$ -	\$ -	0.00%
Contractual Services	\$ -	\$ 22,000	\$ 22,000	\$ -	\$ -	0.00%
Commodities	\$ -	\$ 10,000	\$ 10,000	\$ -	\$ -	0.00%
258 Sheriffs Office Money Laundering	\$ -	\$ 5,000	\$ 5,000	\$ -	\$ -	0.00%
Contractual Services	\$ -	\$ 5,000	\$ 5,000	\$ -	\$ -	0.00%
259 Transportation Safety Highway HB	\$ -	\$ 20,000	\$ 25,040	\$ -	\$ -	0.00%
Contingency and Other	\$ -	\$ 20,000	\$ 25,040	\$ -	\$ -	0.00%
262 AJF Medical Cost	\$ -	\$ 25,040	\$ 20,000	\$ -	\$ -	0.00%
Contractual Services	\$ -	\$ 25,040	\$ 20,000	\$ -	\$ -	0.00%
263 Sheriff Civil Operations	\$ -	\$ 20,000	\$ -	\$ -	\$ -	N/A
Contractual Services	\$ -	\$ 20,000	\$ -	\$ -	\$ -	N/A
264 Cannabis Regulation - Local	\$ 1,374	\$ 90,090	\$ 90,090	\$ 53,901	\$ -	59.83%
Contractual Services	\$ -	\$ 45,000	\$ 45,000	\$ 15,499	\$ -	34.44%
Commodities	\$ 1,374	\$ 45,090	\$ 45,090	\$ 38,402	\$ -	85.17%
265 Sheriff DEF Federal - Treasury	\$ 22,664	\$ 50,000	\$ 50,000	\$ 52,425	\$ 41,948	104.85%
Commodities	\$ 22,664	\$ 50,000	\$ 50,000	\$ 52,425	\$ 41,948	104.85%
702 Sheriff's Detail Escrow	\$ 16,062	\$ 35,000	\$ 35,000	\$ 69,456	\$ -	198.45%
Contractual Services	\$ 16,062	\$ 35,000	\$ 35,000	\$ 69,456	\$ -	198.45%

Kane County Expenditure Report - Detail
Through April 30, 2023 (41.7% YTD, 42.31% Payroll Expense through Pay Period Ending 04/29/2023)

	Current Month Transactions	Total Amended Budget	Total Amended Budget excluding Net Income	YTD Actual Transactions	YTD Encumbrances	Total % Used
420 Merit Commission	\$ 13,013	\$ 102,957	\$ 102,957	\$ 33,953	\$ -	32.98%
001 General Fund	\$ 13,013	\$ 102,957	\$ 102,957	\$ 33,953	\$ -	32.98%
Personnel Services- Salaries & Wages	\$ 9,211	\$ 78,597	\$ 78,597	\$ 27,091	\$ -	34.47%
Personnel Services- Employee Benefits	\$ 914	\$ 7,310	\$ 7,310	\$ 3,013	\$ -	41.21%
Contractual Services	\$ 2,033	\$ 16,550	\$ 16,550	\$ 2,994	\$ -	18.09%
Commodities	\$ 855	\$ 500	\$ 500	\$ 855	\$ -	171.03%
425 Kane Comm	\$ 266,584	\$ 2,512,716	\$ 2,510,997	\$ 1,056,321	\$ 19,705	42.07%
269 Kane Comm	\$ 266,584	\$ 2,512,716	\$ 2,510,997	\$ 1,056,321	\$ 19,705	42.07%
Personnel Services- Salaries & Wages	\$ 182,702	\$ 1,653,995	\$ 1,653,995	\$ 652,459	\$ -	39.45%
Personnel Services- Employee Benefits	\$ 54,099	\$ 535,793	\$ 535,793	\$ 186,213	\$ -	34.75%
Contractual Services	\$ 28,395	\$ 202,436	\$ 202,436	\$ 102,839	\$ -	50.80%
Commodities	\$ 1,389	\$ 7,800	\$ 7,800	\$ 3,838	\$ 5,205	49.20%
Contingency and Other	\$ -	\$ 1,719	\$ -	\$ -	\$ -	N/A
Capital	\$ -	\$ -	\$ -	\$ -	\$ 14,500	N/A
Transfers Out	\$ -	\$ 110,973	\$ 110,973	\$ 110,973	\$ -	100.00%
430 Court Services	\$ 1,661,444	\$ 16,634,258	\$ 16,634,158	\$ 6,480,030	\$ 7,759	38.96%
001 General Fund	\$ 1,591,355	\$ 14,313,841	\$ 14,313,841	\$ 5,718,979	\$ 7,759	39.95%
Personnel Services- Salaries & Wages	\$ 1,219,652	\$ 10,424,165	\$ 10,424,165	\$ 4,383,476	\$ -	42.05%
Personnel Services- Employee Benefits	\$ 264,668	\$ 2,310,916	\$ 2,310,916	\$ 861,282	\$ -	37.27%
Contractual Services	\$ 82,289	\$ 1,313,472	\$ 1,313,472	\$ 340,976	\$ 4,608	25.96%
Commodities	\$ 24,746	\$ 246,380	\$ 246,380	\$ 114,337	\$ 3,151	46.41%
Capital	\$ -	\$ 18,908	\$ 18,908	\$ 18,908	\$ -	100.00%

Kane County Expenditure Report - Detail
Through April 30, 2023 (41.7% YTD, 42.31% Payroll Expense through Pay Period Ending 04/29/2023)

	Current Month Transactions	Total Amended Budget	Total Amended Budget excluding Net Income	YTD Actual Transactions	YTD Encumbrances	Total % Used
270 Probation Services	\$ 43,208	\$ 1,607,100	\$ 1,607,100	\$ 604,087	\$ -	37.59%
Contractual Services	\$ 39,871	\$ 1,210,000	\$ 1,210,000	\$ 225,094	\$ -	18.60%
Commodities	\$ 3,337	\$ 23,750	\$ 23,750	\$ 5,643	\$ -	23.76%
Transfers Out	\$ -	\$ 373,350	\$ 373,350	\$ 373,350	\$ -	100.00%
271 Substance Abuse Screening	\$ 3,689	\$ 80,000	\$ 80,000	\$ 13,811	\$ -	17.26%
Contractual Services	\$ 3,689	\$ 75,000	\$ 75,000	\$ 13,385	\$ -	17.85%
Commodities	\$ -	\$ 5,000	\$ 5,000	\$ 426	\$ -	8.52%
273 Drug Court Special Resources	\$ 23,192	\$ 622,517	\$ 622,517	\$ 143,153	\$ -	23.00%
Contractual Services	\$ 22,101	\$ 602,817	\$ 602,817	\$ 137,429	\$ -	22.80%
Commodities	\$ 1,090	\$ 19,700	\$ 19,700	\$ 5,724	\$ -	29.06%
276 Probation Victim Services	\$ -	\$ 10,000	\$ 10,000	\$ -	\$ -	0.00%
Contractual Services	\$ -	\$ 10,000	\$ 10,000	\$ -	\$ -	0.00%
278 Juvenile Justice Donation Fund	\$ -	\$ 700	\$ 700	\$ -	\$ -	0.00%
Commodities	\$ -	\$ 700	\$ 700	\$ -	\$ -	0.00%
759 Court Srvcs Employee Education	\$ -	\$ 100	\$ -	\$ -	\$ -	N/A
Contingency and Other	\$ -	\$ 100	\$ -	\$ -	\$ -	N/A
490 Coroner	\$ 167,382	\$ 1,722,723	\$ 1,722,713	\$ 656,016	\$ 48,164	38.08%
001 General Fund	\$ 154,859	\$ 1,517,905	\$ 1,517,905	\$ 613,329	\$ -	40.41%
Personnel Services- Salaries & Wages	\$ 95,073	\$ 780,566	\$ 780,566	\$ 358,431	\$ -	45.92%
Personnel Services- Employee Benefits	\$ 24,416	\$ 197,259	\$ 197,259	\$ 84,968	\$ -	43.07%
Contractual Services	\$ 35,369	\$ 524,580	\$ 524,580	\$ 168,255	\$ -	32.07%
Commodities	\$ -	\$ 15,500	\$ 15,500	\$ 1,675	\$ -	10.81%

Kane County Expenditure Report - Detail
Through April 30, 2023 (41.7% YTD, 42.31% Payroll Expense through Pay Period Ending 04/29/2023)

	Current Month Transactions	Total Amended Budget	Total Amended Budget excluding Net Income	YTD Actual Transactions	YTD Encumbrances	Total % Used
289 Coroner Administration	\$ 12,523	\$ 204,808	\$ 204,808	\$ 42,687	\$ 48,164	20.84%
Contractual Services	\$ 3,693	\$ 51,308	\$ 51,308	\$ 12,606	\$ -	24.57%
Commodities	\$ 8,830	\$ 88,500	\$ 88,500	\$ 30,080	\$ 950	33.99%
Capital	\$ -	\$ 65,000	\$ 65,000	\$ -	\$ 47,214	0.00%
701 Elder Fatality Review Team	\$ -	\$ 10	\$ -	\$ -	\$ -	N/A
Contingency and Other	\$ -	\$ 10	\$ -	\$ -	\$ -	N/A
500 Animal Control	\$ 116,479	\$ 1,029,940	\$ 1,029,940	\$ 428,022	\$ 10,272	41.56%
290 Animal Control	\$ 116,479	\$ 1,029,940	\$ 1,029,940	\$ 428,022	\$ 10,272	41.56%
Personnel Services- Salaries & Wages	\$ 74,652	\$ 617,285	\$ 617,285	\$ 274,630	\$ -	44.49%
Personnel Services- Employee Benefits	\$ 17,453	\$ 134,454	\$ 134,454	\$ 58,672	\$ -	43.64%
Contractual Services	\$ 20,554	\$ 149,477	\$ 149,477	\$ 63,215	\$ 67	42.29%
Commodities	\$ 3,819	\$ 75,500	\$ 75,500	\$ 21,905	\$ 10,205	29.01%
Capital	\$ -	\$ 15,355	\$ 15,355	\$ 9,600	\$ -	62.52%
Transfers Out	\$ -	\$ 37,869	\$ 37,869	\$ -	\$ -	0.00%
510 Emergency Management Services	\$ 34,906	\$ 742,805	\$ 742,255	\$ 175,564	\$ -	23.65%
001 General Fund	\$ 34,906	\$ 735,605	\$ 735,605	\$ 174,595	\$ -	23.73%
Personnel Services- Salaries & Wages	\$ 31,654	\$ 499,116	\$ 499,116	\$ 157,843	\$ -	31.62%
Personnel Services- Employee Benefits	\$ 2,567	\$ 110,115	\$ 110,115	\$ 12,688	\$ -	11.52%
Contractual Services	\$ 498	\$ 40,860	\$ 40,860	\$ 1,774	\$ -	4.34%
Commodities	\$ 188	\$ 85,514	\$ 85,514	\$ 2,290	\$ -	2.68%
247 EMA Volunteer Fund	\$ -	\$ 3,200	\$ 2,800	\$ 98	\$ -	3.52%
Contractual Services	\$ -	\$ 2,200	\$ 2,200	\$ -	\$ -	0.00%
Commodities	\$ -	\$ 600	\$ 600	\$ 98	\$ -	16.40%
Contingency and Other	\$ -	\$ 400	\$ -	\$ -	\$ -	N/A
248 KC Emergency Planning	\$ -	\$ 4,000	\$ 3,850	\$ 871	\$ -	22.61%
Contractual Services	\$ -	\$ 3,000	\$ 3,000	\$ 871	\$ -	29.02%
Commodities	\$ -	\$ 850	\$ 850	\$ -	\$ -	0.00%
Contingency and Other	\$ -	\$ 150	\$ -	\$ -	\$ -	N/A

Kane County Expenditure Report - Detail
Through April 30, 2023 (41.7% YTD, 42.31% Payroll Expense through Pay Period Ending 04/29/2023)

	Current Month Transactions	Total Amended Budget	Total Amended Budget excluding Net Income	YTD Actual Transactions	YTD Encumbrances	Total % Used
520 Transportation	\$ 2,567,530	\$ 118,522,243	\$ 118,522,243	\$ 8,700,409	\$ 128,326,831	7.34%
300 County Highway	\$ 575,408	\$ 9,817,609	\$ 9,817,609	\$ 2,491,271	\$ 3,884,234	25.38%
Personnel Services- Salaries & Wages	\$ 337,383	\$ 3,380,747	\$ 3,380,747	\$ 1,216,742	\$ -	35.99%
Personnel Services- Employee Benefits	\$ 112,412	\$ 1,127,458	\$ 1,127,458	\$ 388,453	\$ -	34.45%
Contractual Services	\$ 58,804	\$ 2,037,685	\$ 2,037,685	\$ 338,311	\$ 2,702,568	16.60%
Commodities	\$ 17,128	\$ 1,018,200	\$ 1,018,200	\$ 255,656	\$ 198,009	25.11%
Capital	\$ 49,681	\$ 2,069,408	\$ 2,069,408	\$ 107,998	\$ 983,657	5.22%
Transfers Out	\$ -	\$ 184,111	\$ 184,111	\$ 184,111	\$ -	100.00%
301 County Bridge	\$ 34,644	\$ 331,195	\$ 331,195	\$ 67,718	\$ 416,595	20.45%
Contractual Services	\$ 34,644	\$ 331,195	\$ 331,195	\$ 67,718	\$ 416,595	20.45%
302 Motor Fuel Tax	\$ 628,693	\$ 38,280,439	\$ 38,280,439	\$ 1,923,990	\$ 40,233,852	5.03%
Personnel Services- Salaries & Wages	\$ 294,857	\$ 2,989,343	\$ 2,989,343	\$ 1,176,938	\$ -	39.37%
Personnel Services- Employee Benefits	\$ 147,888	\$ 1,171,835	\$ 1,171,835	\$ 404,954	\$ -	34.56%
Contractual Services	\$ 52,988	\$ 10,685,891	\$ 10,685,891	\$ 190,156	\$ 12,511,495	2%
Capital	\$ 132,961	\$ 23,328,502	\$ 23,328,502	\$ 47,073	\$ 27,722,357	0.20%
Transfers Out	\$ -	\$ 104,868	\$ 104,868	\$ 104,868	\$ -	100.00%
303 County Highway Matching	\$ -	\$ 88,248	\$ 88,248	\$ 81,850	\$ -	92.75%
Commodities	\$ -	\$ 88,248	\$ 88,248	\$ 81,850	\$ -	92.75%
304 Motor Fuel Local Option	\$ 253,678	\$ 13,180,000	\$ 13,180,000	\$ 831,218	\$ 8,538,006	6.31%
Contractual Services	\$ 8,781	\$ 9,585,500	\$ 9,585,500	\$ 18,583	\$ 2,646,824	0.19%
Commodities	\$ 244,896	\$ 3,324,500	\$ 3,324,500	\$ 810,535	\$ 5,084,509	24.38%
Capital	\$ -	\$ 270,000	\$ 270,000	\$ 2,100	\$ 806,672	0.78%
305 Transportation Sales Tax	\$ 1,070,118	\$ 45,400,565	\$ 45,400,565	\$ 3,143,681	\$ 65,535,422	6.92%
Contractual Services	\$ 398,376	\$ 9,009,415	\$ 9,009,415	\$ 738,599	\$ 24,938,608	8.20%
Capital	\$ 671,742	\$ 34,579,981	\$ 34,579,981	\$ 686,202	\$ 40,596,814	1.98%
Transfers Out	\$ -	\$ 1,811,169	\$ 1,811,169	\$ 1,718,880	\$ -	94.90%

Kane County Expenditure Report - Detail
Through April 30, 2023 (41.7% YTD, 42.31% Payroll Expense through Pay Period Ending 04/29/2023)

	Current Month Transactions	Total Amended Budget	Total Amended Budget excluding Net Income	YTD Actual Transactions	YTD Encumbrances	Total % Used
515 Longmeadow Bond Construction	\$ -	\$ 220,263	\$ 220,263	\$ -	\$ -	0.00%
Capital	\$ -	\$ 220,263	\$ 220,263	\$ -	\$ -	0.00%
540 Transportation Capital	\$ 3,061	\$ 209,000	\$ 209,000	\$ 3,061	\$ 248,301	1.46%
Contractual Services	\$ 3,061	\$ -	\$ -	\$ 3,061	\$ 28,261	N/A
Capital	\$ -	\$ 209,000	\$ 209,000	\$ -	\$ 220,040	0.00%
550 Aurora Area Impact Fees	\$ -	\$ 250	\$ 250	\$ -	\$ -	0.00%
Contractual Services	\$ -	\$ 250	\$ 250	\$ -	\$ -	0.00%
551 Campton Hills Impact Fees	\$ -	\$ 250	\$ 250	\$ -	\$ -	0.00%
Contractual Services	\$ -	\$ 250	\$ 250	\$ -	\$ -	0.00%
552 Greater Elgin Impact Fees	\$ -	\$ 427,117	\$ 427,117	\$ 130,016	\$ 88,539	30.44%
Capital	\$ -	\$ 427,117	\$ 427,117	\$ 130,016	\$ 88,539	30.44%
553 Northwest Impact Fees	\$ -	\$ 345,000	\$ 345,000	\$ -	\$ -	0.00%
Capital	\$ -	\$ 345,000	\$ 345,000	\$ -	\$ -	0.00%
554 Southwest Impact Fees	\$ -	\$ 113,270	\$ 113,270	\$ -	\$ -	0.00%
Capital	\$ -	\$ 110,000	\$ 110,000	\$ -	\$ -	0.00%
Transfers Out	\$ -	\$ 3,270	\$ 3,270	\$ -	\$ -	0.00%
555 Tri-Cities Impact Fees	\$ -	\$ 4,600	\$ 4,600	\$ -	\$ -	0.00%
Transfers Out	\$ -	\$ 4,600	\$ 4,600	\$ -	\$ -	0.00%
556 Upper Fox Impact Fees	\$ -	\$ 251,000	\$ 251,000	\$ -	\$ 133,282	0.00%
Capital	\$ -	\$ 250,000	\$ 250,000	\$ -	\$ 133,282	0.00%
Transfers Out	\$ -	\$ 1,000	\$ 1,000	\$ -	\$ -	0.00%

Kane County Expenditure Report - Detail
Through April 30, 2023 (41.7% YTD, 42.31% Payroll Expense through Pay Period Ending 04/29/2023)

	Current Month Transactions	Total Amended Budget	Total Amended Budget excluding Net Income	YTD Actual Transactions	YTD Encumbrances	Total % Used
557 West Central Impact Fees	\$ -	\$ 41,400	\$ 41,400	\$ -	\$ -	0.00%
Capital	\$ -	\$ 39,000	\$ 39,000	\$ -	\$ -	0.00%
Transfers Out	\$ -	\$ 2,400	\$ 2,400	\$ -	\$ -	0.00%
558 North Impact Fees	\$ -	\$ 3,060,000	\$ 3,060,000	\$ 13,198	\$ 4,158,742	0.43%
Contractual Services	\$ -	\$ 500,000	\$ 500,000	\$ 13,198	\$ 8,179	2.64%
Capital	\$ -	\$ 2,460,000	\$ 2,460,000	\$ -	\$ 4,150,563	0.00%
Transfers Out	\$ -	\$ 100,000	\$ 100,000	\$ -	\$ -	0.00%
559 Central Impact Fees	\$ -	\$ 2,381,000	\$ 2,381,000	\$ 8,777	\$ 5,110	0.37%
Contractual Services	\$ -	\$ -	\$ -	\$ 8,777	\$ 5,110	N/A
Capital	\$ -	\$ 2,366,000	\$ 2,366,000	\$ -	\$ -	0.00%
Transfers Out	\$ -	\$ 15,000	\$ 15,000	\$ -	\$ -	0.00%
560 South Impact Fees	\$ 1,928	\$ 4,371,037	\$ 4,371,037	\$ 5,631	\$ 5,084,748	0.13%
Contractual Services	\$ 1,928	\$ -	\$ -	\$ 5,631	\$ 274,469	N/A
Capital	\$ -	\$ 4,336,037	\$ 4,336,037	\$ -	\$ 4,810,279	0.00%
Transfers Out	\$ -	\$ 35,000	\$ 35,000	\$ -	\$ -	0.00%
580 Health	\$ 726,786	\$ 11,383,379	\$ 11,383,379	\$ 3,363,742	\$ 519,233	29.55%
350 County Health	\$ 722,596	\$ 10,797,295	\$ 10,797,295	\$ 3,296,109	\$ 512,322	30.53%
Personnel Services- Salaries & Wages	\$ 414,024	\$ 4,362,161	\$ 4,362,161	\$ 1,532,988	\$ -	35.14%
Personnel Services- Employee Benefits	\$ 148,187	\$ 1,425,078	\$ 1,425,078	\$ 511,815	\$ -	35.91%
Contractual Services	\$ 153,280	\$ 4,422,733	\$ 4,422,733	\$ 1,046,523	\$ 68,820	23.66%
Commodities	\$ 7,105	\$ 406,717	\$ 406,717	\$ 24,177	\$ 443,502	5.94%
Transfers Out	\$ -	\$ 180,606	\$ 180,606	\$ 180,606	\$ -	100.00%
351 Kane Kares	\$ 4,190	\$ 586,084	\$ 586,084	\$ 67,632	\$ 6,911	11.54%
Personnel Services- Salaries & Wages	\$ -	\$ 323,297	\$ 323,297	\$ 23,493	\$ -	7.27%
Personnel Services- Employee Benefits	\$ -	\$ 118,555	\$ 118,555	\$ 9,485	\$ -	8.00%
Contractual Services	\$ 3,881	\$ 126,420	\$ 126,420	\$ 16,867	\$ 6,554	13.34%
Commodities	\$ 309	\$ 334	\$ 334	\$ 309	\$ 357	92.47%
Transfers Out	\$ -	\$ 17,478	\$ 17,478	\$ 17,478	\$ -	100.00%

Kane County Expenditure Report - Detail
Through April 30, 2023 (41.7% YTD, 42.31% Payroll Expense through Pay Period Ending 04/29/2023)

	Current Month Transactions	Total Amended Budget	Total Amended Budget excluding Net Income	YTD Actual Transactions	YTD Encumbrances	Total % Used
660 Veterans' Commission	\$ 45,295	\$ 514,810	\$ 514,810	\$ 175,200	\$ -	34.03%
380 Veterans' Commission	\$ 45,295	\$ 514,810	\$ 514,810	\$ 175,200	\$ -	34.03%
Personnel Services- Salaries & Wages	\$ 33,452	\$ 290,797	\$ 290,797	\$ 121,943	\$ -	41.93%
Personnel Services- Employee Benefits	\$ 11,379	\$ 104,053	\$ 104,053	\$ 39,209	\$ -	37.68%
Contractual Services	\$ 464	\$ 100,636	\$ 100,636	\$ 1,680	\$ -	1.67%
Commodities	\$ -	\$ 6,956	\$ 6,956	\$ -	\$ -	0.00%
Transfers Out	\$ -	\$ 12,368	\$ 12,368	\$ 12,368	\$ -	100.00%
670 Environmental Management	\$ 89,968	\$ 1,317,029	\$ 1,164,470	\$ 378,740	\$ 13,498	32.52%
001 General Fund	\$ 66,835	\$ 601,257	\$ 601,257	\$ 242,587	\$ 64	40.35%
Personnel Services- Salaries & Wages	\$ 53,841	\$ 489,395	\$ 489,395	\$ 197,417	\$ -	40.34%
Personnel Services- Employee Benefits	\$ 12,869	\$ 106,212	\$ 106,212	\$ 42,630	\$ -	40.14%
Contractual Services	\$ 45	\$ 4,650	\$ 4,650	\$ 2,419	\$ -	52.01%
Commodities	\$ 80	\$ 1,000	\$ 1,000	\$ 121	\$ 64	12.12%
420 Stormwater Management	\$ 1,405	\$ 236,661	\$ 236,661	\$ 5,387	\$ -	2.28%
Personnel Services- Salaries & Wages	\$ 912	\$ 7,928	\$ 7,928	\$ 3,343	\$ -	42.17%
Personnel Services- Employee Benefits	\$ 493	\$ 4,144	\$ 4,144	\$ 1,682	\$ -	40.59%
Contractual Services	\$ -	\$ 216,612	\$ 216,612	\$ 100	\$ -	0.05%
Commodities	\$ -	\$ 7,715	\$ 7,715	\$ -	\$ -	0.00%
Transfers Out	\$ -	\$ 262	\$ 262	\$ 262	\$ -	100.00%
421 Elec Agg Civic Contribution	\$ 6,780	\$ 254,648	\$ 102,089	\$ 47,354	\$ -	46.38%
Contractual Services	\$ 6,780	\$ 75,000	\$ 75,000	\$ 20,265	\$ -	27.02%
Contingency and Other	\$ -	\$ 152,559	\$ -	\$ -	\$ -	N/A
Transfers Out	\$ -	\$ 27,089	\$ 27,089	\$ 27,089	\$ -	100.00%

Kane County Expenditure Report - Detail
Through April 30, 2023 (41.7% YTD, 42.31% Payroll Expense through Pay Period Ending 04/29/2023)

	Current Month Transactions	Total Amended Budget	Total Amended Budget excluding Net Income	YTD Actual Transactions	YTD Encumbrances	Total % Used
650 Enterprise Surcharge	\$ 14,949	\$ 223,463	\$ 223,463	\$ 83,412	\$ 13,434	37.33%
Personnel Services- Salaries & Wages	\$ 5,099	\$ 22,845	\$ 22,845	\$ 18,695	\$ -	81.83%
Personnel Services- Employee Benefits	\$ 2,205	\$ 9,113	\$ 9,113	\$ 7,555	\$ -	82.90%
Contractual Services	\$ 7,323	\$ 171,716	\$ 171,716	\$ 49,314	\$ 13,434	28.72%
Commodities	\$ 323	\$ 17,925	\$ 17,925	\$ 5,985	\$ -	33.39%
Transfers Out	\$ -	\$ 1,864	\$ 1,864	\$ 1,864	\$ -	100.00%
751 Subdivision Review Escrow	\$ -	\$ 1,000	\$ 1,000	\$ -	\$ -	0.00%
Contractual Services	\$ -	\$ 1,000	\$ 1,000	\$ -	\$ -	0.00%
690 Development	\$ 1,370,856	\$ 17,292,473	\$ 12,632,521	\$ 3,327,708	\$ 241,119	26.34%
001 General Fund	\$ 138,409	\$ 1,222,841	\$ 1,222,841	\$ 496,712	\$ -	40.62%
Personnel Services- Salaries & Wages	\$ 106,236	\$ 883,591	\$ 883,591	\$ 366,592	\$ -	41.49%
Personnel Services- Employee Benefits	\$ 29,572	\$ 244,324	\$ 244,324	\$ 95,232	\$ -	38.98%
Contractual Services	\$ 1,434	\$ 71,946	\$ 71,946	\$ 27,192	\$ -	37.79%
Commodities	\$ 1,167	\$ 22,980	\$ 22,980	\$ 7,696	\$ -	33.49%
400 Economic Development	\$ 7,658	\$ 357,084	\$ 357,084	\$ 33,863	\$ -	9.48%
Personnel Services- Salaries & Wages	\$ 5,266	\$ 45,784	\$ 45,784	\$ 19,308	\$ -	42.17%
Personnel Services- Employee Benefits	\$ 2,392	\$ 20,039	\$ 20,039	\$ 8,160	\$ -	40.72%
Contractual Services	\$ -	\$ 286,491	\$ 286,491	\$ 2,025	\$ -	0.71%
Commodities	\$ -	\$ 400	\$ 400	\$ -	\$ -	0.00%
Transfers Out	\$ -	\$ 4,370	\$ 4,370	\$ 4,370	\$ -	100.00%
401 Community Dev Block Program	\$ 144,411	\$ 2,022,761	\$ 2,022,761	\$ 297,861	\$ (0)	14.73%
Personnel Services- Salaries & Wages	\$ 16,760	\$ 187,584	\$ 187,584	\$ 59,716	\$ -	31.83%
Personnel Services- Employee Benefits	\$ 4,482	\$ 81,898	\$ 81,898	\$ 15,552	\$ -	18.99%
Contractual Services	\$ 122,631	\$ 1,720,793	\$ 1,720,793	\$ 197,466	\$ -	11.48%
Commodities	\$ 128	\$ 8,356	\$ 8,356	\$ 1,119	\$ -	13.39%
Transfers Out	\$ 410	\$ 24,130	\$ 24,130	\$ 24,008	\$ -	99.50%

Kane County Expenditure Report - Detail
Through April 30, 2023 (41.7% YTD, 42.31% Payroll Expense through Pay Period Ending 04/29/2023)

	Current Month Transactions	Total Amended Budget	Total Amended Budget excluding Net Income	YTD Actual Transactions	YTD Encumbrances	Total % Used
402 HOME Program	\$ 756,208	\$ 1,264,538	\$ 1,264,538	\$ 1,249,112	\$ -	98.78%
Personnel Services- Salaries & Wages	\$ 9,720	\$ 84,740	\$ 84,740	\$ 35,690	\$ -	42.12%
Personnel Services- Employee Benefits	\$ 2,537	\$ 30,830	\$ 30,830	\$ 8,766	\$ -	28.43%
Contractual Services	\$ 743,626	\$ 1,145,386	\$ 1,145,386	\$ 1,202,974	\$ -	105.03%
Commodities	\$ 71	\$ 960	\$ 960	\$ 411	\$ -	42.86%
Transfers Out	\$ 254	\$ 2,622	\$ 2,622	\$ 1,270	\$ -	48.45%
403 Unincorporated Stormwater Mgmt	\$ -	\$ 55,000	\$ 55,000	\$ -	\$ -	0.00%
Contractual Services	\$ -	\$ 55,000	\$ 55,000	\$ -	\$ -	0.00%
404 Homeless Management Info Systems	\$ 20,322	\$ 227,366	\$ 227,366	\$ 90,423	\$ -	39.77%
Personnel Services- Salaries & Wages	\$ 9,130	\$ 100,434	\$ 100,434	\$ 33,836	\$ -	33.69%
Personnel Services- Employee Benefits	\$ 3,061	\$ 36,956	\$ 36,956	\$ 10,744	\$ -	29.07%
Contractual Services	\$ 7,753	\$ 85,758	\$ 85,758	\$ 43,956	\$ -	51.26%
Commodities	\$ 84	\$ 1,596	\$ 1,596	\$ 462	\$ -	28.93%
Transfers Out	\$ 293	\$ 2,622	\$ 2,622	\$ 1,427	\$ -	54.41%
405 Cost Share Drainage	\$ 21,387	\$ 189,403	\$ 189,403	\$ 28,107	\$ 70,606	14.84%
Contractual Services	\$ 21,387	\$ 188,563	\$ 188,563	\$ 28,007	\$ 70,606	14.85%
Commodities	\$ -	\$ 840	\$ 840	\$ 100	\$ -	11.90%
406 OCR & Recovery Act Programs	\$ -	\$ 55,552	\$ 55,552	\$ 73	\$ -	0.13%
Personnel Services- Salaries & Wages	\$ -	\$ 3,107	\$ 3,107	\$ 62	\$ -	2.00%
Personnel Services- Employee Benefits	\$ -	\$ 2,137	\$ 2,137	\$ 8	\$ -	0.37%
Contractual Services	\$ -	\$ 50,162	\$ 50,162	\$ 3	\$ -	0.01%
Transfers Out	\$ -	\$ 146	\$ 146	\$ -	\$ -	0.00%

Kane County Expenditure Report - Detail
Through April 30, 2023 (41.7% YTD, 42.31% Payroll Expense through Pay Period Ending 04/29/2023)

	Current Month Transactions	Total Amended Budget	Total Amended Budget excluding Net Income	YTD Actual Transactions	YTD Encumbrances	Total % Used
407 Quality of Kane Grants	\$ -	\$ 30,110	\$ 30,110	\$ -	\$ -	0.00%
Contractual Services	\$ -	\$ 30,110	\$ 30,110	\$ -	\$ -	0.00%
409 Continuum of Care Planning Grant	\$ 6,508	\$ 87,429	\$ 87,429	\$ 26,161	\$ -	29.92%
Personnel Services- Salaries & Wages	\$ 4,347	\$ 36,760	\$ 36,760	\$ 17,319	\$ -	47.11%
Personnel Services- Employee Benefits	\$ 1,446	\$ 13,341	\$ 13,341	\$ 5,330	\$ -	39.95%
Contractual Services	\$ 550	\$ 35,636	\$ 35,636	\$ 2,599	\$ -	7.29%
Commodities	\$ 30	\$ 381	\$ 381	\$ 190	\$ -	49.87%
Transfers Out	\$ 137	\$ 1,311	\$ 1,311	\$ 723	\$ -	55.16%
410 Elgin CDBG	\$ 23,430	\$ 959,568	\$ 959,568	\$ 320,412	\$ -	33.39%
Personnel Services- Salaries & Wages	\$ 5,784	\$ 115,687	\$ 115,687	\$ 26,856	\$ -	23.21%
Personnel Services- Employee Benefits	\$ 1,557	\$ 48,916	\$ 48,916	\$ 6,793	\$ -	13.89%
Contractual Services	\$ 15,928	\$ 790,653	\$ 790,653	\$ 285,700	\$ -	36.13%
Commodities	\$ 44	\$ 1,253	\$ 1,253	\$ 301	\$ -	24.01%
Transfers Out	\$ 117	\$ 3,059	\$ 3,059	\$ 762	\$ -	24.92%
412 Emergency Rental Assistance #2	\$ 8,987	\$ 7,935,693	\$ 3,275,746	\$ 28,282	\$ -	0.86%
Personnel Services- Salaries & Wages	\$ 6,974	\$ 73,046	\$ 73,046	\$ 18,281	\$ -	25.03%
Personnel Services- Employee Benefits	\$ 1,198	\$ 46,240	\$ 46,240	\$ 3,120	\$ -	6.75%
Contractual Services	\$ 640	\$ 3,148,912	\$ 3,148,912	\$ 2,985	\$ -	0.09%
Commodities	\$ 58	\$ 4,452	\$ 4,452	\$ 3,447	\$ -	77.43%
Contingency and Other	\$ -	\$ 4,659,947	\$ -	\$ -	\$ -	N/A
Transfers Out	\$ 117	\$ 3,096	\$ 3,096	\$ 449	\$ -	14.52%
413 CDBG-CV	\$ 196,821	\$ 551,800	\$ 551,800	\$ 466,075	\$ -	84.46%
Personnel Services- Salaries & Wages	\$ 1,205	\$ 29,903	\$ 29,903	\$ 3,181	\$ -	10.64%
Personnel Services- Employee Benefits	\$ 487	\$ 13,307	\$ 13,307	\$ 1,520	\$ -	11.43%
Contractual Services	\$ 195,101	\$ 508,168	\$ 508,168	\$ 461,238	\$ -	90.76%
Commodities	\$ 8	\$ 422	\$ 422	\$ 37	\$ -	8.77%
Transfers Out	\$ 20	\$ -	\$ -	\$ 98	\$ -	N/A
414 Home - ARP	\$ 943	\$ 853,213	\$ 853,213	\$ 6,028	\$ -	0.71%
Personnel Services- Salaries & Wages	\$ 643	\$ 100,247	\$ 100,247	\$ 4,427	\$ -	4.42%
Personnel Services- Employee Benefits	\$ 196	\$ 40,175	\$ 40,175	\$ 819	\$ -	2.04%
Contractual Services	\$ 80	\$ 710,877	\$ 710,877	\$ 617	\$ -	0.09%
Commodities	\$ 4	\$ 1,914	\$ 1,914	\$ 48	\$ -	2.50%
Transfers Out	\$ 20	\$ -	\$ -	\$ 117	\$ -	N/A

Kane County Expenditure Report - Detail
Through April 30, 2023 (41.7% YTD, 42.31% Payroll Expense through Pay Period Ending 04/29/2023)

	Current Month Transactions	Total Amended Budget	Total Amended Budget excluding Net Income	YTD Actual Transactions	YTD Encumbrances	Total % Used
415 Homeless Prevention Program	\$ 29,172	\$ 246,230	\$ 246,230	\$ 133,470	\$ -	54.21%
Personnel Services- Salaries & Wages	\$ 9,630	\$ -	\$ -	\$ 34,583	\$ -	N/A
Personnel Services- Employee Benefits	\$ 3,113	\$ -	\$ -	\$ 10,275	\$ -	N/A
Contractual Services	\$ 15,858	\$ 240,587	\$ 240,587	\$ 85,834	\$ -	35.68%
Commodities	\$ 200	\$ -	\$ -	\$ 1,039	\$ -	N/A
Transfers Out	\$ 371	\$ 5,643	\$ 5,643	\$ 1,739	\$ -	30.82%
425 Blighted Structure Demolition	\$ 2,000	\$ 120,000	\$ 120,000	\$ 2,014	\$ -	1.68%
Contractual Services	\$ 2,000	\$ 120,000	\$ 120,000	\$ 2,014	\$ -	1.68%
435 Growing for Kane	\$ -	\$ 87,000	\$ 87,000	\$ 1,500	\$ -	1.72%
Contractual Services	\$ -	\$ 85,500	\$ 85,500	\$ 1,500	\$ -	1.75%
Commodities	\$ -	\$ 1,500	\$ 1,500	\$ -	\$ -	0.00%
520 Mill Creek Special Service Area	\$ 14,599	\$ 1,009,409	\$ 1,009,409	\$ 147,615	\$ 170,513	14.62%
Personnel Services- Salaries & Wages	\$ 7,880	\$ 69,758	\$ 69,758	\$ 28,892	\$ -	41.42%
Personnel Services- Employee Benefits	\$ 3,304	\$ 28,041	\$ 28,041	\$ 11,310	\$ -	40.33%
Contractual Services	\$ 2,095	\$ 858,814	\$ 858,814	\$ 77,491	\$ 169,110	9.02%
Commodities	\$ 1,321	\$ 26,900	\$ 26,900	\$ 4,026	\$ 1,403	14.97%
Transfers Out	\$ -	\$ 25,896	\$ 25,896	\$ 25,896	\$ -	100.00%
521 Bowes Creek Special Service Area	\$ -	\$ 5	\$ -	\$ -	\$ -	N/A
Contingency and Other	\$ -	\$ 5	\$ -	\$ -	\$ -	N/A

Kane County Expenditure Report - Detail
Through April 30, 2023 (41.7% YTD, 42.31% Payroll Expense through Pay Period Ending 04/29/2023)

	Current Month Transactions	Total Amended Budget	Total Amended Budget excluding Net Income	YTD Actual Transactions	YTD Encumbrances	Total % Used
5302 Shirewood Farm SSA SW39	\$ -	\$ 110	\$ 110	\$ -	\$ -	0.00%
Contractual Services	\$ -	\$ 110	\$ 110	\$ -	\$ -	0.00%
5304 Wildwood West SBA SW41	\$ -	\$ 665	\$ 665	\$ -	\$ -	0.00%
Transfers Out	\$ -	\$ 665	\$ 665	\$ -	\$ -	0.00%
5306 Cheval DeSelle Venetian SBA SW43	\$ -	\$ 2,200	\$ 2,200	\$ -	\$ -	0.00%
Contractual Services	\$ -	\$ 2,200	\$ 2,200	\$ -	\$ -	0.00%
5308 Plank Road Estates SBA SW45	\$ -	\$ 1,575	\$ 1,575	\$ -	\$ -	0.00%
Contractual Services	\$ -	\$ 1,575	\$ 1,575	\$ -	\$ -	0.00%
5310 Exposition View SBA SW47	\$ -	\$ 500	\$ 500	\$ -	\$ -	0.00%
Contractual Services	\$ -	\$ 500	\$ 500	\$ -	\$ -	0.00%
5311 Pasadena Drive SBA SW48	\$ -	\$ 3,872	\$ 3,872	\$ -	\$ -	0.00%
Contractual Services	\$ -	\$ 1,300	\$ 1,300	\$ -	\$ -	0.00%
Transfers Out	\$ -	\$ 2,572	\$ 2,572	\$ -	\$ -	0.00%
5312 Tamara Dittman SBA SW 50	\$ -	\$ 1,215	\$ 1,215	\$ -	\$ -	0.00%
Transfers Out	\$ -	\$ 1,215	\$ 1,215	\$ -	\$ -	0.00%
5313 Church Molitor SSA SA 52	\$ -	\$ 3,334	\$ 3,334	\$ -	\$ -	0.00%
Transfers Out	\$ -	\$ 3,334	\$ 3,334	\$ -	\$ -	0.00%
5314 45W185 Plank Road SSA SW 54	\$ -	\$ 4,000	\$ 4,000	\$ -	\$ -	0.00%
Transfers Out	\$ -	\$ 4,000	\$ 4,000	\$ -	\$ -	0.00%

Kane County Expenditure Report - Detail
Through April 30, 2023 (41.7% YTD, 42.31% Payroll Expense through Pay Period Ending 04/29/2023)

	Current Month	Total Amended	Total Amended	YTD Actual	YTD	Total % Used
	Transactions	Budget	excluding Net	Transactions	Encumbrances	
			Income			
760 Debt Service	\$ -	\$ 5,220,637	\$ 5,192,694	\$ 3,120,032	\$ -	60.09%
601 Public Building Commission	\$ -	\$ 11,240	\$ -	\$ -	\$ -	N/A
Contingency and Other	\$ -	\$ 11,240	\$ -	\$ -	\$ -	N/A
610 Capital Improvement Debt Service	\$ -	\$ 202,202	\$ 202,202	\$ 101,101	\$ -	50.00%
Debt Service	\$ -	\$ 202,202	\$ 202,202	\$ 101,101	\$ -	50.00%
620 Motor Fuel Tax Debt Service	\$ -	\$ 3,000	\$ -	\$ -	\$ -	N/A
Contingency and Other	\$ -	\$ 3,000	\$ -	\$ -	\$ -	N/A
621 Transit Sales Tax Debt Service	\$ -	\$ 1,750	\$ -	\$ -	\$ -	N/A
Contingency and Other	\$ -	\$ 1,750	\$ -	\$ -	\$ -	N/A
622 Recovery Zone Bond Debt Service	\$ -	\$ 135,187	\$ 123,234	\$ 100,470	\$ -	81.53%
Contractual Services	\$ -	\$ 550	\$ 550	\$ 550	\$ -	100.00%
Contingency and Other	\$ -	\$ 11,953	\$ -	\$ -	\$ -	N/A
Debt Service	\$ -	\$ 122,684	\$ 122,684	\$ 99,920	\$ -	81.45%
623 JJC/AJC Refunding Debt Service	\$ -	\$ 3,076,121	\$ 3,076,121	\$ 2,918,461	\$ -	94.87%
Contractual Services	\$ -	\$ 550	\$ 550	\$ -	\$ -	0.00%
Debt Service	\$ -	\$ 3,075,571	\$ 3,075,571	\$ 2,918,461	\$ -	94.89%
624 Longmeadow Debt Service	\$ -	\$ 1,736,969	\$ 1,736,969	\$ -	\$ -	0.00%
Debt Service	\$ -	\$ 1,736,969	\$ 1,736,969	\$ -	\$ -	0.00%
625 Longmeadow Debt Srv - Cap Int	\$ -	\$ 54,168	\$ 54,168	\$ -	\$ -	0.00%
Debt Service	\$ -	\$ 54,168	\$ 54,168	\$ -	\$ -	0.00%

Kane County Expenditure Report - Detail
Through April 30, 2023 (41.7% YTD, 42.31% Payroll Expense through Pay Period Ending 04/29/2023)

	Current Month	Total Amended	Total Amended	YTD Actual	YTD	Total % Used
	Transactions	Budget	excluding Net	Transactions	Encumbrances	
			Income			
800 Other- Countywide Expenses	\$ 3,409,819	\$ 102,481,337	\$ 101,486,174	\$ 39,479,396	\$ 4,918,888	38.90%
001 General Fund	\$ 104,068	\$ 8,770,075	\$ 8,770,075	\$ 7,065,697	\$ 252,111	80.57%
Contractual Services	\$ 41,613	\$ 1,928,295	\$ 1,928,295	\$ 1,216,744	\$ 252,317	63.10%
Commodities	\$ 62,455	\$ 1,618,752	\$ 1,618,752	\$ 625,925	\$ (206)	38.67%
Transfers Out	\$ -	\$ 5,223,028	\$ 5,223,028	\$ 5,223,028	\$ -	100.00%
100 County Automation	\$ -	\$ 7,475	\$ 7,475	\$ -	\$ -	0.00%
Contractual Services	\$ -	\$ 7,475	\$ 7,475	\$ -	\$ -	0.00%
110 Illinois Municipal Retirement	\$ 601,239	\$ 5,479,925	\$ 5,479,925	\$ 2,305,593	\$ -	42.07%
Personnel Services- Employee Benefits	\$ 601,239	\$ 5,479,925	\$ 5,479,925	\$ 2,305,593	\$ -	42.07%
111 FICA/Social Security	\$ 574,160	\$ 5,212,071	\$ 5,212,071	\$ 2,069,696	\$ -	39.71%
Personnel Services- Employee Benefits	\$ 574,160	\$ 5,212,071	\$ 5,212,071	\$ 2,069,696	\$ -	39.71%
112 Special Reserve	\$ -	\$ 296,508	\$ 33,908	\$ 33,908	\$ -	100.00%
Contingency and Other	\$ -	\$ 262,600	\$ -	\$ -	\$ -	N/A
Transfers Out	\$ -	\$ 33,908	\$ 33,908	\$ 33,908	\$ -	100.00%
113 Emergency Reserve	\$ -	\$ 52,770	\$ -	\$ -	\$ -	N/A
Contingency and Other	\$ -	\$ 52,770	\$ -	\$ -	\$ -	N/A
114 Property Tax Freeze Protection	\$ -	\$ 5,049,890	\$ 5,000,000	\$ 5,000,000	\$ -	100.00%
Contingency and Other	\$ -	\$ 49,890	\$ -	\$ -	\$ -	N/A
Transfers Out	\$ -	\$ 5,000,000	\$ 5,000,000	\$ 5,000,000	\$ -	100.00%
125 Public Safety Sales Tax	\$ 35,316	\$ 2,042,600	\$ 2,042,600	\$ 883,395	\$ 438,836	43.25%
Contractual Services	\$ 11,875	\$ 949,600	\$ 949,600	\$ 417,143	\$ 68,718	43.93%
Capital	\$ 23,441	\$ 659,000	\$ 659,000	\$ 32,252	\$ 370,118	4.89%
Transfers Out	\$ -	\$ 434,000	\$ 434,000	\$ 434,000	\$ -	100.00%
127 Judicial Technology Sales Tax	\$ 60,449	\$ 1,520,289	\$ 1,496,236	\$ 722,821	\$ 5,227	48.31%
Personnel Services- Salaries & Wages	\$ 24,419	\$ 313,675	\$ 313,675	\$ 84,738	\$ -	27.01%
Personnel Services- Employee Benefits	\$ 6,319	\$ 124,162	\$ 124,162	\$ 21,020	\$ -	16.93%
Contractual Services	\$ 29,711	\$ 1,023,203	\$ 1,023,203	\$ 581,867	\$ 5,227	56.87%
Contingency and Other	\$ -	\$ 24,053	\$ -	\$ -	\$ -	N/A
Transfers Out	\$ -	\$ 35,196	\$ 35,196	\$ 35,196	\$ -	100.00%

Kane County Expenditure Report - Detail
Through April 30, 2023 (41.7% YTD, 42.31% Payroll Expense through Pay Period Ending 04/29/2023)

	Current Month Transactions	Total Amended Budget	Total Amended Budget excluding Net Income	YTD Actual Transactions	YTD Encumbrances	Total % Used
355 American Rescue Plan	\$ 147,916	\$ 26,793,023	\$ 26,793,023	\$ 1,813,193	\$ 4,192	6.77%
Personnel Services- Salaries & Wages	\$ 16,401	\$ 194,651	\$ 194,651	\$ 58,056	\$ -	29.83%
Personnel Services- Employee Benefits	\$ 4,867	\$ 79,703	\$ 79,703	\$ 16,699	\$ -	20.95%
Contractual Services	\$ 126,648	\$ 1,200,084	\$ 1,200,084	\$ 369,213	\$ 4,192	30.77%
Commodities	\$ -	\$ 2,500	\$ 2,500	\$ -	\$ -	0.00%
Contingency and Other	\$ -	\$ 20,934,451	\$ 20,934,451	\$ -	\$ -	0.00%
Capital	\$ -	\$ 3,058,357	\$ 3,058,357	\$ 45,948	\$ -	1.50%
Transfers Out	\$ -	\$ 1,323,277	\$ 1,323,277	\$ 1,323,277	\$ -	100.00%
356 ARP Recoupment of Lost Revenue	\$ -	\$ 10	\$ -	\$ -	\$ -	N/A
Contingency and Other	\$ -	\$ 10	\$ -	\$ -	\$ -	N/A
357 COVID Payroll Reimbursement	\$ -	\$ 11,228,467	\$ 11,228,467	\$ 11,228,467	\$ -	100.00%
Transfers Out	\$ -	\$ 11,228,467	\$ 11,228,467	\$ 11,228,467	\$ -	100.00%
500 Capital Projects	\$ 117,955	\$ 10,329,091	\$ 10,329,091	\$ 1,895,185	\$ 4,218,522	18.35%
Contractual Services	\$ 20,843	\$ 800,000	\$ 800,000	\$ 68,791	\$ 5,000	8.60%
Commodities	\$ -	\$ -	\$ -	\$ 26,956	\$ 4,040	N/A
Capital	\$ 97,112	\$ 9,529,091	\$ 9,529,091	\$ 1,799,437	\$ 4,209,482	18.88%
501 Judicial Facility Construction	\$ 9,314	\$ 905,000	\$ 300,000	\$ 36,252	\$ -	12.08%
Contingency and Other	\$ -	\$ 605,000	\$ -	\$ -	\$ -	N/A
Capital	\$ 9,314	\$ 300,000	\$ 300,000	\$ 36,252	\$ -	12.08%
510 Capital Improvement Bond Const	\$ -	\$ 840	\$ -	\$ -	\$ -	N/A
Contingency and Other	\$ -	\$ 840	\$ -	\$ -	\$ -	N/A
652 Health Insurance Fund	\$ 1,759,403	\$ 24,793,303	\$ 24,793,303	\$ 6,425,189	\$ -	25.92%
Personnel Services- Employee Benefits	\$ 470	\$ 57,455	\$ 57,455	\$ 53,019	\$ -	92.28%
Contractual Services	\$ 1,758,932	\$ 24,735,848	\$ 24,735,848	\$ 6,372,171	\$ -	25.76%
900 Contingency	\$ -	\$ 6,309,033	\$ 6,275,233	\$ -	\$ -	0.00%
001 General Fund	\$ -	\$ 6,275,233	\$ 6,275,233	\$ -	\$ -	0.00%
Personnel Services- Salaries & Wages	\$ -	\$ 3,797,668	\$ 3,797,668	\$ -	\$ -	0.00%
Personnel Services- Employee Benefits	\$ -	\$ 1,491,874	\$ 1,491,874	\$ -	\$ -	0.00%
Contingency and Other	\$ -	\$ 985,691	\$ 985,691	\$ -	\$ -	0.00%
660 Working Cash	\$ -	\$ 33,800	\$ -	\$ -	\$ -	N/A
Contingency and Other	\$ -	\$ 33,800	\$ -	\$ -	\$ -	N/A
Grand Total	\$ 21,081,290	\$ 407,989,463	\$ 400,497,873	\$ 112,117,625	\$ 136,129,802	27.99%



Finance Accounts Payable by GL Distribution

Payment Date Range 04/01/23 - 04/30/23

Vendor	Invoice No.	Invoice Description	Status	Held Reason	Invoice Date	Due Date	G/L Date	Received Date	Payment Date	Invoice Amount
Fund 001 - General Fund										
Department 040 - Finance										
Sub-Department 040 - Finance										
Account 50130 - Certified Audit Contract										
9795 - Baker Tilly Virchow Krause, LLP	BT2349388	Services for FS Audit, Cir Clerk, Single Audit, ARP, yr end FY22	Paid by EFT # 79201		03/27/2023	04/14/2023	04/14/2023		04/24/2023	47,000.00
								Account 50130 - Certified Audit Contract Totals	Invoice Transactions 1	<u>\$47,000.00</u>
Account 50150 - Contractual/Consulting Services										
9795 - Baker Tilly Virchow Krause, LLP	BT2349388	Services for FS Audit, Cir Clerk, Single Audit, ARP, yr end FY22	Paid by EFT # 79201		03/27/2023	04/14/2023	04/14/2023		04/24/2023	7,527.50
								Account 50150 - Contractual/Consulting Services Totals	Invoice Transactions 1	<u>\$7,527.50</u>
Account 53050 - Employment Advertising										
4526 - Fifth Third Bank	7740-TK-03/23	P-Card Payment	Paid by EFT # 79283		04/04/2023	04/14/2023	04/14/2023		04/24/2023	250.00
								Account 53050 - Employment Advertising Totals	Invoice Transactions 1	<u>\$250.00</u>
Account 60000 - Office Supplies										
3578 - Warehouse Direct, Inc.	5449654-1	Office Supplies	Paid by EFT # 79147		03/27/2023	03/27/2023	03/27/2023		04/10/2023	3.32
12287 - Century Springs/Ove Water Services	2056705	Water delivery 03/10, 03/24, 03/31/23 & April Rental Fee	Paid by EFT # 79233		03/31/2023	04/06/2023	04/06/2023		04/24/2023	34.08
								Account 60000 - Office Supplies Totals	Invoice Transactions 2	<u>\$37.40</u>
								Sub-Department 040 - Finance Totals	Invoice Transactions 5	<u>\$54,814.90</u>
								Department 040 - Finance Totals	Invoice Transactions 5	<u>\$54,814.90</u>
Department 140 - County Auditor										
Sub-Department 140 - County Auditor										
Account 52140 - Repairs and Maint- Copiers										
13153 - Toshiba America Business Solutions Inc	5984259	Copier	Paid by EFT # 79136		03/14/2023	03/27/2023	03/27/2023		04/10/2023	5.10
								Account 52140 - Repairs and Maint- Copiers Totals	Invoice Transactions 1	<u>\$5.10</u>
Account 53100 - Conferences and Meetings										
2548 - Illinois Association of County Officials (IACO)	2540	Spring Conference	Paid by Check # 381087		04/06/2023	04/10/2023	04/10/2023		04/24/2023	120.00
2548 - Illinois Association of County Officials (IACO)	2541	Spring Conference	Paid by Check # 381087		04/06/2023	04/10/2023	04/10/2023		04/24/2023	120.00
								Account 53100 - Conferences and Meetings Totals	Invoice Transactions 2	<u>\$240.00</u>
Account 60000 - Office Supplies										
12287 - Century Springs/Ove Water Services	2056708	Water/ Monthly Rent	Paid by EFT # 79233		03/31/2023	04/04/2023	04/04/2023		04/24/2023	17.86
4526 - Fifth Third Bank	6571-PW-03/23	March Pcard	Paid by EFT # 79283		04/04/2023	04/10/2023	04/10/2023		04/24/2023	48.48



Finance Accounts Payable by GL Distribution

Payment Date Range 04/01/23 - 04/30/23

Vendor	Invoice No.	Invoice Description	Status	Held Reason	Invoice Date	Due Date	G/L Date	Received Date	Payment Date	Invoice Amount
Fund 001 - General Fund										
Department 140 - County Auditor										
Sub-Department 140 - County Auditor										
Account 60000 - Office Supplies										
3578 - Warehouse Direct, Inc.	5464450-0	Office Supplies	Paid by EFT # 79511		03/29/2023	04/04/2023	04/04/2023		04/24/2023	18.88
							Account 60000 - Office Supplies Totals	Invoice Transactions	3	<u>\$85.22</u>
							Sub-Department 140 - County Auditor Totals	Invoice Transactions	6	<u>\$330.32</u>
							Department 140 - County Auditor Totals	Invoice Transactions	6	<u>\$330.32</u>
							Fund 001 - General Fund Totals	Invoice Transactions	11	<u>\$55,145.22</u>
							Grand Totals	Invoice Transactions	11	<u>\$55,145.22</u>

**Kane County Purchasing Card Information
Finance & Budget Committee
April 2023 Statement**

AUDITOR'S OFFICE			
Transaction Date	Merchant Name	Additional Information	Transaction Amount
5/1/2023	ACFE	AUSTIN	\$190.00
			Total: \$190.00
FINANCE DEPARTMENT			
Transaction Date	Merchant Name	Additional Information	Transaction Amount
4/10/2023	AMZN MKTP US HS0YG7UZ2	AMZN.COM/BILL	\$156.18
4/12/2023	AMZN MKTP US HJ8QG8Z32	AMZN.COM/BILL	\$511.23
4/12/2023	CA EDD PAYROLL TAX	916-6537327	\$114.33
4/12/2023	OPC CA EDD PAYROLL TAX	800-4874567	\$2.63
4/18/2023	AMZN MKTP US HV4ZO7T31	AMZN.COM/BILL	\$53.18
4/19/2023	AMZN MKTP US HV5ST0MO1	AMZN.COM/BILL	\$1,150.00
4/19/2023	AMZN MKTP US HV75V8SF0	AMZN.COM/BILL	\$727.49
4/22/2023	AMAZON.COM HV9J937Q2	AMZN.COM/BILL	\$211.76
4/25/2023	AMZN MKTP US HF3RW7BZ0	AMZN.COM/BILL	\$355.70
4/25/2023	AMZN MKTP US HF6QP1SD0	AMZN.COM/BILL	\$8.69
4/27/2023	AMAZON.COM HF89A1632 A	AMZN.COM/BILL	\$393.04
4/27/2023	AMAZON.COM HM2OU2OP0 A	AMZN.COM/BILL	\$257.60
4/27/2023	CA EDD PAYROLL TAX	SACRAMENTO	\$128.16
4/27/2023	OPC CA EDD PAYROLL TAX	NORCROSS	\$2.95
5/2/2023	AMAZON.COM HM30R1BT1 A	AMZN.COM/BILL	\$39.99
5/2/2023	AMZN MKTP US C64G811S3	AMZN.COM/BILL	\$35.20
5/2/2023	AMZN MKTP US HM2AG0XP2	AMZN.COM/BILL	\$405.90
5/2/2023	AMZN MKTP US LI50A0AU3	AMZN.COM/BILL	\$318.78
			Total: \$4,872.81
			Total all: \$5,062.81

SALES TAX ANALYSIS 2020-2023
001.000.000.30100

State Liability Month	State Collection Month	State Report (Voucher) Month	County Receipt Month	% Change		% Change		% Change		% Change	
				2020	2019-2020	2021	2020-2021	2022	2021-2022	2023	2022-2023
November *	December	January	February	1,390,496	0.56%	1,318,807	-5.16%	2,009,822	52.40%	2,122,090	5.59%
December	January	February	March	1,577,509	5.22%	1,659,281	5.18%	2,160,063	30.18%	2,286,576	5.86%
January	February	March	April	1,089,360	5.17%	1,261,639	15.81%	1,557,582	23.46%	1,696,112	8.89%
February	March	April	May	1,026,621	-2.61%	1,158,134	12.81%	1,540,077	32.98%	1,617,314	5.02%
March	April	May	June	1,064,716	-19.62%	1,764,507	65.73%	1,926,432	9.18%	-	-100.00%
April	May	June	July	953,099	-29.23%	1,721,646	80.64%	1,973,489	14.63%	-	-100.00%
May	June	July	August	1,211,800	-20.25%	1,954,697	61.31%	2,221,547	13.65%	-	-100.00%
June	July	August	September	1,482,712	-3.08%	2,042,973	37.79%	2,219,008	8.62%	-	-100.00%
July	August	September	October	1,490,272	-1.23%	1,923,011	29.04%	2,102,055	9.31%	-	-100.00%
August	September	October	November	1,430,709	-7.21%	1,948,129	36.17%	2,105,264	8.07%	-	-100.00%
September	October	November	December	1,461,709	4.34%	1,952,033	33.54%	2,115,797	8.39%	-	-100.00%
October	November	December	January	1,426,519	-0.33%	1,911,934	34.03%	2,134,071	11.62%	-	-100.00%
TOTAL				15,605,522	-5.85%	20,616,791	32.11%	24,065,209	16.73%	7,722,091	-67.91%

2023 YTD		7,267,544		7,722,091	6.25%
		454,547			
2023 Budget	24,700,000.00				
2023 Budget YTD	8,233,333	(511,242)	-6.21%		

Sales Tax payments are normally received the month following the state vouchers it.
The state vouchers collections it received the previous month.
The state collections are received the month after the underlying transaction (liability) occurred.

The state liability month is the basis of revenue recognition

* Since November revenue was unavailable in previous FY it is added to current FY and current year November is excluded from current FY.

STATE OF ILLINOIS)

SS.

COUNTY OF KANE)

REPORT NO. TMP-23-738

MONTHLY REPORT



Office of the Kane County Auditor

PENNY WEGMAN, M.B.A

Kane County Auditor

719 S. Batavia Ave. Geneva, IL 60134
Phone: 630-232-5915

May 24th, 2023

Finance and Budget Committee Report

Announcements from the Auditor's Office

- Kane County Auditor's Hotline – This is a reminder that we have an Audit Hotline used for reporting fraud, waste or abuse and all information can be submitted anonymously and will remain confidential.
 - (630) 23-AUDIT (630-232-8348) or auditor@co.kane.il.us
- Attached is the Procurement Card Report for the April 2023 statement. We are now including the business purposes that the Departments and Offices are providing on their support.
 - Missing receipt affidavits: 2
 - Resolved affidavits: 0
- The Accounts Payable Activity Report for April 2023 is included in the packet.
- The 2022 Review of Kane County Elected Officials Salaries has been completed and posted on our website.
- The Auditor's Office has completed the 2022 Annual Survey of Public Employment & Payroll through the US Census Bureau. This is a task that we perform annually.

Accounts Payable Claims Paid Report

The Accounts Payable Claims Paid Report for April 2023 details the 2,009 payments (including any void and re-issued checks) which were processed resulting in net payments of \$6,236,751.70.

The detailed report is included in the agenda packet.

Monthly Payroll Audit

The Auditor's Office reviewed 2,696 payroll records in the month of April.



OFFICE OF THE KANE COUNTY AUDITOR

Penny Wegman, Kane County Auditor

**April 2023 Statement
Procurement Card Activity Report**

Tom Laird
Deputy Auditor

Bob Quillinan
Danielle Hoffman
Staff Auditors

Jill Lombardi
Alexyia Martinez
Accounts Payable Specialists

719 S. Batavia Ave, Geneva, IL 60134
(630) 232-5915

Department	Merchant Name	Transaction Date	Transaction Amount	Business Purpose
Animal Control	FOX VALLEY ANIMAL WELF	3/15/2023	55	Spray/ neuter
Animal Control	IFHS	3/6/2023	100	Annual renewal
Animal Control	FOX VALLEY ANIMAL WELF	3/21/2023	110	Two spray/neuter
Animal Control	MENARDS MONTGOMERY IL	3/15/2023	119.4	Office supplies
Animal Control	ANTECH DIAGNOSTICS	3/10/2023	580.23	Payment on check
Auditor	AMZN MKTP US AMZN.COM/	3/16/2023	-23.79	Office supplies
Auditor	AMZN MKTP US H59CC7D41	3/7/2023	23.79	Office supplies
Auditor	AMZN MKTP US H75T36472	3/24/2023	48.48	Office supplies
Building Management	AMZN MKTP US H589C2WD0	3/6/2023	13.65	Tools/supplies
Building Management	AMZN MKTP US H56GG8AF2	3/6/2023	43.11	Tools/supplies
Building Management	AMZN MKTP US HY76K05B0	3/28/2023	53.97	Tools/supplies
Building Management	AMZN MKTP US H538B11V1	3/6/2023	129.56	Tools/supplies
Building Management	AMZN MKTP US HY9LN1OW1	3/27/2023	178.95	Tools/supplies
Building Management	AMZN MKTP US H78PH4LP0	3/20/2023	301.97	Tools/supplies
Building Management	AMZN MKTP US HG4JF1DY0	3/10/2023	549.73	Tools/supplies
Building Management	USPS PO 1630120134	3/21/2023	1,480.00	Annual renewal
Building Management	AMZN MKTP US HY8L94VJ1	3/30/2023	23.98	Office supplies
Building Management	FOX METRO WATER RECLAM	3/29/2023	96.39	None Stated
Building Management	FOX METRO WATER RECLAM	3/29/2023	192.07	None Stated
Building Management	WAREHOUSE DIRECT	3/21/2023	1,552.39	Office supplies
Building Management	AMZN MKTP US H77GP0JM0	3/20/2023	61.5	Traffic cones and Grabbers for Trash pick-up
Building Management	THE HOME DEPOT #1921	3/22/2023	63.92	Patch for potholes and shovel
Building Management	AMZN MKTP US H79CL8GF1	3/24/2023	89.98	Mount rearview mirror
Building Management	AMZN MKTP US HY6OV38CO	3/29/2023	125	Print holders and rack
Building Management	DISCOUNT TIRE ILC 33	3/17/2023	180	Tire Pressure Sensors
Building Management	AMZN MKTP US HS3SX9LT0	4/2/2023	265	Print holders and rack
Circuit Clerk	KANECOUNTYCOUGARS-GROU	3/29/2023	100	Job fair booth
Circuit Clerk	INTERNATIONAL PUBLIC M	3/6/2023	175	KMH IPMA dues
Circuit Clerk	ZIPRECRUITER, INC.	3/13/2023	485.1	Zip recruiter monthly fee
Circuit Clerk	MICHAELS STORES 9821	3/8/2023	31.99	Frame
Circuit Clerk	AMZN MKTP US HC5ML0LB1	3/16/2023	56.29	Replacement laptop screen
Circuit Clerk	AMZN MKTP US HC4VN33E1	3/17/2023	129.99	Replacement laptop screen
Circuit Clerk	AMZN MKTP US HG6LO7IT0	3/12/2023	133.5	Office supplies
Circuit Clerk	MIDWEST AWARDS	3/22/2023	65.9	None Stated
Circuit Clerk	CORNER BAKERY 0199	3/10/2023	100.17	Strategic Meeting Lunch
Community Reinvestment	MICROSOFT SUBSCRIPTION	4/1/2023	1.99	Subscriptions
Coroner	PIRATE SHIP POSTAGE	3/15/2023	7.09	Shipping histology
Coroner	PIRATE SHIP POSTAGE	4/3/2023	7.89	Operating supplies
Coroner	AMAZON.COM HG9718WX1 A	3/15/2023	25.93	Operating supplies
Coroner	AMZN MKTP US HG18O6A41	3/11/2023	38.96	Office supplies
Coroner	AMZN MKTP US H582Z3KV1	3/8/2023	83.87	Office supplies
Coroner	AMZN MKTP US HY3E27I00	3/31/2023	104.29	Uniforms
Coroner	AMZN MKTP US HY7R01HA1	3/31/2023	111.03	Uniforms
Coroner	AMZN MKTP US HY8KI2622	4/3/2023	163.62	Uniforms
Coroner	AMZN MKTP US HY51P9T52	3/31/2023	170.68	Uniforms

Coroner	SQ IL DIVISION INTL A	3/28/2023	200	Employee conference Training
Coroner	SQ IL DIVISION INTL A	3/28/2023	200	Employee conference Training
Coroner	SQ IL DIVISION INTL A	3/28/2023	200	Employee conference Training
Coroner	SQ IL DIVISION INTL A	3/28/2023	200	Employee conference Training
Coroner	SQ IL DIVISION INTL A	3/27/2023	200	Employee conference Training
Coroner	SQ IL DIVISION INTL A	3/27/2023	200	Employee conference Training
Coroner	SQ IL DIVISION INTL A	3/27/2023	200	Employee conference Training
Coroner	SQ IL DIVISION INTL A	3/28/2023	200	Employee conference Training
Coroner	SQ IL DIVISION INTL A	3/28/2023	200	Employee conference Training
Coroner	SQ IL DIVISION INTL A	3/28/2023	200	Employee conference Training
Coroner	BVD BEENVERIFIED.COM	3/15/2023	9.95	Subscriptions
Coroner	CHICAGO TRIB SUBSCRIPT	3/21/2023	19.96	Subscriptions
Coroner	TLO TRANSUNION	4/3/2023	75	Subscriptions
Coroner	ILSOS INT VEH RENEWAL	3/15/2023	154.4	Vehicle License
County Board	PAYPAL ETSY INC	3/10/2023	-1.04	Refund
County Board	PAYPAL ETSY INC	3/10/2023	14.03	Name tag
County Board	STAPLES 00116335	3/20/2023	42.99	None Stated
County Board	AGE GUIDE	3/29/2023	51.25	None Stated
County Board	DUNKIN #310427 Q35	3/14/2023	89.94	None Stated
County Clerk	AMZN MKTP US HY79319F1	4/2/2023	8.74	Computer Supplies
County Clerk	AMAZON.COM HG8P17JP2	3/12/2023	8.85	Operating Supplies
County Clerk	AMZN MKTP US H76O57BL1	3/24/2023	9.9	Operating Supplies
County Clerk	AMZN MKTP US H52PJ4XL2	3/7/2023	16.34	Office Supplies
County Clerk	AMZN MKTP US H57OY0GM1	3/6/2023	19.5	Office Supplies
County Clerk	AMZN MKTP US H74IP4W70	3/24/2023	20.95	Office Supplies
County Clerk	AMZN MKTP US H54YS6XS1	3/6/2023	20.95	Operating Supplies
County Clerk	CHICAGO TRIB SUBSCRIPT	3/9/2023	27.72	Books and Subscriptions
County Clerk	AMZN MKTP US HG6HQ3PU1	3/12/2023	39.98	Computer Supplies
County Clerk	AMAZON.COM HS2NN9FL1 A	4/3/2023	54.89	Computer Supplies
County Clerk	AMZN MKTP US H74XW6130	3/24/2023	75.91	Computer Supplies
County Clerk	AMZN MKTP US HY01R6691	4/1/2023	88.35	Computer Supplies
County Clerk	AMZN MKTP US H79808J32	3/25/2023	105.85	Computer Supplies
County Clerk	AMAZON.COM HG9BT3312	3/12/2023	115.87	Computer Supplies
County Clerk	WALTER CURTIS COMPANY	3/21/2023	120	Operating Supplies
County Clerk	GALLS	3/11/2023	349.84	Operating Supplies
County Clerk	AMZN MKTP US HY1NZ8390	3/26/2023	701.74	Computer Supplies
Court Services	AMAZON.COM HG0EY2OE0	3/7/2023	151.88	Toner, Book
Court Services	NETFLIX.COM	3/27/2023	19.99	Subscription for juveniles
Court Services	AMZN MKTP US	3/10/2023	-653.15	Refund for chairs
Court Services	AMZN MKTP US HG4KP6662	3/15/2023	17.45	Supplies
Court Services	MEIJER # 182	3/6/2023	19.45	Veteran's court break session
Court Services	HOBBY-LOBBY #0163	3/27/2023	20.81	Art show supplies
Court Services	AGENT FEE 89008355036403	3/10/2023	25	Fee
Court Services	HOBBY-LOBBY #0163	3/20/2023	27.78	Art show supplies
Court Services	AMZN MKTP US HG78Y8SF0	3/11/2023	32.45	Vehicle Supplies
Court Services	WM SUPERCENTER #5352	3/14/2023	36.93	Supplies for art show
Court Services	AMZN MKTP US HG1MA2KN0	3/11/2023	41.57	Office supplies

Court Services	AMZN MKTP US HG7D67GN1	3/12/2023	43.33	Supplies for art show
Court Services	WALGREENS #6796	3/20/2023	50	TAC Gradation
Court Services	AMZN MKTP US HY0DS27Z0	3/30/2023	50.06	Art show supplies
Court Services	WAL-MART #5352	3/14/2023	96.38	Supplies for art show
Court Services	WENDY'S 8311	3/16/2023	100	Participants incentives
Court Services	TACO BELL 036206	3/16/2023	100	Participants incentives
Court Services	CHICK-FIL-A #02785	3/16/2023	100	Participants incentives
Court Services	CHIPOTLE 3849	3/16/2023	100	Participants incentives
Court Services	WAL-MART #5352	3/14/2023	100	Incentives
Court Services	JUST KABOBS	3/6/2023	107.66	Veteran's court break session
Court Services	ROSATIS PIZZA - ST CH	3/7/2023	110	Alumni Group
Court Services	AMZN MKTP US HC6620B51	3/19/2023	118.88	Incentives for participants
Court Services	AMZN MKTP US H75TU7OU0	3/19/2023	119.88	Incentives for participants
Court Services	BRIGHTSIDE	3/29/2023	208	BJA 2020
Court Services	AMZN MKTP US HG88B7DX1	3/14/2023	210.43	Supplies for art show
Court Services	AMZN MKTP US HG0CV0J21	3/11/2023	338.2	Supplies for art show
Court Services			463.98	Training
Court Services			463.98	Training
Court Services	SOUTHWEST AIRLINES	3/10/2023	545.96	Conference
Court Services	SOUTHWEST AIRLINES	3/9/2023	650	Conference
Court Services	AMZN MKTP US H52A97WR2	3/10/2023	653.15	Chairs
Court Services	TYLER USER CONFERENCE	3/10/2023	1,067.00	Conference
Court Services	TYLER USER CONFERENCE	3/10/2023	1,067.00	Conference
Court Services	TYLER USER CONFERENCE	3/10/2023	1,067.00	Conference
Court Services	TYLER USER CONFERENCE	3/10/2023	1,099.00	Conference
Court Services	TYLER USER CONFERENCE	3/10/2023	1,099.00	Conference
Court Services	CASEYS #2172	3/24/2023	48.16	Cope meeting
Court Services	NATIONAL ASSOCIATION O	3/10/2023	75	Conference
Court Services	NATIONAL ASSOCIATION O	3/10/2023	75	Conference
Court Services	NATIONAL ASSOCIATION O	3/10/2023	75	Conference
Court Services	JIMMY JOHNS - 433 - MO	3/22/2023	75.99	Drug court book club
Court Services	WAL-MART #5352	3/28/2023	173.73	Problem solving court art show
Court Services	EB ILATSA 2023 ANNUAL	3/8/2023	187.29	Training
Court Services	AMZN MKTP US H59AE42R1	3/8/2023	10.99	Border for staff bulletin board
Court Services	AMZN MKTP US HY7PB7FZ0	3/25/2023	11.99	Popcorn seasoning for resident plus parties
Court Services	AMZN MKTP US H501R8271	3/8/2023	29.98	Pressure washer to clean ice machine in the kitchen
Court Services	IL TOLLWAY-WEB	3/15/2023	50	Replenish I-Pass
Court Services	ONLINE JOB ADS INDEED	4/1/2023	149.62	Advertising
Court Services	AMAZON.COM H3E92NJ0	4/2/2023	179.99	Vacuum cleaner for the administration office
Court Services	AMZN MKTP US HC3Y007P0	3/17/2023	188.5	End tab dividers for medical files
Court Services	AMAZON.COM H76X92JA1 A	3/22/2023	322.18	Basketball hoop backboard padding for JJC gym
Court Services	ONLINE JOB ADS INDEED	3/25/2023	500.7	Advertising
Court Services	ONLINE JOB ADS INDEED	3/13/2023	507.39	Advertising
Development	IN SHELTERING HILLS D	3/23/2023	250	Training
Development	AMZN MKTP US	3/9/2023	-247.2	Refund for chairs
Development	ZOOM.US 888-799-9666	3/24/2023	15.99	Monthly video conference fee
Development	AMAZON.COM H74515EY1 A	3/23/2023	23.71	Office supplies

Development	IL TOLLWAY-AUTOREPLENI	3/7/2023	40	Auto Replenish
Development	EIG CONSTANTCONTACT.CO	3/29/2023	45	Monthly Contact fee
Development	AMAZON.COM HG69W99J1	3/15/2023	49.95	Office supplies
Development	WYNDHAM	3/16/2023	114.23	Conference
Development	AMZN MKTP US HG6SS62A0	3/11/2023	239.98	Chairs
Emergency Management	DUNKIN #352571 Q35	3/7/2023	4.45	Shar- call out restore vol
Emergency Management	DUNKIN #352571 Q35	3/7/2023	84.2	Shar- call out restore vol
Environ Mgmt	SSP CONSERVATION FDN	3/28/2023	25.75	Conservations foundation booth fee
Environ Mgmt	CITY OF GENEVA	3/31/2023	45.25	Fabyan electric recycling center
Health	TEXTEDLY	3/22/2023	6	Textedly- Communication platform for task force
Health	BESTBUYCOM806751054425	3/24/2023	14.99	Camera carrying bag
Health	CHICAGO TRIB SUBSCRIPT	3/10/2023	19.96	Unlimited digital access for KCHD's program
Health	BESTBUYCOM806751054425	3/23/2023	19.99	Tripod
Health	FACEBK 7UXMVMFBM2	3/17/2023	20.52	Contractual services
Health	BESTBUYCOM806751054425	3/23/2023	30.99	Memory Card
Health	CRAINS CHIC SUBSCRIP	3/12/2023	169	Annual renewal for KCHD's program
Health	REDE GROUP - EVENT	3/28/2023	255	Training
Health	REDE GROUP - EVENT	3/28/2023	255	Training
Health	ILLINOIS ENVIRONMENTAL	3/22/2023	675	Conference
Health	BESTBUYCOM806751054425	3/23/2023	699.99	Camera
Health	SMK SURVEYMONKEY.COM	3/7/2023	900	Team advantage annual plan for KCHD's program
Health	SP OWL LABS	3/10/2023	1,248.00	Tech for hybrid meeting
Human Resources	AMERICAN AIRLINES	3/23/2023	61.76	Conference
Human Resources	NEOGOV	3/8/2023	600	Bundle pack
Human Resources	AMERICAN AIRLINES	3/23/2023	821.8	Conference
IT	ZOOM.US 888-799-9666	3/21/2023	6.58	Cloud storage for recorded Zoom sessions
IT	GOOGLE YOUTUBEPREMIUM	3/26/2023	11.99	YouTube premium subscription
IT	GOOGLE GSUITE_ICIMAON	4/1/2023	24	Google workspace subscription
IT	COMCAST CHICAGO	3/8/2023	92	Internet service
IT	AMERICAN AIRLINES	3/14/2023	477.8	Air for Tyler connect conference 2023
IT	WPY ILLINOIS COUNTIES	3/29/2023	500	ICIMA Sprung conference
IT	ZOOM.US 888-799-9666	4/2/2023	25,292.80	Zoom annual renewal
IT	AMZN MKTP US	3/16/2023	-196.95	Office supplies refund
IT	AMZN MKTP US HG1GX0DB2	3/15/2023	7.99	Networking supplies
IT	AMZN MKTP US H74PW3R91	3/27/2023	10.99	Office supplies
IT	AMAZON.COM HC8P77S60	3/17/2023	11.17	Office supplies
IT	AMZN MKTP US HS3TQ2LB0	4/1/2023	11.97	Office supplies
IT	AMZN MKTP US HS5FR14T0	4/1/2023	11.99	Office supplies
IT	AMZN MKTP US H782J8HO2	3/27/2023	14.9	Computer related supplies
IT	AMZN MKTP US HG2ZI11W2	3/12/2023	16.99	Networking supplies
IT	AMAZON.COM HG40Q43C0	3/8/2023	17.79	Office supplies
IT	AMERICAN AIRLINES	3/28/2023	18.48	Conference
IT	AMAZON.COM HY51K7BX1 A	3/31/2023	26.48	Office supplies
IT	AMZN MKTP US HG4S81NH0	3/7/2023	33.99	Computer related supplies
IT	AMAZON.COM HY3H147D2 A	4/3/2023	37.86	Office supplies
IT	AMAZON.COM HC2K85A11	3/17/2023	51.98	Office supplies
IT	CONTACT ONE CALL CENTE	3/23/2023	57.45	Call center - after hours support service

IT	AMAZON.COM HY32X3RK1	4/2/2023	65.31	Office supplies
IT	AMZN MKTP US HC83X6O00	3/12/2023	79.15	Cellular supplies
IT	AMZN MKTP US HY7AO6812	4/2/2023	84.89	Office supplies
IT	AMZN MKTP US HY4HX6MN1	3/30/2023	99	Office supplies
IT	AMZN MKTP US H78C86GP2	3/26/2023	102.92	Office supplies
IT	AMZN MKTP US HY8OS8J62	3/31/2023	104.3	Computer related supplies
IT	SOUTHWEST AIRLINES	3/14/2023	187.98	Office supplies
IT	AMAZON.COM HG5SQ7XL1	3/13/2023	193.35	Office supplies
IT	UNITED AIRLINES	3/15/2023	207.9	Conference
IT	UNITED AIRLINES	3/15/2023	207.9	Conference
IT	UNITED AIRLINES	3/15/2023	207.9	Conference
IT	SOUTHWEST AIRLINES	3/15/2023	210.98	Conference
IT	SOUTHWEST AIRLINES	3/15/2023	210.98	Conference
IT	SOUTHWEST AIRLINES	3/15/2023	220.98	Conference
IT	AMZN MKTP US HC94L6PS1	3/18/2023	239.56	Networking supplies
IT	AMZN MKTP US HC3WB2800	3/16/2023	318.45	Computer related supplies
IT	AMAZON.COM HG6EB2602	3/15/2023	346.32	Networking supplies
IT	AMERICAN AIRLINES	3/14/2023	346.9	Conference
IT	AMERICAN AIRLINES	3/16/2023	477.8	Conference
IT	AMERICAN AIRLINES	3/15/2023	477.8	Conference
IT	AMERICAN AIRLINES	3/14/2023	477.8	Conference
IT	AMERICAN AIRLINES	3/14/2023	477.8	Conference
IT	AMERICAN AIRLINES	3/23/2023	513.8	Conference
IT	AMERICAN AIRLINES	3/15/2023	516.8	Conference
IT	AMERICAN AIRLINES	3/28/2023	612.79	Conference
IT	AMZN MKTP US HG6ZY9QM2	3/14/2023	632.26	Computer related supplies
IT	DNH GODADDY.COM	3/11/2023	21.17	Domain renewal for kanevax.org
IT	COMCAST CHICAGO	3/23/2023	42.12	TV standard business video
IT	DNH GODADDY.COM	3/9/2023	42.34	Domain renewal for Qualityofkane.com
IT	DNH GODADDY.COM	3/10/2023	43.34	Domain renewal for kanevax.com/net
IT	ATT BILL PAYMENT	3/27/2023	93.76	Internet
IT	COMCAST CHICAGO	3/15/2023	154.9	Internet
IT	COMCAST CHICAGO	3/25/2023	159.9	Comcast business internet
IT	COMCAST CHICAGO	3/20/2023	159.9	Comcast business internet
IT	COMCAST CHICAGO	3/11/2023	159.9	Comcast business internet
IT	COMCAST CHICAGO	3/21/2023	174.95	Comcast business internet
IT	ATT BILL PAYMENT	3/28/2023	188.48	Internet
IT	DNH GODADDY.COM	3/7/2023	199.98	Domain renewal for ecosystem.co.kane.il.us
IT	DNH GODADDY.COM	3/8/2023	240.32	Domain renewal for Qualityofkane.com
IT	DNH GODADDY.COM	3/6/2023	311.64	Microsoft 365 renewal
IT	DNH GODADDY.COM	3/29/2023	399.96	Standard SSL Renewal for treeotifications.co.kane.il.us,laserfiche.conutyofkane.org
IT	DNH GODADDY.COM	3/17/2023	439.74	Standard SSL renewal for boardofreview.kanecountyassesment.org
IT	COMCAST CHICAGO	3/12/2023	534.32	TV limited basic service
IT	SFAX	3/31/2023	1,155.40	Sfax Contender Annual renewal- send/receive HIPPA faxes
IT	MCC MEDIACOM	3/15/2023	112.99	Internet service
IT	ZOHO-SITE24X7	3/28/2023	218.88	Web monitoring service for county website
IT	800.COM, LLC	3/10/2023	282.02	Monthly renewal payment for toll free number- public vax info

IT	AMZN MKTP US HY20W1OD0	3/25/2023	499	27 inch podium microphone
IT	AMZN MKTP US H507C3WU1	3/9/2023	13.7	Computer Supplies
IT	AMZN MKTP US HG4H09LS1	3/10/2023	85.48	Graphic Card
IT	AMAZON.COM HG1MZ9EW2 A	3/12/2023	221.02	Computer Supplies
Judiciary	AMZN MKTP US H73619672	3/27/2023	206	Radio earpieces for Bailiffs
Judiciary	JIMMY JOHNS - 433 - MO	3/20/2023	24.72	Presiding Meeting
Judiciary	JIMMY JOHNS - 433 - MO	3/20/2023	54.55	Presiding Meeting
Judiciary	SIGNUPGENIUS	3/31/2023	107.89	Computer system for weddings
Judiciary	AMZN MKTP US HS4TU1J00	4/2/2023	31.99	Flash drives
Judiciary	AMZN MKTP US HG77E26K2	3/15/2023	35.98	Office supplies
Judiciary	AMAZON.COM H78ZS1P91 A	3/23/2023	198.36	Garbage cans for four jury rooms
Judiciary	IMAGE AWARDS AND ENGRA	3/28/2023	497.5	Nameplates
Judiciary	SAXON UNIFORM NETWORK	3/28/2023	855.2	Uniforms
KaneComm	AMZN MKTP US	3/18/2023	-54.17	Didn't work with well with iPad
KaneComm	AMZN MKTP US HY5U784I2	3/30/2023	15.48	TC week décor
KaneComm	COMCAST CHICAGO	3/18/2023	17.91	None Stated
KaneComm	IL DPT PUB HEALTH EMS	3/9/2023	21	Employee Recert
KaneComm	IL DPT PUB HEALTH EMS	3/9/2023	21	Employee Recert
KaneComm	IL DPT PUB HEALTH EMS	3/7/2023	21	Employee Recert
KaneComm	IL DPT PUB HEALTH EMS	3/7/2023	21	Employee Recert
KaneComm	IL DPT PUB HEALTH EMS	3/7/2023	21	Employee Recert
KaneComm	IL DPT PUB HEALTH EMS	3/7/2023	21	Employee Recert
KaneComm	AMZN MKTP US HY76F22F0	3/30/2023	23.66	TC week
KaneComm	FS TYPINGMASTER	3/6/2023	49	Monthly Typing Test all applicants
KaneComm	AMZN MKTP US HG1UY4111	3/12/2023	49.59	Employee recognition
KaneComm	AMZN MKTP US HG4EA1NE2	3/12/2023	54.17	iPad- crew force
KaneComm	ONLINE JOB ADS INDEED	4/1/2023	114.03	None Stated
KaneComm	APCO INTERNATIONAL INC	3/13/2023	115	Recertification for 2 of their instructor licenses
KaneComm	IN ILLINOIS APCO	3/9/2023	150	None Stated
KaneComm	AMZN MKTP US HY2UB0WE0	3/31/2023	156.62	None Stated
KaneComm	IN THE BLUE LINE	3/29/2023	349	9-1-1 Telecommunicator Recruitment Listing
KaneComm	TOWNEPLACE SUITES	3/29/2023	494.33	Conference
KaneComm	TOWNEPLACE SUITES	3/22/2023	494.33	Conference
KaneComm	NENA ONLINE	3/23/2023	550	Conference
KaneComm	TYLER USER CONFERENCE	3/16/2023	1,099.00	Conference package
KaneComm	TYLER USER CONFERENCE	3/16/2023	1,099.00	Conference package
Law Library	TOWN HOUSE BOOKS	3/11/2023	67.12	Books
Law Library	AMZN MKTP US H56CJ5XR1	3/6/2023	137.31	Earbuds cleaner
Law Library	WWW.NACCCHILD LAW.ORG	3/20/2023	207	Book
Law Library	ACI AMERICAN CONF INST	3/17/2023	795	Conference
Payroll	OPC CA EDD PAYROLL TAX	3/29/2023	2.63	None Stated
Payroll	OPC CA EDD PAYROLL TAX	3/17/2023	2.95	None Stated
Payroll	CA EDD PAYROLL TAX	3/29/2023	114.33	None Stated
Payroll	CA EDD PAYROLL TAX	3/17/2023	128.16	None Stated
Public Defender	ZOOM.US 888-799-9666	3/28/2023	15.99	Internet conferencing
Public Defender	AMZN MKTP US HG2T70LE2	3/11/2023	33.98	Office supplies

Public Defender			339.81	For a trial
Public Defender	NATIONAL ASSOCIATION O	3/10/2023	145	None Stated
Purchasing	ILLINOIS GOVERNMENT FI	3/10/2023	250	Employment
Sheriff	AMZN MKTP US HY8E26EP0	3/27/2023	12.99	Notary/Stamp Singer
Sheriff	AMZN MKTP US H72IG2EH1	3/23/2023	12.99	Notary/Stamp Phelps
Sheriff	AMZN MKTP US HG6QG5BB2	3/14/2023	12.99	Office supplies/ payroll
Sheriff	AMZN MKTP US HG1457DW1	3/14/2023	12.99	Property bags/Jail
Sheriff	AMZN MKTP US HC0GV64W0	3/13/2023	12.99	Towing service
Sheriff	AMZN MKTP US HC3D61L02	3/17/2023	25.96	Notary stamps/ Salinas
Sheriff			51.48	Notary stamps
Sheriff	AMZN MKTP US HG9750CA0	3/6/2023	56.33	Office supplies
Sheriff	INK TECHNOLOGIES LLC	3/14/2023	59	Ink toner/ AD printer
Sheriff			61.76	Employee training/ airfare
Sheriff			83.91	Employee training/ airfare
Sheriff	ACCURATE TOWING & RECO	3/15/2023	219	Employee training/ airfare
Sheriff			371.8	Employee training/ airfare
Sheriff			518.81	Employee training/ airfare
Sheriff			518.81	Employee training/ airfare
Sheriff			663.98	Employee training/ airfare
Sheriff	ASSOCIATED BAG COMPANY	3/16/2023	1,232.23	Property bags/Jail
Sheriff	TYLER USER CONFERENCE	3/10/2023	3,201.00	Employee training/ lodging
Sheriff	ADOBE	3/23/2023	21.24	Office supplies
Sheriff	AMZN MKTP US HG3MO2EO2	3/13/2023	33.97	Software
Sheriff	GREAT AMER BAGEL TERM	3/23/2023	9.56	Prisoners meal
Sheriff			15.12	Rental car fuel
Sheriff	WAL-MART #5034	3/23/2023	17.29	Prisoners sweatpants
Sheriff			311.09	None Stated
Sheriff			311.09	None Stated
Sheriff			323.9	Airfare/ Conference
Sheriff			323.9	Airfare/ Conference
Sheriff			323.9	Airfare/ Conference
Sheriff			357.9	Airfare/ Conference
Sheriff			357.9	Airfare/ Conference
Sheriff	JIMMY JOHNS 1938 - ECO	3/10/2023	78.99	MCTF lunch- to reimburse
Sheriff	QGV NATIONAL INFORMATI	3/29/2023	80	NOIA membership dues
Sheriff			243.2	Extradition airfare
Sheriff			463.5	Extradition airfare
Sheriff			463.5	Extradition airfare
Sheriff	AMZN MKTP US HY9U68ER1	3/29/2023	7.59	Office supplies
Sheriff	CANVA I03716-24598440	3/6/2023	12.95	Event graphics
Sheriff	HEMMENS CULTURAL ARTS	3/28/2023	25	4th of July Parade fee
Sheriff	AMZN MKTP US HY2V29SG0	3/30/2023	30.54	Office supplies
Sheriff	AMAZON.COM H722L0V41	3/24/2023	31.9	Office supplies
Sheriff	AMZN MKTP US HY4SF2EB2	3/31/2023	43.2	Office supplies
Sheriff	AMZN MKTP US H70793GE0	3/21/2023	52.01	Laptop screen replacement
Sheriff	AMZN MKTP US H75JD2LZ2	3/24/2023	67.88	Specialty Courts Fundraiser Supplies
Sheriff	UBER TRIP	3/7/2023	68.91	A Way Out

Sheriff	PANERA BREAD #204090 O	3/11/2023	82.06	Specialty Courts Lunch Meeting
Sheriff	AMZN MKTP US HY4QB0VI1	3/30/2023	179.94	iPad cases for Warren FTO'S
Sheriff	COMCAST CHICAGO	3/23/2023	240.46	Investigations
Sheriff	IN THE BLUE LINE	4/3/2023	298	Public Safety Application
Sheriff	THE WEBSTAUANT STORE	3/23/2023	351.36	Specialty Courts Fundraiser Supplies
Sheriff	4ALLPROMOS	3/24/2023	658.06	Sheriff Coloring books
Sheriff	SP DECKED STORAGE	3/27/2023	-87.5	Tax refund
Sheriff	RECONYX	3/15/2023	10	Monthly subscription
Sheriff	SQ ASSOCIATION OF POL	3/6/2023	75	Social worker membership
Sheriff	SQ ASSOCIATION OF POL	3/6/2023	75	Social worker membership
Sheriff			197.75	Conference
Sheriff	SP DECKED STORAGE	3/24/2023	1,487.49	Tray for truck
Sheriff	EUROOPTIC LTD	3/21/2023	1,980.00	New rifle
Sheriff	GREAT LAKE LINE X	3/30/2023	2,145.00	Truck cap
Sheriff	TRUCKVAULT	3/27/2023	4,798.60	Truck bed storage
Sheriff	FLOCK SAFETY	3/16/2023	5,000.00	Mobile plate reader renewal
Sheriff	AMAZON.COM HC9TS0J02	3/18/2023	18.53	Repairs
Sheriff	AMZN MKTP US HY2AO7TY1	3/29/2023	65.55	Equipment/repairs
Sheriff	8883084415 NORTHFIELD	3/28/2023	159.33	Employee training
Sheriff	AMZN MKTP US HC4142EA1	3/17/2023	254.12	Repairs
Sheriff	AMZN MKTP US HC6HI1I51	3/21/2023	16.99	Sponsorship
Sheriff	AMZN MKTP US HC8SD8281	3/20/2023	25.86	Golf-carts-fleet services
Sheriff	AMZN MKTP US H706U3EU0	3/21/2023	33.98	Golf-carts-fleet services
Sheriff	WPY PUTTING FOR VETERA	3/20/2023	1,500.00	Golf-carts-fleet services
Sheriff	FLOWERS BY LEGACY	3/15/2023	-14.35	Refund
Sheriff	MEIJER # 182	3/9/2023	7.98	Water for the office meeting
Sheriff	DD/BR #352499	4/3/2023	29.98	Swearing for sheriff
Sheriff	DD/BR #352499	3/13/2023	29.98	Retirement Party for sheriff
Sheriff	ZOOM.US 888-799-9666	3/16/2023	119.92	Online conferencing
Sheriff	TRIBUTE STORE FLOWERS	3/19/2023	121.42	Flowers for funeral
Sheriff	SHARIS BERRIES FRUITBQ	4/4/2023	148.97	Fruit basket for the funeral
Sheriff	FLOWERS BY LEGACY	3/9/2023	154.33	Flower for funeral
Sheriff			-150.65	Conference Hotel Refund
Sheriff			-150.65	Conference Hotel Refund
Sheriff	EB ACTUALLY I CAN.	3/28/2023	23.18	Women of the shield brunch
Sheriff	QGV NATIONAL INFORMATI	3/28/2023	80	Membership
Sheriff	SAFE KIDS WORLDWIDE	3/30/2023	95	Child Passenger safety certification registration
Sheriff	NORVEX SUPPLY, INC	3/30/2023	106.13	Gas Mask cleaner
Sheriff	FVTC STUDENT FINANCE	3/10/2023	198	Fire & explosion death investigations registration
Sheriff			410.95	Training
Sheriff			410.95	Training
Sheriff			434.35	Conference
Sheriff			434.35	Conference
Sheriff	ILLINOIS SHERIFFS ASSO	3/11/2023	600	Conference
Sheriff	ILLINOIS SHERIFFS ASSO	3/11/2023	600	Conference
Sheriff	QGV NATIONAL INFORMATI	3/28/2023	625	Conference
Sheriff	QGV NATIONAL INFORMATI	3/28/2023	625	Conference

Sheriff	FSP ILLINOIS CRISIS NE	3/27/2023	650	Conference
Sheriff	DALLAS CHILDRENS ADVOC	3/29/2023	825	Conference
Sheriff	DALLAS CHILDRENS ADVOC	3/24/2023	825	Conference
Sheriff	IDEOA.ORG	3/20/2023	900	Conference
Sheriff			982.1	Conference
Sheriff			1,089.36	Conference
Sheriff	WPY GRACIE UNIVERSITY	3/9/2023	1,200.00	Survival Tactic Instructor
Sheriff	ILSOS PLANO VEHICLE	3/8/2023	308.8	Vehicle Plates
Sheriff	CHICK-FIL-A #02785	3/24/2023	13.75	Prisoner meal
Sheriff			124.74	Rental
Sheriff			259.9	Extraditions
Sheriff			259.9	Extraditions
Sheriff			259.9	Extraditions
Sheriff			259.9	Extraditions
Sheriff			259.9	Extraditions
Sheriff	WALGREENS #4179	3/27/2023	20.47	Equipment/Supplies
Sheriff	FACEBK C94Q6N7JP2	3/14/2023	15	Forklift class ad -FB
Sheriff	OFFICEMAX/DEPOT 6444	3/15/2023	17.57	Name tags
Sheriff	FACEBK YNFJJPXHP2	3/6/2023	25	Forklift class ad -FB
Sheriff	VALLEY INDUSTRIAL ASSO	3/29/2023	30.9	Conference
Sheriff	EIG CONSTANTCONTACT.CO	3/25/2023	65	Subscriptions
Sheriff	ILLINOIS CERTIFICATION	3/30/2023	145.25	Conference
Sheriff	VALLEY INDUSTRIAL ASSO	4/3/2023	154.5	Certification
Sheriff	AMZN MKTP US HY0BB24E2	3/30/2023	127.37	Bomb squad supplies
Sheriff	JERSEY MIKES 27005	3/29/2023	200.11	Bomb squad training
Sheriff	AMZN MKTP US HY5EG6RY0	3/31/2023	339.34	Bomb squad supplies
Sheriff	E-COLLAR TECHNOLOGIES	3/31/2023	-21.87	E-Collar Technologies
Sheriff	BROTHERS COUNTRY SUPPL	4/3/2023	103.99	Brothers County Supplies
Sheriff	PET SUPPLIES PLUS 0238	3/28/2023	239.96	Pet supplies Plus 0238
Sheriff	HALLMARK K9 BEN-JEE	3/9/2023	360.74	Hallmark K9 Ben-Jee
Sheriff	E-COLLAR TECHNOLOGIES	3/24/2023	371.67	E-Collar Technologies
Sheriff	ELITE K9 INC 2	3/17/2023	449.9	Elite K9 Inc 2
Sheriff	PAYPAL DOG ARMOUR	3/9/2023	495.44	PayPal Dog Armor
Sheriff	SQ GOOD IDEAS INC	3/24/2023	572.79	SQ good ides Inc
Sheriff	E-COLLAR TECHNOLOGIES	3/31/2023	936	E-Collar Technologies
Sheriff	ELITE K9 INC 2	3/16/2023	1,064.49	Elite K9 Inc 2
Sheriff	AMZN MKTP US	3/24/2023	-21.95	Refund
Sheriff	AMZN MKTP US H70X52541	3/24/2023	24.6	Inv/Office Supplies
Sheriff	GALLS	3/28/2023	27.4	Duty Belt
Sheriff	AMZN MKTP US HC6GP5BA0	3/16/2023	27.76	CC
Sheriff	AMZN MKTP US H78IZ6W71	3/27/2023	36.84	Inv/Office Supplies
Sheriff	AMZN MKTP US HC3C28QR1	3/19/2023	57.55	Hanging mailbox
Sheriff	AMAZON.COM H55MP7BX2	3/8/2023	59.95	Labels- Records/Civil
Sheriff	AMZN MKTP US H778N0330	3/20/2023	89.93	Inv/Office Supplies
Sheriff	AMZN MKTP US H79VE5FS0	3/19/2023	91.18	Inv/Office Supplies
Sheriff	AMZN MKTP US HG4V37SE1	3/14/2023	94.99	Inv/Office Supplies
Sheriff	INK TECHNOLOGIES LLC	3/10/2023	108	Toner/Records

Sheriff	PLANO RURAL KING	3/24/2023	207.36	New Jail Chicken and supplies
Sheriff	BEST VERSION MEDIA	3/21/2023	452.6	A Way Out ads
Sheriff	AMZN MKTP US HC19J8AM1	3/17/2023	490.21	Inv/Office Supplies
Sheriff			569.97	Training
Sheriff			569.97	Training
Sheriff			569.97	Training
Sheriff	BEST VERSION MEDIA	3/21/2023	832.96	A Way Out ads
Sheriff	AMZN MKTP US HC9017ZK2	3/17/2023	856.49	Inv/Office Supplies
Sheriff	SMK SURVEYMONKEY.COM	3/16/2023	1,260.00	Staff and public surveys
Sheriff	AMZN MKTP US HC3SL9KJ2	3/22/2023	1,879.00	Inv/Office Supplies
Sheriff	AMZN MKTP US H73O96B00	3/22/2023	1,879.00	Inv/Office Supplies
Sheriff	AMZN MKTP US H79F73J70	3/20/2023	2,321.18	Inv/Office Supplies
Sheriff	AMZN MKTP US HY0WD20N0	3/27/2023	87.98	Drone Repair Parts
Sheriff	CHARLIE FOXS PIZZA 1	3/27/2023	231.29	MCTF- Lunch to be reimbursed
Sheriff	AMAZON.COM HCOQZ5UR1 A	3/20/2023	276.98	Evidence HD
Sheriff	TLO TRANSUNION	4/3/2023	434.3	Monthly Inv. Tool
State's Attorney	SQ NOTARY PUBLIC ASSO	3/15/2023	-1.27	Refund
State's Attorney	SQ NOTARY PUBLIC ASSO	3/13/2023	-1.27	Refund
State's Attorney	SQ NOTARY PUBLIC ASSO	3/15/2023	25.12	Office supplies
State's Attorney	SQ NOTARY PUBLIC ASSO	3/13/2023	25.12	office supplies
State's Attorney	AGENT FEE 89008470572011	3/20/2023	40	None Stated
State's Attorney	AMZN MKTP US HY3IN69B0	3/30/2023	49.96	Supplies
State's Attorney			50	None Stated
State's Attorney			50	None Stated
State's Attorney			60	Airfare/ Conference
State's Attorney	AMZN MKTP US HG92M9ZR2	3/11/2023	73.98	Office supplies
State's Attorney	AMZN MKTP US HG9R14YH1	3/15/2023	79.96	Office supplies
State's Attorney			80	Trial cost
State's Attorney			84	Airfare/ Conference
State's Attorney			84	Airfare/ Conference
State's Attorney	ILSOS INT VEH RENEWAL	3/13/2023	154.4	Vehicle license
State's Attorney	AMZN DIGITAL HY02P6E91	3/29/2023	200	Computer software
State's Attorney	AMZN MKTP US HC89518T2	3/21/2023	249.84	Office supplies
State's Attorney	VITALSCAN, LLC	3/27/2023	378.01	None Stated
State's Attorney			399.8	Airfare/ Conference
State's Attorney			399.8	Airfare/ Conference
State's Attorney			449.8	Trizl cost
State's Attorney	MCLE BOARD	3/15/2023	50	Training
State's Attorney	ZOOM.US 888-799-9666	3/15/2023	15.99	Softie
State's Attorney	AMZN MKTP US HC1CJ1RK1	3/21/2023	188.93	Computer hardware
State's Attorney			367.96	Conference
State's Attorney			656.75	Training
State's Attorney	VISTAPRINT	3/17/2023	-19.68	None Stated
State's Attorney	THE UPS STORE 4385	3/27/2023	24	Office supplies
State's Attorney	RELIAS LEARNING	3/22/2023	30	Training
State's Attorney	RELIAS LEARNING	3/22/2023	30	Training
State's Attorney	MEIJER # 182	3/20/2023	102.84	None Stated

State's Attorney	LOWES #01738	3/20/2023	155	None Stated
State's Attorney	MEIJER # 182	3/8/2023	274.75	Northwestern Grant
State's Attorney	THE HAIRY ANT INC	3/20/2023	508	None Stated
State's Attorney	PANERA BREAD #204090 O	3/7/2023	57.69	Conference
Transportation	AMZN MKTP US	3/20/2023	-71.99	Office supplies
Transportation	CDW DIR #HM01475	3/20/2023	-4.34	Credit
Transportation	AMZN MKTP US HC4BK1YA1	3/21/2023	9.5	Office supplies
Transportation	AMZN MKTP US H50XY8VJ1	3/7/2023	17.8	Office supplies
Transportation	APWA - CHAPTERS	3/30/2023	20	None Stated
Transportation	APWA - CHAPTERS	3/30/2023	20	None Stated
Transportation	EBAY O 20-09813-10202	3/13/2023	24.99	Vehicle parts/ supplies
Transportation	ZORO TOOLS INC	3/31/2023	25.24	Office supplies
Transportation	ZORO TOOLS INC	4/3/2023	25.98	Office supplies
Transportation	AMZN MKTP US H75YG3J00	3/20/2023	28.22	Office supplies
Transportation	AMZN MKTP US H52AK1TQ2	3/6/2023	28.28	Office supplies
Transportation	FRANKLIN PLANNER	3/16/2023	28.95	Office supplies
Transportation	COMCAST CHICAGO	3/8/2023	29.54	Cable TV service
Transportation	AMZN MKTP US HC7XF4372	3/18/2023	36.08	Office supplies
Transportation	ZORO TOOLS INC	3/31/2023	39.36	Computer hardware
Transportation	AMZN MKTP US HY8OR0MD0	3/28/2023	46.59	Office supplies
Transportation	GOTOCOM GOTOMEETING	3/29/2023	49	Subscription
Transportation	EBAY O 27-09784-19421	3/7/2023	49.98	Vehicle parts/ supplies
Transportation	MIDWEST MILITARY EQUIP	3/28/2023	51.52	Tools/supplies
Transportation	AMAZON.COM HY3S75MG1	3/30/2023	53.35	Office supplies
Transportation	AMZN MKTP US H768P4RX2	3/29/2023	53.57	Office supplies
Transportation	EBAY O 23-09790-74156	3/8/2023	59.99	Vehicle parts/ supplies
Transportation	ZORO TOOLS INC	3/27/2023	74	Vehicle parts/ supplies
Transportation	IL FIRE MARSHAL FEE	3/30/2023	76.69	None Stated
Transportation	APWA - CHAPTERS	3/22/2023	85	Subscription
Transportation	ZORO TOOLS INC	3/23/2023	88.53	Tools/supplies
Transportation	AMZN MKTP US HY7D45411	3/28/2023	99.98	Office supplies
Transportation	LOOKOUT MOUNTAIN	3/9/2023	112.11	Vehicle parts/ supplies
Transportation	AMZN MKTP US H77Q93250	3/23/2023	116.63	Office supplies
Transportation	EBAY O 07-09792-68217	3/7/2023	127.55	Vehicle parts/ supplies
Transportation	AMAZON.COM HG74G0DD2	3/15/2023	130.49	Vehicle parts/ supplies
Transportation	LABELCITY	3/9/2023	133.87	Office supplies/ reception desk area
Transportation	PAYPAL 4J HOSE	3/9/2023	149.95	Vehicle parts/ supplies
Transportation	ZORO TOOLS INC	3/6/2023	173.95	Supplies
Transportation	COMCAST CHICAGO	3/29/2023	179.9	Subscription internet
Transportation	AMERICAN NATIONAL STAN	3/16/2023	350	Employee training
Transportation	APWA - NATIONAL	3/8/2023	350	Employee training
Transportation	PLANO RURAL KING	3/30/2023	359.93	None Stated
Transportation	ZORO TOOLS INC	3/13/2023	371.98	Tools/supplies
Transportation	EBAY O 14-09790-04430	3/7/2023	469.99	Vehicle parts/ supplies
Transportation	EBAY O 01-09819-86315	3/13/2023	490	Vehicle parts/ supplies
Transportation	ZORO TOOLS INC	3/14/2023	712.31	Membership dues
Transportation	LOWES #01738	3/28/2023	864	Building repair/maintenance

Transportation	EVENT SHARED USE MOBI	3/9/2023	1,198.00	Employee training
Veteran's Commission	NATIONAL VETERANS LEGA	3/22/2023	54	Services program
Veteran's Commission	IACO	3/9/2023	410	Conference
Water Resources	SQ KANE COUNTY WATER	3/27/2023	20	Meeting fee
Water Resources	SQ KANE COUNTY WATER	3/15/2023	25	Annual fee
Workforce Development	AMZN MKTP US H54RI8EJ2	3/6/2023	27.45	USB cable and batteries
Workforce Development	EIG CONSTANTCONTACT.CO	3/18/2023	35	Monthly subscription for one stop center networking
Workforce Development	COMCAST CHICAGO	3/11/2023	159.95	Monthly internet service
Workforce Development	COMCAST CHICAGO	3/11/2023	169.9	Monthly internet service
Workforce Development	AMZN MKTP US HY5WW3IA0	3/31/2023	182.62	Toner for Batavia and Kendall office, cable and office vacuum for Batavia office
Workforce Development	WCI ACCURATEDOCDEST	4/3/2023	226.4	Monthly shredding in Batavia
Workforce Development	COMCAST CHICAGO	3/11/2023	325.68	Monthly internet service
Workforce Development	AMZN MKTP US HY6VZ57Y0	3/30/2023	443.89	Toner for Batavia office
Workforce Development	SVM PREPAID CARD	3/22/2023	533.7	Gas card for participants in need
Workforce Development	SVM PREPAID CARD	3/15/2023	533.7	Gas card for participants in need
Workforce Development	COMCAST CHICAGO	3/11/2023	548.74	Monthly internet service
Workforce Development	ADOBE SEND-FOR-SIGN	4/3/2023	8,601.24	Annual Adobe license renewal
Totals		532	\$ 169,124.87	

The seal of Kane County, Illinois, is a large, faint watermark in the background. It features a central diamond with a smaller diamond inside, surrounded by a circular border with the text "SEAL OF THE COUNTY OF KANE STATE OF ILLINOIS" and the date "JAN. 16, 1836".

OFFICE OF THE KANE COUNTY AUDITOR

Penny Wegman, Kane County Auditor

April 2023

Accounts Payable Activity Report

Tom Laird
Deputy Auditor

Bob Quillinan
Danielle Hoffman
Staff Auditors

Jill Lombardi
Alexyia Martinez
Accounts Payable Specialists

719 S. Batavia Ave, Geneva, IL 60134
(630) 232-5915

OFFICE OF THE KANE COUNTY AUDITOR

Penny Wegman, Kane County Auditor

Overview

Illinois Compiled Statutes Chapter 55 Act 5, Section 3 – 1005 (Duties of Auditor) indicate one of the Auditor's duties is an Audit of all claims against the county and recommend either the payment of or rejection of all claims presented.

Claims are submitted to the Auditor's Office by the various County Departments after the various Departments process and approve them for payment. Claims are reviewed and approved on a bi-weekly basis. The Kane County Auditor approves the bi-weekly schedule of expenditures for payment by the County Treasurer, subject to the County Treasurer's determination that the cash balance in each particular fund is sufficient for payment of the listed expenditures. Claims are reviewed for accuracy and completeness.

Claims may be for goods and services, reimbursements, or payments to entities that rely on funding from the County for their operations. Claims also include purchases made utilizing the County Purchase Card and Employee's Personal Expense Vouchers.

Each invoice presented by a vendor for payment must be clear and accurate, be free from mathematical and quantity errors and contain the following elements to facilitate efficient and effective payment processing: ***(This list is not all inclusive as contractual provisions or other requirements/circumstances may require additional information be provided)***

- Purchase follows Financial Policies and has Proper Approvals
- Name of vendor and "Remit To" address
- Vendor invoice number and date
- Description of goods/services delivered
- Quantity and unit price of item
- Extension on each line item
- Total amount due
- Payment due date
- Supporting documentation including detailed itemized receipts for all vendor or reimbursement requests

Invoices missing any required element are returned to the requesting departments for correction along with an email explaining the reason for the return.

OFFICE OF THE KANE COUNTY AUDITOR

Penny Wegman, Kane County Auditor

April 2023 Activity

April 2023 included two (2) check dates:

- April 10th
- April 24th

The Auditor’s Office approved the following number of invoices and total dollars for April 2023:

Payment Cycle	Normal Invoices	P-Card Invoices	Total Invoices	Total Dollar
4/10/2023	655	0	655	\$ 1,479,524.18
4/24/2023	1101	532	1,633	\$ 4,075,643.61
Special Runs	11	-	11	\$ 2,075,183.71
April Total	1,767	532	2,299	\$ 7,630,351.50

Total amounts listed may include “Voided” invoices

During April 2023, the Auditor’s Office returned approximately 5.61% of the 2,299 claims submitted for payment, to the County Departments for correction.

Below is the summary of the Reasons for the Invoice Returns:

Reason for Invoice Return	Number of Invoices Returned			April Total
	4/10/2023	4/24/2023	Special Runs	
Incorrect Invoice Date	13	22	0	35
Incorrect Invoice #	10	20	1	31
Incorrect Remit Address	6	19	0	25
More support needed	5	14	0	19
Total incorrect	2	3	0	5
Invoice not attached	2	0	0	2
Paying Bank	1	0	0	1
Incorrect Calculations	1	4	0	5
Other	0	4	0	4
Duplicate Batch	0	1	0	1
Not Approved	0	1	0	1
Payment Cycle Total	40	88	1	129

OFFICE OF THE KANE COUNTY AUDITOR

Penny Wegman, Kane County Auditor

Fiscal Year 2023 To Date

The Auditor's Office approved the following number of invoices and total dollars in Fiscal Year (FY) 2023:

Month	Check Pay Dates	Normal Invoices	P-Card Invoices	Total Invoices	Total Dollar
December 2022	2	1,877	568	2,445	\$ 15,757,340
January 2023	3	2,414	981	3,395	\$ 20,090,246
February 2023	2	1,623	580	2,203	\$ 7,780,051
March 2023	2	1,668	417	2,085	\$ 9,506,171
April 2023	2	1,767	532	2,299	\$ 7,630,352
FY 2023 Total	11	9,349	3,078	12,427	\$ 60,764,159

During Fiscal Year 2023 (5 Month Total), the Auditor's Office returned approximately 5.74% of the 12,427 claims submitted for payment, to the County Departments for correction.

STATE OF ILLINOIS)

SS.

COUNTY OF KANE)

RESOLUTION NO. 23-234

APPROVING APRIL 2023 CLAIMS PAID

WHEREAS, according to the Kane County Code Section 2-193 Expenditure of Funds for Settlement of Claims B. Monthly Reports of Claims: The county auditor shall file a monthly report of all claims paid in the prior month to the County Chair and all other members of the County Board. For each claim paid, the monthly report shall identify the claimant, the nature of the claim and the official or department, if any, against which the claim was made, the fund from which the payment was made, the amount of the payment and the date the check was issued; and

WHEREAS, according to the Kane County Financial Policies 8. Disbursement Policies b): A report shall be run monthly by the Auditor of all claims paid. Said report shall be available to all members of the County Board in the office of the County Board Chair. For each claim paid, the report shall identify the creditor, the department or official which purchased the product or service, the fund from which the payment was made, the amount of the payment and the date the check was issued; and

WHEREAS, the County Auditor has examined the attached Claims Paid Report for claims against Kane County totaling \$6,236,751.70; and

WHEREAS, the County Auditor, in accordance with Ordinance No. 97-56, has recommended the payment of all claims on the attached Claims Paid Report; and

WHEREAS, the claims on the attached Claims Paid Report have been paid; and

WHEREAS, the County Board finds all claims on the Claims Paid Report to be due and Payable.

NOW, THEREFORE, BE IT RESOLVED that the Kane County Board that payment of the claims totaling Six Million, Two Hundred and thirty-six Thousand, Seven Hundred fifty-one Dollars and seventy Cents (\$6,236,751.70) on the attached Claims Paid Report is acknowledged and approved.

Passed by the Kane County Board on June 13th 2023.

John A. Cunningham
Clerk, County Board
Kane County, Illinois
Vote:

Corinne M. Pierog MA, MBA
Chairman, County Board
Kane County, Illinois



RESOLUTION/ORDINANCE EXECUTIVE SUMMARY

Resolution: No.

Approving April 2023 Claims Paid

Committee Flow: Finance and Budget Committee, Executive Committee, County Board

Contact: Penny Wegman, 630.232.5918

According to the Kane County Code Section 2-193 Expenditure of Funds for Settlement of Claims B. Monthly Reports On Claims: The county auditor shall file a monthly report of all claims paid in the prior month to the chairman and all other members of the county board. For each claim paid, the monthly report shall identify the claimant, the nature of the claim and the official or department, if any, against which the claim was made, the fund from which the payment was made, the amount of the payment and the date the check was issued.

Similarly according to the Kane County Financial Policies 8. Disbursement Policies b): A report shall be run monthly by the Auditor of all claims paid. Said report shall be available to all members of the County Board in the office of the County Board Chair. For each claim paid, the report shall identify the creditor, the department or official which purchased the product or service, the fund from which the payment was made, the amount of the payment and the date the check was issued.

The accompanying Report of Claims Paid is submitted to comply with those requirements, and to document that the County Board has approved the payment of those claims.

CLAIMS PAID REPORT APRIL 2023 FOR COUNTY BOARD INFORMATION

VENDOR	NATURE OF CLAIM	OFFICIAL/DEPARTMENT	FUND	DATE PAID	AMOUNT PAID
Fifth Third Bank	Payroll Taxes Payable		General Fund	4/24/2023	242.49
Metro West Council of Government (COG)	Conferences and Meetings - Board Members	County Board	General Fund	4/10/2023	135.00
Fifth Third Bank	Conferences & Meetings - Chairman	County Board	General Fund	4/24/2023	51.25
Warehouse Direct, Inc.	Office Supplies	County Board	General Fund	4/10/2023	14.79
Warehouse Direct, Inc.	Operating Supplies	County Board	General Fund	4/10/2023	19.61
Warehouse Direct, Inc.	Operating Supplies	County Board	General Fund	4/10/2023	58.64
Warehouse Direct, Inc.	Operating Supplies	County Board	General Fund	4/24/2023	129.90
Warehouse Direct, Inc.	Operating Supplies	County Board	General Fund	4/24/2023	55.26
Warehouse Direct, Inc.	Board Meeting Supplies	County Board	General Fund	4/10/2023	105.45
Fifth Third Bank	Board Meeting Supplies	County Board	General Fund	4/24/2023	42.99
Fifth Third Bank	Business Relationship Commodities	County Board	General Fund	4/24/2023	102.93
Baker Tilly Virchow Krause, LLP	Certified Audit Contract	Finance	General Fund	4/24/2023	47,000.00
Baker Tilly Virchow Krause, LLP	Contractual/Consulting Services	Finance	General Fund	4/24/2023	7,527.50
Fifth Third Bank	Employment Advertising	Finance	General Fund	4/24/2023	250.00
Warehouse Direct, Inc.	Office Supplies	Finance	General Fund	4/10/2023	3.32
Century Springs/Ove Water Services	Office Supplies	Finance	General Fund	4/24/2023	34.08
Special Project Staffing dba The Salem Group	Contractual/Consulting Services	Information Technologies	General Fund	4/10/2023	741.15
Special Project Staffing dba The Salem Group	Contractual/Consulting Services	Information Technologies	General Fund	4/24/2023	1,265.78
Iron Mountain Information Management, LLC	Contractual/Consulting Services	Information Technologies	General Fund	4/24/2023	971.83
Telcom Innovations Group LLC	Repairs and Maint- Comm Equip	Information Technologies	General Fund	4/10/2023	145.00
Fifth Third Bank	Repairs and Maint- Comm Equip	Information Technologies	General Fund	4/24/2023	610.86
Andrew Dohr	Conferences and Meetings	Information Technologies	General Fund	4/24/2023	709.67
Darin P. Earl	Conferences and Meetings	Information Technologies	General Fund	4/24/2023	1,032.12
Fifth Third Bank	Conferences and Meetings	Information Technologies	General Fund	4/24/2023	500.00
Fifth Third Bank	Conferences and Meetings	Information Technologies	General Fund	4/24/2023	1,266.64
Vu Tran	Conferences and Meetings	Information Technologies	General Fund	4/24/2023	675.80
Gary Erickson	Employee Mileage Expense	Information Technologies	General Fund	4/24/2023	10.48
Corey Malis	Employee Mileage Expense	Information Technologies	General Fund	4/24/2023	63.54
Century Springs/Ove Water Services	Office Supplies	Information Technologies	General Fund	4/24/2023	84.60
Fifth Third Bank	Office Supplies	Information Technologies	General Fund	4/24/2023	499.00
Fifth Third Bank	Office Supplies	Information Technologies	General Fund	4/24/2023	516.76
Fifth Third Bank	Computer Related Supplies	Information Technologies	General Fund	4/24/2023	1,115.89
Insight Public Sector Inc	Computer Related Supplies	Information Technologies	General Fund	4/24/2023	997.00
Paddock Publications (Daily Herald)	Books and Subscriptions	Information Technologies	General Fund	4/10/2023	34.50
Gordon Flesch Company Inc	Printing Supplies	Information Technologies	General Fund	4/10/2023	169.89
Impact Networking, LLC	Printing Supplies	Information Technologies	General Fund	4/10/2023	1,226.00
WEX BANK	Fuel- Vehicles	Information Technologies	General Fund	4/24/2023	233.95
Midwest Salt LLC	Disposal and Water Softener Srvs	Building Management	General Fund	4/10/2023	7,005.60
Waste Management of Illinois - West	Disposal and Water Softener Srvs	Building Management	General Fund	4/10/2023	260.00
Waste Management of Illinois - West	Disposal and Water Softener Srvs	Building Management	General Fund	4/10/2023	2,370.62
Waste Management of Illinois - West	Disposal and Water Softener Srvs	Building Management	General Fund	4/24/2023	566.44
Waste Management of Illinois - West	Disposal and Water Softener Srvs	Building Management	General Fund	4/24/2023	325.63
Waste Management of Illinois - West	Disposal and Water Softener Srvs	Building Management	General Fund	4/24/2023	1,853.00
Waste Management of Illinois - West	Disposal and Water Softener Srvs	Building Management	General Fund	4/24/2023	382.50
Waste Management of Illinois - West	Disposal and Water Softener Srvs	Building Management	General Fund	4/24/2023	65.00
Waste Management of Illinois - West	Disposal and Water Softener Srvs	Building Management	General Fund	4/24/2023	65.00
Waste Management of Illinois - West	Disposal and Water Softener Srvs	Building Management	General Fund	4/24/2023	1,805.00
Waste Management of Illinois - West	Disposal and Water Softener Srvs	Building Management	General Fund	4/24/2023	382.50
Peterson Cleaning, Inc. (PCI Services, Inc.)	Janitorial Services	Building Management	General Fund	4/24/2023	8,909.75
Peterson Cleaning, Inc. (PCI Services, Inc.)	Janitorial Services	Building Management	General Fund	4/24/2023	8,648.57
Peterson Cleaning, Inc. (PCI Services, Inc.)	Janitorial Services	Building Management	General Fund	4/24/2023	1,709.75
Peterson Cleaning, Inc. (PCI Services, Inc.)	Janitorial Services	Building Management	General Fund	4/24/2023	4,453.79
Peterson Cleaning, Inc. (PCI Services, Inc.)	Janitorial Services	Building Management	General Fund	4/24/2023	12,879.09
Peterson Cleaning, Inc. (PCI Services, Inc.)	Janitorial Services	Building Management	General Fund	4/24/2023	10,645.25

Mary & Chuck General Contracting-Construction MAC	Repairs and Maintenance- Roads	Building Management	General Fund	4/24/2023	265.00
Mary & Chuck General Contracting-Construction MAC	Repairs and Maintenance- Roads	Building Management	General Fund	4/24/2023	410.00
Mary & Chuck General Contracting-Construction MAC	Repairs and Maintenance- Roads	Building Management	General Fund	4/24/2023	250.00
Mary & Chuck General Contracting-Construction MAC	Repairs and Maintenance- Roads	Building Management	General Fund	4/24/2023	275.00
Mary & Chuck General Contracting-Construction MAC	Repairs and Maintenance- Roads	Building Management	General Fund	4/24/2023	275.00
Uline	Repairs and Maint- Buildings	Building Management	General Fund	4/10/2023	426.72
McMaster-Carr Supply Co	Repairs and Maint- Buildings	Building Management	General Fund	4/10/2023	29.28
Menards, Inc.	Repairs and Maint- Buildings	Building Management	General Fund	4/10/2023	28.89
Menards, Inc.	Repairs and Maint- Buildings	Building Management	General Fund	4/10/2023	39.42
Menards, Inc.	Repairs and Maint- Buildings	Building Management	General Fund	4/10/2023	112.31
Menards, Inc.	Repairs and Maint- Buildings	Building Management	General Fund	4/10/2023	17.26
Menards, Inc.	Repairs and Maint- Buildings	Building Management	General Fund	4/10/2023	36.96
Menards, Inc.	Repairs and Maint- Buildings	Building Management	General Fund	4/10/2023	139.92
Northern Safety and Industrial	Repairs and Maint- Buildings	Building Management	General Fund	4/10/2023	402.09
Chicago Hollow Metal, Inc. (The Door Doctors)	Repairs and Maint- Buildings	Building Management	General Fund	4/10/2023	6,300.00
Chicago Hollow Metal, Inc. (The Door Doctors)	Repairs and Maint- Buildings	Building Management	General Fund	4/10/2023	12,841.00
Sign Tech, Inc.	Repairs and Maint- Buildings	Building Management	General Fund	4/10/2023	100.00
Steiner Electric Co Inc	Repairs and Maint- Buildings	Building Management	General Fund	4/10/2023	850.53
Steiner Electric Co Inc	Repairs and Maint- Buildings	Building Management	General Fund	4/10/2023	15.57
Steiner Electric Co Inc	Repairs and Maint- Buildings	Building Management	General Fund	4/10/2023	2.41
Traffic Control & Protection, Inc.	Repairs and Maint- Buildings	Building Management	General Fund	4/10/2023	869.00
Trane US Inc dba Trane	Repairs and Maint- Buildings	Building Management	General Fund	4/10/2023	553.74
Valley Lock Company Inc	Repairs and Maint- Buildings	Building Management	General Fund	4/10/2023	129.90
Valley Lock Company Inc	Repairs and Maint- Buildings	Building Management	General Fund	4/10/2023	8.97
Grainger Inc	Repairs and Maint- Buildings	Building Management	General Fund	4/10/2023	98.62
Air Products Equipment Company	Repairs and Maint- Buildings	Building Management	General Fund	4/10/2023	1,175.00
Alarm Detection Systems, Inc.	Repairs and Maint- Buildings	Building Management	General Fund	4/10/2023	871.48
Alarm Detection Systems, Inc.	Repairs and Maint- Buildings	Building Management	General Fund	4/10/2023	237.00
DoorMaster Garage Door Co., LLC	Repairs and Maint- Buildings	Building Management	General Fund	4/10/2023	1,022.00
Grainger Inc	Repairs and Maint- Buildings	Building Management	General Fund	4/10/2023	189.76
Grainger Inc	Repairs and Maint- Buildings	Building Management	General Fund	4/10/2023	246.64
Grainger Inc	Repairs and Maint- Buildings	Building Management	General Fund	4/10/2023	4,597.41
Grainger Inc	Repairs and Maint- Buildings	Building Management	General Fund	4/10/2023	927.68
Grainger Inc	Repairs and Maint- Buildings	Building Management	General Fund	4/10/2023	18.78
Grainger Inc	Repairs and Maint- Buildings	Building Management	General Fund	4/10/2023	265.80
Grainger Inc	Repairs and Maint- Buildings	Building Management	General Fund	4/10/2023	(265.80)
Grainger Inc	Repairs and Maint- Buildings	Building Management	General Fund	4/10/2023	124.65
Grainger Inc	Repairs and Maint- Buildings	Building Management	General Fund	4/10/2023	1,074.40
Grainger Inc	Repairs and Maint- Buildings	Building Management	General Fund	4/10/2023	20.12
Grainger Inc	Repairs and Maint- Buildings	Building Management	General Fund	4/10/2023	116.40
Grainger Inc	Repairs and Maint- Buildings	Building Management	General Fund	4/10/2023	1,113.00
Grainger Inc	Repairs and Maint- Buildings	Building Management	General Fund	4/10/2023	236.99
Grainger Inc	Repairs and Maint- Buildings	Building Management	General Fund	4/10/2023	1,183.08
Grainger Inc	Repairs and Maint- Buildings	Building Management	General Fund	4/10/2023	1,132.08
Grainger Inc	Repairs and Maint- Buildings	Building Management	General Fund	4/10/2023	281.10
Grainger Inc	Repairs and Maint- Buildings	Building Management	General Fund	4/10/2023	91.40
1 Source Mechanical, Inc.	Repairs and Maint- Buildings	Building Management	General Fund	4/10/2023	713.14
1 Source Mechanical, Inc.	Repairs and Maint- Buildings	Building Management	General Fund	4/10/2023	5,239.64
A & G Glass & Mirror Inc	Repairs and Maint- Buildings	Building Management	General Fund	4/10/2023	3,348.70
A & G Glass & Mirror Inc	Repairs and Maint- Buildings	Building Management	General Fund	4/10/2023	3,564.00
Fox Valley Fire & Safety Co	Repairs and Maint- Buildings	Building Management	General Fund	4/10/2023	412.00
Fox Valley Fire & Safety Co	Repairs and Maint- Buildings	Building Management	General Fund	4/10/2023	412.00
Fox Valley Fire & Safety Co	Repairs and Maint- Buildings	Building Management	General Fund	4/10/2023	1,741.17
G.A.G Industries dba Filter Services, Inc.	Repairs and Maint- Buildings	Building Management	General Fund	4/10/2023	1,845.00
Havlicek Geneva Ace Hardware LLC	Repairs and Maint- Buildings	Building Management	General Fund	4/10/2023	8.89
Havlicek Geneva Ace Hardware LLC	Repairs and Maint- Buildings	Building Management	General Fund	4/10/2023	20.69

Havlicek Geneva Ace Hardware LLC	Repairs and Maint- Buildings	Building Management	General Fund	4/10/2023	25.18
Havlicek Geneva Ace Hardware LLC	Repairs and Maint- Buildings	Building Management	General Fund	4/10/2023	75.57
Havlicek Geneva Ace Hardware LLC	Repairs and Maint- Buildings	Building Management	General Fund	4/10/2023	5.08
Havlicek Geneva Ace Hardware LLC	Repairs and Maint- Buildings	Building Management	General Fund	4/10/2023	46.78
Havlicek Geneva Ace Hardware LLC	Repairs and Maint- Buildings	Building Management	General Fund	4/10/2023	29.30
ILLCO INC	Repairs and Maint- Buildings	Building Management	General Fund	4/10/2023	470.61
ILLCO INC	Repairs and Maint- Buildings	Building Management	General Fund	4/10/2023	10.06
ILLCO INC	Repairs and Maint- Buildings	Building Management	General Fund	4/10/2023	72.05
ILLCO INC	Repairs and Maint- Buildings	Building Management	General Fund	4/10/2023	333.26
ILLCO INC	Repairs and Maint- Buildings	Building Management	General Fund	4/10/2023	(250.00)
ILLCO INC	Repairs and Maint- Buildings	Building Management	General Fund	4/10/2023	420.28
K&J Painting, LLC	Repairs and Maint- Buildings	Building Management	General Fund	4/10/2023	4,830.00
Key Construction Group, Inc.	Repairs and Maint- Buildings	Building Management	General Fund	4/10/2023	1,162.50
Key Construction Group, Inc.	Repairs and Maint- Buildings	Building Management	General Fund	4/10/2023	1,363.64
Key Construction Group, Inc.	Repairs and Maint- Buildings	Building Management	General Fund	4/10/2023	4,940.10
Key Construction Group, Inc.	Repairs and Maint- Buildings	Building Management	General Fund	4/10/2023	938.34
Key Construction Group, Inc.	Repairs and Maint- Buildings	Building Management	General Fund	4/10/2023	3,762.02
Key Construction Group, Inc.	Repairs and Maint- Buildings	Building Management	General Fund	4/10/2023	2,586.12
Key Construction Group, Inc.	Repairs and Maint- Buildings	Building Management	General Fund	4/10/2023	1,530.65
Key Construction Group, Inc.	Repairs and Maint- Buildings	Building Management	General Fund	4/10/2023	2,939.06
Lowe's	Repairs and Maint- Buildings	Building Management	General Fund	4/24/2023	8.16
Lowe's	Repairs and Maint- Buildings	Building Management	General Fund	4/24/2023	12.18
Lowe's	Repairs and Maint- Buildings	Building Management	General Fund	4/24/2023	19.94
Lowe's	Repairs and Maint- Buildings	Building Management	General Fund	4/24/2023	25.60
Lowe's	Repairs and Maint- Buildings	Building Management	General Fund	4/24/2023	39.00
Lowe's	Repairs and Maint- Buildings	Building Management	General Fund	4/24/2023	66.46
Lowe's	Repairs and Maint- Buildings	Building Management	General Fund	4/24/2023	74.06
Lowe's	Repairs and Maint- Buildings	Building Management	General Fund	4/24/2023	46.23
Havlicek Geneva Ace Hardware LLC	Repairs and Maint- Buildings	Building Management	General Fund	4/24/2023	11.69
Hills Crane Inspection Service	Repairs and Maint- Buildings	Building Management	General Fund	4/24/2023	1,670.00
G.W. Berkheimer Co., Inc.	Repairs and Maint- Buildings	Building Management	General Fund	4/24/2023	7.88
Ace Hardware-Aurora/Batavia	Repairs and Maint- Buildings	Building Management	General Fund	4/24/2023	12.98
Grainger Inc	Repairs and Maint- Buildings	Building Management	General Fund	4/24/2023	486.98
Grainger Inc	Repairs and Maint- Buildings	Building Management	General Fund	4/24/2023	1,211.72
Grainger Inc	Repairs and Maint- Buildings	Building Management	General Fund	4/24/2023	411.10
Grainger Inc	Repairs and Maint- Buildings	Building Management	General Fund	4/24/2023	293.64
Grainger Inc	Repairs and Maint- Buildings	Building Management	General Fund	4/24/2023	313.28
Grainger Inc	Repairs and Maint- Buildings	Building Management	General Fund	4/24/2023	1,438.79
Grainger Inc	Repairs and Maint- Buildings	Building Management	General Fund	4/24/2023	226.55
Grainger Inc	Repairs and Maint- Buildings	Building Management	General Fund	4/24/2023	208.60
Grainger Inc	Repairs and Maint- Buildings	Building Management	General Fund	4/24/2023	89.76
Grainger Inc	Repairs and Maint- Buildings	Building Management	General Fund	4/24/2023	207.34
Grainger Inc	Repairs and Maint- Buildings	Building Management	General Fund	4/24/2023	7.20
Grainger Inc	Repairs and Maint- Buildings	Building Management	General Fund	4/24/2023	260.30
Grainger Inc	Repairs and Maint- Buildings	Building Management	General Fund	4/24/2023	553.80
Grainger Inc	Repairs and Maint- Buildings	Building Management	General Fund	4/24/2023	730.74
Grainger Inc	Repairs and Maint- Buildings	Building Management	General Fund	4/24/2023	584.76
Grainger Inc	Repairs and Maint- Buildings	Building Management	General Fund	4/24/2023	614.04
Grainger Inc	Repairs and Maint- Buildings	Building Management	General Fund	4/24/2023	(246.64)
Grainger Inc	Repairs and Maint- Buildings	Building Management	General Fund	4/24/2023	161.73
Grainger Inc	Repairs and Maint- Buildings	Building Management	General Fund	4/24/2023	230.32
Grainger Inc	Repairs and Maint- Buildings	Building Management	General Fund	4/24/2023	433.97
Grainger Inc	Repairs and Maint- Buildings	Building Management	General Fund	4/24/2023	259.58
Grainger Inc	Repairs and Maint- Buildings	Building Management	General Fund	4/24/2023	855.08
Grainger Inc	Repairs and Maint- Buildings	Building Management	General Fund	4/24/2023	499.17
Grainger Inc	Repairs and Maint- Buildings	Building Management	General Fund	4/24/2023	25.56

Grainger Inc	Repairs and Maint- Buildings	Building Management	General Fund	4/24/2023	159.65
Grainger Inc	Repairs and Maint- Buildings	Building Management	General Fund	4/24/2023	2,800.32
Grainger Inc	Repairs and Maint- Buildings	Building Management	General Fund	4/24/2023	227.45
Grainger Inc	Repairs and Maint- Buildings	Building Management	General Fund	4/24/2023	36.32
Grainger Inc	Repairs and Maint- Buildings	Building Management	General Fund	4/24/2023	159.68
Grainger Inc	Repairs and Maint- Buildings	Building Management	General Fund	4/24/2023	283.60
Grainger Inc	Repairs and Maint- Buildings	Building Management	General Fund	4/24/2023	765.30
Grainger Inc	Repairs and Maint- Buildings	Building Management	General Fund	4/24/2023	1,772.91
Grainger Inc	Repairs and Maint- Buildings	Building Management	General Fund	4/24/2023	2,625.01
Grainger Inc	Repairs and Maint- Buildings	Building Management	General Fund	4/24/2023	88.99
Grainger Inc	Repairs and Maint- Buildings	Building Management	General Fund	4/24/2023	1,121.40
Grainger Inc	Repairs and Maint- Buildings	Building Management	General Fund	4/24/2023	1,768.80
Grainger Inc	Repairs and Maint- Buildings	Building Management	General Fund	4/24/2023	169.69
Grainger Inc	Repairs and Maint- Buildings	Building Management	General Fund	4/24/2023	1,442.36
Grainger Inc	Repairs and Maint- Buildings	Building Management	General Fund	4/24/2023	51.04
Grainger Inc	Repairs and Maint- Buildings	Building Management	General Fund	4/24/2023	115.58
Grainger Inc	Repairs and Maint- Buildings	Building Management	General Fund	4/24/2023	254.72
Grainger Inc	Repairs and Maint- Buildings	Building Management	General Fund	4/24/2023	341.07
Grainger Inc	Repairs and Maint- Buildings	Building Management	General Fund	4/24/2023	33.27
Grainger Inc	Repairs and Maint- Buildings	Building Management	General Fund	4/24/2023	50.08
Grainger Inc	Repairs and Maint- Buildings	Building Management	General Fund	4/24/2023	247.39
Graybar (Electric Co Inc)	Repairs and Maint- Buildings	Building Management	General Fund	4/24/2023	2,743.20
DoorMaster Garage Door Co., LLC	Repairs and Maint- Buildings	Building Management	General Fund	4/24/2023	936.50
DoorMaster Garage Door Co., LLC	Repairs and Maint- Buildings	Building Management	General Fund	4/24/2023	309.00
Elastec Inc	Repairs and Maint- Buildings	Building Management	General Fund	4/24/2023	439.10
Elastec Inc	Repairs and Maint- Buildings	Building Management	General Fund	4/24/2023	374.19
F.E. Moran Inc. Mechanical Services	Repairs and Maint- Buildings	Building Management	General Fund	4/24/2023	825.00
FACIL Investments, Inc. dba Batteries Plus	Repairs and Maint- Buildings	Building Management	General Fund	4/24/2023	122.54
Fifth Third Bank	Repairs and Maint- Buildings	Building Management	General Fund	4/24/2023	1,864.83
Fifth Third Bank	Repairs and Maint- Buildings	Building Management	General Fund	4/24/2023	1,270.94
Alarm Detection Systems, Inc.	Repairs and Maint- Buildings	Building Management	General Fund	4/24/2023	28,218.33
All American Flag Company	Repairs and Maint- Buildings	Building Management	General Fund	4/24/2023	73.06
Apex Industrial Automation LLC	Repairs and Maint- Buildings	Building Management	General Fund	4/24/2023	398.84
Blade Electric & Technologies LLC	Repairs and Maint- Buildings	Building Management	General Fund	4/24/2023	1,095.00
Chem-Wise Ecological Pest Management, Inc.	Repairs and Maint- Buildings	Building Management	General Fund	4/24/2023	564.00
Warehouse Direct, Inc.	Repairs and Maint- Buildings	Building Management	General Fund	4/24/2023	56.22
Warehouse Direct, Inc.	Repairs and Maint- Buildings	Building Management	General Fund	4/24/2023	44.40
Wm. Horn Structural Steel Co.	Repairs and Maint- Buildings	Building Management	General Fund	4/24/2023	16.00
Trane US Inc dba Trane	Repairs and Maint- Buildings	Building Management	General Fund	4/24/2023	1,240.10
TargetSolutions Learning, LLC	Repairs and Maint- Buildings	Building Management	General Fund	4/24/2023	5,325.00
Toshiba America Business Solutions Inc	Repairs and Maint- Buildings	Building Management	General Fund	4/24/2023	38.66
Sign Tech, Inc.	Repairs and Maint- Buildings	Building Management	General Fund	4/24/2023	120.00
Chicago Hollow Metal, Inc. (The Door Doctors)	Repairs and Maint- Buildings	Building Management	General Fund	4/24/2023	1,484.50
PESD, Inc.	Repairs and Maint- Buildings	Building Management	General Fund	4/24/2023	3,540.00
Phigenics, LLC	Repairs and Maint- Buildings	Building Management	General Fund	4/24/2023	2,800.00
Phigenics, LLC	Repairs and Maint- Buildings	Building Management	General Fund	4/24/2023	3,190.00
RentalMax LLC (Saint Charles)	Repairs and Maint- Buildings	Building Management	General Fund	4/24/2023	4,284.00
RentalMax LLC (Saint Charles)	Repairs and Maint- Buildings	Building Management	General Fund	4/24/2023	3,102.96
Sherwin Williams	Repairs and Maint- Buildings	Building Management	General Fund	4/24/2023	466.32
Sherwin Williams	Repairs and Maint- Buildings	Building Management	General Fund	4/24/2023	42.46
Sherwin Williams	Repairs and Maint- Buildings	Building Management	General Fund	4/24/2023	9.41
Sherwin Williams	Repairs and Maint- Buildings	Building Management	General Fund	4/24/2023	115.66
Sherwin Williams	Repairs and Maint- Buildings	Building Management	General Fund	4/24/2023	60.90
Sherwin Williams	Repairs and Maint- Buildings	Building Management	General Fund	4/24/2023	127.71
Sherwin Williams	Repairs and Maint- Buildings	Building Management	General Fund	4/24/2023	44.21
Sherwin Williams	Repairs and Maint- Buildings	Building Management	General Fund	4/24/2023	30.45

Sherwin Williams	Repairs and Maint- Buildings	Building Management	General Fund	4/24/2023	26.16
Menards, Inc.	Repairs and Maint- Buildings	Building Management	General Fund	4/24/2023	47.17
Menards, Inc.	Repairs and Maint- Buildings	Building Management	General Fund	4/24/2023	41.90
Menards, Inc.	Repairs and Maint- Buildings	Building Management	General Fund	4/24/2023	38.75
Menards, Inc.	Repairs and Maint- Buildings	Building Management	General Fund	4/24/2023	99.57
Menards, Inc.	Repairs and Maint- Buildings	Building Management	General Fund	4/24/2023	45.95
Menards, Inc.	Repairs and Maint- Buildings	Building Management	General Fund	4/24/2023	60.17
Menards, Inc.	Repairs and Maint- Buildings	Building Management	General Fund	4/24/2023	43.98
Menards, Inc.	Repairs and Maint- Buildings	Building Management	General Fund	4/24/2023	35.66
Menards, Inc.	Repairs and Maint- Buildings	Building Management	General Fund	4/24/2023	73.83
Menards, Inc.	Repairs and Maint- Buildings	Building Management	General Fund	4/24/2023	78.32
Menards, Inc.	Repairs and Maint- Buildings	Building Management	General Fund	4/24/2023	65.97
Menards, Inc.	Repairs and Maint- Buildings	Building Management	General Fund	4/24/2023	21.74
Menards, Inc.	Repairs and Maint- Buildings	Building Management	General Fund	4/24/2023	28.43
Menards, Inc.	Repairs and Maint- Buildings	Building Management	General Fund	4/24/2023	131.94
Menards, Inc.	Repairs and Maint- Buildings	Building Management	General Fund	4/24/2023	65.17
Menards, Inc.	Repairs and Maint- Buildings	Building Management	General Fund	4/24/2023	18.38
Menards, Inc.	Repairs and Maint- Buildings	Building Management	General Fund	4/24/2023	66.77
Menards, Inc.	Repairs and Maint- Buildings	Building Management	General Fund	4/24/2023	(34.92)
United Refrigeration, Inc.	Repairs and Maint- Buildings	Building Management	General Fund	4/24/2023	184.46
United Refrigeration, Inc.	Repairs and Maint- Buildings	Building Management	General Fund	4/24/2023	95.49
Urban Elevator Service LLC	Repairs and Maint- Buildings	Building Management	General Fund	4/24/2023	239.20
Urban Elevator Service LLC	Repairs and Maint- Buildings	Building Management	General Fund	4/24/2023	119.60
Urban Elevator Service LLC	Repairs and Maint- Buildings	Building Management	General Fund	4/24/2023	352.56
Urban Elevator Service LLC	Repairs and Maint- Buildings	Building Management	General Fund	4/24/2023	717.60
Urban Elevator Service LLC	Repairs and Maint- Buildings	Building Management	General Fund	4/24/2023	124.38
Urban Elevator Service LLC	Repairs and Maint- Buildings	Building Management	General Fund	4/24/2023	119.60
Urban Elevator Service LLC	Repairs and Maint- Buildings	Building Management	General Fund	4/24/2023	119.60
Urban Elevator Service LLC	Repairs and Maint- Buildings	Building Management	General Fund	4/24/2023	1,196.00
Urban Elevator Service LLC	Repairs and Maint- Buildings	Building Management	General Fund	4/24/2023	139.88
Urban Elevator Service LLC	Repairs and Maint- Buildings	Building Management	General Fund	4/24/2023	124.38
Urban Elevator Service LLC	Repairs and Maint- Buildings	Building Management	General Fund	4/24/2023	119.60
Urban Elevator Service LLC	Repairs and Maint- Buildings	Building Management	General Fund	4/24/2023	119.60
Urban Elevator Service LLC	Repairs and Maint- Buildings	Building Management	General Fund	4/24/2023	352.56
Urban Elevator Service LLC	Repairs and Maint- Buildings	Building Management	General Fund	4/24/2023	239.20
Urban Elevator Service LLC	Repairs and Maint- Buildings	Building Management	General Fund	4/24/2023	139.88
Urban Elevator Service LLC	Repairs and Maint- Buildings	Building Management	General Fund	4/24/2023	1,196.00
Urban Elevator Service LLC	Repairs and Maint- Buildings	Building Management	General Fund	4/24/2023	717.60
Urban Elevator Service LLC	Repairs and Maint- Buildings	Building Management	General Fund	4/24/2023	119.60
Ratliff Landscaping Inc	Repairs and Maint- Grounds	Building Management	General Fund	4/10/2023	3,300.00
Ratliff Landscaping Inc	Repairs and Maint- Grounds	Building Management	General Fund	4/24/2023	11,467.12
Ratliff Landscaping Inc	Repairs and Maint- Grounds	Building Management	General Fund	4/24/2023	1,500.00
1 Source Mechanical, Inc.	Repairs and Maint- Equipment	Building Management	General Fund	4/10/2023	605.50
F.E. Moran Inc. Mechanical Services	Repairs and Maint- Equipment	Building Management	General Fund	4/10/2023	9,767.47
ILLCO INC	Repairs and Maint- Equipment	Building Management	General Fund	4/10/2023	384.62
ILLCO INC	Repairs and Maint- Equipment	Building Management	General Fund	4/10/2023	336.44
ILLCO INC	Repairs and Maint- Equipment	Building Management	General Fund	4/10/2023	243.27
Northern Safety and Industrial	Repairs and Maint- Equipment	Building Management	General Fund	4/10/2023	916.00
Trane US Inc dba Trane	Repairs and Maint- Equipment	Building Management	General Fund	4/10/2023	1,043.48
Trane US Inc dba Trane	Repairs and Maint- Equipment	Building Management	General Fund	4/10/2023	1,265.39
United Refrigeration, Inc.	Repairs and Maint- Equipment	Building Management	General Fund	4/24/2023	1,022.05
United Refrigeration, Inc.	Repairs and Maint- Equipment	Building Management	General Fund	4/24/2023	277.49
United Refrigeration, Inc.	Repairs and Maint- Equipment	Building Management	General Fund	4/24/2023	152.26
Royal Pipe & Supply Co	Repairs and Maint- Equipment	Building Management	General Fund	4/24/2023	1,032.45
ILLCO INC	Repairs and Maint- Equipment	Building Management	General Fund	4/24/2023	6,847.65
F.E. Moran Inc. Mechanical Services	Repairs and Maint- Equipment	Building Management	General Fund	4/24/2023	13,971.64

F.E. Moran Inc. Mechanical Services	Repairs and Maint- Equipment	Building Management	General Fund	4/24/2023	9,466.00
Feece Oil Company	Repairs and Maint- Equipment	Building Management	General Fund	4/24/2023	1,237.24
Air Comfort LLC	Repairs and Maint- Equipment	Building Management	General Fund	4/24/2023	2,950.11
Air Products Equipment Company	Repairs and Maint- Equipment	Building Management	General Fund	4/24/2023	2,500.00
All American Flag Company	Repairs and Maint- Equipment	Building Management	General Fund	4/24/2023	373.06
RentalMax LLC (Saint Charles)	Equipment Rental	Building Management	General Fund	4/10/2023	4,284.00
Fuller's Full Service Car Wash	Repairs and Maint- Vehicles	Building Management	General Fund	4/10/2023	117.45
NAPA Auto Parts - St. Charles	Repairs and Maint- Vehicles	Building Management	General Fund	4/10/2023	9.02
S & C Automotive Inc	Repairs and Maint- Vehicles	Building Management	General Fund	4/10/2023	635.06
Black Gold Septic Inc	Grease Trap- Septic Services	Building Management	General Fund	4/24/2023	235.00
Black Gold Septic Inc	Grease Trap- Septic Services	Building Management	General Fund	4/24/2023	485.00
Batavia Instant Print Inc	General Printing	Building Management	General Fund	4/10/2023	732.19
Batavia Instant Print Inc	General Printing	Building Management	General Fund	4/10/2023	650.55
Cenveo Worldwide Limited	General Printing	Building Management	General Fund	4/10/2023	659.00
Veritiv Operating Company	General Printing	Building Management	General Fund	4/10/2023	3,808.00
Batavia Instant Print Inc	General Printing	Building Management	General Fund	4/24/2023	243.55
Century Springs/Ove Water Services	Operating Supplies	Building Management	General Fund	4/24/2023	59.17
City of Geneva	Utilities- Sewer	Building Management	General Fund	4/10/2023	121.69
City of Geneva	Utilities- Sewer	Building Management	General Fund	4/10/2023	77.47
City of Geneva	Utilities- Sewer	Building Management	General Fund	4/10/2023	109.06
City of Geneva	Utilities- Sewer	Building Management	General Fund	4/10/2023	13.92
City of Geneva	Utilities- Sewer	Building Management	General Fund	4/10/2023	119.10
City of Geneva	Utilities- Sewer	Building Management	General Fund	4/10/2023	44.56
City of St. Charles	Utilities- Sewer	Building Management	General Fund	4/10/2023	130.72
City of St. Charles	Utilities- Sewer	Building Management	General Fund	4/10/2023	7,589.71
City of St. Charles	Utilities- Sewer	Building Management	General Fund	4/10/2023	489.55
City of Aurora	Utilities- Water	Building Management	General Fund	4/10/2023	235.40
City of Aurora	Utilities- Water	Building Management	General Fund	4/10/2023	134.60
City of Geneva	Utilities- Water	Building Management	General Fund	4/10/2023	196.90
City of Geneva	Utilities- Water	Building Management	General Fund	4/10/2023	112.11
City of Geneva	Utilities- Water	Building Management	General Fund	4/10/2023	188.67
City of Geneva	Utilities- Water	Building Management	General Fund	4/10/2023	21.40
City of Geneva	Utilities- Water	Building Management	General Fund	4/10/2023	192.53
City of Geneva	Utilities- Water	Building Management	General Fund	4/10/2023	77.31
City of St. Charles	Utilities- Water	Building Management	General Fund	4/10/2023	119.53
City of St. Charles	Utilities- Water	Building Management	General Fund	4/10/2023	5,693.08
City of St. Charles	Utilities- Water	Building Management	General Fund	4/10/2023	381.37
City of St. Charles	Utilities- Water	Building Management	General Fund	4/10/2023	227.92
City of St. Charles	Utilities- Water	Building Management	General Fund	4/10/2023	275.96
Veritiv Operating Company	Printing Supplies	Building Management	General Fund	4/10/2023	1,904.00
Veritiv Operating Company	Printing Supplies	Building Management	General Fund	4/10/2023	13.50
Veritiv Operating Company	Printing Supplies	Building Management	General Fund	4/10/2023	1,904.00
Veritiv Operating Company	Printing Supplies	Building Management	General Fund	4/24/2023	1,087.60
Unique Products & Services Corp	Cleaning Supplies	Building Management	General Fund	4/24/2023	2,382.00
Warehouse Direct, Inc.	Cleaning Supplies	Building Management	General Fund	4/24/2023	156.26
Warehouse Direct, Inc.	Cleaning Supplies	Building Management	General Fund	4/24/2023	290.08
Warehouse Direct, Inc.	Cleaning Supplies	Building Management	General Fund	4/24/2023	1,154.36
Warehouse Direct, Inc.	Cleaning Supplies	Building Management	General Fund	4/24/2023	234.25
Warehouse Direct, Inc.	Cleaning Supplies	Building Management	General Fund	4/24/2023	744.95
Warehouse Direct, Inc.	Cleaning Supplies	Building Management	General Fund	4/24/2023	1,727.89
Discount Uniform Co	Uniform Supplies	Building Management	General Fund	4/24/2023	174.00
Red Wing Shoe Store	Uniform Supplies	Building Management	General Fund	4/24/2023	300.00
Nicor Gas	Utilities- Natural Gas	Building Management	General Fund	4/10/2023	212.59
Nicor Gas	Utilities- Natural Gas	Building Management	General Fund	4/10/2023	250.46
Nicor Gas	Utilities- Natural Gas	Building Management	General Fund	4/24/2023	180.13
Constellation NewEnergy Inc.	Utilities- Natural Gas	Building Management	General Fund	4/24/2023	355.45

Nicor Gas	Utilities- Electric	Building Management	General Fund	4/10/2023	453.52
Nicor Gas	Utilities- Electric	Building Management	General Fund	4/10/2023	390.07
Nicor Gas	Utilities- Electric	Building Management	General Fund	4/10/2023	835.87
Nicor Gas	Utilities- Electric	Building Management	General Fund	4/10/2023	172.91
Constellation NewEnergy Inc.	Utilities- Electric	Building Management	General Fund	4/10/2023	347.10
Constellation NewEnergy Inc.	Utilities- Electric	Building Management	General Fund	4/10/2023	47.51
Constellation NewEnergy Inc.	Utilities- Electric	Building Management	General Fund	4/10/2023	128.14
Constellation NewEnergy Inc.	Utilities- Electric	Building Management	General Fund	4/10/2023	155.31
Constellation NewEnergy Inc.	Utilities- Electric	Building Management	General Fund	4/10/2023	72,867.75
Constellation NewEnergy Inc.	Utilities- Electric	Building Management	General Fund	4/10/2023	34.13
Constellation NewEnergy Inc.	Utilities- Electric	Building Management	General Fund	4/10/2023	1,830.46
City of Geneva	Utilities- Electric	Building Management	General Fund	4/10/2023	30.47
City of Geneva	Utilities- Electric	Building Management	General Fund	4/10/2023	44.45
City of Geneva	Utilities- Electric	Building Management	General Fund	4/10/2023	10,289.64
City of Geneva	Utilities- Electric	Building Management	General Fund	4/10/2023	552.13
City of Geneva	Utilities- Electric	Building Management	General Fund	4/10/2023	97.50
City of Geneva	Utilities- Electric	Building Management	General Fund	4/10/2023	3,522.78
City of Geneva	Utilities- Electric	Building Management	General Fund	4/10/2023	648.89
City of Geneva	Utilities- Electric	Building Management	General Fund	4/10/2023	590.32
City of St. Charles	Utilities- Electric	Building Management	General Fund	4/10/2023	62.35
City of St. Charles	Utilities- Electric	Building Management	General Fund	4/10/2023	9,562.68
ComEd	Utilities- Electric	Building Management	General Fund	4/24/2023	4,610.74
Constellation NewEnergy Inc.	Utilities- Electric	Building Management	General Fund	4/24/2023	155.00
Constellation NewEnergy Inc.	Utilities- Electric	Building Management	General Fund	4/24/2023	47.39
Constellation NewEnergy Inc.	Utilities- Electric	Building Management	General Fund	4/24/2023	37.21
Constellation NewEnergy Inc.	Utilities- Electric	Building Management	General Fund	4/24/2023	128.14
Batavia Enterprises, Inc	Building Lease	Building Management	General Fund	4/24/2023	13,159.31
Fifth Third Bank	Employment Advertising	Human Resource Management	General Fund	4/24/2023	600.00
Paddock Publications (Daily Herald)	Employment Advertising	Human Resource Management	General Fund	4/24/2023	57.80
Fifth Third Bank	Conferences and Meetings	Human Resource Management	General Fund	4/24/2023	883.56
J J Keller & Associates, Inc.	Employee Training	Human Resource Management	General Fund	4/10/2023	128.25
Kane County Regional Office of Education	Miscellaneous Contractual Exp	Human Resource Management	General Fund	4/24/2023	520.00
Warehouse Direct, Inc.	Office Supplies	Human Resource Management	General Fund	4/10/2023	23.63
Warehouse Direct, Inc.	Office Supplies	Human Resource Management	General Fund	4/10/2023	12.90
Warehouse Direct, Inc.	Office Supplies	Human Resource Management	General Fund	4/24/2023	27.23
Century Springs/Ove Water Services	Office Supplies	Human Resource Management	General Fund	4/24/2023	9.93
Toshiba America Business Solutions Inc	Repairs and Maint- Copiers	County Auditor	General Fund	4/10/2023	5.10
Illinois Association of County Officials (IACO)	Conferences and Meetings	County Auditor	General Fund	4/24/2023	120.00
Illinois Association of County Officials (IACO)	Conferences and Meetings	County Auditor	General Fund	4/24/2023	120.00
Century Springs/Ove Water Services	Office Supplies	County Auditor	General Fund	4/24/2023	17.86
Fifth Third Bank	Office Supplies	County Auditor	General Fund	4/24/2023	48.48
Warehouse Direct, Inc.	Office Supplies	County Auditor	General Fund	4/24/2023	18.88
Toshiba America Business Solutions Inc	Repairs and Maint- Copiers	Treasurer/Collector	General Fund	4/24/2023	11.45
Carlos Mata	Employee Mileage Expense	Treasurer/Collector	General Fund	4/10/2023	41.92
Warehouse Direct, Inc.	Office Supplies	Treasurer/Collector	General Fund	4/10/2023	90.20
Warehouse Direct, Inc.	Office Supplies	Treasurer/Collector	General Fund	4/24/2023	59.82
Century Springs/Ove Water Services	Office Supplies	Treasurer/Collector	General Fund	4/24/2023	32.73
Warehouse Direct, Inc.	Office Supplies	Treasurer/Collector	General Fund	4/24/2023	64.62
Dow Jones & Company, Inc.	Books and Subscriptions	Treasurer/Collector	General Fund	4/10/2023	119.94
Dow Jones & Company, Inc.	Books and Subscriptions	Treasurer/Collector	General Fund	4/10/2023	210.55
Toshiba America Business Solutions Inc	Repairs and Maint- Copiers	Supervisor of Assessments	General Fund	4/10/2023	43.06
Quadient Leasing USA Inc	Repairs and Maint- Copiers	Supervisor of Assessments	General Fund	4/24/2023	868.65
LRD Systems & Forms	Legal Printing	Supervisor of Assessments	General Fund	4/10/2023	6,843.62
Mark D. Armstrong	Conferences and Meetings	Supervisor of Assessments	General Fund	4/10/2023	109.76
Illinois Association of County Officials (IACO)	Conferences and Meetings	Supervisor of Assessments	General Fund	4/24/2023	205.00
Sandra A. Orlando	Employee Training	Supervisor of Assessments	General Fund	4/24/2023	889.60

Holly Winter	Employee Training	Supervisor of Assessments	General Fund	4/24/2023	889.60
Sandra A. Orlando	Employee Mileage Expense	Supervisor of Assessments	General Fund	4/24/2023	187.53
Certified Illinois Assessing Officers (CIAO)	General Association Dues	Supervisor of Assessments	General Fund	4/10/2023	50.00
Certified Illinois Assessing Officers (CIAO)	General Association Dues	Supervisor of Assessments	General Fund	4/10/2023	50.00
Certified Illinois Assessing Officers (CIAO)	General Association Dues	Supervisor of Assessments	General Fund	4/10/2023	50.00
Certified Illinois Assessing Officers (CIAO)	General Association Dues	Supervisor of Assessments	General Fund	4/10/2023	50.00
Certified Illinois Assessing Officers (CIAO)	General Association Dues	Supervisor of Assessments	General Fund	4/10/2023	50.00
Certified Illinois Assessing Officers (CIAO)	General Association Dues	Supervisor of Assessments	General Fund	4/10/2023	50.00
Certified Illinois Assessing Officers (CIAO)	General Association Dues	Supervisor of Assessments	General Fund	4/10/2023	50.00
Certified Illinois Assessing Officers (CIAO)	General Association Dues	Supervisor of Assessments	General Fund	4/10/2023	50.00
Certified Illinois Assessing Officers (CIAO)	General Association Dues	Supervisor of Assessments	General Fund	4/10/2023	50.00
Accurate Document Destruction Inc (GROOT)	Office Supplies	Supervisor of Assessments	General Fund	4/10/2023	77.00
Robin M. Huber	Office Supplies	Supervisor of Assessments	General Fund	4/10/2023	26.75
Warehouse Direct, Inc.	Office Supplies	Supervisor of Assessments	General Fund	4/10/2023	18.65
Warehouse Direct, Inc.	Office Supplies	Supervisor of Assessments	General Fund	4/10/2023	90.30
Warehouse Direct, Inc.	Office Supplies	Supervisor of Assessments	General Fund	4/10/2023	159.64
Century Springs/Ove Water Services	Office Supplies	Supervisor of Assessments	General Fund	4/24/2023	35.02
Jennifer A. Fiene	Computer Related Supplies	Supervisor of Assessments	General Fund	4/10/2023	1,246.19
OPG-3, Inc.	Computer Related Supplies	Supervisor of Assessments	General Fund	4/24/2023	5,421.25
John A. Cunningham	Employee Mileage Expense	County Clerk	General Fund	4/24/2023	130.00
Tracy A. Erickson	Employee Mileage Expense	County Clerk	General Fund	4/24/2023	15.85
Zahida Fakroddin	Employee Mileage Expense	County Clerk	General Fund	4/24/2023	78.60
Accurate Document Destruction Inc (GROOT)	Operating Supplies	County Clerk	General Fund	4/24/2023	126.20
Century Springs/Ove Water Services	Operating Supplies	County Clerk	General Fund	4/24/2023	127.95
Fifth Third Bank	Operating Supplies	County Clerk	General Fund	4/24/2023	488.59
Town & Country Gardens	Operating Supplies	County Clerk	General Fund	4/24/2023	102.98
Fifth Third Bank	Computer Related Supplies	County Clerk	General Fund	4/24/2023	1,191.33
Tompkins Printing Equipment Co	Election Services	County Clerk	General Fund	4/10/2023	997.00
DFM Associates	Software Licensing Cost	County Clerk	General Fund	4/10/2023	10,075.00
Toshiba America Business Solutions Inc	Repairs and Maint- Copiers	County Clerk	General Fund	4/10/2023	197.95
Toshiba America Business Solutions Inc	Repairs and Maint- Copiers	County Clerk	General Fund	4/10/2023	21.72
Toshiba America Business Solutions Inc	Repairs and Maint- Copiers	County Clerk	General Fund	4/10/2023	15.87
Toshiba America Business Solutions Inc	Repairs and Maint- Copiers	County Clerk	General Fund	4/10/2023	39.04
Toshiba America Business Solutions Inc	Repairs and Maint- Copiers	County Clerk	General Fund	4/24/2023	12.77
Toshiba America Business Solutions Inc	Repairs and Maint- Copiers	County Clerk	General Fund	4/24/2023	58.25
Toshiba America Business Solutions Inc	Repairs and Maint- Copiers	County Clerk	General Fund	4/24/2023	16.40
Community Unit School District #300 (CUSD)	Polling Place Rental	County Clerk	General Fund	4/24/2023	520.00
Fox Valley Park District	Polling Place Rental	County Clerk	General Fund	4/24/2023	280.00
Geneva School District #304 (CUSD)	Polling Place Rental	County Clerk	General Fund	4/24/2023	240.00
Greater Mount Olive Church of God in Christ	Polling Place Rental	County Clerk	General Fund	4/24/2023	120.00
Highland Avenue Church of the Brethren	Polling Place Rental	County Clerk	General Fund	4/24/2023	200.00
Hosanna! Lutheran Church	Polling Place Rental	County Clerk	General Fund	4/24/2023	160.00
Immanuel Lutheran Church & School	Polling Place Rental	County Clerk	General Fund	4/24/2023	200.00
Lincoln Inn Banquets & Catering	Polling Place Rental	County Clerk	General Fund	4/24/2023	120.00
Lord of Life Lutheran Church	Polling Place Rental	County Clerk	General Fund	4/24/2023	120.00
New Covenant Bible Church	Polling Place Rental	County Clerk	General Fund	4/24/2023	160.00
Northwest Bible Baptist Church	Polling Place Rental	County Clerk	General Fund	4/24/2023	320.00
Our Lady of Good Counsel	Polling Place Rental	County Clerk	General Fund	4/24/2023	160.00
River City Church	Polling Place Rental	County Clerk	General Fund	4/24/2023	240.00
Senior Services Associates Inc	Polling Place Rental	County Clerk	General Fund	4/24/2023	120.00
St Joseph Church	Polling Place Rental	County Clerk	General Fund	4/24/2023	160.00
St Marks Lutheran Church	Polling Place Rental	County Clerk	General Fund	4/24/2023	240.00
St Olaf Lutheran Church	Polling Place Rental	County Clerk	General Fund	4/24/2023	240.00
St. Monica Church	Polling Place Rental	County Clerk	General Fund	4/24/2023	240.00
Sugar Grove Township Community Building	Polling Place Rental	County Clerk	General Fund	4/24/2023	240.00

Thornwood Homeowners Association	Polling Place Rental	County Clerk	General Fund	4/24/2023	200.00
Valley View Baptist Church	Polling Place Rental	County Clerk	General Fund	4/24/2023	120.00
Warehouse Christian Church Inc	Polling Place Rental	County Clerk	General Fund	4/24/2023	160.00
Wesley United Methodist Church-Aurora	Polling Place Rental	County Clerk	General Fund	4/24/2023	240.00
Ryder Truck Rental Inc	Equipment Rental	County Clerk	General Fund	4/10/2023	935.72
Batavia Instant Print Inc	General Printing	County Clerk	General Fund	4/10/2023	12,554.08
Shaw Media	Legal Printing	County Clerk	General Fund	4/24/2023	4,711.18
Fabyan Franco	Employee Mileage Expense	County Clerk	General Fund	4/10/2023	24.69
Matthew J. Homer	Employee Mileage Expense	County Clerk	General Fund	4/10/2023	679.92
Nick Homer	Employee Mileage Expense	County Clerk	General Fund	4/10/2023	245.51
James Jones	Employee Mileage Expense	County Clerk	General Fund	4/24/2023	117.25
Gerald Krawczyk	Employee Mileage Expense	County Clerk	General Fund	4/24/2023	98.91
Daniel Robert McArthur	Employee Mileage Expense	County Clerk	General Fund	4/24/2023	87.78
Robert Mitchell	Employee Mileage Expense	County Clerk	General Fund	4/24/2023	66.16
Fiona Weisserth	Employee Mileage Expense	County Clerk	General Fund	4/24/2023	32.75
Paula Weisserth	Employee Mileage Expense	County Clerk	General Fund	4/24/2023	66.16
Greg Golden	Employee Mileage Expense	County Clerk	General Fund	4/24/2023	236.01
Michael C. Hernandez	Employee Mileage Expense	County Clerk	General Fund	4/24/2023	161.14
Michael Bauer	Employee Mileage Expense	County Clerk	General Fund	4/24/2023	100.22
Cheryl Bean	Employee Mileage Expense	County Clerk	General Fund	4/24/2023	183.41
Lauren E. Behnke	Employee Mileage Expense	County Clerk	General Fund	4/24/2023	20.44
Robert Brazas	Employee Mileage Expense	County Clerk	General Fund	4/24/2023	174.24
Brett J. Feltes	Employee Mileage Expense	County Clerk	General Fund	4/24/2023	85.81
Warehouse Direct, Inc.	Office Supplies	County Clerk	General Fund	4/24/2023	84.45
Verizon Wireless	Operating Supplies	County Clerk	General Fund	4/10/2023	2,130.27
WEX BANK	Operating Supplies	County Clerk	General Fund	4/24/2023	553.12
Charlie Fox's Geneva, Inc.	Operating Supplies	County Clerk	General Fund	4/24/2023	159.40
Fifth Third Bank	Operating Supplies	County Clerk	General Fund	4/24/2023	77.74
Menards, Inc.	Operating Supplies	County Clerk	General Fund	4/24/2023	16.84
American Legal Pub Corp dba Sterling Codifiers LLC	Books and Subscriptions	County Clerk	General Fund	4/24/2023	1,438.52
Fifth Third Bank	Books and Subscriptions	County Clerk	General Fund	4/24/2023	27.72
DMT Solutions Global Corporation dba BlueCrest	Voting Systems and Accessories	County Clerk	General Fund	4/24/2023	21,384.00
OPEX Corporation	Voting Systems and Accessories	County Clerk	General Fund	4/24/2023	6,180.00
DAVID C KING	Employee Mileage Expense	Recorder	General Fund	4/24/2023	40.94
Century Springs/Ove Water Services	Office Supplies	Recorder	General Fund	4/24/2023	44.30
Fifth Third Bank	Uniform Allowance	Judiciary and Courts	General Fund	4/24/2023	855.20
Marberry Cleaners & Launderers	Uniform Allowance	Judiciary and Courts	General Fund	4/24/2023	26.40
Kane County Juror Payable Clearing	Jurors- Circuit Court	Judiciary and Courts	General Fund	4/12/2023	785.88
Kane County Juror Payable Clearing	Jurors- Circuit Court	Judiciary and Courts	General Fund	4/21/2023	1,476.74
4W Eats dba Papa Saverio's	Jurors' Expense	Judiciary and Courts	General Fund	4/10/2023	163.65
Just In Time Coffee LLC	Jurors' Expense	Judiciary and Courts	General Fund	4/10/2023	1,546.00
Just In Time Coffee LLC	Jurors' Expense	Judiciary and Courts	General Fund	4/10/2023	525.00
Just In Time Coffee LLC	Jurors' Expense	Judiciary and Courts	General Fund	4/10/2023	4,501.00
Just In Time Coffee LLC	Jurors' Expense	Judiciary and Courts	General Fund	4/24/2023	1,965.00
Just In Time Coffee LLC	Jurors' Expense	Judiciary and Courts	General Fund	4/24/2023	960.00
Judicial Systems, Inc.	Jurors' Expense	Judiciary and Courts	General Fund	4/24/2023	8,433.00
Barbara A Johnston	Per Diem Expense	Judiciary and Courts	General Fund	4/10/2023	84.00
Mary A Trezzo	Per Diem Expense	Judiciary and Courts	General Fund	4/10/2023	56.00
Lynn M Dreymler	Per Diem Expense	Judiciary and Courts	General Fund	4/10/2023	44.00
Brenda D Gregory	Per Diem Expense	Judiciary and Courts	General Fund	4/10/2023	100.00
Debra P Hogan	Per Diem Expense	Judiciary and Courts	General Fund	4/24/2023	100.00
Barbara A Johnston	Per Diem Expense	Judiciary and Courts	General Fund	4/24/2023	1,545.50
Barbara A Johnston	Per Diem Expense	Judiciary and Courts	General Fund	4/24/2023	200.00
Jennifer L. Joyce	Per Diem Expense	Judiciary and Courts	General Fund	4/24/2023	200.00
Jennifer L. Joyce	Per Diem Expense	Judiciary and Courts	General Fund	4/24/2023	268.00
Kobald Reporting Inc	Per Diem Expense	Judiciary and Courts	General Fund	4/24/2023	13.00

Meagan Carroll	Per Diem Expense	Judiciary and Courts	General Fund	4/24/2023	76.00
Sara Pethokoukis	Contractual/Consulting Services	Judiciary and Courts	General Fund	4/10/2023	1,311.48
Ruben Rodriguez	Contractual/Consulting Services	Judiciary and Courts	General Fund	4/10/2023	1,708.29
Ruben Rodriguez	Contractual/Consulting Services	Judiciary and Courts	General Fund	4/10/2023	890.04
Rita Taccona	Contractual/Consulting Services	Judiciary and Courts	General Fund	4/10/2023	190.00
Daniel Velasco	Contractual/Consulting Services	Judiciary and Courts	General Fund	4/10/2023	2,231.60
Daniel Velasco	Contractual/Consulting Services	Judiciary and Courts	General Fund	4/10/2023	1,768.48
Maricela Cortez	Contractual/Consulting Services	Judiciary and Courts	General Fund	4/10/2023	420.13
Maricela Cortez	Contractual/Consulting Services	Judiciary and Courts	General Fund	4/10/2023	852.64
Shirley A. Wehking	Contractual/Consulting Services	Judiciary and Courts	General Fund	4/10/2023	175.24
Wellspring Interpreting Services LLC	Contractual/Consulting Services	Judiciary and Courts	General Fund	4/10/2023	1,951.05
Wellspring Interpreting Services LLC	Contractual/Consulting Services	Judiciary and Courts	General Fund	4/10/2023	2,131.05
Anthony Bahena	Contractual/Consulting Services	Judiciary and Courts	General Fund	4/10/2023	708.90
Anthony Bahena	Contractual/Consulting Services	Judiciary and Courts	General Fund	4/10/2023	1,289.66
Gil Antonio Borjas	Contractual/Consulting Services	Judiciary and Courts	General Fund	4/10/2023	448.95
Paula Ebener	Contractual/Consulting Services	Judiciary and Courts	General Fund	4/10/2023	79.87
Maricela Ibarra	Contractual/Consulting Services	Judiciary and Courts	General Fund	4/10/2023	560.00
Maricela Ibarra	Contractual/Consulting Services	Judiciary and Courts	General Fund	4/10/2023	303.00
Carina Julian	Contractual/Consulting Services	Judiciary and Courts	General Fund	4/10/2023	857.55
Carina Julian	Contractual/Consulting Services	Judiciary and Courts	General Fund	4/10/2023	457.20
Martha Gerald dba Power Vibes Inc.	Contractual/Consulting Services	Judiciary and Courts	General Fund	4/10/2023	1,548.90
Martha Gerald dba Power Vibes Inc.	Contractual/Consulting Services	Judiciary and Courts	General Fund	4/10/2023	1,561.50
Martha Gerald dba Power Vibes Inc.	Contractual/Consulting Services	Judiciary and Courts	General Fund	4/24/2023	309.78
Martha Gerald dba Power Vibes Inc.	Contractual/Consulting Services	Judiciary and Courts	General Fund	4/24/2023	2,339.85
Carina Julian	Contractual/Consulting Services	Judiciary and Courts	General Fund	4/24/2023	1,358.64
Carina Julian	Contractual/Consulting Services	Judiciary and Courts	General Fund	4/24/2023	482.88
Maricela Ibarra	Contractual/Consulting Services	Judiciary and Courts	General Fund	4/24/2023	629.00
Maricela Ibarra	Contractual/Consulting Services	Judiciary and Courts	General Fund	4/24/2023	303.00
Paula Ebener	Contractual/Consulting Services	Judiciary and Courts	General Fund	4/24/2023	159.74
Paula Ebener	Contractual/Consulting Services	Judiciary and Courts	General Fund	4/24/2023	239.61
Faith Interpreting Services	Contractual/Consulting Services	Judiciary and Courts	General Fund	4/24/2023	170.00
Ana M Bubalo	Contractual/Consulting Services	Judiciary and Courts	General Fund	4/24/2023	1,793.20
Bakhtavar Press	Contractual/Consulting Services	Judiciary and Courts	General Fund	4/24/2023	312.05
Atlas Language Services, Inc.	Contractual/Consulting Services	Judiciary and Courts	General Fund	4/24/2023	-
Atlas Language Services, Inc.	Contractual/Consulting Services	Judiciary and Courts	General Fund	4/24/2023	-
Atlas Language Services, Inc.	Contractual/Consulting Services	Judiciary and Courts	General Fund	4/24/2023	-
Wellspring Interpreting Services LLC	Contractual/Consulting Services	Judiciary and Courts	General Fund	4/24/2023	1,332.05
Maricela Cortez	Contractual/Consulting Services	Judiciary and Courts	General Fund	4/24/2023	358.82
Daniel Velasco	Contractual/Consulting Services	Judiciary and Courts	General Fund	4/24/2023	1,713.10
Daniel Velasco	Contractual/Consulting Services	Judiciary and Courts	General Fund	4/24/2023	2,215.35
Ruben Rodriguez	Contractual/Consulting Services	Judiciary and Courts	General Fund	4/24/2023	2,119.38
Ruben Rodriguez	Contractual/Consulting Services	Judiciary and Courts	General Fund	4/24/2023	874.60
Ruben Rodriguez	Contractual/Consulting Services	Judiciary and Courts	General Fund	4/24/2023	830.04
Sara Pethokoukis	Contractual/Consulting Services	Judiciary and Courts	General Fund	4/24/2023	874.32
Sara Pethokoukis	Contractual/Consulting Services	Judiciary and Courts	General Fund	4/24/2023	874.32
Daisy M. Robinson	Contractual/Consulting Services	Judiciary and Courts	General Fund	4/24/2023	452.00
Elizabeth Berrones	Court Appointed Counsel	Judiciary and Courts	General Fund	4/10/2023	3,083.00
Castlebrook Law, Inc., P.C.	Court Appointed Counsel	Judiciary and Courts	General Fund	4/10/2023	4,471.25
Ronald L. Haskell	Court Appointed Counsel	Judiciary and Courts	General Fund	4/10/2023	8,544.16
Marielisa Jackson	Court Appointed Counsel	Judiciary and Courts	General Fund	4/24/2023	3,434.00
Elizabeth Donegan PsyD	Psychological/Psychiatric Srvs	Judiciary and Courts	General Fund	4/24/2023	750.00
Kennett Holdings dba Phoenix Industrial Cleaning	Repairs and Maint- Equipment	Judiciary and Courts	General Fund	4/24/2023	1,005.00
Gordon Flesch Company Inc	Equipment Rental	Judiciary and Courts	General Fund	4/10/2023	7.49
Gordon Flesch Company Inc	Equipment Rental	Judiciary and Courts	General Fund	4/10/2023	3.58
Gordon Flesch Company Inc	Equipment Rental	Judiciary and Courts	General Fund	4/10/2023	56.49
Gordon Flesch Company Inc	Equipment Rental	Judiciary and Courts	General Fund	4/10/2023	42.75

Gordon Flesch Company Inc	Equipment Rental	Judiciary and Courts	General Fund	4/10/2023	16.31
Gordon Flesch Company Inc	Equipment Rental	Judiciary and Courts	General Fund	4/24/2023	397.34
Gordon Flesch Company Inc	Equipment Rental	Judiciary and Courts	General Fund	4/24/2023	4.61
Toshiba Financial Services	Equipment Rental	Judiciary and Courts	General Fund	4/24/2023	250.32
Canon Solutions America Inc	Equipment Rental	Judiciary and Courts	General Fund	4/24/2023	78.34
De Lage Landen Financial Services, Inc.	Equipment Rental	Judiciary and Courts	General Fund	4/24/2023	125.00
Just In Time Coffee LLC	Conferences and Meetings	Judiciary and Courts	General Fund	4/10/2023	80.00
Fifth Third Bank	Conferences and Meetings	Judiciary and Courts	General Fund	4/24/2023	79.27
Brittany Anderson	Employee Mileage Expense	Judiciary and Courts	General Fund	4/10/2023	33.52
Karen M. Zajicek	Employee Mileage Expense	Judiciary and Courts	General Fund	4/10/2023	18.90
Voiance Language Services, LLC	Miscellaneous Contractual Exp	Judiciary and Courts	General Fund	4/10/2023	20.79
Voiance Language Services, LLC	Miscellaneous Contractual Exp	Judiciary and Courts	General Fund	4/10/2023	55.44
Voiance Language Services, LLC	Miscellaneous Contractual Exp	Judiciary and Courts	General Fund	4/10/2023	104.94
Voiance Language Services, LLC	Miscellaneous Contractual Exp	Judiciary and Courts	General Fund	4/10/2023	55.44
Voiance Language Services, LLC	Miscellaneous Contractual Exp	Judiciary and Courts	General Fund	4/10/2023	91.08
Voiance Language Services, LLC	Miscellaneous Contractual Exp	Judiciary and Courts	General Fund	4/10/2023	6.93
Peloton Inc dba Frank's Employment	Miscellaneous Contractual Exp	Judiciary and Courts	General Fund	4/10/2023	787.50
Peloton Inc dba Frank's Employment	Miscellaneous Contractual Exp	Judiciary and Courts	General Fund	4/24/2023	78.75
Peloton Inc dba Frank's Employment	Miscellaneous Contractual Exp	Judiciary and Courts	General Fund	4/24/2023	759.38
Atlas Language Services, Inc.	Miscellaneous Contractual Exp	Judiciary and Courts	General Fund	4/24/2023	450.00
Atlas Language Services, Inc.	Miscellaneous Contractual Exp	Judiciary and Courts	General Fund	4/24/2023	435.00
Atlas Language Services, Inc.	Miscellaneous Contractual Exp	Judiciary and Courts	General Fund	4/24/2023	320.00
Century Springs/Ove Water Services	Miscellaneous Contractual Exp	Judiciary and Courts	General Fund	4/24/2023	147.26
Century Springs/Ove Water Services	Miscellaneous Contractual Exp	Judiciary and Courts	General Fund	4/24/2023	37.02
Century Springs/Ove Water Services	Miscellaneous Contractual Exp	Judiciary and Courts	General Fund	4/24/2023	54.18
Century Springs/Ove Water Services	Miscellaneous Contractual Exp	Judiciary and Courts	General Fund	4/24/2023	41.31
Century Springs/Ove Water Services	Miscellaneous Contractual Exp	Judiciary and Courts	General Fund	4/24/2023	13.57
Century Springs/Ove Water Services	Miscellaneous Contractual Exp	Judiciary and Courts	General Fund	4/24/2023	28.44
Language Line Services	Miscellaneous Contractual Exp	Judiciary and Courts	General Fund	4/24/2023	173.41
Warehouse Direct, Inc.	Office Supplies	Judiciary and Courts	General Fund	4/10/2023	126.75
Warehouse Direct, Inc.	Office Supplies	Judiciary and Courts	General Fund	4/10/2023	194.80
Warehouse Direct, Inc.	Office Supplies	Judiciary and Courts	General Fund	4/10/2023	59.97
Warehouse Direct, Inc.	Office Supplies	Judiciary and Courts	General Fund	4/10/2023	115.32
Warehouse Direct, Inc.	Office Supplies	Judiciary and Courts	General Fund	4/24/2023	91.17
Warehouse Direct, Inc.	Office Supplies	Judiciary and Courts	General Fund	4/24/2023	65.27
Fifth Third Bank	Office Supplies	Judiciary and Courts	General Fund	4/24/2023	533.48
Fifth Third Bank	Operating Supplies	Judiciary and Courts	General Fund	4/24/2023	198.36
Fifth Third Bank	Operating Supplies	Judiciary and Courts	General Fund	4/24/2023	206.00
Just In Time Coffee LLC	Operating Supplies	Judiciary and Courts	General Fund	4/24/2023	220.00
Southern Computer Warehouse (SCW)	Computer Related Supplies	Judiciary and Courts	General Fund	4/10/2023	106.31
Document Imaging Services LLC	Computer Related Supplies	Judiciary and Courts	General Fund	4/10/2023	414.00
Document Imaging Services LLC	Computer Related Supplies	Judiciary and Courts	General Fund	4/24/2023	619.00
Fifth Third Bank	Computer Related Supplies	Judiciary and Courts	General Fund	4/24/2023	31.99
Fifth Third Bank	Computer Related Supplies	Judiciary and Courts	General Fund	4/24/2023	107.89
Fifth Third Bank	Conferences and Meetings	Circuit Clerk	General Fund	4/24/2023	100.17
4Imprint, Inc.	Office Supplies	Circuit Clerk	General Fund	4/10/2023	217.35
Century Springs/Ove Water Services	Office Supplies	Circuit Clerk	General Fund	4/24/2023	46.59
Image-Pro Services & Supplies Inc	Office Supplies	Circuit Clerk	General Fund	4/24/2023	642.19
Image-Pro Services & Supplies Inc	Office Supplies	Circuit Clerk	General Fund	4/24/2023	860.66
Image-Pro Services & Supplies Inc	Office Supplies	Circuit Clerk	General Fund	4/24/2023	810.08
Image-Pro Services & Supplies Inc	Office Supplies	Circuit Clerk	General Fund	4/24/2023	313.09
Petty Cash-Clerk of the Circuit Court	Office Supplies	Circuit Clerk	General Fund	4/24/2023	31.96
Graceland College dba Skillpath Seminars	Employee Training	Circuit Clerk	General Fund	4/24/2023	49.00
Warehouse Direct, Inc.	Office Supplies	Circuit Clerk	General Fund	4/10/2023	445.88
Warehouse Direct, Inc.	Office Supplies	Circuit Clerk	General Fund	4/24/2023	6.27
Graceland College dba Skillpath Seminars	Employee Training	Circuit Clerk	General Fund	4/24/2023	549.00

Rhiannon Anderson	Employee Mileage Expense	Circuit Clerk	General Fund	4/24/2023	55.02
Curt Bommelman	Employee Mileage Expense	Circuit Clerk	General Fund	4/24/2023	60.59
Heather Cameron	Employee Mileage Expense	Circuit Clerk	General Fund	4/24/2023	26.86
Jim Capparelli	Employee Mileage Expense	Circuit Clerk	General Fund	4/24/2023	24.23
Jason M. Crowley	Employee Mileage Expense	Circuit Clerk	General Fund	4/24/2023	11.79
Kristin Glisson	Employee Mileage Expense	Circuit Clerk	General Fund	4/24/2023	39.30
Deneen S. Hull	Employee Mileage Expense	Circuit Clerk	General Fund	4/24/2023	18.34
Melinda Jackson	Employee Mileage Expense	Circuit Clerk	General Fund	4/24/2023	9.82
Jennifer Lauren Johnson	Employee Mileage Expense	Circuit Clerk	General Fund	4/24/2023	55.67
Megan Johnson	Employee Mileage Expense	Circuit Clerk	General Fund	4/24/2023	39.30
Michael John Kovach	Employee Mileage Expense	Circuit Clerk	General Fund	4/24/2023	37.34
Penny Lange	Employee Mileage Expense	Circuit Clerk	General Fund	4/24/2023	27.18
Malinda Patterson	Employee Mileage Expense	Circuit Clerk	General Fund	4/24/2023	24.89
Jennifer Zuttermeister	Employee Mileage Expense	Circuit Clerk	General Fund	4/24/2023	55.67
Warehouse Direct, Inc.	Office Supplies	Circuit Clerk	General Fund	4/24/2023	25.74
Graceland College dba Skillpath Seminars	Employee Training	Circuit Clerk	General Fund	4/24/2023	549.00
Graceland College dba Skillpath Seminars	Employee Training	Circuit Clerk	General Fund	4/24/2023	549.00
Graceland College dba Skillpath Seminars	Employee Training	Circuit Clerk	General Fund	4/24/2023	549.00
Graceland College dba Skillpath Seminars	Employee Training	Circuit Clerk	General Fund	4/24/2023	549.00
Carleen J. Bain	Employee Mileage Expense	Circuit Clerk	General Fund	4/10/2023	172.92
Dana Cruz	Employee Mileage Expense	Circuit Clerk	General Fund	4/10/2023	161.78
JOANNE HASSLER	Employee Mileage Expense	Circuit Clerk	General Fund	4/10/2023	5.89
MaryAnn Kabara	Employee Mileage Expense	Circuit Clerk	General Fund	4/10/2023	88.42
Shauna Kane	Employee Mileage Expense	Circuit Clerk	General Fund	4/10/2023	158.51
Kelly A. Lisner	Employee Mileage Expense	Circuit Clerk	General Fund	4/10/2023	119.86
Margaret Wlodek	Employee Mileage Expense	Circuit Clerk	General Fund	4/10/2023	204.36
Rebecca Lynch	Employee Mileage Expense	Circuit Clerk	General Fund	4/24/2023	18.34
Shirley L. Moline	Employee Mileage Expense	Circuit Clerk	General Fund	4/24/2023	17.68
Benjamin Adam Petschke	Employee Mileage Expense	Circuit Clerk	General Fund	4/24/2023	22.27
Johnathan M. Pickering	Employee Mileage Expense	Circuit Clerk	General Fund	4/24/2023	18.34
Kelsey Spriet	Employee Mileage Expense	Circuit Clerk	General Fund	4/24/2023	16.38
Paige V. Summerhill	Employee Mileage Expense	Circuit Clerk	General Fund	4/24/2023	30.13
Jennifer Volintine	Employee Mileage Expense	Circuit Clerk	General Fund	4/24/2023	11.13
Theodore James Farrell	Employee Mileage Expense	Circuit Clerk	General Fund	4/24/2023	40.61
Theodore James Farrell	Employee Mileage Expense	Circuit Clerk	General Fund	4/24/2023	137.55
Sterling Sean Garwood	Employee Mileage Expense	Circuit Clerk	General Fund	4/24/2023	20.96
Marissa Brown	Employee Mileage Expense	Circuit Clerk	General Fund	4/24/2023	19.65
Alexandra J. Busch	Employee Mileage Expense	Circuit Clerk	General Fund	4/24/2023	36.02
Graceland College dba Skillpath Seminars	Employee Training	Circuit Clerk	General Fund	4/24/2023	500.00
Statewide Publishing, LLC	Legal Services	Circuit Clerk	General Fund	4/24/2023	60.00
Fifth Third Bank	General Association Dues	Circuit Clerk	General Fund	4/24/2023	175.00
Fifth Third Bank	Office Supplies	Circuit Clerk	General Fund	4/24/2023	65.90
Fifth Third Bank	Office Supplies	Circuit Clerk	General Fund	4/24/2023	585.10
Fifth Third Bank	Office Supplies	Circuit Clerk	General Fund	4/24/2023	165.49
Insight Public Sector Inc	SAMHSA CDSP Grant	State's Attorney	General Fund	4/24/2023	-
		State's Attorney	General Fund	4/10/2023	106.40
		State's Attorney	General Fund	4/10/2023	743.64
		State's Attorney	General Fund	4/24/2023	378.01
		State's Attorney	General Fund	4/24/2023	106.40
		State's Attorney	General Fund	4/24/2023	2,075.41
		State's Attorney	General Fund	4/24/2023	332.85
Jennifer Campbell	Court Reporter Costs	State's Attorney	General Fund	4/10/2023	844.00
Lynn M Dreymler	Court Reporter Costs	State's Attorney	General Fund	4/10/2023	848.00
Brenda D Gregory	Court Reporter Costs	State's Attorney	General Fund	4/24/2023	908.00
Brenda D Gregory	Court Reporter Costs	State's Attorney	General Fund	4/24/2023	84.00
Martina M. Miranda	Court Reporter Costs	State's Attorney	General Fund	4/24/2023	1,264.00

Mary A Trezzo	Court Reporter Costs	State's Attorney	General Fund	4/24/2023	828.00
Toshiba America Business Solutions Inc	Repairs and Maint- Copiers	State's Attorney	General Fund	4/10/2023	20.69
Chicago Office Technology Group (COTG)	Repairs and Maint- Copiers	State's Attorney	General Fund	4/10/2023	13.81
Gordon Flesch Company Inc	Repairs and Maint- Copiers	State's Attorney	General Fund	4/24/2023	0.54
Toshiba America Business Solutions Inc	Repairs and Maint- Copiers	State's Attorney	General Fund	4/24/2023	12.88
Toshiba America Business Solutions Inc	Repairs and Maint- Copiers	State's Attorney	General Fund	4/24/2023	70.40
Toshiba America Business Solutions Inc	Repairs and Maint- Copiers	State's Attorney	General Fund	4/24/2023	387.35
Toshiba America Business Solutions Inc	Repairs and Maint- Copiers	State's Attorney	General Fund	4/24/2023	-
Fifth Third Bank	Repairs and Maint- Vehicles	State's Attorney	General Fund	4/24/2023	154.40
Jiffy Lube (Sound Billing LLC)	Repairs and Maint- Vehicles	State's Attorney	General Fund	4/24/2023	51.97
Just In Time Coffee LLC	Conferences and Meetings	State's Attorney	General Fund	4/10/2023	41.00
Just In Time Coffee LLC	Conferences and Meetings	State's Attorney	General Fund	4/10/2023	26.00
Just In Time Coffee LLC	Conferences and Meetings	State's Attorney	General Fund	4/24/2023	91.00
Fifth Third Bank	Conferences and Meetings	State's Attorney	General Fund	4/24/2023	57.69
Petty Cash-State's Attorney	Employee Training	State's Attorney	General Fund	4/10/2023	460.00
Fifth Third Bank	Employee Training	State's Attorney	General Fund	4/24/2023	50.00
Warehouse Direct, Inc.	Office Supplies	State's Attorney	General Fund	4/10/2023	16.10
Warehouse Direct, Inc.	Office Supplies	State's Attorney	General Fund	4/24/2023	62.11
Fifth Third Bank	Office Supplies	State's Attorney	General Fund	4/24/2023	701.44
Petty Cash-State's Attorney	Operating Supplies	State's Attorney	General Fund	4/10/2023	30.00
Ray O'Herron Co., Inc.	Operating Supplies	State's Attorney	General Fund	4/24/2023	1,434.84
Accurate Document Destruction Inc (GROOT)	Operating Supplies	State's Attorney	General Fund	4/24/2023	138.00
Century Springs/Ove Water Services	Operating Supplies	State's Attorney	General Fund	4/24/2023	279.17
Thomson Reuters GRC Inc. (West Government)	Books and Subscriptions	State's Attorney	General Fund	4/24/2023	1,363.34
Thomson Reuters GRC Inc. (West Government)	Books and Subscriptions	State's Attorney	General Fund	4/24/2023	1,363.34
Thomson Reuters GRC Inc. (West Government)	Books and Subscriptions	State's Attorney	General Fund	4/24/2023	2,664.35
Thomson Reuters GRC Inc. (West Government)	Books and Subscriptions	State's Attorney	General Fund	4/24/2023	4,002.54
Blade Electric & Technologies LLC	Computer Hardware- Non Capital	State's Attorney	General Fund	4/24/2023	2,715.00
WEX BANK	Fuel- Vehicles	State's Attorney	General Fund	4/24/2023	520.42
Fifth Third Bank	Employee Training	State's Attorney	General Fund	4/24/2023	60.00
Purpose.Dignity.Action.	Employee Training	State's Attorney	General Fund	4/24/2023	4,375.00
Jeremiah J. Fitzpatrick	Employee Mileage Expense	State's Attorney	General Fund	4/10/2023	263.96
Ana Liu	Employee Mileage Expense	State's Attorney	General Fund	4/10/2023	114.63
Ana Liu	Employee Mileage Expense	State's Attorney	General Fund	4/24/2023	85.15
Georg Svec	Employee Mileage Expense	State's Attorney	General Fund	4/24/2023	123.80
Georg Svec	Employee Mileage Expense	State's Attorney	General Fund	4/24/2023	108.08
Samuel Baricovich	Employee Mileage Expense	State's Attorney	General Fund	4/24/2023	163.75
Century Springs/Ove Water Services	Operating Supplies	State's Attorney	General Fund	4/24/2023	9.28
Fifth Third Bank	Operating Supplies	State's Attorney	General Fund	4/24/2023	770.16
Insight Public Sector Inc	Computer Hardware- Non Capital	State's Attorney	General Fund	4/24/2023	2,526.00
		Public Defender	General Fund	4/24/2023	339.81
		Public Defender	General Fund	4/24/2023	700.00
Fifth Third Bank	Attorney Association Dues	Public Defender	General Fund	4/24/2023	145.00
Verizon Wireless	Miscellaneous Contractual Exp	Public Defender	General Fund	4/10/2023	289.35
Fifth Third Bank	Miscellaneous Contractual Exp	Public Defender	General Fund	4/24/2023	5.58
Toshiba America Business Solutions Inc	Miscellaneous Contractual Exp	Public Defender	General Fund	4/24/2023	52.38
Century Springs/Ove Water Services	Office Supplies	Public Defender	General Fund	4/24/2023	13.57
Century Springs/Ove Water Services	Office Supplies	Public Defender	General Fund	4/24/2023	84.21
Fifth Third Bank	Office Supplies	Public Defender	General Fund	4/24/2023	33.98
Fifth Third Bank	Books and Subscriptions	Public Defender	General Fund	4/24/2023	15.99
Thomson Reuters GRC Inc. (West Government)	Books and Subscriptions	Public Defender	General Fund	4/24/2023	249.98
Thomson Reuters GRC Inc. (West Government)	Books and Subscriptions	Public Defender	General Fund	4/24/2023	4,557.75
Thomson Reuters GRC Inc. (West Government)	Books and Subscriptions	Public Defender	General Fund	4/24/2023	4,557.75
Thomson Reuters GRC Inc. (West Government)	Books and Subscriptions	Public Defender	General Fund	4/24/2023	249.98
Thomson Reuters GRC Inc. (West Government)	Books and Subscriptions	Public Defender	General Fund	4/24/2023	839.67
Fifth Third Bank	Contractual/Consulting Services	Sheriff	General Fund	4/24/2023	1,260.00

IL Department of Innovation & Technology (CMS)	Contractual/Consulting Services	Sheriff	General Fund	4/24/2023	942.40
COPS Testing Service Inc	Medical/Dental/Hospital Services	Sheriff	General Fund	4/10/2023	450.00
Dreyer Medical Clinic	Medical/Dental/Hospital Services	Sheriff	General Fund	4/24/2023	737.00
Fifth Third Bank	Investigations	Sheriff	General Fund	4/24/2023	240.46
Fifth Third Bank	Investigations	Sheriff	General Fund	4/24/2023	10.00
Fifth Third Bank	Investigations	Sheriff	General Fund	4/24/2023	434.30
Petty Cash-Sheriff	Extradition Costs	Sheriff	General Fund	4/10/2023	128.00
Petty Cash-Sheriff	Extradition Costs	Sheriff	General Fund	4/10/2023	128.00
Petty Cash-Sheriff	Extradition Costs	Sheriff	General Fund	4/10/2023	128.00
Petty Cash-Sheriff	Extradition Costs	Sheriff	General Fund	4/24/2023	128.00
Petty Cash-Sheriff	Extradition Costs	Sheriff	General Fund	4/24/2023	128.00
Petty Cash-Sheriff	Extradition Costs	Sheriff	General Fund	4/24/2023	128.00
Petty Cash-Sheriff	Extradition Costs	Sheriff	General Fund	4/24/2023	128.00
Fifth Third Bank	Extradition Costs	Sheriff	General Fund	4/24/2023	20.47
Fifth Third Bank	Extradition Costs	Sheriff	General Fund	4/24/2023	1,170.20
Fifth Third Bank	Extradition Costs	Sheriff	General Fund	4/24/2023	2,351.65
Fifth Third Bank	Extradition Costs	Sheriff	General Fund	4/24/2023	1,437.99
Insight Public Sector Inc	Repairs and Maint- Copiers	Sheriff	General Fund	4/10/2023	1,411.00
Toshiba America Business Solutions Inc	Repairs and Maint- Copiers	Sheriff	General Fund	4/10/2023	19.17
Toshiba America Business Solutions Inc	Repairs and Maint- Copiers	Sheriff	General Fund	4/24/2023	20.60
Impact Networking, LLC	Repairs and Maint- Copiers	Sheriff	General Fund	4/24/2023	126.50
APC Stores, Inc (Bumper to Bumper)	Repairs and Maint- Vehicles	Sheriff	General Fund	4/10/2023	18.90
APC Stores, Inc (Bumper to Bumper)	Repairs and Maint- Vehicles	Sheriff	General Fund	4/10/2023	311.60
APC Stores, Inc (Bumper to Bumper)	Repairs and Maint- Vehicles	Sheriff	General Fund	4/10/2023	(18.00)
Elburn NAPA Inc (North Aurora)	Repairs and Maint- Vehicles	Sheriff	General Fund	4/10/2023	1,113.84
Elburn NAPA Inc (North Aurora)	Repairs and Maint- Vehicles	Sheriff	General Fund	4/10/2023	39.42
Cintas Corporation	Repairs and Maint- Vehicles	Sheriff	General Fund	4/10/2023	50.90
Havlicek Geneva Ace Hardware LLC	Repairs and Maint- Vehicles	Sheriff	General Fund	4/10/2023	7.98
Priority Products, Inc.	Repairs and Maint- Vehicles	Sheriff	General Fund	4/10/2023	0.75
Via Carlita LLC dba Hawk Ford of St. Charles	Repairs and Maint- Vehicles	Sheriff	General Fund	4/10/2023	75.85
Via Carlita LLC dba Hawk Ford of St. Charles	Repairs and Maint- Vehicles	Sheriff	General Fund	4/10/2023	107.06
Via Carlita LLC dba Hawk Ford of St. Charles	Repairs and Maint- Vehicles	Sheriff	General Fund	4/10/2023	99.95
Via Carlita LLC dba Hawk Ford of St. Charles	Repairs and Maint- Vehicles	Sheriff	General Fund	4/24/2023	334.66
Via Carlita LLC dba Hawk Ford of St. Charles	Repairs and Maint- Vehicles	Sheriff	General Fund	4/24/2023	27.25
Via Carlita LLC dba Hawk Ford of St. Charles	Repairs and Maint- Vehicles	Sheriff	General Fund	4/24/2023	173.86
Via Carlita LLC dba Hawk Ford of St. Charles	Repairs and Maint- Vehicles	Sheriff	General Fund	4/24/2023	74.21
Via Carlita LLC dba Hawk Ford of St. Charles	Repairs and Maint- Vehicles	Sheriff	General Fund	4/24/2023	(75.85)
Via Carlita LLC dba Hawk Ford of St. Charles	Repairs and Maint- Vehicles	Sheriff	General Fund	4/24/2023	366.85
Via Carlita LLC dba Hawk Ford of St. Charles	Repairs and Maint- Vehicles	Sheriff	General Fund	4/24/2023	216.72
Weldstar Company	Repairs and Maint- Vehicles	Sheriff	General Fund	4/24/2023	16.80
Riggs Brothers	Repairs and Maint- Vehicles	Sheriff	General Fund	4/24/2023	570.00
Strypes Plus More, Inc.	Repairs and Maint- Vehicles	Sheriff	General Fund	4/24/2023	450.00
Havlicek Geneva Ace Hardware LLC	Repairs and Maint- Vehicles	Sheriff	General Fund	4/24/2023	6.80
Hollywood Tools, LLC	Repairs and Maint- Vehicles	Sheriff	General Fund	4/24/2023	24.65
Liberty Tire Recycling Holdco, LLC	Repairs and Maint- Vehicles	Sheriff	General Fund	4/24/2023	357.48
Pomps Tire Service Inc	Repairs and Maint- Vehicles	Sheriff	General Fund	4/24/2023	674.20
Cintas Corporation	Repairs and Maint- Vehicles	Sheriff	General Fund	4/24/2023	50.90
Cintas Corporation	Repairs and Maint- Vehicles	Sheriff	General Fund	4/24/2023	50.90
Cintas Corporation	Repairs and Maint- Vehicles	Sheriff	General Fund	4/24/2023	198.72
Computerized Fleet Analysis, Inc. (CFA Software)	Repairs and Maint- Vehicles	Sheriff	General Fund	4/24/2023	1,795.00
Elburn NAPA Inc (North Aurora)	Repairs and Maint- Vehicles	Sheriff	General Fund	4/24/2023	13.14
Elburn NAPA Inc (North Aurora)	Repairs and Maint- Vehicles	Sheriff	General Fund	4/24/2023	727.15
Elburn NAPA Inc (North Aurora)	Repairs and Maint- Vehicles	Sheriff	General Fund	4/24/2023	326.93
Elburn NAPA Inc (North Aurora)	Repairs and Maint- Vehicles	Sheriff	General Fund	4/24/2023	(47.71)
Fifth Third Bank	Repairs and Maint- Vehicles	Sheriff	General Fund	4/24/2023	308.80
Fifth Third Bank	Repairs and Maint- Vehicles	Sheriff	General Fund	4/24/2023	76.83
Fifth Third Bank	Repairs and Maint- Vehicles	Sheriff	General Fund	4/24/2023	219.00

APC Stores, Inc (Bumper to Bumper)	Repairs and Maint- Vehicles	Sheriff	General Fund	4/24/2023	91.72
APC Stores, Inc (Bumper to Bumper)	Repairs and Maint- Vehicles	Sheriff	General Fund	4/24/2023	6.69
APC Stores, Inc (Bumper to Bumper)	Repairs and Maint- Vehicles	Sheriff	General Fund	4/24/2023	18.48
APC Stores, Inc (Bumper to Bumper)	Repairs and Maint- Vehicles	Sheriff	General Fund	4/24/2023	101.00
APC Stores, Inc (Bumper to Bumper)	Repairs and Maint- Vehicles	Sheriff	General Fund	4/24/2023	124.64
APC Stores, Inc (Bumper to Bumper)	Repairs and Maint- Vehicles	Sheriff	General Fund	4/24/2023	12.34
APC Stores, Inc (Bumper to Bumper)	Repairs and Maint- Vehicles	Sheriff	General Fund	4/24/2023	187.49
APC Stores, Inc (Bumper to Bumper)	Repairs and Maint- Vehicles	Sheriff	General Fund	4/24/2023	58.69
Bob Jass Chevrolet, Inc.	Repairs and Maint- Vehicles	Sheriff	General Fund	4/24/2023	3,516.54
Bob Jass Chevrolet, Inc.	Repairs and Maint- Vehicles	Sheriff	General Fund	4/24/2023	(716.54)
Chicago Parts and Sound, LLC	Repairs and Maint- Vehicles	Sheriff	General Fund	4/24/2023	615.75
Chicago Parts and Sound, LLC	Repairs and Maint- Vehicles	Sheriff	General Fund	4/24/2023	315.95
Chicago Parts and Sound, LLC	Repairs and Maint- Vehicles	Sheriff	General Fund	4/24/2023	2,595.00
American Aluminum Accessories, Inc.	Repairs and Maint- Vehicles	Sheriff	General Fund	4/24/2023	790.00
Denise D. Tracy dba RevDeniseTracy.com	Employee Training	Sheriff	General Fund	4/10/2023	125.00
Petty Cash-Sheriff	Employee Training	Sheriff	General Fund	4/10/2023	800.00
Petty Cash-Sheriff	Employee Training	Sheriff	General Fund	4/10/2023	165.00
Petty Cash-Sheriff	Employee Training	Sheriff	General Fund	4/10/2023	69.00
Petty Cash-Sheriff	Employee Training	Sheriff	General Fund	4/10/2023	434.00
Petty Cash-Sheriff	Employee Training	Sheriff	General Fund	4/10/2023	434.00
Petty Cash-Sheriff	Employee Training	Sheriff	General Fund	4/24/2023	80.00
Petty Cash-Sheriff	Employee Training	Sheriff	General Fund	4/24/2023	508.40
Fifth Third Bank	Employee Training	Sheriff	General Fund	4/24/2023	5,471.55
Fifth Third Bank	Employee Training	Sheriff	General Fund	4/24/2023	347.75
Fifth Third Bank	Employee Training	Sheriff	General Fund	4/24/2023	8,487.04
Fifth Third Bank	Employee Training	Sheriff	General Fund	4/24/2023	1,709.91
Fifth Third Bank	Office Supplies	Sheriff	General Fund	4/24/2023	141.29
Fifth Third Bank	Office Supplies	Sheriff	General Fund	4/24/2023	33.97
Fifth Third Bank	Office Supplies	Sheriff	General Fund	4/24/2023	81.33
Fifth Third Bank	Office Supplies	Sheriff	General Fund	4/24/2023	962.07
Duke & Lee's Johnsons Garage and Towing, Inc.	Operating Supplies	Sheriff	General Fund	4/24/2023	479.50
Fifth Third Bank	Operating Supplies	Sheriff	General Fund	4/24/2023	51.96
Fifth Third Bank	Operating Supplies	Sheriff	General Fund	4/24/2023	21.24
Fifth Third Bank	Operating Supplies	Sheriff	General Fund	4/24/2023	12.95
Fifth Third Bank	Operating Supplies	Sheriff	General Fund	4/24/2023	5,000.00
Fifth Third Bank	Operating Supplies	Sheriff	General Fund	4/24/2023	6,170.36
Fifth Third Bank	Operating Supplies	Sheriff	General Fund	4/24/2023	65.00
Plastic Card Solutions, Inc.	Operating Supplies	Sheriff	General Fund	4/24/2023	1,473.45
Valley Lock Company Inc	Operating Supplies	Sheriff	General Fund	4/24/2023	24.50
Emerging Tactical Solutions, LLC	S.W.A.T. Supplies	Sheriff	General Fund	4/24/2023	24,325.00
P.F. Pettibone & Co.	S.W.A.T. Supplies	Sheriff	General Fund	4/24/2023	840.80
Fifth Third Bank	Bomb Squad Supplies	Sheriff	General Fund	4/24/2023	666.82
Fifth Third Bank	Bomb Squad Supplies	Sheriff	General Fund	4/24/2023	1,019.90
Ray O'Herron Co., Inc.	Uniform Supplies	Sheriff	General Fund	4/10/2023	322.53
Ray O'Herron Co., Inc.	Uniform Supplies	Sheriff	General Fund	4/24/2023	862.49
Ray O'Herron Co., Inc.	Uniform Supplies	Sheriff	General Fund	4/24/2023	152.99
Fifth Third Bank	Uniform Supplies	Sheriff	General Fund	4/24/2023	27.40
Kiesler Police Supply, Inc.	Weapons and Ammunition	Sheriff	General Fund	4/10/2023	12,357.25
Al Warren Oil Company, Inc.	Fuel- Vehicles	Sheriff	General Fund	4/24/2023	6,839.74
Reditus Laboratories LLC	Medical/Dental/Hospital Services	Sheriff	General Fund	4/10/2023	140.00
Reditus Laboratories LLC	Medical/Dental/Hospital Services	Sheriff	General Fund	4/10/2023	140.00
Stericycle, Inc.	Medical/Dental/Hospital Services	Sheriff	General Fund	4/24/2023	175.00
Waste Management of Illinois - West	Disposal and Water Softener Srvs	Sheriff	General Fund	4/10/2023	778.50
Waste Management of Illinois - West	Disposal and Water Softener Srvs	Sheriff	General Fund	4/24/2023	1,008.50
Accurate Document Destruction Inc (GROOT)	Disposal and Water Softener Srvs	Sheriff	General Fund	4/24/2023	324.00
Fifth Third Bank	Employee Training	Sheriff	General Fund	4/24/2023	1,200.00

Fifth Third Bank	Employee Training	Sheriff	General Fund	4/24/2023	145.25
North East Multi-Regional Training Inc	Employee Training	Sheriff	General Fund	4/24/2023	255.00
Petty Cash-Sheriff	Employee Training	Sheriff	General Fund	4/24/2023	84.00
Petty Cash-Sheriff	Employee Training	Sheriff	General Fund	4/24/2023	84.00
Petty Cash-Sheriff	Employee Training	Sheriff	General Fund	4/24/2023	230.00
University of Illinois (U of I)	Employee Training	Sheriff	General Fund	4/24/2023	4,284.00
Fifth Third Bank	Office Supplies	Sheriff	General Fund	4/24/2023	27.76
Cintas Corporation	Operating Supplies	Sheriff	General Fund	4/10/2023	52.12
DoorMaster Garage Door Co., LLC	Operating Supplies	Sheriff	General Fund	4/10/2023	444.00
Insight Public Sector Inc	Operating Supplies	Sheriff	General Fund	4/10/2023	(850.00)
Insight Public Sector Inc	Operating Supplies	Sheriff	General Fund	4/10/2023	26.79
Insight Public Sector Inc	Operating Supplies	Sheriff	General Fund	4/10/2023	954.00
LJ CBG Acq dba CBG Midwest dba American Bldg Servs	Operating Supplies	Sheriff	General Fund	4/10/2023	783.50
Petty Cash-Sheriff	Operating Supplies	Sheriff	General Fund	4/10/2023	300.00
Southern Computer Warehouse (SCW)	Operating Supplies	Sheriff	General Fund	4/10/2023	116.15
Valdes LLC	Operating Supplies	Sheriff	General Fund	4/10/2023	999.25
Valdes LLC	Operating Supplies	Sheriff	General Fund	4/10/2023	999.25
Warehouse Direct, Inc.	Operating Supplies	Sheriff	General Fund	4/10/2023	278.18
Warehouse Direct, Inc.	Operating Supplies	Sheriff	General Fund	4/10/2023	278.18
Warehouse Direct, Inc.	Operating Supplies	Sheriff	General Fund	4/24/2023	278.18
Valdes LLC	Operating Supplies	Sheriff	General Fund	4/24/2023	999.25
Insight Public Sector Inc	Operating Supplies	Sheriff	General Fund	4/24/2023	96.00
Insight Public Sector Inc	Operating Supplies	Sheriff	General Fund	4/24/2023	2,930.88
Fifth Third Bank	Operating Supplies	Sheriff	General Fund	4/24/2023	1,245.22
Fifth Third Bank	Operating Supplies	Sheriff	General Fund	4/24/2023	119.92
Rikki Glowacki	Operating Supplies	Sheriff	General Fund	4/24/2023	600.00
Cintas Corporation	Operating Supplies	Sheriff	General Fund	4/24/2023	52.12
Cintas Corporation	Operating Supplies	Sheriff	General Fund	4/24/2023	52.12
Cummins-Allison Corporation	Operating Supplies	Sheriff	General Fund	4/24/2023	404.00
Rainbow Allen	Operating Supplies	Sheriff	General Fund	4/24/2023	600.00
Ray O'Herron Co., Inc.	Uniform Supplies	Sheriff	General Fund	4/10/2023	353.47
Ray O'Herron Co., Inc.	Uniform Supplies	Sheriff	General Fund	4/24/2023	238.00
Aramark Services, Inc.	Food	Sheriff	General Fund	4/10/2023	14,300.51
Porfirio Roman Ramirez	Food	Sheriff	General Fund	4/10/2023	1,420.00
Porfirio Roman Ramirez	Food	Sheriff	General Fund	4/24/2023	1,600.00
Aramark Services, Inc.	Food	Sheriff	General Fund	4/24/2023	14,370.81
Aramark Services, Inc.	Food	Sheriff	General Fund	4/24/2023	14,693.16
BI, Inc.	Food	Sheriff	General Fund	4/24/2023	6,517.50
Century Springs/Ove Water Services	Food	Sheriff	General Fund	4/24/2023	26.44
Century Springs/Ove Water Services	Food	Sheriff	General Fund	4/24/2023	52.59
Century Springs/Ove Water Services	Food	Sheriff	General Fund	4/24/2023	15.57
Century Springs/Ove Water Services	Food	Sheriff	General Fund	4/24/2023	161.66
Century Springs/Ove Water Services	Food	Sheriff	General Fund	4/24/2023	148.56
Fifth Third Bank	Food	Sheriff	General Fund	4/24/2023	59.96
Petty Cash-Sheriff	Food	Sheriff	General Fund	4/24/2023	15.25
Petty Cash-Sheriff	Food	Sheriff	General Fund	4/24/2023	16.00
Bob Barker Company Inc	Clothing Supplies	Sheriff	General Fund	4/24/2023	1,606.70
Bob Barker Company Inc	Clothing Supplies	Sheriff	General Fund	4/24/2023	139.20
Bob Barker Company Inc	Clothing Supplies	Sheriff	General Fund	4/24/2023	139.20
Bob Barker Company Inc	Clothing Supplies	Sheriff	General Fund	4/24/2023	123.80
Aramark Services, Inc.	Public Health Commodities - Coronavirus	Sheriff	General Fund	4/10/2023	17.82
Aramark Services, Inc.	Public Health Commodities - Coronavirus	Sheriff	General Fund	4/24/2023	49.14
Aramark Services, Inc.	Public Health Commodities - Coronavirus	Sheriff	General Fund	4/24/2023	57.60
2nd Wind Exer Equip Inc dba Johnson Fitness & Well	Repairs and Maint- Equipment	Sheriff	General Fund	4/10/2023	36,101.12
North East Multi-Regional Training Inc	Employee Training	Sheriff	General Fund	4/24/2023	175.00
University of Illinois (U of I)	Employee Training	Sheriff	General Fund	4/24/2023	10,710.00

Ray O'Herron Co., Inc.	Operating Supplies	Sheriff	General Fund	4/10/2023	7,228.00
Century Springs/Ove Water Services	Operating Supplies	Sheriff	General Fund	4/24/2023	33.72
Century Springs/Ove Water Services	Operating Supplies	Sheriff	General Fund	4/24/2023	2.99
Ray O'Herron Co., Inc.	Uniform Supplies	Sheriff	General Fund	4/10/2023	175.54
Ray O'Herron Co., Inc.	Uniform Supplies	Sheriff	General Fund	4/10/2023	59.31
Ray O'Herron Co., Inc.	Uniform Supplies	Sheriff	General Fund	4/10/2023	164.86
PETER J BURGERT	Employee Mileage Expense	Merit Commission	General Fund	4/10/2023	288.20
Resource Management Associates	Entrance/Promotional Testing	Merit Commission	General Fund	4/24/2023	1,764.00
Image-Pro Services & Supplies Inc	Office Supplies	Merit Commission	General Fund	4/24/2023	855.17
Fifth Third Bank	Conferences and Meetings	Court Services	General Fund	4/24/2023	2,198.00
Fifth Third Bank	Conferences and Meetings	Court Services	General Fund	4/24/2023	75.00
IL Probation & Court Services Association (IPCSA)	Conferences and Meetings	Court Services	General Fund	4/24/2023	145.00
Thomson Reuters GRC Inc. (West Government)	Books and Subscriptions	Court Services	General Fund	4/24/2023	142.50
Fifth Third Bank	Fuel- Vehicles	Court Services	General Fund	4/24/2023	48.16
Peterson Cleaning, Inc. (PCI Services, Inc.)	Janitorial Services	Court Services	General Fund	4/10/2023	284.25
Peterson Cleaning, Inc. (PCI Services, Inc.)	Janitorial Services	Court Services	General Fund	4/24/2023	302.75
Peterson Cleaning, Inc. (PCI Services, Inc.)	Janitorial Services	Court Services	General Fund	4/24/2023	364.00
Peterson Cleaning, Inc. (PCI Services, Inc.)	Janitorial Services	Court Services	General Fund	4/24/2023	345.50
Impact Networking, LLC	Repairs and Maint- Copiers	Court Services	General Fund	4/10/2023	175.00
Motorola Solutions Inc	Repairs and Maint- Comm Equip	Court Services	General Fund	4/24/2023	285.00
105 Grove LLC	Building Space Rental	Court Services	General Fund	4/10/2023	2,779.62
Chad's Towing & Recovery, Inc.	Repairs and Maint- Vehicles	Court Services	General Fund	4/10/2023	109.00
SC Auto Inc DBA Midas Auto Service	Repairs and Maint- Vehicles	Court Services	General Fund	4/10/2023	2,110.84
SC Auto Inc DBA Midas Auto Service	Repairs and Maint- Vehicles	Court Services	General Fund	4/24/2023	78.58
SC Auto Inc DBA Midas Auto Service	Repairs and Maint- Vehicles	Court Services	General Fund	4/24/2023	378.08
SC Auto Inc DBA Midas Auto Service	Repairs and Maint- Vehicles	Court Services	General Fund	4/24/2023	684.10
Fifth Third Bank	Repairs and Maint- Vehicles	Court Services	General Fund	4/24/2023	16.22
Fifth Third Bank	Conferences and Meetings	Court Services	General Fund	4/24/2023	2,134.00
Fifth Third Bank	Conferences and Meetings	Court Services	General Fund	4/24/2023	337.29
IL Probation & Court Services Association (IPCSA)	Conferences and Meetings	Court Services	General Fund	4/24/2023	2,900.00
Sean P. Kennedy	Employee Training	Court Services	General Fund	4/10/2023	123.87
Fifth Third Bank	Employee Training	Court Services	General Fund	4/24/2023	927.96
Sandra Portillo	Employee Mileage Expense	Court Services	General Fund	4/24/2023	6.56
Sandra Portillo	Employee Mileage Expense	Court Services	General Fund	4/24/2023	6.56
Century Springs/Ove Water Services	Miscellaneous Contractual Exp	Court Services	General Fund	4/10/2023	135.69
Century Springs/Ove Water Services	Miscellaneous Contractual Exp	Court Services	General Fund	4/10/2023	43.60
Warehouse Direct, Inc.	Office Supplies	Court Services	General Fund	4/10/2023	41.96
Fifth Third Bank	Office Supplies	Court Services	General Fund	4/24/2023	41.57
Warehouse Direct, Inc.	Operating Supplies	Court Services	General Fund	4/10/2023	45.40
Fifth Third Bank	Operating Supplies	Court Services	General Fund	4/24/2023	227.88
The Tree House Inc	Computer Related Supplies	Court Services	General Fund	4/10/2023	644.70
Thomson Reuters GRC Inc. (West Government)	Books and Subscriptions	Court Services	General Fund	4/24/2023	142.50
WEX BANK	Fuel- Vehicles	Court Services	General Fund	4/24/2023	672.63
Nancy Bagley	Psychological/Psychiatric Srvs	Court Services	General Fund	4/10/2023	500.00
Ecker Center for Mental Health	Psychological/Psychiatric Srvs	Court Services	General Fund	4/24/2023	2,500.00
Association for Individual Development (AID)	Psychological/Psychiatric Srvs	Court Services	General Fund	4/24/2023	1,836.67
Redwood Toxicology Inc.	Lab Services	Court Services	General Fund	4/10/2023	1,078.55
IL Probation & Court Services Association (IPCSA)	Conferences and Meetings	Court Services	General Fund	4/24/2023	290.00
Thomson Reuters GRC Inc. (West Government)	Books and Subscriptions	Court Services	General Fund	4/24/2023	142.50
Fifth Third Bank	Drug Court Graduation Supplies	Court Services	General Fund	4/24/2023	50.00
Fifth Third Bank	Incentives	Court Services	General Fund	4/24/2023	238.76
Fifth Third Bank	Peer Group Activities Supplies	Court Services	General Fund	4/24/2023	144.97
Julissa Gonzalez	Miscellaneous Supplies	Court Services	General Fund	4/10/2023	24.99
Julissa Gonzalez	Miscellaneous Supplies	Court Services	General Fund	4/10/2023	28.79
Fifth Third Bank	Miscellaneous Supplies	Court Services	General Fund	4/24/2023	198.16
Fifth Third Bank	Miscellaneous Supplies	Court Services	General Fund	4/24/2023	5.36

Peterson Cleaning, Inc. (PCI Services, Inc.)	Janitorial Services	Court Services	General Fund	4/10/2023	498.50
Peterson Cleaning, Inc. (PCI Services, Inc.)	Janitorial Services	Court Services	General Fund	4/24/2023	546.50
Peterson Cleaning, Inc. (PCI Services, Inc.)	Janitorial Services	Court Services	General Fund	4/24/2023	611.25
Peterson Cleaning, Inc. (PCI Services, Inc.)	Janitorial Services	Court Services	General Fund	4/24/2023	592.00
Waste Management of Illinois - West	Repairs and Maint- Buildings	Court Services	General Fund	4/24/2023	149.00
Toshiba America Business Solutions Inc	Repairs and Maint- Copiers	Court Services	General Fund	4/24/2023	11.03
105 Grove LLC	Building Space Rental	Court Services	General Fund	4/10/2023	2,779.62
Fifth Third Bank	Repairs and Maint- Vehicles	Court Services	General Fund	4/24/2023	16.23
Fifth Third Bank	Conferences and Meetings	Court Services	General Fund	4/24/2023	1,067.00
IL Probation & Court Services Association (IPCSA)	Conferences and Meetings	Court Services	General Fund	4/24/2023	290.00
Century Springs/Ove Water Services	Miscellaneous Contractual Exp	Court Services	General Fund	4/10/2023	35.02
Warehouse Direct, Inc.	Office Supplies	Court Services	General Fund	4/10/2023	88.39
The Tree House Inc	Computer Related Supplies	Court Services	General Fund	4/10/2023	330.70
Thomson Reuters GRC Inc. (West Government)	Books and Subscriptions	Court Services	General Fund	4/24/2023	142.50
McKesson Medical Surgical	Medical Supplies and Drugs	Court Services	General Fund	4/10/2023	791.63
WEX BANK	Fuel- Vehicles	Court Services	General Fund	4/24/2023	156.22
Family Counseling Services of Aurora	Psychological/Psychiatric Srvs	Court Services	General Fund	4/24/2023	4,283.34
Advanced Correctional Healthcare, Inc.	Medical/Dental/Hospital Services	Court Services	General Fund	4/24/2023	36,432.78
Symphony Diagnostic Svcs No. 1 dba MobilexUSA	Medical/Dental/Hospital Services	Court Services	General Fund	4/24/2023	217.00
Bob Barker Company Inc	Juvenile Board and Care	Court Services	General Fund	4/10/2023	1,625.55
Bob Barker Company Inc	Juvenile Board and Care	Court Services	General Fund	4/10/2023	193.60
Bob Barker Company Inc	Juvenile Board and Care	Court Services	General Fund	4/24/2023	168.00
Redwood Toxicology Inc.	Lab Services	Court Services	General Fund	4/10/2023	15.05
Ascher Brothers Co., Inc.	Repairs and Maint- Buildings	Court Services	General Fund	4/10/2023	967.00
Ascher Brothers Co., Inc.	Repairs and Maint- Buildings	Court Services	General Fund	4/10/2023	1,238.00
Securitas Electronic Security Inc	Repairs and Maint- Comm Equip	Court Services	General Fund	4/24/2023	8,463.99
RR Brink Locking Systems Inc	Repairs and Maint- Equipment	Court Services	General Fund	4/24/2023	467.00
Fifth Third Bank	Employment Advertising	Court Services	General Fund	4/24/2023	1,157.71
IL Probation & Court Services Association (IPCSA)	Conferences and Meetings	Court Services	General Fund	4/24/2023	1,740.00
Century Springs/Ove Water Services	Miscellaneous Contractual Exp	Court Services	General Fund	4/24/2023	125.81
Fifth Third Bank	Miscellaneous Contractual Exp	Court Services	General Fund	4/24/2023	50.00
Warehouse Direct, Inc.	Office Supplies	Court Services	General Fund	4/10/2023	100.27
Warehouse Direct, Inc.	Office Supplies	Court Services	General Fund	4/10/2023	135.20
Warehouse Direct, Inc.	Office Supplies	Court Services	General Fund	4/24/2023	87.22
Fifth Third Bank	Office Supplies	Court Services	General Fund	4/24/2023	199.49
Bob Barker Company Inc	Operating Supplies	Court Services	General Fund	4/10/2023	580.80
Fifth Third Bank	Operating Supplies	Court Services	General Fund	4/24/2023	532.15
Sams Club Direct	Operating Supplies	Court Services	General Fund	4/24/2023	74.56
Sysco Food Services Chicago	Operating Supplies	Court Services	General Fund	4/24/2023	252.73
Thomson Reuters GRC Inc. (West Government)	Books and Subscriptions	Court Services	General Fund	4/24/2023	142.50
Aramark Services, Inc.	Food	Court Services	General Fund	4/24/2023	1,890.00
Aramark Services, Inc.	Food	Court Services	General Fund	4/24/2023	1,890.00
Aramark Services, Inc.	Food	Court Services	General Fund	4/24/2023	1,890.00
Fifth Third Bank	Food	Court Services	General Fund	4/24/2023	11.99
Sams Club Direct	Food	Court Services	General Fund	4/24/2023	176.07
Sysco Food Services Chicago	Food	Court Services	General Fund	4/24/2023	1,362.30
Sysco Food Services Chicago	Food	Court Services	General Fund	4/24/2023	44.87
Sysco Food Services Chicago	Food	Court Services	General Fund	4/24/2023	126.78
Sysco Food Services Chicago	Food	Court Services	General Fund	4/24/2023	(63.13)
Sysco Food Services Chicago	Food	Court Services	General Fund	4/24/2023	101.69
Green Tree Pharmacy	Medical Supplies and Drugs	Court Services	General Fund	4/24/2023	931.35
McKesson Medical Surgical	Medical Supplies and Drugs	Court Services	General Fund	4/24/2023	62.44
Fifth Third Bank	Subscription Databases	Court Services	General Fund	4/24/2023	19.99
WEX BANK	Fuel- Vehicles	Court Services	General Fund	4/24/2023	302.12
Nancy S Duarte	Contractual/Consulting Services	Court Services	General Fund	4/10/2023	500.00
Fifth Third Bank	Computer Related Supplies	Court Services	General Fund	4/24/2023	126.89

Accurate Document Destruction Inc (GROOT)	Destruction of Records Services	Court Services	General Fund	4/24/2023	189.30
Toshiba America Business Solutions Inc	Repairs and Maint- Copiers	Court Services	General Fund	4/10/2023	33.53
Fifth Third Bank	Employee Training	Court Services	General Fund	4/24/2023	100.00
Warehouse Direct, Inc.	Office Supplies	Court Services	General Fund	4/24/2023	230.63
Warehouse Direct, Inc.	Office Supplies	Court Services	General Fund	4/24/2023	25.83
Fifth Third Bank	Books and Subscriptions	Court Services	General Fund	4/24/2023	24.99
Thomson Reuters GRC Inc. (West Government)	Books and Subscriptions	Court Services	General Fund	4/24/2023	142.50
Psychological Assessment Resources Inc (PAR, Inc.)	Testing Materials	Court Services	General Fund	4/10/2023	209.44
Redwood Toxicology Inc.	Lab Services	Court Services	General Fund	4/10/2023	168.05
Fifth Third Bank	Conferences and Meetings	Court Services	General Fund	4/24/2023	127.11
Thomson Reuters GRC Inc. (West Government)	Books and Subscriptions	Court Services	General Fund	4/24/2023	142.50
Fifth Third Bank	Peer Group Activities Supplies	Court Services	General Fund	4/24/2023	27.88
Mitra B. Kalelkar	Autopsies/Consulting	Coroner	General Fund	4/10/2023	16,500.00
Central DuPage Hospital Association DBA HealthLab	Toxicology Expense	Coroner	General Fund	4/24/2023	504.00
NMS Labs	Toxicology Expense	Coroner	General Fund	4/24/2023	9,561.00
Fifth Third Bank	Repairs and Maint- Vehicles	Coroner	General Fund	4/24/2023	154.40
Advance Stores Company, Inc. (Advance Auto Parts)	Repairs and Maint- Equipment	Emergency Management Services	General Fund	4/10/2023	13.95
Fifth Third Bank	Repairs and Maint- Equipment	Emergency Management Services	General Fund	4/24/2023	65.55
Menards, Inc.	Repairs and Maint- Equipment	Emergency Management Services	General Fund	4/24/2023	9.99
Advance Stores Company, Inc. (Advance Auto Parts)	Repairs and Maint- Vehicles	Emergency Management Services	General Fund	4/10/2023	40.18
Fifth Third Bank	Repairs and Maint- Vehicles	Emergency Management Services	General Fund	4/24/2023	272.65
Fifth Third Bank	Employee Training	Emergency Management Services	General Fund	4/24/2023	159.33
Toshiba America Business Solutions Inc	Miscellaneous Contractual Exp	Emergency Management Services	General Fund	4/10/2023	310.27
Quill Corporation	Office Supplies	Emergency Management Services	General Fund	4/10/2023	163.88
Quill Corporation	Office Supplies	Emergency Management Services	General Fund	4/24/2023	73.99
Quill Corporation	Office Supplies	Emergency Management Services	General Fund	4/24/2023	246.95
Quill Corporation	Office Supplies	Emergency Management Services	General Fund	4/24/2023	65.60
Fifth Third Bank	Operating Supplies	Emergency Management Services	General Fund	4/24/2023	88.65
Physicians Immediate Care North Chicago, LLC	Operating Supplies	Emergency Management Services	General Fund	4/24/2023	99.00
Advance Stores Company, Inc. (Advance Auto Parts)	Communication Equip - Non-Capital	Emergency Management Services	General Fund	4/24/2023	294.78
Menards, Inc.	Communication Equip - Non-Capital	Emergency Management Services	General Fund	4/24/2023	52.80
Fifth Third Bank	Conferences and Meetings	Environmental Management	General Fund	4/24/2023	20.00
Fifth Third Bank	General Association Dues	Environmental Management	General Fund	4/24/2023	25.00
WEX BANK	Fuel- Vehicles	Environmental Management	General Fund	4/24/2023	79.76
William Brown	Building and Inspection Permits	Development	General Fund	4/24/2023	350.25
Impact Networking, LLC	Repairs and Maint- Copiers	Development	General Fund	4/10/2023	76.76
Geneva Car Wash & Mini Mart	Repairs and Maint- Vehicles	Development	General Fund	4/10/2023	125.00
Rons Automotive Services Inc	Repairs and Maint- Vehicles	Development	General Fund	4/10/2023	101.33
Via Carlita LLC dba Hawk Ford of St. Charles	Repairs and Maint- Vehicles	Development	General Fund	4/10/2023	63.69
Paddock Publications (Daily Herald)	Legal Printing	Development	General Fund	4/10/2023	96.60
Karen Ann Miller	Conferences and Meetings	Development	General Fund	4/10/2023	297.11
Julia Thavong	Conferences and Meetings	Development	General Fund	4/24/2023	178.69
Fifth Third Bank	Conferences and Meetings	Development	General Fund	4/24/2023	114.23
Warehouse Direct, Inc.	Office Supplies	Development	General Fund	4/10/2023	97.03
Warehouse Direct, Inc.	Office Supplies	Development	General Fund	4/10/2023	142.99
Warehouse Direct, Inc.	Office Supplies	Development	General Fund	4/24/2023	16.77
Warehouse Direct, Inc.	Office Supplies	Development	General Fund	4/24/2023	91.00
Fifth Third Bank	Office Supplies	Development	General Fund	4/24/2023	66.44
Century Springs/Ove Water Services	Operating Supplies	Development	General Fund	4/10/2023	2.99
Planet Depos, LLC	Operating Supplies	Development	General Fund	4/10/2023	1,216.95
Century Springs/Ove Water Services	Operating Supplies	Development	General Fund	4/24/2023	29.54
Fifth Third Bank	Operating Supplies	Development	General Fund	4/24/2023	100.99
WEX BANK	Fuel- Vehicles	Development	General Fund	4/24/2023	855.44
Camic, Johnson, Ltd	Contractual/Consulting Services	Development	General Fund	4/24/2023	400.00
Pitney Bowes Presort Services LLC	Postage	Other- Countywide Expenses	General Fund	4/10/2023	461.71
Pitney Bowes Presort Services LLC	Postage	Other- Countywide Expenses	General Fund	4/10/2023	33.26

Pitney Bowes Presort Services LLC	Postage	Other- Countywide Expenses	General Fund	4/10/2023	23.13
Pitney Bowes Presort Services LLC	Postage	Other- Countywide Expenses	General Fund	4/10/2023	23.54
Pitney Bowes Presort Services LLC	Postage	Other- Countywide Expenses	General Fund	4/10/2023	14.58
Pitney Bowes, Inc.	Postage	Other- Countywide Expenses	General Fund	4/10/2023	447.24
Pitney Bowes, Inc.	Postage	Other- Countywide Expenses	General Fund	4/10/2023	567.48
Pitney Bowes, Inc.	Postage	Other- Countywide Expenses	General Fund	4/10/2023	246.53
FedEx	Postage	Other- Countywide Expenses	General Fund	4/10/2023	162.20
FedEx	Postage	Other- Countywide Expenses	General Fund	4/10/2023	365.54
FedEx	Postage	Other- Countywide Expenses	General Fund	4/24/2023	19.91
FedEx	Postage	Other- Countywide Expenses	General Fund	4/24/2023	18.97
FedEx	Postage	Other- Countywide Expenses	General Fund	4/24/2023	530.30
FedEx	Postage	Other- Countywide Expenses	General Fund	4/24/2023	286.06
FedEx	Postage	Other- Countywide Expenses	General Fund	4/24/2023	166.02
FedEx	Postage	Other- Countywide Expenses	General Fund	4/24/2023	293.36
FedEx	Postage	Other- Countywide Expenses	General Fund	4/24/2023	26.82
Fifth Third Bank	Postage	Other- Countywide Expenses	General Fund	4/24/2023	1,480.00
Pitney Bowes Presort Services LLC	Postage	Other- Countywide Expenses	General Fund	4/24/2023	43.70
Fifth Third Bank	Public Health Services - Coronavirus	Other- Countywide Expenses	General Fund	4/24/2023	1,155.40
Hodges-Mace LLC	Software Licensing Cost	Other- Countywide Expenses	General Fund	4/10/2023	11,156.85
Insight Public Sector Inc	Software Licensing Cost	Other- Countywide Expenses	General Fund	4/10/2023	18,603.56
Hodges-Mace LLC	Software Licensing Cost	Other- Countywide Expenses	General Fund	4/24/2023	7,655.70
Fifth Third Bank	Software Licensing Cost	Other- Countywide Expenses	General Fund	4/24/2023	25,292.80
AT&T	Telephone	Other- Countywide Expenses	General Fund	4/10/2023	4,309.42
AT&T	Telephone	Other- Countywide Expenses	General Fund	4/10/2023	404.56
AT&T	Telephone	Other- Countywide Expenses	General Fund	4/10/2023	309.46
Fifth Third Bank	Telephone	Other- Countywide Expenses	General Fund	4/24/2023	57.45
PTS Communications, Inc.	Telephone	Other- Countywide Expenses	General Fund	4/24/2023	103.00
AT&T Mobility	Cellular Phone	Other- Countywide Expenses	General Fund	4/24/2023	72.48
Spok, Inc. (USA Mobility Wireless Inc)	Cellular Phone	Other- Countywide Expenses	General Fund	4/24/2023	478.46
Spok, Inc. (USA Mobility Wireless Inc)	Cellular Phone	Other- Countywide Expenses	General Fund	4/24/2023	11.44
T-Mobile USA, Inc.	Cellular Phone	Other- Countywide Expenses	General Fund	4/24/2023	47.20
Eric C Gwillim	Internet	Other- Countywide Expenses	General Fund	4/10/2023	89.95
Christopher R. Hemesath	Internet	Other- Countywide Expenses	General Fund	4/10/2023	69.95
Darin P. Earl	Internet	Other- Countywide Expenses	General Fund	4/10/2023	99.99
Robert Enright	Internet	Other- Countywide Expenses	General Fund	4/10/2023	62.00
Robert Enright	Internet	Other- Countywide Expenses	General Fund	4/24/2023	62.00
Gary Erickson	Internet	Other- Countywide Expenses	General Fund	4/24/2023	79.99
Fifth Third Bank	Internet	Other- Countywide Expenses	General Fund	4/24/2023	395.01
Fifth Third Bank	Internet	Other- Countywide Expenses	General Fund	4/24/2023	110.57
Fifth Third Bank	Internet	Other- Countywide Expenses	General Fund	4/24/2023	3,366.72
Christopher R. Hemesath	Internet	Other- Countywide Expenses	General Fund	4/24/2023	69.95
Kurt D. Lebo	Internet	Other- Countywide Expenses	General Fund	4/24/2023	63.75
Corey Malis	Internet	Other- Countywide Expenses	General Fund	4/24/2023	50.00
Scott Novack	Internet	Other- Countywide Expenses	General Fund	4/24/2023	62.86
Blair Peters	Internet	Other- Countywide Expenses	General Fund	4/24/2023	159.90
Jill Allen Reed	Internet	Other- Countywide Expenses	General Fund	4/24/2023	33.70
Brooke Roff	Internet	Other- Countywide Expenses	General Fund	4/24/2023	89.95
Adam Tedder	Internet	Other- Countywide Expenses	General Fund	4/24/2023	238.00
Lindsey Brusky	Internet	Other- Countywide Expenses	General Fund	4/24/2023	112.00
Andrew Dohr	Internet	Other- Countywide Expenses	General Fund	4/24/2023	50.00
Fifth Third Bank	Miscellaneous Supplies	Other- Countywide Expenses	General Fund	4/24/2023	79.15
CCMSI	Project Administration Services	Human Resource Management	Insurance Liability	4/24/2023	17,030.00
FinishMaster Inc	Liability Insurance	Human Resource Management	Insurance Liability	4/10/2023	135.11
Fox Valley Buick-GMC Inc	Liability Insurance	Human Resource Management	Insurance Liability	4/10/2023	2,399.50
Fox Valley Buick-GMC Inc	Liability Insurance	Human Resource Management	Insurance Liability	4/10/2023	(75.00)
H&H Electric Co.	Liability Insurance	Human Resource Management	Insurance Liability	4/10/2023	4,171.83

H&H Electric Co.	Liability Insurance	Human Resource Management	Insurance Liability	4/10/2023	3,710.42
H&H Electric Co.	Liability Insurance	Human Resource Management	Insurance Liability	4/10/2023	7,424.56
H&H Electric Co.	Liability Insurance	Human Resource Management	Insurance Liability	4/10/2023	4,963.02
H&H Electric Co.	Liability Insurance	Human Resource Management	Insurance Liability	4/10/2023	3,288.57
West Bend Mutual Insurance Company	Liability Insurance	Human Resource Management	Insurance Liability	4/10/2023	20.00
West Bend Mutual Insurance Company	Liability Insurance	Human Resource Management	Insurance Liability	4/10/2023	20.00
West Bend Mutual Insurance Company	Liability Insurance	Human Resource Management	Insurance Liability	4/10/2023	20.00
West Bend Mutual Insurance Company	Liability Insurance	Human Resource Management	Insurance Liability	4/10/2023	20.00
West Bend Mutual Insurance Company	Liability Insurance	Human Resource Management	Insurance Liability	4/10/2023	20.00
West Bend Mutual Insurance Company	Liability Insurance	Human Resource Management	Insurance Liability	4/10/2023	20.00
West Bend Mutual Insurance Company	Liability Insurance	Human Resource Management	Insurance Liability	4/10/2023	20.00
West Bend Mutual Insurance Company	Liability Insurance	Human Resource Management	Insurance Liability	4/10/2023	20.00
West Bend Mutual Insurance Company	Liability Insurance	Human Resource Management	Insurance Liability	4/10/2023	20.00
West Bend Mutual Insurance Company	Liability Insurance	Human Resource Management	Insurance Liability	4/24/2023	20.00
West Bend Mutual Insurance Company	Liability Insurance	Human Resource Management	Insurance Liability	4/24/2023	20.00
West Bend Mutual Insurance Company	Liability Insurance	Human Resource Management	Insurance Liability	4/24/2023	20.00
West Bend Mutual Insurance Company	Liability Insurance	Human Resource Management	Insurance Liability	4/24/2023	20.00
West Bend Mutual Insurance Company	Liability Insurance	Human Resource Management	Insurance Liability	4/24/2023	20.00
West Bend Mutual Insurance Company	Liability Insurance	Human Resource Management	Insurance Liability	4/24/2023	20.00
West Bend Mutual Insurance Company	Liability Insurance	Human Resource Management	Insurance Liability	4/24/2023	20.00
Fox Valley Glass, Inc.	Liability Insurance	Human Resource Management	Insurance Liability	4/24/2023	580.00
CCMSI	Liability Insurance	Human Resource Management	Insurance Liability	4/24/2023	10,209.48
Fifth Third Bank	Liability Insurance	Human Resource Management	Insurance Liability	4/24/2023	490.00
CCMSI	Workers Compensation	Human Resource Management	Insurance Liability	4/10/2023	25,100.70
CCMSI	Workers Compensation	Human Resource Management	Insurance Liability	4/24/2023	98,166.46
Matthew J Goncher	Workers Compensation	Human Resource Management	Insurance Liability	4/24/2023	927.24
Acisure LLC dba Presidio (Wine Sergi)	Workers Compensation	Human Resource Management	Insurance Liability	4/24/2023	16,420.00
Franco & Moroney LLC dba Franco Moroney Buenik LLC	Legal Services	State's Attorney	Insurance Liability	4/24/2023	1,591.00
Chronicle Media, LLC	Legal Trial Notices	State's Attorney	Insurance Liability	4/10/2023	60.00
Chronicle Media, LLC	Legal Trial Notices	State's Attorney	Insurance Liability	4/24/2023	180.00
Chronicle Media, LLC	Legal Trial Notices	State's Attorney	Insurance Liability	4/24/2023	90.00
Toshiba America Business Solutions Inc	Repairs and Maint- Copiers	State's Attorney	Insurance Liability	4/10/2023	82.56
Century Springs/Ove Water Services	Office Supplies	State's Attorney	Insurance Liability	4/24/2023	26.44
Certified Illinois Assessing Officers (CIAO)	General Association Dues	Information Technologies	Geographic Information Systems	4/24/2023	50.00
Certified Illinois Assessing Officers (CIAO)	General Association Dues	Information Technologies	Geographic Information Systems	4/24/2023	50.00
Certified Illinois Assessing Officers (CIAO)	General Association Dues	Information Technologies	Geographic Information Systems	4/24/2023	50.00
Certified Illinois Assessing Officers (CIAO)	General Association Dues	Information Technologies	Geographic Information Systems	4/24/2023	50.00
Century Springs/Ove Water Services	Office Supplies	Information Technologies	Geographic Information Systems	4/24/2023	13.57
Fifth Third Bank	Computer Related Supplies	Information Technologies	Geographic Information Systems	4/24/2023	234.72
Fifth Third Bank	Computer Hardware- Non Capital	Information Technologies	Geographic Information Systems	4/24/2023	85.48
Faith A Cavender	Payroll Taxes Receivable		FICA/Social Security	4/10/2023	8.20
Surita Harris	Payroll Taxes Receivable		FICA/Social Security	4/10/2023	3.25
Conservation Foundation	External Grants	County Board	Grand Victoria Casino Elgin	4/10/2023	8,364.70
Making Kane County Fit For Kids	External Grants	County Board	Grand Victoria Casino Elgin	4/10/2023	2,838.57
Marie Wilkinson Food Pantry	External Grants	County Board	Grand Victoria Casino Elgin	4/24/2023	11,389.73
Veterans Smile Program	External Grants	County Board	Grand Victoria Casino Elgin	4/24/2023	2,570.00
Defin.Net Solutions Inc	Contractual/Consulting Services	Other- Countywide Expenses	Public Safety Sales Tax	4/10/2023	11,000.00
City of West Chicago	Communications Equipment	Other- Countywide Expenses	Public Safety Sales Tax	4/10/2023	2,023.20
USIC Locating Services LLC	Communications Equipment	Other- Countywide Expenses	Public Safety Sales Tax	4/24/2023	972.81
Defin.Net Solutions Inc	Contractual/Consulting Services	Other- Countywide Expenses	Judicial Technology Sales Tax	4/10/2023	9,000.00
Tyler Technologies, Inc. (New World)	Software Licensing Cost	Other- Countywide Expenses	Judicial Technology Sales Tax	4/24/2023	12,000.00
Lindsey Brusky	Conferences and Meetings	Other- Countywide Expenses	Judicial Technology Sales Tax	4/10/2023	516.80
Fifth Third Bank	Conferences and Meetings	Other- Countywide Expenses	Judicial Technology Sales Tax	4/24/2023	477.80
Fifth Third Bank	Conferences and Meetings	Other- Countywide Expenses	Judicial Technology Sales Tax	4/24/2023	4,107.95
Morrow Brothers Ford, Inc.	Automotive Equipment	Sheriff	Sheriff's Vehicle & Equipment	4/10/2023	59,055.00
Morrow Brothers Ford, Inc.	Automotive Equipment	Sheriff	Sheriff's Vehicle & Equipment	4/10/2023	55,605.00
Morrow Brothers Ford, Inc.	Automotive Equipment	Sheriff	Sheriff's Vehicle & Equipment	4/10/2023	55,605.00
Fifth Third Bank	Automotive Equipment	Sheriff	Sheriff's Vehicle & Equipment	4/24/2023	2,145.00

Land-Code LLC	Contractual/Consulting Services	Recorder	Recorder's Automation	4/10/2023	4,500.00
Land-Code LLC	Contractual/Consulting Services	Recorder	Recorder's Automation	4/24/2023	28,000.00
Gordon Flesch Company Inc	Repairs and Maint- Copiers	Recorder	Recorder's Automation	4/24/2023	19.84
Imaging Essentials, Inc dba Clifford Wald & Co	Repairs and Maint- Copiers	Recorder	Recorder's Automation	4/24/2023	2,156.00
HOV Services Inc dba an Exela Technologies Co	Operating Supplies	Recorder	Recorder's Automation	4/10/2023	366.13
Land-Code LLC	Computer Related Supplies	Recorder	Recorder's Automation	4/10/2023	1,334.55
Kane County Bar Foundation, Inc.	Contractual/Consulting Services	Judiciary and Courts	Children's Waiting Room	4/24/2023	11,314.17
Southern Computer Warehouse (SCW)	Repairs and Maint- Equipment	Circuit Clerk	Court Automation	4/10/2023	116.15
Fifth Third Bank	Repairs and Maint- Equipment	Circuit Clerk	Court Automation	4/24/2023	186.28
Deb Chan	Conferences and Meetings	Circuit Clerk	Court Automation	4/24/2023	913.80
SARAH SCHILKE	Conferences and Meetings	Circuit Clerk	Court Automation	4/24/2023	846.59
Deb Chan	Employee Mileage Expense	Circuit Clerk	Court Automation	4/24/2023	81.48
SARAH SCHILKE	Employee Mileage Expense	Circuit Clerk	Court Automation	4/24/2023	78.60
Graceland College dba Skillpath Seminars	Conferences and Meetings	Circuit Clerk	Circuit Clerk Admin Services	4/24/2023	549.00
Expert Lock & Safe, Inc.	Office Supplies	Circuit Clerk	Circuit Clerk Admin Services	4/24/2023	235.00
Jennifer Campbell	Court Reporter Costs	State's Attorney	Drug Prosecution	4/10/2023	204.00
Mary A Trezzo	Court Reporter Costs	State's Attorney	Drug Prosecution	4/10/2023	6.50
Mary A Trezzo	Court Reporter Costs	State's Attorney	Drug Prosecution	4/24/2023	292.00
Brenda D Gregory	Court Reporter Costs	State's Attorney	Drug Prosecution	4/24/2023	196.00
Martina M. Miranda	Court Reporter Costs	State's Attorney	Drug Prosecution	4/24/2023	140.00
Jennifer Campbell	Court Reporter Costs	State's Attorney	Domestic Violence	4/24/2023	132.00
Brenda D Gregory	Court Reporter Costs	State's Attorney	Child Advocacy Center	4/10/2023	56.00
Kobald Reporting Inc	Court Reporter Costs	State's Attorney	Child Advocacy Center	4/24/2023	28.00
Martina M. Miranda	Court Reporter Costs	State's Attorney	Child Advocacy Center	4/24/2023	13.00
Mary A Trezzo	Court Reporter Costs	State's Attorney	Child Advocacy Center	4/24/2023	45.00
Julie Turner	Counseling Services	State's Attorney	Child Advocacy Center	4/24/2023	124.00
Toshiba America Business Solutions Inc	Repairs and Maint- Copiers	State's Attorney	Child Advocacy Center	4/24/2023	2,800.00
Toshiba America Business Solutions Inc	Repairs and Maint- Copiers	State's Attorney	Child Advocacy Center	4/24/2023	34.55
EDS Auto Repair, Inc.	Repairs and Maint- Vehicles	State's Attorney	Child Advocacy Center	4/24/2023	29.67
Silvia Cruz	Employee Training	State's Attorney	Child Advocacy Center	4/24/2023	219.34
Fifth Third Bank	Employee Training	State's Attorney	Child Advocacy Center	4/24/2023	178.69
Alarm Detection Systems, Inc.	Operating Supplies	State's Attorney	Child Advocacy Center	4/24/2023	1,024.71
Fifth Third Bank	Operating Supplies	State's Attorney	Child Advocacy Center	4/24/2023	41.64
Thomson Reuters GRC Inc. (West Government)	Books and Subscriptions	State's Attorney	Child Advocacy Center	4/24/2023	188.93
Fifth Third Bank	Computer Software- Non Capital	State's Attorney	Child Advocacy Center	4/24/2023	76.25
WEX BANK	Fuel- Vehicles	State's Attorney	Child Advocacy Center	4/24/2023	15.99
Zadilia Miriam De Tellez dba WelInterpret, LLC	Professional Services	Law Library	Child Advocacy Center	4/24/2023	996.74
Zadilia Miriam De Tellez dba WelInterpret, LLC	Professional Services	Law Library	Law Library	4/10/2023	150.00
Zadilia Miriam De Tellez dba WelInterpret, LLC	Professional Services	Law Library	Law Library	4/10/2023	150.00
Zadilia Miriam De Tellez dba WelInterpret, LLC	Professional Services	Law Library	Law Library	4/10/2023	300.00
Toshiba America Business Solutions Inc	Repairs and Maint- Copiers	Law Library	Law Library	4/10/2023	181.21
Fifth Third Bank	Conferences and Meetings	Law Library	Law Library	4/24/2023	795.00
American Library Association (ALA)	General Association Dues	Law Library	Law Library	4/10/2023	225.00
Alphagraphics (#344)	Office Supplies	Law Library	Law Library	4/10/2023	128.67
Fifth Third Bank	Office Supplies	Law Library	Law Library	4/24/2023	137.31
Document Imaging Services LLC	Computer Related Supplies	Law Library	Law Library	4/10/2023	119.00
Lucidea Technologies U.S. Corp.	Computer Related Supplies	Law Library	Law Library	4/10/2023	4,100.00
Today's Business Solutions (TBS)	Computer Related Supplies	Law Library	Law Library	4/10/2023	403.80
Illinois State Bar Association	Books and Subscriptions	Law Library	Law Library	4/10/2023	29.16
Thomson Reuters GRC Inc. (West Government)	Books and Subscriptions	Law Library	Law Library	4/10/2023	3,794.00
Fifth Third Bank	Books and Subscriptions	Law Library	Law Library	4/24/2023	274.12
Century Springs/Ove Water Services	Food	Law Library	Law Library	4/10/2023	10.58
Century Springs/Ove Water Services	Food	Law Library	Law Library	4/10/2023	2.99
Century Springs/Ove Water Services	Food	Law Library	Law Library	4/10/2023	19.16
Toshiba America Business Solutions Inc	Copiers	Law Library	Law Library	4/10/2023	141.35
Fifth Third Bank	Special Purpose Equip - Non-Capital	Sheriff	Sheriff DEF Federal - DOJ	4/24/2023	477.94

Aerial Influence, LLC	Operating Supplies	Sheriff	Cannabis Regulation - Local	4/10/2023	1,400.00
Arrowhead Scientific Inc	Operating Supplies	Sheriff	Cannabis Regulation - Local	4/10/2023	232.89
Fifth Third Bank	Operating Supplies	Sheriff	Cannabis Regulation - Local	4/24/2023	87.98
Fifth Third Bank	Operating Supplies	Sheriff	Cannabis Regulation - Local	4/24/2023	1,285.56
Ray O'Herron Co., Inc.	Operating Supplies	Sheriff	Sheriff DEF Federal - Treasury	4/10/2023	40.78
Fifth Third Bank	Operating Supplies	Sheriff	Sheriff DEF Federal - Treasury	4/24/2023	106.13
Lamar Texas Ltd. Part. dba The Lamar Companies	Operating Supplies	Sheriff	Sheriff DEF Federal - Treasury	4/24/2023	1,550.00
Fifth Third Bank	Contractual/Consulting Services	Kane Comm	Kane Comm	4/24/2023	17.91
Motorola Solutions Inc	Contractual/Consulting Services	Kane Comm	Kane Comm	4/24/2023	1,400.00
Blade Electric & Technologies LLC	Repairs and Maint- Equipment	Kane Comm	Kane Comm	4/24/2023	4,789.00
Fifth Third Bank	General Advertising	Kane Comm	Kane Comm	4/24/2023	463.03
Fifth Third Bank	Conferences and Meetings	Kane Comm	Kane Comm	4/24/2023	3,736.66
Sarah Stoffa	Conferences and Meetings	Kane Comm	Kane Comm	4/24/2023	926.96
Fifth Third Bank	Employee Training	Kane Comm	Kane Comm	4/24/2023	412.00
Sarah Stoffa	Employee Mileage Expense	Kane Comm	Kane Comm	4/24/2023	17.75
Fifth Third Bank	Pre-Employment Physicals	Kane Comm	Kane Comm	4/24/2023	49.00
Century Springs/Ove Water Services	Office Supplies	Kane Comm	Kane Comm	4/24/2023	27.74
Century Springs/Ove Water Services	Office Supplies	Kane Comm	Kane Comm	4/24/2023	2.99
Century Springs/Ove Water Services	Office Supplies	Kane Comm	Kane Comm	4/24/2023	32.03
Fifth Third Bank	Office Supplies	Kane Comm	Kane Comm	4/24/2023	206.21
Sarah Stoffa	Office Supplies	Kane Comm	Kane Comm	4/24/2023	21.35
Southern Computer Warehouse (SCW)	Computer Related Supplies	Kane Comm	Kane Comm	4/24/2023	911.09
Fifth Third Bank	Employee Recognition Supplies	Kane Comm	Kane Comm	4/24/2023	39.14
		Court Services	Probation Services	4/24/2023	73.50
Tools for Life, Ltd	Contractual/Consulting Services	Court Services	Probation Services	4/10/2023	125.00
DUI Depot, LLC	Contractual/Consulting Services	Court Services	Probation Services	4/10/2023	250.00
Language Line Services	Contractual/Consulting Services	Court Services	Probation Services	4/24/2023	2,703.33
Nickerson & Associates P C	Contractual/Consulting Services	Court Services	Probation Services	4/24/2023	16,390.00
About Change Counseling	Contractual/Consulting Services	Court Services	Probation Services	4/24/2023	100.00
About Change Counseling	Contractual/Consulting Services	Court Services	Probation Services	4/24/2023	100.00
Braden Counseling Center, PC	Contractual/Consulting Services	Court Services	Probation Services	4/24/2023	125.00
Braden Counseling Center, PC	Contractual/Consulting Services	Court Services	Probation Services	4/24/2023	160.00
Braden Counseling Center, PC	Contractual/Consulting Services	Court Services	Probation Services	4/24/2023	125.00
Care Clinics Inc	Contractual/Consulting Services	Court Services	Probation Services	4/24/2023	100.00
Lighthouse Recovery, Inc.	Psychological/Psychiatric Srvs	Court Services	Probation Services	4/10/2023	250.00
Family Counseling Services of Aurora	Psychological/Psychiatric Srvs	Court Services	Probation Services	4/10/2023	195.00
Family Counseling Services of Aurora	Psychological/Psychiatric Srvs	Court Services	Probation Services	4/10/2023	120.00
Family Counseling Services of Aurora	Psychological/Psychiatric Srvs	Court Services	Probation Services	4/10/2023	180.00
Family Counseling Services of Aurora	Psychological/Psychiatric Srvs	Court Services	Probation Services	4/10/2023	75.00
Family Counseling Services of Aurora	Psychological/Psychiatric Srvs	Court Services	Probation Services	4/10/2023	75.00
Family Counseling Services of Aurora	Psychological/Psychiatric Srvs	Court Services	Probation Services	4/10/2023	180.00
Family Counseling Services of Aurora	Psychological/Psychiatric Srvs	Court Services	Probation Services	4/10/2023	180.00
Family Counseling Services of Aurora	Psychological/Psychiatric Srvs	Court Services	Probation Services	4/10/2023	180.00
Family Counseling Services of Aurora	Psychological/Psychiatric Srvs	Court Services	Probation Services	4/10/2023	255.00
Family Counseling Services of Aurora	Psychological/Psychiatric Srvs	Court Services	Probation Services	4/10/2023	180.00
Family Counseling Services of Aurora	Psychological/Psychiatric Srvs	Court Services	Probation Services	4/10/2023	240.00
Family Counseling Services of Aurora	Psychological/Psychiatric Srvs	Court Services	Probation Services	4/10/2023	60.00
Family Counseling Services of Aurora	Psychological/Psychiatric Srvs	Court Services	Probation Services	4/10/2023	180.00
Family Counseling Services of Aurora	Psychological/Psychiatric Srvs	Court Services	Probation Services	4/10/2023	180.00
Family Counseling Services of Aurora	Psychological/Psychiatric Srvs	Court Services	Probation Services	4/10/2023	240.00
Family Counseling Services of Aurora	Psychological/Psychiatric Srvs	Court Services	Probation Services	4/10/2023	240.00
Family Counseling Services of Aurora	Psychological/Psychiatric Srvs	Court Services	Probation Services	4/10/2023	180.00
Family Counseling Services of Aurora	Psychological/Psychiatric Srvs	Court Services	Probation Services	4/10/2023	240.00
Mutual Ground, Inc.	Psychological/Psychiatric Srvs	Court Services	Probation Services	4/10/2023	228.00
Mutual Ground, Inc.	Psychological/Psychiatric Srvs	Court Services	Probation Services	4/10/2023	36.88
Mutual Ground, Inc.	Psychological/Psychiatric Srvs	Court Services	Probation Services	4/10/2023	176.00
Mutual Ground, Inc.	Psychological/Psychiatric Srvs	Court Services	Probation Services	4/10/2023	75.00

Braden Counseling Center, PC	Psychological/Psychiatric Srvs	Court Services	Probation Services	4/24/2023	85.00
Braden Counseling Center, PC	Psychological/Psychiatric Srvs	Court Services	Probation Services	4/24/2023	85.00
Care Clinics Inc	Psychological/Psychiatric Srvs	Court Services	Probation Services	4/24/2023	100.00
Care Clinics Inc	Psychological/Psychiatric Srvs	Court Services	Probation Services	4/24/2023	775.00
Care Clinics Inc	Psychological/Psychiatric Srvs	Court Services	Probation Services	4/24/2023	865.00
Care Clinics Inc	Psychological/Psychiatric Srvs	Court Services	Probation Services	4/24/2023	100.00
Community Crisis Center Inc	Psychological/Psychiatric Srvs	Court Services	Probation Services	4/24/2023	105.00
Community Crisis Center Inc	Psychological/Psychiatric Srvs	Court Services	Probation Services	4/24/2023	140.00
Community Crisis Center Inc	Psychological/Psychiatric Srvs	Court Services	Probation Services	4/24/2023	140.00
Community Crisis Center Inc	Psychological/Psychiatric Srvs	Court Services	Probation Services	4/24/2023	35.00
Community Crisis Center Inc	Psychological/Psychiatric Srvs	Court Services	Probation Services	4/24/2023	105.00
Community Crisis Center Inc	Psychological/Psychiatric Srvs	Court Services	Probation Services	4/24/2023	140.00
Community Crisis Center Inc	Psychological/Psychiatric Srvs	Court Services	Probation Services	4/24/2023	100.00
Community Crisis Center Inc	Psychological/Psychiatric Srvs	Court Services	Probation Services	4/24/2023	70.00
Community Crisis Center Inc	Psychological/Psychiatric Srvs	Court Services	Probation Services	4/24/2023	140.00
Community Crisis Center Inc	Psychological/Psychiatric Srvs	Court Services	Probation Services	4/24/2023	70.00
Community Crisis Center Inc	Psychological/Psychiatric Srvs	Court Services	Probation Services	4/24/2023	70.00
Community Crisis Center Inc	Psychological/Psychiatric Srvs	Court Services	Probation Services	4/24/2023	100.00
Community Crisis Center Inc	Psychological/Psychiatric Srvs	Court Services	Probation Services	4/24/2023	105.00
Community Crisis Center Inc	Psychological/Psychiatric Srvs	Court Services	Probation Services	4/24/2023	105.00
Community Crisis Center Inc	Psychological/Psychiatric Srvs	Court Services	Probation Services	4/24/2023	105.00
cFive Solutions Inc.	Software Licensing Cost	Court Services	Probation Services	4/10/2023	16,054.07
Keith Smith	Software Licensing Cost	Court Services	Probation Services	4/24/2023	2,825.00
Eagle Eye Polygraph, LLC	Polygraph Testing	Court Services	Probation Services	4/24/2023	300.00
Fifth Third Bank	Employee Training	Court Services	Probation Services	4/24/2023	1,020.96
Chicago Transit Authority	Incentives	Court Services	Probation Services	4/24/2023	3,100.00
Abel Screening Inc	Testing Materials	Court Services	Probation Services	4/24/2023	79.00
Abel Screening Inc	Testing Materials	Court Services	Probation Services	4/24/2023	79.00
Abel Screening Inc	Testing Materials	Court Services	Probation Services	4/24/2023	79.00
Redwood Toxicology Inc.	Lab Services	Court Services	Substance Abuse Screening	4/10/2023	113.01
Redwood Toxicology Inc.	Lab Services	Court Services	Substance Abuse Screening	4/10/2023	561.35
Redwood Toxicology Inc.	Lab Services	Court Services	Substance Abuse Screening	4/10/2023	1,201.60
Redwood Toxicology Inc.	Lab Services	Court Services	Substance Abuse Screening	4/10/2023	1,142.65
Ecker Center for Mental Health	Contractual/Consulting Services	Court Services	Drug Court Special Resources	4/24/2023	1,250.00
Gateway Foundation	Contractual/Consulting Services	Court Services	Drug Court Special Resources	4/24/2023	1,670.00
Redwood Toxicology Inc.	Lab Services	Court Services	Drug Court Special Resources	4/10/2023	6,244.85
Fifth Third Bank	Lab Services	Court Services	Drug Court Special Resources	4/24/2023	208.00
The Way Back Inn Inc	Halfway House	Court Services	Drug Court Special Resources	4/10/2023	209.00
James MacDonald Ministries, Inc.	Halfway House	Court Services	Drug Court Special Resources	4/24/2023	340.00
Serenity House Counseling Services, Inc.	Halfway House	Court Services	Drug Court Special Resources	4/24/2023	340.00
Serenity House Counseling Services, Inc.	Halfway House	Court Services	Drug Court Special Resources	4/24/2023	340.00
Serenity House Counseling Services, Inc.	Halfway House	Court Services	Drug Court Special Resources	4/24/2023	340.00
Gateway Foundation	Residential Treatment	Court Services	Drug Court Special Resources	4/24/2023	8,316.00
Fifth Third Bank	Conferences and Meetings	Court Services	Drug Court Special Resources	4/24/2023	110.00
Fifth Third Bank	Conferences and Meetings	Court Services	Drug Court Special Resources	4/24/2023	75.99
Fifth Third Bank	Employee Training	Court Services	Drug Court Special Resources	4/24/2023	100.00
Ruth E Gilles	Postage	Court Services	Drug Court Special Resources	4/10/2023	37.76
Thomson Reuters GRC Inc. (West Government)	Books and Subscriptions	Court Services	Drug Court Special Resources	4/24/2023	142.50
Fifth Third Bank	Sanction Incentives	Court Services	Drug Court Special Resources	4/24/2023	536.93
Fifth Third Bank	Peer Group Activities Supplies	Court Services	Drug Court Special Resources	4/24/2023	205.55
Fifth Third Bank	Peer Group Activities Supplies	Court Services	Drug Court Special Resources	4/24/2023	168.37
WEX BANK	Fuel- Vehicles	Court Services	Drug Court Special Resources	4/24/2023	36.92
		Court Services	Probation Victim Services	4/24/2023	1.50
Fifth Third Bank	Employee Training	Coroner	Coroner Administration	4/24/2023	2,000.00
Marberry Cleaners & Launderers	Miscellaneous Contractual Exp	Coroner	Coroner Administration	4/10/2023	48.05
Marberry Cleaners & Launderers	Miscellaneous Contractual Exp	Coroner	Coroner Administration	4/10/2023	31.80

Marberry Cleaners & Launderers	Miscellaneous Contractual Exp	Coroner	Coroner Administration	4/10/2023	74.73
Copy King Office Solutions Inc	Miscellaneous Contractual Exp	Coroner	Coroner Administration	4/10/2023	333.22
Patten Industries Power Dry of Chicago dba Chicago Water & Fire Rest	Miscellaneous Contractual Exp	Coroner	Coroner Administration	4/10/2023	100.00
Patten Industries Power Dry of Chicago dba Chicago Water & Fire Rest	Miscellaneous Contractual Exp	Coroner	Coroner Administration	4/10/2023	100.00
Patten Industries Power Dry of Chicago dba Chicago Water & Fire Rest	Miscellaneous Contractual Exp	Coroner	Coroner Administration	4/10/2023	100.00
Patten Industries Power Dry of Chicago dba Chicago Water & Fire Rest	Miscellaneous Contractual Exp	Coroner	Coroner Administration	4/10/2023	100.00
Patten Industries Power Dry of Chicago dba Chicago Water & Fire Rest	Miscellaneous Contractual Exp	Coroner	Coroner Administration	4/24/2023	100.00
Patten Industries Power Dry of Chicago dba Chicago Water & Fire Rest	Miscellaneous Contractual Exp	Coroner	Coroner Administration	4/24/2023	100.00
Patten Industries Power Dry of Chicago dba Chicago Water & Fire Rest	Miscellaneous Contractual Exp	Coroner	Coroner Administration	4/24/2023	100.00
Patten Industries Power Dry of Chicago dba Chicago Water & Fire Rest	Miscellaneous Contractual Exp	Coroner	Coroner Administration	4/24/2023	100.00
Patten Industries Power Dry of Chicago dba Chicago Water & Fire Rest	Miscellaneous Contractual Exp	Coroner	Coroner Administration	4/24/2023	100.00
Patten Industries Power Dry of Chicago dba Chicago Water & Fire Rest	Miscellaneous Contractual Exp	Coroner	Coroner Administration	4/24/2023	100.00
Stericycle, Inc.	Miscellaneous Contractual Exp	Coroner	Coroner Administration	4/24/2023	474.87
Fifth Third Bank	Miscellaneous Contractual Exp	Coroner	Coroner Administration	4/24/2023	104.91
Marberry Cleaners & Launderers	Miscellaneous Contractual Exp	Coroner	Coroner Administration	4/24/2023	82.68
Marberry Cleaners & Launderers	Miscellaneous Contractual Exp	Coroner	Coroner Administration	4/24/2023	47.70
Classic Plastics Corporation	Operating Supplies	Coroner	Coroner Administration	4/24/2023	1,725.75
Extra Packaging LLC	Operating Supplies	Coroner	Coroner Administration	4/24/2023	916.72
Fifth Third Bank	Operating Supplies	Coroner	Coroner Administration	4/24/2023	713.36
Southland Medical, LLC	Operating Supplies	Coroner	Coroner Administration	4/24/2023	55.75
Sarah B. Ware	Operating Supplies	Coroner	Coroner Administration	4/24/2023	5,000.00
Warehouse Direct, Inc.	Operating Supplies	Coroner	Coroner Administration	4/24/2023	97.08
Mary & Chuck General Contracting-Construction MAC	Contractual/Consulting Services	Animal Control	Animal Control	4/24/2023	185.00
Mary & Chuck General Contracting-Construction MAC	Contractual/Consulting Services	Animal Control	Animal Control	4/24/2023	135.00
Mary & Chuck General Contracting-Construction MAC	Contractual/Consulting Services	Animal Control	Animal Control	4/24/2023	75.00
Mary & Chuck General Contracting-Construction MAC	Contractual/Consulting Services	Animal Control	Animal Control	4/24/2023	75.00
Mary & Chuck General Contracting-Construction MAC	Contractual/Consulting Services	Animal Control	Animal Control	4/24/2023	135.00
Ratliff Landscaping Inc	Contractual/Consulting Services	Animal Control	Animal Control	4/24/2023	1,390.00
Waste Management of Illinois - West	Contractual/Consulting Services	Animal Control	Animal Control	4/24/2023	117.63
Jeff R. Wieser	Contractual/Consulting Services	Animal Control	Animal Control	4/24/2023	400.00
Fifth Third Bank	Veterinarian Services	Animal Control	Animal Control	4/24/2023	165.00
HLP, Inc.	Software Licensing Cost	Animal Control	Animal Control	4/10/2023	3,840.00
HLP, Inc.	Software Licensing Cost	Animal Control	Animal Control	4/24/2023	1,672.43
DuPage Salt Company	Disposal and Water Softener Svcs	Animal Control	Animal Control	4/24/2023	37.20
Toshiba America Business Solutions Inc	Repairs and Maint- Copiers	Animal Control	Animal Control	4/24/2023	242.16
Cintas Corporation	Repairs and Maint- Equipment	Animal Control	Animal Control	4/24/2023	185.00
Rita Meszaros	Employee Mileage Expense	Animal Control	Animal Control	4/10/2023	28.26
Fifth Third Bank	General Association Dues	Animal Control	Animal Control	4/24/2023	100.00
Fifth Third Bank	Office Supplies	Animal Control	Animal Control	4/24/2023	119.40
Century Springs/Ove Water Services	Operating Supplies	Animal Control	Animal Control	4/24/2023	27.74
Midwest Veterinary Supply Inc	Animal Care Supplies	Animal Control	Animal Control	4/10/2023	255.29
Midwest Veterinary Supply Inc	Animal Care Supplies	Animal Control	Animal Control	4/24/2023	238.74
Midwest Veterinary Supply Inc	Animal Care Supplies	Animal Control	Animal Control	4/24/2023	101.80
Midwest Veterinary Supply Inc	Medical Supplies and Drugs	Animal Control	Animal Control	4/10/2023	208.00
Midwest Veterinary Supply Inc	Medical Supplies and Drugs	Animal Control	Animal Control	4/24/2023	202.88
Fifth Third Bank	Medical Supplies and Drugs	Animal Control	Animal Control	4/24/2023	580.23
WCP Financials LLC	Utilities- Electric	Animal Control	Animal Control	4/24/2023	106.98
WEX BANK	Fuel- Vehicles	Animal Control	Animal Control	4/24/2023	874.78
Hampshire Township	Township Payable- Hampshire		County Highway	4/24/2023	188.00
Rutland Township-Road District	Township Payable- Rutland		County Highway	4/24/2023	120.00
Dundee Township	Township Payable- Dundee		County Highway	4/24/2023	40.00
Burlington Township	Township Payable- Burlington		County Highway	4/24/2023	428.00
Plato Township	Township Payable- Plato		County Highway	4/24/2023	228.00
Elgin Township Road District	Township Payable- Elgin		County Highway	4/24/2023	148.00
Virgil Township	Township Payable- Virgil		County Highway	4/24/2023	108.00
Campton Township	Township Payable- Campton		County Highway	4/24/2023	68.00
St. Charles Township	Township Payable- St. Charles		County Highway	4/24/2023	120.00

Kaneville Township	Township Payable- Kaneville		County Highway	4/24/2023	560.00
Blackberry Township	Township Payable- Blackberry		County Highway	4/24/2023	856.00
Geneva Township	Township Payable- Geneva		County Highway	4/24/2023	588.00
Big Rock Township Road District	Township Payable- Big Rock		County Highway	4/24/2023	68.00
Sugar Grove Township Road District	Township Payable- Sugar Grove		County Highway	4/24/2023	108.00
Aurora Township	Township Payable- Aurora		County Highway	4/24/2023	1,028.00
Batavia Township	Township Payable- Batavia		County Highway	4/24/2023	120.00
Christopher B. Burke Engineering, Ltd.	Engineering Services	Transportation	County Highway	4/24/2023	5,049.70
Christopher B. Burke Engineering, Ltd.	Engineering Services	Transportation	County Highway	4/24/2023	19,281.75
GIS Solutions Inc	Contractual/Consulting Services	Transportation	County Highway	4/24/2023	2,227.50
J Patrick Jaeger	Legal Services	Transportation	County Highway	4/24/2023	4,000.00
Diglet LLC	Software Licensing Cost	Transportation	County Highway	4/24/2023	250.00
Fifth Third Bank	Software Licensing Cost	Transportation	County Highway	4/24/2023	49.00
Alarm Detection Systems, Inc.	Security Services	Transportation	County Highway	4/24/2023	525.60
Alarm Detection Systems, Inc.	Security Services	Transportation	County Highway	4/24/2023	7,077.48
Waste Management of Illinois - West	Disposal and Water Softener Srvs	Transportation	County Highway	4/10/2023	398.11
Waste Management of Illinois - West	Disposal and Water Softener Srvs	Transportation	County Highway	4/24/2023	29.00
Waste Management of Illinois - West	Disposal and Water Softener Srvs	Transportation	County Highway	4/24/2023	398.11
Waste Management of Illinois - West	Disposal and Water Softener Srvs	Transportation	County Highway	4/24/2023	29.00
Century Springs/Ove Water Services	Disposal and Water Softener Srvs	Transportation	County Highway	4/24/2023	273.36
Culligan Tri City Soft Water	Disposal and Water Softener Srvs	Transportation	County Highway	4/24/2023	90.00
Peterson Cleaning, Inc. (PCI Services, Inc.)	Janitorial Services	Transportation	County Highway	4/10/2023	1,406.25
Peterson Cleaning, Inc. (PCI Services, Inc.)	Janitorial Services	Transportation	County Highway	4/10/2023	1,250.00
Peterson Cleaning, Inc. (PCI Services, Inc.)	Janitorial Services	Transportation	County Highway	4/24/2023	1,437.50
Peterson Cleaning, Inc. (PCI Services, Inc.)	Janitorial Services	Transportation	County Highway	4/24/2023	1,562.50
Fifth Third Bank	Repairs and Maint- Buildings	Transportation	County Highway	4/24/2023	1,653.00
Urban Elevator Service LLC	Repairs and Maint- Buildings	Transportation	County Highway	4/24/2023	299.52
Toshiba America Business Solutions Inc	Repairs and Maint- Copiers	Transportation	County Highway	4/10/2023	162.66
Toshiba America Business Solutions Inc	Repairs and Maint- Copiers	Transportation	County Highway	4/10/2023	5.10
Toshiba America Business Solutions Inc	Repairs and Maint- Copiers	Transportation	County Highway	4/24/2023	3.56
Imaging Essentials, Inc dba Clifford Wald & Co	Repairs and Maint- Copiers	Transportation	County Highway	4/24/2023	1,461.06
Impact Networking, LLC	Repairs and Maint- Copiers	Transportation	County Highway	4/24/2023	46.81
Impact Networking, LLC	Repairs and Maint- Copiers	Transportation	County Highway	4/24/2023	35.20
Enterprise FM Trust	Vehicle Lease	Transportation	County Highway	4/24/2023	6,611.26
Kaci Nicole Crowley	Conferences and Meetings	Transportation	County Highway	4/10/2023	29.75
Stephen Douglas Zulkowski	Conferences and Meetings	Transportation	County Highway	4/10/2023	3.65
Fifth Third Bank	Conferences and Meetings	Transportation	County Highway	4/24/2023	1,238.00
Heidi Lichtenberger	Conferences and Meetings	Transportation	County Highway	4/24/2023	14.75
Fifth Third Bank	Employee Training	Transportation	County Highway	4/24/2023	435.00
Kaci Nicole Crowley	Employee Mileage Expense	Transportation	County Highway	4/10/2023	99.56
Stephen Douglas Zulkowski	Employee Mileage Expense	Transportation	County Highway	4/10/2023	37.99
American Public Works Association (APWA)	General Association Dues	Transportation	County Highway	4/10/2023	229.00
Staples Business Advantage	Office Supplies	Transportation	County Highway	4/10/2023	47.89
Staples Business Advantage	Office Supplies	Transportation	County Highway	4/10/2023	74.76
Staples Business Advantage	Office Supplies	Transportation	County Highway	4/24/2023	12.71
Fifth Third Bank	Office Supplies	Transportation	County Highway	4/24/2023	241.54
Cintas Corporation	Operating Supplies	Transportation	County Highway	4/10/2023	298.81
Fifth Third Bank	Operating Supplies	Transportation	County Highway	4/24/2023	364.62
Airgas North Central, Inc.	Operating Supplies	Transportation	County Highway	4/24/2023	207.70
Airgas North Central, Inc.	Operating Supplies	Transportation	County Highway	4/24/2023	95.26
Airgas North Central, Inc.	Operating Supplies	Transportation	County Highway	4/24/2023	757.38
FedEx	Postage	Transportation	County Highway	4/10/2023	12.73
FedEx	Postage	Transportation	County Highway	4/24/2023	27.33
Fifth Third Bank	Books and Subscriptions	Transportation	County Highway	4/24/2023	350.00
Fifth Third Bank	Computer Hardware- Non Capital	Transportation	County Highway	4/24/2023	52.65
Menards, Inc.	Buildings and Grounds Supplies	Transportation	County Highway	4/10/2023	147.92

Menards, Inc.	Buildings and Grounds Supplies	Transportation	County Highway	4/10/2023	356.75
Menards, Inc.	Buildings and Grounds Supplies	Transportation	County Highway	4/10/2023	20.30
Menards, Inc.	Buildings and Grounds Supplies	Transportation	County Highway	4/10/2023	226.50
Grainger Inc	Buildings and Grounds Supplies	Transportation	County Highway	4/10/2023	383.17
Grainger Inc	Buildings and Grounds Supplies	Transportation	County Highway	4/10/2023	444.61
Grainger Inc	Buildings and Grounds Supplies	Transportation	County Highway	4/24/2023	430.66
Grainger Inc	Buildings and Grounds Supplies	Transportation	County Highway	4/24/2023	55.70
McMaster-Carr Supply Co	Buildings and Grounds Supplies	Transportation	County Highway	4/24/2023	75.01
Menards, Inc.	Buildings and Grounds Supplies	Transportation	County Highway	4/24/2023	85.45
Northern Safety and Industrial	Buildings and Grounds Supplies	Transportation	County Highway	4/24/2023	492.50
Producers Chemical Company	Buildings and Grounds Supplies	Transportation	County Highway	4/24/2023	79.50
Staples Business Advantage	Buildings and Grounds Supplies	Transportation	County Highway	4/24/2023	365.99
Fifth Third Bank	Buildings and Grounds Supplies	Transportation	County Highway	4/24/2023	130.49
3M Company	Sign Material	Transportation	County Highway	4/10/2023	204.75
3M Company	Sign Material	Transportation	County Highway	4/10/2023	273.00
3M Company	Sign Material	Transportation	County Highway	4/10/2023	1,597.50
3M Company	Sign Material	Transportation	County Highway	4/10/2023	886.90
Menards, Inc.	Sign Material	Transportation	County Highway	4/10/2023	85.36
Menards, Inc.	Sign Material	Transportation	County Highway	4/10/2023	7.98
Priority Products, Inc.	Sign Material	Transportation	County Highway	4/24/2023	47.78
Nicor Gas	Utilities- Natural Gas	Transportation	County Highway	4/10/2023	1,042.57
Nicor Gas	Utilities- Natural Gas	Transportation	County Highway	4/24/2023	1,559.52
Constellation NewEnergy Inc.	Utilities- Electric	Transportation	County Highway	4/24/2023	2,174.75
City of Batavia	Utilities- Intersect Lighting	Transportation	County Highway	4/10/2023	93.28
City of Batavia	Utilities- Intersect Lighting	Transportation	County Highway	4/10/2023	116.78
City of Batavia	Utilities- Intersect Lighting	Transportation	County Highway	4/10/2023	91.48
City of Batavia	Utilities- Intersect Lighting	Transportation	County Highway	4/10/2023	104.26
City of Geneva	Utilities- Intersect Lighting	Transportation	County Highway	4/10/2023	83.60
ComEd	Utilities- Intersect Lighting	Transportation	County Highway	4/10/2023	23.06
ComEd	Utilities- Intersect Lighting	Transportation	County Highway	4/10/2023	4,196.80
ComEd	Utilities- Intersect Lighting	Transportation	County Highway	4/10/2023	8.20
ComEd	Utilities- Intersect Lighting	Transportation	County Highway	4/10/2023	338.74
ComEd	Utilities- Intersect Lighting	Transportation	County Highway	4/10/2023	296.59
Constellation NewEnergy Inc.	Utilities- Intersect Lighting	Transportation	County Highway	4/10/2023	181.38
Constellation NewEnergy Inc.	Utilities- Intersect Lighting	Transportation	County Highway	4/10/2023	114.43
Constellation NewEnergy Inc.	Utilities- Intersect Lighting	Transportation	County Highway	4/10/2023	227.23
Constellation NewEnergy Inc.	Utilities- Intersect Lighting	Transportation	County Highway	4/10/2023	311.13
ComEd	Utilities- Intersect Lighting	Transportation	County Highway	4/24/2023	13.42
ComEd	Utilities- Intersect Lighting	Transportation	County Highway	4/24/2023	126.20
ComEd	Utilities- Intersect Lighting	Transportation	County Highway	4/24/2023	94.99
ComEd	Utilities- Intersect Lighting	Transportation	County Highway	4/24/2023	221.78
ComEd	Utilities- Intersect Lighting	Transportation	County Highway	4/24/2023	174.98
ComEd	Utilities- Intersect Lighting	Transportation	County Highway	4/24/2023	283.60
ComEd	Utilities- Intersect Lighting	Transportation	County Highway	4/24/2023	59.68
ComEd	Utilities- Intersect Lighting	Transportation	County Highway	4/24/2023	24.51
ComEd	Utilities- Intersect Lighting	Transportation	County Highway	4/24/2023	40.97
Petroleum Traders Corporation	Fuel- Vehicles	Transportation	County Highway	4/10/2023	20,372.35
Michael D. Zakosek	Fuel- Vehicles	Transportation	County Highway	4/10/2023	68.19
Byrne Software Technologies Inc	Computer Software- Capital	Transportation	County Highway	4/24/2023	9,100.00
Henderson Products Inc	Machinery and Equipment	Transportation	County Highway	4/10/2023	6,675.15
Henderson Products Inc	Machinery and Equipment	Transportation	County Highway	4/10/2023	(250.00)
Hampton Lenzini & Renwick, Inc. (HLR)	Bridge Inspection	Transportation	County Bridge	4/10/2023	3,334.80
HR GREEN Inc (formerly SEC GROUP Inc)	Bridge Inspection	Transportation	County Bridge	4/24/2023	34,644.34
Suburban Teamsters of Northern Illinois	Teamsters Contribution	Transportation	Motor Fuel Tax	4/18/2023	46,224.00
BLA Inc	Engineering Services	Transportation	Motor Fuel Tax	4/10/2023	39,260.63
Christopher B. Burke Engineering, Ltd.	Engineering Services	Transportation	Motor Fuel Tax	4/10/2023	3,948.11

Christopher B. Burke Engineering, Ltd.	Engineering Services	Transportation	Motor Fuel Tax	4/24/2023	10,961.22
V3 Companies, Ltd	Engineering Services	Transportation	Motor Fuel Tax	4/24/2023	16,121.61
V3 Companies, Ltd	Engineering Services	Transportation	Motor Fuel Tax	4/24/2023	25,904.76
State of IL Treasurer-IDOT	Road Construction	Transportation	Motor Fuel Tax	4/24/2023	132,960.56
BLA Inc	Engineering Services	Transportation	Motor Fuel Local Option	4/10/2023	37,255.58
BLA Inc	Engineering Services	Transportation	Motor Fuel Local Option	4/10/2023	7,433.26
BLA Inc	Engineering Services	Transportation	Motor Fuel Local Option	4/10/2023	1,926.96
BLA Inc	Engineering Services	Transportation	Motor Fuel Local Option	4/24/2023	1,323.59
Menards, Inc.	Repairs and Maintenance- Roads	Transportation	Motor Fuel Local Option	4/10/2023	26.93
Elgin Key & Lock Company, Inc.	Repairs and Maintenance- Roads	Transportation	Motor Fuel Local Option	4/24/2023	28.50
Cintas Corporation	Uniform Supplies	Transportation	Motor Fuel Local Option	4/10/2023	320.75
Cintas Corporation	Uniform Supplies	Transportation	Motor Fuel Local Option	4/10/2023	391.21
Cintas Corporation	Uniform Supplies	Transportation	Motor Fuel Local Option	4/24/2023	441.90
Cintas Corporation	Uniform Supplies	Transportation	Motor Fuel Local Option	4/24/2023	260.93
Cintas Corporation	Uniform Supplies	Transportation	Motor Fuel Local Option	4/24/2023	333.74
Elburn NAPA Inc (North Aurora)	Vehicle Parts/Supplies	Transportation	Motor Fuel Local Option	4/10/2023	460.21
Elburn NAPA Inc (North Aurora)	Vehicle Parts/Supplies	Transportation	Motor Fuel Local Option	4/10/2023	325.42
Elburn NAPA Inc (North Aurora)	Vehicle Parts/Supplies	Transportation	Motor Fuel Local Option	4/10/2023	480.30
Elburn NAPA Inc (North Aurora)	Vehicle Parts/Supplies	Transportation	Motor Fuel Local Option	4/10/2023	435.92
Elburn NAPA Inc (North Aurora)	Vehicle Parts/Supplies	Transportation	Motor Fuel Local Option	4/10/2023	500.02
Elburn NAPA Inc (North Aurora)	Vehicle Parts/Supplies	Transportation	Motor Fuel Local Option	4/10/2023	87.81
Elburn NAPA Inc (North Aurora)	Vehicle Parts/Supplies	Transportation	Motor Fuel Local Option	4/10/2023	470.76
Elburn NAPA Inc (North Aurora)	Vehicle Parts/Supplies	Transportation	Motor Fuel Local Option	4/10/2023	62.08
Elburn NAPA Inc (North Aurora)	Vehicle Parts/Supplies	Transportation	Motor Fuel Local Option	4/10/2023	119.03
Elburn NAPA Inc (North Aurora)	Vehicle Parts/Supplies	Transportation	Motor Fuel Local Option	4/10/2023	(21.29)
Elburn NAPA Inc (North Aurora)	Vehicle Parts/Supplies	Transportation	Motor Fuel Local Option	4/10/2023	134.22
Elburn NAPA Inc (North Aurora)	Vehicle Parts/Supplies	Transportation	Motor Fuel Local Option	4/10/2023	181.26
Fox Valley Buick-GMC Inc	Vehicle Parts/Supplies	Transportation	Motor Fuel Local Option	4/10/2023	91.66
Patson, Inc. dba TransChicago Truck Group	Vehicle Parts/Supplies	Transportation	Motor Fuel Local Option	4/10/2023	44.25
Patson, Inc. dba TransChicago Truck Group	Vehicle Parts/Supplies	Transportation	Motor Fuel Local Option	4/10/2023	58.32
Truck Country of Illinois	Vehicle Parts/Supplies	Transportation	Motor Fuel Local Option	4/10/2023	759.60
Truck Country of Illinois	Vehicle Parts/Supplies	Transportation	Motor Fuel Local Option	4/10/2023	119.67
Rush Truck Centers of Illinois, Inc.	Vehicle Parts/Supplies	Transportation	Motor Fuel Local Option	4/10/2023	168.64
Rush Truck Centers of Illinois, Inc.	Vehicle Parts/Supplies	Transportation	Motor Fuel Local Option	4/10/2023	298.59
Rush Truck Centers of Illinois, Inc.	Vehicle Parts/Supplies	Transportation	Motor Fuel Local Option	4/10/2023	56.90
Rush Truck Centers of Illinois, Inc.	Vehicle Parts/Supplies	Transportation	Motor Fuel Local Option	4/10/2023	(106.40)
Rush Truck Centers of Illinois, Inc.	Vehicle Parts/Supplies	Transportation	Motor Fuel Local Option	4/24/2023	37.48
Wholesale Direct Inc	Vehicle Parts/Supplies	Transportation	Motor Fuel Local Option	4/24/2023	497.77
Patson, Inc. dba TransChicago Truck Group	Vehicle Parts/Supplies	Transportation	Motor Fuel Local Option	4/24/2023	356.51
MacQueen Equipment dba MacQueen Emergency (Temco)	Vehicle Parts/Supplies	Transportation	Motor Fuel Local Option	4/24/2023	139.30
Elburn NAPA Inc (North Aurora)	Vehicle Parts/Supplies	Transportation	Motor Fuel Local Option	4/24/2023	108.30
Elburn NAPA Inc (North Aurora)	Vehicle Parts/Supplies	Transportation	Motor Fuel Local Option	4/24/2023	48.30
Elburn NAPA Inc (North Aurora)	Vehicle Parts/Supplies	Transportation	Motor Fuel Local Option	4/24/2023	487.73
Fifth Third Bank	Vehicle Parts/Supplies	Transportation	Motor Fuel Local Option	4/24/2023	1,024.75
Alta Construction Equip of IL dba Martin Implement	Equipment Parts/Supplies	Transportation	Motor Fuel Local Option	4/10/2023	72.48
Elburn NAPA Inc (North Aurora)	Equipment Parts/Supplies	Transportation	Motor Fuel Local Option	4/10/2023	79.91
Elburn NAPA Inc (North Aurora)	Equipment Parts/Supplies	Transportation	Motor Fuel Local Option	4/10/2023	358.45
Priority Products, Inc.	Equipment Parts/Supplies	Transportation	Motor Fuel Local Option	4/10/2023	83.79
Priority Products, Inc.	Equipment Parts/Supplies	Transportation	Motor Fuel Local Option	4/10/2023	54.84
Suburban Propane	Equipment Parts/Supplies	Transportation	Motor Fuel Local Option	4/10/2023	220.74
Vermeer Illinois, Inc.	Equipment Parts/Supplies	Transportation	Motor Fuel Local Option	4/24/2023	474.48
Vermeer Illinois, Inc.	Equipment Parts/Supplies	Transportation	Motor Fuel Local Option	4/24/2023	485.55
Vermeer Illinois, Inc.	Equipment Parts/Supplies	Transportation	Motor Fuel Local Option	4/24/2023	(252.63)
Vermeer Illinois, Inc.	Equipment Parts/Supplies	Transportation	Motor Fuel Local Option	4/24/2023	190.50
Priority Products, Inc.	Equipment Parts/Supplies	Transportation	Motor Fuel Local Option	4/24/2023	692.26
Priority Products, Inc.	Equipment Parts/Supplies	Transportation	Motor Fuel Local Option	4/24/2023	696.98

Priority Products, Inc.	Equipment Parts/Supplies	Transportation	Motor Fuel Local Option	4/24/2023	1,867.02
Priority Products, Inc.	Equipment Parts/Supplies	Transportation	Motor Fuel Local Option	4/24/2023	(27.55)
Elburn NAPA Inc (North Aurora)	Equipment Parts/Supplies	Transportation	Motor Fuel Local Option	4/24/2023	17.13
Elburn NAPA Inc (North Aurora)	Equipment Parts/Supplies	Transportation	Motor Fuel Local Option	4/24/2023	210.87
Elburn NAPA Inc (North Aurora)	Equipment Parts/Supplies	Transportation	Motor Fuel Local Option	4/24/2023	32.50
Fifth Third Bank	Equipment Parts/Supplies	Transportation	Motor Fuel Local Option	4/24/2023	661.74
McCann Industries, Inc.	Equipment Parts/Supplies	Transportation	Motor Fuel Local Option	4/24/2023	83.49
Fifth Third Bank	Tools	Transportation	Motor Fuel Local Option	4/24/2023	285.75
Fifth Third Bank	Road Material	Transportation	Motor Fuel Local Option	4/24/2023	359.93
Menards, Inc.	Road Material	Transportation	Motor Fuel Local Option	4/24/2023	653.12
H&H Electric Co.	Utilities- Intersect Lighting	Transportation	Motor Fuel Local Option	4/24/2023	62,823.28
Christopher B. Burke Engineering, Ltd.	Engineering Services	Transportation	Transportation Sales Tax	4/10/2023	27,297.93
Crawford Murphy & Tilly Inc (CMT)	Engineering Services	Transportation	Transportation Sales Tax	4/10/2023	1,419.10
Stantec Consulting Services Inc	Engineering Services	Transportation	Transportation Sales Tax	4/10/2023	9,101.36
TranSystems Corporation	Engineering Services	Transportation	Transportation Sales Tax	4/10/2023	4,519.45
TranSystems Corporation	Engineering Services	Transportation	Transportation Sales Tax	4/24/2023	3,056.56
TranSystems Corporation	Engineering Services	Transportation	Transportation Sales Tax	4/24/2023	19,333.21
HR GREEN Inc (formerly SEC GROUP Inc)	Engineering Services	Transportation	Transportation Sales Tax	4/24/2023	713.53
Christopher B. Burke Engineering, Ltd.	Engineering Services	Transportation	Transportation Sales Tax	4/24/2023	11,770.11
Alfred Benesch & Co	Engineering Services	Transportation	Transportation Sales Tax	4/24/2023	2,200.88
Alfred Benesch & Co	Engineering Services	Transportation	Transportation Sales Tax	4/24/2023	4,041.80
Burns & McDonnell Engineering Co	Engineering Services	Transportation	Transportation Sales Tax	4/24/2023	178,563.95
Christopher B. Burke Engineering, Ltd.	Contractual/Consulting Services	Transportation	Transportation Sales Tax	4/10/2023	1,177.68
PACE Suburban Bus	External Grants	Transportation	Transportation Sales Tax	4/24/2023	77,545.88
Jennifer Austin-Smith	Contractual/Consulting Services	Health	County Health	4/24/2023	375.00
Peloton Inc dba Frank's Employment	Contractual/Consulting Services	Health	County Health	4/24/2023	1,302.54
Peloton Inc dba Frank's Employment	Contractual/Consulting Services	Health	County Health	4/24/2023	1,310.08
Peloton Inc dba Frank's Employment	Contractual/Consulting Services	Health	County Health	4/24/2023	1,339.29
Peloton Inc dba Frank's Employment	Contractual/Consulting Services	Health	County Health	4/24/2023	1,376.05
Peloton Inc dba Frank's Employment	Contractual/Consulting Services	Health	County Health	4/24/2023	1,061.26
Peloton Inc dba Frank's Employment	Contractual/Consulting Services	Health	County Health	4/24/2023	1,522.50
Peloton Inc dba Frank's Employment	Contractual/Consulting Services	Health	County Health	4/24/2023	1,579.05
Peloton Inc dba Frank's Employment	Contractual/Consulting Services	Health	County Health	4/24/2023	913.50
Peoplelink LLC dba Teamsoft	Contractual/Consulting Services	Health	County Health	4/24/2023	502.32
Southern Computer Warehouse (SCW)	Software Licensing Cost	Health	County Health	4/24/2023	116.15
MedPro Waste Disposal LLC	Disposal and Water Softener Svcs	Health	County Health	4/24/2023	57.75
Shred-it USA LLC (Cintas Document Destruction)	Disposal and Water Softener Svcs	Health	County Health	4/24/2023	106.93
Shred-it USA LLC (Cintas Document Destruction)	Disposal and Water Softener Svcs	Health	County Health	4/24/2023	75.86
Shred-it USA LLC (Cintas Document Destruction)	Disposal and Water Softener Svcs	Health	County Health	4/24/2023	151.72
Peterson Cleaning, Inc. (PCI Services, Inc.)	Janitorial Services	Health	County Health	4/24/2023	283.75
Peterson Cleaning, Inc. (PCI Services, Inc.)	Janitorial Services	Health	County Health	4/24/2023	250.00
Peterson Cleaning, Inc. (PCI Services, Inc.)	Janitorial Services	Health	County Health	4/24/2023	300.00
Peterson Cleaning, Inc. (PCI Services, Inc.)	Janitorial Services	Health	County Health	4/24/2023	300.00
Peterson Cleaning, Inc. (PCI Services, Inc.)	Janitorial Services	Health	County Health	4/24/2023	200.00
Gordon Flesch Company Inc	Repairs and Maint- Office Equip	Health	County Health	4/24/2023	209.00
Impact Networking, LLC	Repairs and Maint- Office Equip	Health	County Health	4/24/2023	417.60
Toshiba America Business Solutions Inc	Repairs and Maint- Office Equip	Health	County Health	4/24/2023	31.70
Toshiba America Business Solutions Inc	Repairs and Maint- Office Equip	Health	County Health	4/24/2023	25.30
Toshiba America Business Solutions Inc	Repairs and Maint- Office Equip	Health	County Health	4/24/2023	27.96
Toshiba America Business Solutions Inc	Repairs and Maint- Office Equip	Health	County Health	4/24/2023	10.51
Toshiba America Business Solutions Inc	Repairs and Maint- Office Equip	Health	County Health	4/24/2023	4.59
Toshiba America Business Solutions Inc	Repairs and Maint- Office Equip	Health	County Health	4/24/2023	3.10
Amazon Capital Services Inc	Operating Supplies	Health	County Health	4/24/2023	160.63
Insight Public Sector Inc	Operating Supplies	Health	County Health	4/24/2023	205.00
Fifth Third Bank	Books and Subscriptions	Health	County Health	4/24/2023	169.00
Insight Public Sector Inc	Computer Hardware- Non Capital	Health	County Health	4/24/2023	410.00

Feece Oil Company	Fuel- Vehicles	Health	County Health	4/24/2023	24.86
Feece Oil Company	Fuel- Vehicles	Health	County Health	4/24/2023	16.36
Feece Oil Company	Fuel- Vehicles	Health	County Health	4/24/2023	27.22
Feece Oil Company	Fuel- Vehicles	Health	County Health	4/24/2023	22.74
WEX BANK	Fuel- Vehicles	Health	County Health	4/24/2023	164.12
Motorola Solutions Inc	Telephone	Health	County Health	4/24/2023	16.66
Bucher Hydraulics, Inc.	Contractual/Consulting Services	Health	County Health	4/24/2023	750.00
Fifth Third Bank	Contractual/Consulting Services	Health	County Health	4/24/2023	20.52
Forest Preserve District of Kane County	Contractual/Consulting Services	Health	County Health	4/24/2023	750.00
Fifth Third Bank	Employee Training	Health	County Health	4/24/2023	250.00
Fifth Third Bank	Employee Mileage Expense	Health	County Health	4/24/2023	260.00
Fifth Third Bank	Operating Supplies	Health	County Health	4/24/2023	2,013.96
AT&T	Telephone	Health	County Health	4/24/2023	263.39
Open Text Inc	Contractual/Consulting Services	Health	County Health	4/24/2023	100.00
Burnidge Properties Ltd	Building Space Rental	Health	County Health	4/24/2023	1,089.24
Fifth Third Bank	Employee Training	Health	County Health	4/24/2023	675.00
Maria E. Almanza	Employee Mileage Expense	Health	County Health	4/24/2023	124.45
Raelin Marie Cagampang Mamaril	Employee Mileage Expense	Health	County Health	4/24/2023	85.81
Raelin Marie Cagampang Mamaril	Employee Mileage Expense	Health	County Health	4/24/2023	23.58
Neal Molnar	Employee Mileage Expense	Health	County Health	4/24/2023	120.52
Colleen R Nyland	Employee Mileage Expense	Health	County Health	4/24/2023	317.06
William Thwaites	Employee Mileage Expense	Health	County Health	4/24/2023	73.36
William Thwaites	Employee Mileage Expense	Health	County Health	4/24/2023	39.31
Constellation NewEnergy Inc.	Utilities- Electric	Health	County Health	4/24/2023	195.16
Theresa Knauf	Employee Mileage Expense	Health	County Health	4/24/2023	66.38
Amazon Capital Services Inc	Operating Supplies	Health	County Health	4/24/2023	99.90
Amazon Capital Services Inc	Operating Supplies	Health	County Health	4/24/2023	21.98
Mozart Holdings, LP dba Medline Industries, LP	Medical Supplies and Drugs	Health	County Health	4/24/2023	830.88
Dreyer Medical Clinic	Contractual/Consulting Services	Health	County Health	4/24/2023	2,000.00
Pacific Interpreters	Contractual/Consulting Services	Health	County Health	4/24/2023	49.50
World Wide Dictation Services of New York	Contractual/Consulting Services	Health	County Health	4/24/2023	17.52
World Wide Dictation Services of New York	Contractual/Consulting Services	Health	County Health	4/24/2023	4.32
World Wide Dictation Services of New York	Contractual/Consulting Services	Health	County Health	4/24/2023	14.40
Presence Mercy Medical Center (Provena)	X-Rays	Health	County Health	4/24/2023	27.00
University of Illinois Reference Laboratory	Lab Services	Health	County Health	4/10/2023	268.80
Amazon Capital Services Inc	Medical Supplies and Drugs	Health	County Health	4/24/2023	30.97
Cardinal Health, Inc. dba Cardinal Health 110, LLC	Medical Supplies and Drugs	Health	County Health	4/24/2023	820.72
Grainger Inc	Medical Supplies and Drugs	Health	County Health	4/24/2023	19.44
Fifth Third Bank	Contractual/Consulting Services	Health	County Health	4/24/2023	900.00
Marisol Luna	Contractual/Consulting Services	Health	County Health	4/24/2023	345.00
Silvia Yolanda Martinez	Contractual/Consulting Services	Health	County Health	4/24/2023	230.00
Liliana Olayo	Contractual/Consulting Services	Health	County Health	4/24/2023	345.00
Berenice Tapia Mira	Contractual/Consulting Services	Health	County Health	4/24/2023	345.00
Community Organizing and Family Issues	Conferences and Meetings	Health	County Health	4/24/2023	875.00
Maria Leon	Employee Mileage Expense	Health	County Health	4/24/2023	109.91
Amazon Capital Services Inc	Operating Supplies	Health	County Health	4/24/2023	132.25
Fifth Third Bank	Operating Supplies	Health	County Health	4/24/2023	19.96
Kane County Fair	Contractual/Consulting Services	Health	County Health	4/24/2023	350.00
Fifth Third Bank	Contractual/Consulting Services	Health	County Health	4/24/2023	6.00
Peloton Inc dba Frank's Employment	Contractual/Consulting Services	Health	County Health	4/10/2023	627.48
Peloton Inc dba Frank's Employment	Contractual/Consulting Services	Health	County Health	4/10/2023	1,568.70
Peloton Inc dba Frank's Employment	Contractual/Consulting Services	Health	County Health	4/10/2023	1,431.75
Peloton Inc dba Frank's Employment	Contractual/Consulting Services	Health	County Health	4/24/2023	1,602.32
Peloton Inc dba Frank's Employment	Contractual/Consulting Services	Health	County Health	4/24/2023	1,568.70
Peloton Inc dba Frank's Employment	Contractual/Consulting Services	Health	County Health	4/24/2023	1,452.50
Peloton Inc dba Frank's Employment	Contractual/Consulting Services	Health	County Health	4/24/2023	1,452.50

Peloton Inc dba Frank's Employment	Contractual/Consulting Services	Health	County Health	4/24/2023	1,452.50
Peloton Inc dba Frank's Employment	Contractual/Consulting Services	Health	County Health	4/24/2023	1,568.70
Peloton Inc dba Frank's Employment	Contractual/Consulting Services	Health	County Health	4/24/2023	1,452.50
Peloton Inc dba Frank's Employment	Contractual/Consulting Services	Health	County Health	4/24/2023	1,452.50
KPMG LLP	Contractual/Consulting Services	Health	County Health	4/24/2023	109,419.18
Susan R Mrazek	Employee Mileage Expense	Health	County Health	4/24/2023	125.73
Kristina Brown	Employee Mileage Expense	Health	Kane Kares	4/24/2023	58.56
Insight Public Sector Inc	Operating Supplies	Health	Kane Kares	4/24/2023	308.85
Tamara Livingston dba T.S. Livingston Inc.	Contractual/Consulting Services	Health	Kane Kares	4/10/2023	750.00
Tamara Livingston dba T.S. Livingston Inc.	Contractual/Consulting Services	Health	Kane Kares	4/24/2023	1,200.00
Burnidge Properties Ltd	Building Space Rental	Health	Kane Kares	4/24/2023	1,802.28
Regents of University of Colorado	Employee Training	Health	Kane Kares	4/24/2023	70.00
RITAS Ministry	External Grants	Other- Countywide Expenses	American Rescue Plan	4/13/2023	41,454.00
Talented Tenth Social Services	External Grants	Other- Countywide Expenses	American Rescue Plan	4/24/2023	12,900.00
Mutual Ground	External Grants	Other- Countywide Expenses	American Rescue Plan	4/24/2023	69,434.28
Baker Tilly Virchow Krause, LLP	Certified Audit Contract	Other- Countywide Expenses	American Rescue Plan	4/24/2023	2,860.00
Fifth Third Bank	Conferences and Meetings	Veterans' Commission	Veterans' Commission	4/24/2023	410.00
Fifth Third Bank	Employee Training	Veterans' Commission	Veterans' Commission	4/24/2023	54.00
Fifth Third Bank	Conferences and Meetings	Information Technologies	IL Counties Information Mgmt	4/24/2023	24.00
Cassie Design	Contractual/Consulting Services	Information Technologies	Web Technical Services	4/24/2023	1,575.00
Harris Computer Systems (Municipal Software)	Software Licensing Cost	Information Technologies	Web Technical Services	4/10/2023	763.00
Harris Computer Systems (Municipal Software)	Software Licensing Cost	Information Technologies	Web Technical Services	4/10/2023	6,431.00
Fifth Third Bank	Software Licensing Cost	Information Technologies	Web Technical Services	4/24/2023	218.88
Insight Public Sector Inc	Repairs and Maint- Computers	Information Technologies	Web Technical Services	4/24/2023	440.48
Paddock Publications (Daily Herald)	Legal Printing	Development	Community Dev Block Program	4/10/2023	51.75
Christopher Dall	Employee Mileage Expense	Development	Community Dev Block Program	4/10/2023	3.93
Spillane and Sons Ltd.	Miscellaneous Contractual Exp	Development	Community Dev Block Program	4/10/2023	36,800.00
Spillane and Sons Ltd.	Miscellaneous Contractual Exp	Development	Community Dev Block Program	4/10/2023	11,635.14
Fifth Third Bank	Office Supplies	Development	Community Dev Block Program	4/24/2023	1.99
Paddock Publications (Daily Herald)	Legal Printing	Development	HOME Program	4/10/2023	51.75
Habitat for Humanity of Northern Fox Valley	Miscellaneous Contractual Exp	Development	HOME Program	4/24/2023	75,100.00
Pathways Community Network Institute	Contractual/Consulting Services	Development	Homeless Management Info Systems	4/10/2023	3,093.52
Pathways Community Network Institute	Contractual/Consulting Services	Development	Homeless Management Info Systems	4/24/2023	6,584.51
Clark Dietz Inc	Miscellaneous Contractual Exp	Development	CDBG-CV	4/10/2023	4,882.51
Richard Vanderforest	Employee Mileage Expense	Development	Homeless Prevention Program	4/24/2023	105.78
Spencer J. Anderson	Miscellaneous Contractual Exp	Development	Homeless Prevention Program	4/24/2023	1,780.00
Asumoni Property Management LLC	Miscellaneous Contractual Exp	Development	Homeless Prevention Program	4/24/2023	675.00
Aurora Heights Apartments LLC	Miscellaneous Contractual Exp	Development	Homeless Prevention Program	4/24/2023	985.00
Aurora Heights Apartments LLC	Miscellaneous Contractual Exp	Development	Homeless Prevention Program	4/24/2023	985.00
Aurora Heights Apartments LLC	Miscellaneous Contractual Exp	Development	Homeless Prevention Program	4/24/2023	1,080.00
Mary Hager-Swanson	Miscellaneous Contractual Exp	Development	Homeless Prevention Program	4/24/2023	905.00
Paul N Schmolke dba Weststar Industries LLC	Miscellaneous Contractual Exp	Development	Homeless Prevention Program	4/24/2023	900.00
Preferred Home Realty (DBA Preferred Management)	Miscellaneous Contractual Exp	Development	Homeless Prevention Program	4/24/2023	900.00
Preferred Home Realty (DBA Preferred Management)	Miscellaneous Contractual Exp	Development	Homeless Prevention Program	4/24/2023	1,000.00
Preferred Home Realty (DBA Preferred Management)	Miscellaneous Contractual Exp	Development	Homeless Prevention Program	4/24/2023	950.00
Preferred Home Realty (DBA Preferred Management)	Miscellaneous Contractual Exp	Development	Homeless Prevention Program	4/24/2023	1,000.00
Tongs Brother Inc	Miscellaneous Contractual Exp	Development	Homeless Prevention Program	4/24/2023	850.00
Tongs Brother Inc	Miscellaneous Contractual Exp	Development	Homeless Prevention Program	4/24/2023	730.00
Tongs Brother Inc	Miscellaneous Contractual Exp	Development	Homeless Prevention Program	4/24/2023	640.00
Todd R Von Ohlen	Miscellaneous Contractual Exp	Development	Homeless Prevention Program	4/24/2023	850.00
Pale Blue Dot, LLC	Contractual/Consulting Services	Environmental Management	Elec Agg Civic Contribution	4/24/2023	6,780.00
A3 Environmental, LLC	Blighted Structure Demolition	Development	Blighted Structure Demolition	4/24/2023	2,000.00
Special Project Staffing dba The Salem Group	Contractual/Consulting Services	County Board	Farmland Preservation	4/24/2023	315.00
Special Project Staffing dba The Salem Group	Contractual/Consulting Services	County Board	Farmland Preservation	4/24/2023	299.25
Special Project Staffing dba The Salem Group	Contractual/Consulting Services	County Board	Farmland Preservation	4/24/2023	330.75
Special Project Staffing dba The Salem Group	Contractual/Consulting Services	County Board	Farmland Preservation	4/24/2023	330.75

Special Project Staffing dba The Salem Group	Contractual/Consulting Services	County Board	Farmland Preservation	4/24/2023	315.00
Special Project Staffing dba The Salem Group	Contractual/Consulting Services	County Board	Farmland Preservation	4/24/2023	315.00
Special Project Staffing dba The Salem Group	Contractual/Consulting Services	County Board	Farmland Preservation	4/24/2023	315.00
Special Project Staffing dba The Salem Group	Contractual/Consulting Services	County Board	Farmland Preservation	4/24/2023	315.00
Special Project Staffing dba The Salem Group	Contractual/Consulting Services	County Board	Farmland Preservation	4/24/2023	315.00
Kinnally Flaherty Krentz Lorán Hodge & Masur PC	Legal Services	County Board	Farmland Preservation	4/24/2023	769.50
Fifth Third Bank	Conferences and Meetings	County Board	Farmland Preservation	4/24/2023	250.00
County of Kendall	Prepaid Expense		Workforce Development	4/10/2023	800.00
Jeffrey W. Richardson	Prepaid Expense		Workforce Development	4/24/2023	3,144.51
Batavia Enterprises, Inc	Prepaid Expense		Workforce Development	4/24/2023	19,412.94
Fifth Third Bank	Prepaid Gasoline Card		Workforce Development	4/24/2023	1,000.00
Rock Gate Capital, LLC (dba 160 Driving Academy)	DT ITA	- WIOA 21	Workforce Development	4/10/2023	5,401.00
Diane Turner	Employee Mileage Expense	- WIOA 22	Workforce Development	4/24/2023	19.65
Warehouse Direct, Inc.	Office Supplies	- WIOA 22	Workforce Development	4/10/2023	17.67
Warehouse Direct, Inc.	Office Supplies	- WIOA 22	Workforce Development	4/24/2023	21.56
Impact Networking, LLC	Office Supplies	- WIOA 22	Workforce Development	4/24/2023	132.09
Business and Career Services Incorporated	Miscellaneous Contractual Exp	- WIOA 22	Workforce Development	4/10/2023	6,299.54
Business and Career Services Incorporated	Work Based Learning Activities	- WIOA 22	Workforce Development	4/10/2023	191.85
Grundy-Kendall Regional Office of Education	Miscellaneous Contractual Exp	- WIOA 22	Workforce Development	4/10/2023	1,071.54
Grundy-Kendall Regional Office of Education	Miscellaneous Contractual Exp	- WIOA 22	Workforce Development	4/10/2023	930.28
Grundy-Kendall Regional Office of Education	Work Based Learning Activities	- WIOA 22	Workforce Development	4/10/2023	923.78
Grundy-Kendall Regional Office of Education	Work Based Learning Activities	- WIOA 22	Workforce Development	4/10/2023	813.03
Grundy-Kendall Regional Office of Education	Youth Supportive Services	- WIOA 22	Workforce Development	4/10/2023	30.00
Business and Career Services Incorporated	Miscellaneous Contractual Exp	- WIOA 22	Workforce Development	4/10/2023	4,815.18
National Youth Advocate Program, Inc.	Miscellaneous Contractual Exp	- WIOA 22	Workforce Development	4/10/2023	2,215.86
Waubensee Community College	Miscellaneous Contractual Exp	- WIOA 22	Workforce Development	4/10/2023	0.60
Parents Alliance Employment Project	Miscellaneous Contractual Exp	- WIOA 22	Workforce Development	4/24/2023	4,314.09
Business and Career Services Incorporated	Work Based Learning Activities	- WIOA 22	Workforce Development	4/10/2023	6,745.79
Parents Alliance Employment Project	Work Based Learning Activities	- WIOA 22	Workforce Development	4/24/2023	11,109.90
Business and Career Services Incorporated	Youth Supportive Services	- WIOA 22	Workforce Development	4/10/2023	276.78
Parents Alliance Employment Project	Youth Supportive Services	- WIOA 22	Workforce Development	4/24/2023	1,015.91
Business and Career Services Incorporated	YOUTH OJT	- WIOA 22	Workforce Development	4/10/2023	1,390.77
Kishwaukee College	Miscellaneous Contractual Exp	- WIOA 22	Workforce Development	4/10/2023	8,772.69
Kishwaukee College	Miscellaneous Contractual Exp	- WIOA 22	Workforce Development	4/24/2023	9,125.96
Kishwaukee College	Work Based Learning Activities	- WIOA 22	Workforce Development	4/10/2023	9,561.06
Kishwaukee College	Work Based Learning Activities	- WIOA 22	Workforce Development	4/24/2023	10,253.73
Kishwaukee College	Youth Supportive Services	- WIOA 22	Workforce Development	4/10/2023	638.76
Kishwaukee College	Youth Supportive Services	- WIOA 22	Workforce Development	4/24/2023	3,172.02
Grundy-Kendall Regional Office of Education	Miscellaneous Contractual Exp	- WIOA 22	Workforce Development	4/10/2023	4,470.87
Grundy-Kendall Regional Office of Education	Miscellaneous Contractual Exp	- WIOA 22	Workforce Development	4/10/2023	4,676.38
Grundy-Kendall Regional Office of Education	Work Based Learning Activities	- WIOA 22	Workforce Development	4/10/2023	1,381.89
Grundy-Kendall Regional Office of Education	Work Based Learning Activities	- WIOA 22	Workforce Development	4/10/2023	966.97
Grundy-Kendall Regional Office of Education	Youth Supportive Services	- WIOA 22	Workforce Development	4/10/2023	228.25
Grundy-Kendall Regional Office of Education	Youth Supportive Services	- WIOA 22	Workforce Development	4/10/2023	195.00
Grundy-Kendall Regional Office of Education	Academic/Pre-Vocational Services	- WIOA 22	Workforce Development	4/10/2023	215.00
Mlady Commercial Services Inc	Janitorial Services	- WIOA 22	Workforce Development	4/24/2023	88.00
Roberto D. Rivera	Employee Mileage Expense	- WIOA 22	Workforce Development	4/10/2023	16.51
Renata Robinson	Employee Mileage Expense	- WIOA 22	Workforce Development	4/10/2023	134.41
Employment & Employer Services, Inc.	Work Based Learning Activities	- WIOA 22	Workforce Development	4/10/2023	11,176.67
Fifth Third Bank	Internet	- WIOA 22	Workforce Development	4/24/2023	63.98
Rock Gate Capital, LLC (dba 160 Driving Academy)	DT ITA	- WIOA 22	Workforce Development	4/10/2023	5,401.00
West Chicago Professional Center, Inc.	DT ITA	- WIOA 22	Workforce Development	4/10/2023	5,000.00
West Chicago Professional Center, Inc.	DT ITA	- WIOA 22	Workforce Development	4/10/2023	4,950.00
CDL America, Inc.	DT ITA	- WIOA 22	Workforce Development	4/10/2023	5,250.00
Diana L. Perez	DT ITA	- WIOA 22	Workforce Development	4/24/2023	307.00

Rock Gate Capital, LLC (dba 160 Driving Academy)	DT ITA	- WIOA 22	Workforce Development	4/24/2023	87.00
Rock Gate Capital, LLC (dba 160 Driving Academy)	DT ITA	- WIOA 22	Workforce Development	4/24/2023	5,000.00
Waubensee Community College	DT ITA	- WIOA 22	Workforce Development	4/24/2023	578.75
Adtalem Global Eductn dba Chamberlain University	DT ITA	- WIOA 22	Workforce Development	4/24/2023	588.24
Adtalem Global Eductn dba Chamberlain University	DT ITA	- WIOA 22	Workforce Development	4/24/2023	206.94
Centor North America, Inc.	DT OJT (On the Job Training)	- WIOA 22	Workforce Development	4/10/2023	15,912.00
Sapphire Ingram	SS Transportation Assistance	- WIOA 22	Workforce Development	4/10/2023	36.68
National Youth Advocate Program, Inc.	SS Other Supportive Services	- WIOA 22	Workforce Development	4/10/2023	1,486.75
Kelly Ann Waynauskas	Employee Mileage Expense	- WIOA 22	Workforce Development	4/10/2023	19.26
Kelly Ann Waynauskas	Employee Mileage Expense	- WIOA 22	Workforce Development	4/10/2023	19.26
Deborah Lee Sheppard	Employee Mileage Expense	- WIOA 22	Workforce Development	4/10/2023	98.25
Deborah Lee Sheppard	Employee Mileage Expense	- WIOA 22	Workforce Development	4/10/2023	98.25
Deborah Lee Sheppard	Employee Mileage Expense	- WIOA 22	Workforce Development	4/24/2023	294.75
Kelly Ann Waynauskas	Employee Mileage Expense	- WIOA 22	Workforce Development	4/24/2023	20.04
Kelly Ann Waynauskas	Employee Mileage Expense	- WIOA 22	Workforce Development	4/24/2023	20.04
Microtrain Technologies	DT ITA	- WIOA 22	Workforce Development	4/10/2023	2,040.00
West Chicago Professional Center, Inc.	DT ITA	- WIOA 22	Workforce Development	4/10/2023	4,950.00
Northern Illinois University	DT ITA	- WIOA 22	Workforce Development	4/24/2023	1,000.00
Novarini Emelya Sihite	DT ITA	- WIOA 22	Workforce Development	4/24/2023	74.99
Tiffany N. Frazier	SS Transportation Assistance	- WIOA 22	Workforce Development	4/10/2023	157.00
Tiffany N. Frazier	SS Transportation Assistance	- WIOA 22	Workforce Development	4/10/2023	208.68
Laura Lee Santiago	SS Transportation Assistance	- WIOA 22	Workforce Development	4/24/2023	144.31
Laura Lee Santiago	SS Transportation Assistance	- WIOA 22	Workforce Development	4/24/2023	146.15
Alpha Truck Driving School Inc	DT ITA	- WIOA 22	Workforce Development	4/10/2023	6,949.00
Kristine C Darvin	DT ITA	- WIOA 22	Workforce Development	4/10/2023	738.72
First Institute Training & Management Corporation	DT ITA	- WIOA 22	Workforce Development	4/24/2023	5,000.00
Mechanics Local 701 Training Fund	DT ITA	- WIOA 22	Workforce Development	4/24/2023	4,050.00
Rock Gate Capital, LLC (dba 160 Driving Academy)	DT ITA	- WIOA 22	Workforce Development	4/24/2023	5,413.00
Rock Gate Capital, LLC (dba 160 Driving Academy)	DT ITA	- WIOA 22	Workforce Development	4/24/2023	5,488.00
Wolf Driving School, Inc.	DT ITA	- WIOA 22	Workforce Development	4/24/2023	5,336.50
Elgin Community College	DT Class Size Training	- WIOA 22	Workforce Development	4/10/2023	16,699.88
Jovan Gilbert	SS Transportation Assistance	- WIOA 22	Workforce Development	4/10/2023	403.49
Lucas A. Howard	SS Transportation Assistance	- WIOA 22	Workforce Development	4/10/2023	149.34
Jovan Gilbert	SS Transportation Assistance	- WIOA 22	Workforce Development	4/24/2023	403.49
Lydia Nevaeh Flores	SS Transportation Assistance	- WIOA 22	Workforce Development	4/24/2023	60.26
Lydia Nevaeh Flores	SS Transportation Assistance	- WIOA 22	Workforce Development	4/24/2023	120.52
Cheryl Weiler	Employee Mileage Expense	- WIOA 22	Workforce Development	4/10/2023	75.98
Cheryl Weiler	Employee Mileage Expense	- WIOA 22	Workforce Development	4/24/2023	53.45
Adtalem Global Eductn dba Chamberlain University	DT ITA	- WIOA 22	Workforce Development	4/10/2023	1,400.00
Rock Gate Capital, LLC (dba 160 Driving Academy)	DT ITA	- WIOA 22	Workforce Development	4/10/2023	5,401.00
Rock Gate Capital, LLC (dba 160 Driving Academy)	DT ITA	- WIOA 22	Workforce Development	4/10/2023	5,488.00
Rock Gate Capital, LLC (dba 160 Driving Academy)	DT ITA	- WIOA 22	Workforce Development	4/24/2023	5,488.00
Waubensee Community College	DT ITA	- WIOA 22	Workforce Development	4/24/2023	1,022.00
Adtalem Global Eductn dba Chamberlain University	DT ITA	- WIOA 22	Workforce Development	4/24/2023	1,200.00
Alamo Truck Driving School	DT ITA	- WIOA 22	Workforce Development	4/24/2023	4,995.00
Illinois College of Nursing, LLC	DT ITA	- WIOA 22	Workforce Development	4/24/2023	2,400.00
Microtrain Technologies	DT ITA	- WIOA 22	Workforce Development	4/24/2023	1,310.00
Jasmine P. Terry	SS Transportation Assistance	- WIOA 22	Workforce Development	4/10/2023	160.60
Stephanie Sankey	SS Transportation Assistance	- WIOA 22	Workforce Development	4/24/2023	280.36
Priscilla Nunez	SS Other Supportive Services	- WIOA 22	Workforce Development	4/24/2023	357.00
Mlady Commercial Services Inc	Janitorial Services	- WIOA 22	Workforce Development	4/24/2023	132.00
Roberto D. Rivera	Employee Mileage Expense	- WIOA 22	Workforce Development	4/10/2023	22.79
Renata Robinson	Employee Mileage Expense	- WIOA 22	Workforce Development	4/10/2023	101.39
Employment & Employer Services, Inc.	Work Based Learning Activities	- WIOA 22	Workforce Development	4/10/2023	16,764.97
Fifth Third Bank	Internet	- WIOA 22	Workforce Development	4/24/2023	95.97
CDL America, Inc.	DT ITA	- WIOA 22	Workforce Development	4/10/2023	5,250.00

Microtrain Technologies	DT ITA	- WIOA 22	Workforce Development	4/10/2023	1,260.00
West Chicago Professional Center, Inc.	DT ITA	- WIOA 22	Workforce Development	4/10/2023	4,950.00
Microtrain Technologies	DT ITA	- WIOA 22	Workforce Development	4/24/2023	4,255.00
Waubonsee Community College	DT ITA	- WIOA 22	Workforce Development	4/24/2023	5,035.85
Computer Training Source	DT ITA	- WIOA 22	Workforce Development	4/24/2023	2,893.00
National Youth Advocate Program, Inc.	SS Other Supportive Services	- WIOA 22	Workforce Development	4/10/2023	1,486.75
Deborah Lee Sheppard	Employee Mileage Expense	- WIOA 22	Workforce Development	4/10/2023	98.25
Deborah Lee Sheppard	Employee Mileage Expense	- WIOA 22	Workforce Development	4/10/2023	98.25
Kelly Ann Waynauskas	Employee Mileage Expense	- WIOA 22	Workforce Development	4/10/2023	20.04
Kelly Ann Waynauskas	Employee Mileage Expense	- WIOA 22	Workforce Development	4/10/2023	20.04
Kelly Ann Waynauskas	Employee Mileage Expense	- WIOA 22	Workforce Development	4/24/2023	19.26
Kelly Ann Waynauskas	Employee Mileage Expense	- WIOA 22	Workforce Development	4/24/2023	19.26
Deborah Lee Sheppard	Employee Mileage Expense	- WIOA 22	Workforce Development	4/24/2023	98.25
Illinois Institute of Nursing Studies, Inc.	DT ITA	- WIOA 22	Workforce Development	4/24/2023	3,998.00
Northern Illinois University	DT ITA	- WIOA 22	Workforce Development	4/24/2023	2,000.00
Northern Illinois University	DT ITA	- WIOA 22	Workforce Development	4/24/2023	2,000.00
Rock Valley College	DT ITA	- WIOA 22	Workforce Development	4/24/2023	1,531.00
Michael D. Lozano	SS Transportation Assistance	- WIOA 22	Workforce Development	4/10/2023	115.28
Michael D. Lozano	SS Transportation Assistance	- WIOA 22	Workforce Development	4/10/2023	115.28
Wolf Driving School, Inc.	DT ITA	- WIOA 22	Workforce Development	4/10/2023	6,836.50
Computer Training Source	DT ITA	- WIOA 22	Workforce Development	4/24/2023	2,695.00
Waubonsee Community College	DT ITA	- WIOA 22	Workforce Development	4/24/2023	1,795.00
West Chicago Professional Center, Inc.	DT ITA	- WIOA 22	Workforce Development	4/24/2023	4,950.00
William Rainey Harper College	DT ITA	- WIOA 22	Workforce Development	4/24/2023	1,483.50
Elgin Community College	DT Class Size Training	- WIOA 22	Workforce Development	4/10/2023	20,179.87
Cheryl Weiler	Employee Mileage Expense	- WIOA 22	Workforce Development	4/10/2023	55.02
Cheryl Weiler	Employee Mileage Expense	- WIOA 22	Workforce Development	4/24/2023	51.35
Jamealia Thomas	DT ITA	- WIOA 22	Workforce Development	4/10/2023	99.00
Waubonsee Community College	DT ITA	- WIOA 22	Workforce Development	4/24/2023	1,036.25
CDL America, Inc.	DT ITA	- WIOA 22	Workforce Development	4/24/2023	5,250.00
Waubonsee Community College	DT ITA	- TAA 21	Workforce Development	4/24/2023	420.00
Natey Ericson	SS Transportation Assistance	- TAA 21	Workforce Development	4/10/2023	93.00
Natey Ericson	SS Transportation Assistance	- TAA 21	Workforce Development	4/24/2023	139.50
Fifth Third Bank	Software Licensing Cost	Operating Pool	Workforce Development	4/24/2023	8,601.24
E J Rohn Company dba Specialty Mat Service	Professional Services	Operating Pool	Workforce Development	4/24/2023	43.14
E J Rohn Company dba Specialty Mat Service	Professional Services	Operating Pool	Workforce Development	4/24/2023	43.14
Fifth Third Bank	Professional Services	Operating Pool	Workforce Development	4/24/2023	115.96
Mlady Commercial Services Inc	Janitorial Services	Operating Pool	Workforce Development	4/24/2023	1,126.83
Cintas Corporation	Repairs and Maint- Buildings	Operating Pool	Workforce Development	4/24/2023	392.19
Pitney Bowes Global Financial Services LLC	Equipment Rental	Operating Pool	Workforce Development	4/10/2023	165.33
Warehouse Direct, Inc.	Office Supplies	Operating Pool	Workforce Development	4/10/2023	23.30
Warehouse Direct, Inc.	Office Supplies	Operating Pool	Workforce Development	4/10/2023	708.25
Warehouse Direct, Inc.	Office Supplies	Operating Pool	Workforce Development	4/10/2023	39.20
Warehouse Direct, Inc.	Office Supplies	Operating Pool	Workforce Development	4/24/2023	203.50
Warehouse Direct, Inc.	Office Supplies	Operating Pool	Workforce Development	4/24/2023	2.80
Warehouse Direct, Inc.	Office Supplies	Operating Pool	Workforce Development	4/24/2023	2.80
Fifth Third Bank	Office Supplies	Operating Pool	Workforce Development	4/24/2023	584.22
Fifth Third Bank	Postage	Operating Pool	Workforce Development	4/24/2023	67.40
Nicor Gas	Utilities- Natural Gas	Operating Pool	Workforce Development	4/10/2023	185.94
Nicor Gas	Utilities- Natural Gas	Operating Pool	Workforce Development	4/10/2023	93.94
City of Batavia	Utilities- Electric	Operating Pool	Workforce Development	4/24/2023	106.63
AT&T	Telephone	Operating Pool	Workforce Development	4/24/2023	26.18
Fifth Third Bank	Internet	Operating Pool	Workforce Development	4/24/2023	281.07
Kruis Inc (Sparkle Janitorial Service)	Janitorial Services	Operating Pool	Workforce Development	4/24/2023	950.00
Warehouse Direct, Inc.	Office Supplies	Operating Pool	Workforce Development	4/10/2023	122.67
Nicor Gas	Utilities- Natural Gas	Operating Pool	Workforce Development	4/10/2023	169.01

ComEd	Utilities- Electric	Operating Pool	Workforce Development	4/24/2023	128.99
Fifth Third Bank	Telephone	Operating Pool	Workforce Development	4/24/2023	62.84
Fifth Third Bank	Internet	Operating Pool	Workforce Development	4/24/2023	262.84
Fifth Third Bank	Office Supplies	Operating Pool	Workforce Development	4/24/2023	69.74
MCI	Telephone	Operating Pool	Workforce Development	4/24/2023	46.57
Fifth Third Bank	Internet	Operating Pool	Workforce Development	4/24/2023	169.90
Fifth Third Bank	Internet	One Stop - shared costs	Workforce Development	4/24/2023	267.67
E J Rohn Company dba Specialty Mat Service	Professional Services	One Stop - shared costs	Workforce Development	4/24/2023	41.09
E J Rohn Company dba Specialty Mat Service	Professional Services	One Stop - shared costs	Workforce Development	4/24/2023	41.09
Fifth Third Bank	Professional Services	One Stop - shared costs	Workforce Development	4/24/2023	110.44
Mlady Commercial Services Inc	Janitorial Services	One Stop - shared costs	Workforce Development	4/24/2023	1,073.17
Cintas Corporation	Repairs and Maint- Buildings	One Stop - shared costs	Workforce Development	4/24/2023	373.51
Paddock Publications (Daily Herald)	General Advertising	One Stop - shared costs	Workforce Development	4/10/2023	34.50
Impact Networking, LLC	Office Supplies	One Stop - shared costs	Workforce Development	4/24/2023	35.11
Nicor Gas	Utilities- Natural Gas	One Stop - shared costs	Workforce Development	4/10/2023	89.46
City of Batavia	Utilities- Electric	One Stop - shared costs	Workforce Development	4/24/2023	101.55
AT&T	Telephone	One Stop - shared costs	Workforce Development	4/24/2023	24.94
Fifth Third Bank	Communication/Web Host	One Stop - shared costs	Workforce Development	4/24/2023	35.00
National Youth Advocate Program, Inc.	Miscellaneous Contractual Exp	One Stop - shared costs	Workforce Development	4/10/2023	713.64
National Youth Advocate Program, Inc.	Miscellaneous Contractual Exp	One Stop - shared costs	Workforce Development	4/10/2023	5,991.02
Scott A. Hagemann	Contractual/Consulting Services	State's Attorney	Kane County Law Enforcement	4/10/2023	340.00
Midwest Computer Products Inc	Public Health Commodities - Coronavirus	Other- Countywide Expenses	Capital Projects	4/10/2023	20,769.90
Toshiba America Business Solutions Inc	Computers	Other- Countywide Expenses	Capital Projects	4/10/2023	2,950.00
Toshiba America Business Solutions Inc	Computers	Other- Countywide Expenses	Capital Projects	4/24/2023	3,471.00
Healy, Bender, Patton, & Been Architects	Contractual/Consulting Services	Other- Countywide Expenses	Capital Projects	4/10/2023	590.00
Healy, Bender, Patton, & Been Architects	Contractual/Consulting Services	Other- Countywide Expenses	Capital Projects	4/10/2023	1,072.50
Healy, Bender, Patton, & Been Architects	Contractual/Consulting Services	Other- Countywide Expenses	Capital Projects	4/10/2023	5,656.25
Healy, Bender, Patton, & Been Architects	Contractual/Consulting Services	Other- Countywide Expenses	Capital Projects	4/10/2023	2,208.75
Cordogan, Clark & Associates Inc	Building Improvements	Other- Countywide Expenses	Capital Projects	4/10/2023	44,770.48
Cordogan, Clark & Associates Inc	Building Improvements	Other- Countywide Expenses	Capital Projects	4/10/2023	18,566.80
Key Construction Group, Inc.	Building Improvements	Other- Countywide Expenses	Capital Projects	4/24/2023	9,660.34
Key Construction Group, Inc.	Building Improvements	Other- Countywide Expenses	Capital Projects	4/24/2023	7,768.05
Key Construction Group, Inc.	Building Improvements	Other- Countywide Expenses	Capital Projects	4/24/2023	2,328.23
Key Construction Group, Inc.	Building Improvements	Other- Countywide Expenses	Capital Projects	4/24/2023	1,925.40
Key Construction Group, Inc.	Building Improvements	Other- Countywide Expenses	Capital Projects	4/24/2023	1,432.72
Key Construction Group, Inc.	Building Improvements	Other- Countywide Expenses	Capital Projects	4/24/2023	1,685.64
Key Construction Group, Inc.	Building Improvements	Other- Countywide Expenses	Capital Projects	4/24/2023	2,382.46
Key Construction Group, Inc.	Building Improvements	Other- Countywide Expenses	Capital Projects	4/24/2023	1,305.59
Key Construction Group, Inc.	Building Improvements	Other- Countywide Expenses	Capital Projects	4/24/2023	2,478.97
Midwest Office Interiors , Inc.	Building Improvements	Other- Countywide Expenses	Capital Projects	4/24/2023	46,949.16
1 Source Mechanical, Inc.	Building Improvements	Other- Countywide Expenses	Capital Projects	4/24/2023	35,259.31
SteelSentry, Inc.	Special Purpose Equipment	Other- Countywide Expenses	Capital Projects	4/10/2023	27,362.20
Tiles In Style, LLC dba Taza Construction, LLC	Building Improvements	Other- Countywide Expenses	Judicial Facility Construction	4/24/2023	24,211.50
Shamrock Hardscapes & Restoration, Inc.	Repairs and Maintenance- Roads	Development	Mill Creek Special Service Area	4/10/2023	9,953.00
Cornerstone Partners Horticultural Services Co.	Repairs and Maint- Grounds	Development	Mill Creek Special Service Area	4/10/2023	361.18
Fifth Third Bank	Repairs and Maint- Grounds	Development	Mill Creek Special Service Area	4/24/2023	63.92
Fifth Third Bank	Repairs and Maint- Vehicles	Development	Mill Creek Special Service Area	4/24/2023	331.48
Fifth Third Bank	Office Supplies	Development	Mill Creek Special Service Area	4/24/2023	390.00
Nicor Gas	Utilities- Intersect Lighting	Development	Mill Creek Special Service Area	4/10/2023	97.17
ComEd	Utilities- Intersect Lighting	Development	Mill Creek Special Service Area	4/24/2023	159.46
ComEd	Utilities- Intersect Lighting	Development	Mill Creek Special Service Area	4/24/2023	392.21
ComEd	Utilities- Intersect Lighting	Development	Mill Creek Special Service Area	4/24/2023	6.50
ComEd	Utilities- Intersect Lighting	Development	Mill Creek Special Service Area	4/24/2023	299.58
BLA Inc	Engineering Services	Transportation	North Impact Fees	4/10/2023	13,197.85
TranSystems Corporation	Engineering Services	Transportation	South Impact Fees	4/24/2023	1,927.82
Zions Bank	Restricted Cash & Investments		Longmeadow Debt Service	4/30/2023	143,240.01

Clean Harbors Environmental Services, Inc.	Contractual/Consulting Services	Environmental Management	Enterprise Surcharge	4/10/2023	2,009.10
Clean Harbors Environmental Services, Inc.	Contractual/Consulting Services	Environmental Management	Enterprise Surcharge	4/10/2023	4,105.86
Clean Harbors Environmental Services, Inc.	Contractual/Consulting Services	Environmental Management	Enterprise Surcharge	4/24/2023	3,414.16
Everlights, Inc.	Professional Services	Environmental Management	Enterprise Surcharge	4/10/2023	607.90
Fifth Third Bank	Professional Services	Environmental Management	Enterprise Surcharge	4/24/2023	45.25
Toshiba America Business Solutions Inc	Office Supplies	Environmental Management	Enterprise Surcharge	4/24/2023	100.03
Fifth Third Bank	Operating Supplies	Environmental Management	Enterprise Surcharge	4/24/2023	25.75
Century Springs/Ove Water Services	Operating Supplies	Environmental Management	Enterprise Surcharge	4/24/2023	22.15
AssuredPartners Cap. dba Assured Partnrs of IL LLC	Contractual/Consulting Services	Other- Countywide Expenses	Health Insurance Fund	4/24/2023	9,000.00
Flexible Benefits Service, LLC	Healthcare Admin Services	Other- Countywide Expenses	Health Insurance Fund	4/24/2023	1,054.00
Health Care Service Corporation dba BCBSIL	Healthcare - Stop Loss Insurance	Other- Countywide Expenses	Health Insurance Fund	4/24/2023	(23,320.49)
Fidelity Security Life Insurance Company (Eyemed)	Healthcare - Vision Insurance	Other- Countywide Expenses	Health Insurance Fund	4/10/2023	6,789.16
Cigna Health and Life Insurance Company	Healthcare - Dental Insurance	Other- Countywide Expenses	Health Insurance Fund	4/24/2023	61,579.26
Sun Life Assurance Company of Canada	Healthcare - Life Insurance	Other- Countywide Expenses	Health Insurance Fund	4/10/2023	3,993.72
Catilize Health, Inc. dba Catilize Health	Healthcare - Medical Expense Reimbursement	Other- Countywide Expenses	Health Insurance Fund	4/24/2023	11,786.81
Catilize Health, Inc. dba Catilize Health	Healthcare - Medical Expense Reimbursement	Other- Countywide Expenses	Health Insurance Fund	4/24/2023	15,381.13
Health Care Service Corporation dba BCBSIL	Healthcare - Stop Loss Insurance	Other- Countywide Expenses	Health Insurance Fund	4/24/2023	59,830.94
Health Care Service Corporation dba BCBSIL	Self Insured Healthcare Claims	Other- Countywide Expenses	Health Insurance Fund	4/24/2023	632,958.99
Health Care Service Corporation dba BCBSIL	Self Insured Healthcare Claims Administration	Other- Countywide Expenses	Health Insurance Fund	4/24/2023	21,185.49
Health Care Service Corporation dba BCBSIL	Healthcare Facility Access Fee	Other- Countywide Expenses	Health Insurance Fund	4/24/2023	534.91
Health Care Service Corporation dba BCBSIL	Healthcare Credits	Other- Countywide Expenses	Health Insurance Fund	4/24/2023	(29,125.67)
Health Care Service Corporation dba BCBSIL	Healthcare - Stop Loss Insurance	Other- Countywide Expenses	Health Insurance Fund	4/24/2023	46,178.08
Health Care Service Corporation dba BCBSIL	Self Insured Healthcare Claims	Other- Countywide Expenses	Health Insurance Fund	4/24/2023	634,737.18
Health Care Service Corporation dba BCBSIL	Self Insured Healthcare Claims Administration	Other- Countywide Expenses	Health Insurance Fund	4/24/2023	30,672.92
Health Care Service Corporation dba BCBSIL	Healthcare HMO Managed Care Fee	Other- Countywide Expenses	Health Insurance Fund	4/24/2023	8,701.60
Health Care Service Corporation dba BCBSIL	Healthcare Physician Services Fee	Other- Countywide Expenses	Health Insurance Fund	4/24/2023	203,436.81
Health Care Service Corporation dba BCBSIL	Healthcare Credits	Other- Countywide Expenses	Health Insurance Fund	4/24/2023	(46,863.48)
Humana Insurance Company	Healthcare - Health Insurance	Other- Countywide Expenses	Health Insurance Fund	4/10/2023	9,833.92
Mary Beth Kluber	Accrued Liabilities		Special Trust	4/13/2023	9,000.00
John F. Harahan	Distribution	Information Technologies	911 Emergency Surcharge	4/10/2023	1,950.00
Voiance Language Services, LLC	Distribution	Information Technologies	911 Emergency Surcharge	4/24/2023	288.75
AT&T	Distribution	Information Technologies	911 Emergency Surcharge	4/24/2023	217.92
Illinois Department of Revenue	Accrued Liabilities		Recorder's Rental Surcharge	4/3/2023	33,372.00
Flexible Benefits Service, LLC	Accrued Liabilities		Flexible Spending Account	4/10/2023	11,953.16
Flexible Benefits Service, LLC	Accrued Liabilities		Flexible Spending Account	4/24/2023	5,061.61
Flexible Benefits Service, LLC	Accrued Liabilities		Flexible Spending Account	4/24/2023	6,321.62
State of Illinois Treasurer	Accrued Liabilities		County Clerk Domestic Violence	4/24/2023	1,175.00
IL Dept of Public Health, Div of Vital Records	Accrued Liabilities		Death Certificates	4/24/2023	10,216.00
Illinois Department of Revenue	Accrued Liabilities		State Real Estate Transfer Tax	4/3/2023	325,556.00
				2009	6,236,751.70

STATE OF ILLINOIS)
 SS.
COUNTY OF KANE)

PRESENTATION/DISCUSSION NO. TMP-23-744

**PRESENTATION: LONGMEADOW PARKWAY BRIDGE TOLL BONDS
PROPOSED ORDINANCE TO DEFEASE DEBT**

Longmeadow Parkway Bridge Toll Bonds

Proposed Ordinance to Defease Debt

KANE COUNTY COMMITTEE OF THE WHOLE

MAY 23, 2023

Recommended Defeasance Plan

Opportunity

- Kane County has identified funding to defease a portion of the \$26,550,000 in outstanding Longmeadow Toll Bridge Revenue Bonds
 - \$17,500,000 in grant funds from the Illinois Department of Commerce and Economic Opportunity (DCEO)
 - \$581,061 in interest earned remaining from the proceeds of the bond issuance in 2018

Considerations

- Intent - \$17.5m in State DCEO funds were specifically requested to reduce toll bond debt service and alleviate need for a Toll
- Legal
 - DCEO restricts use of \$17.5m grant for Longmeadow Bridge construction costs
 - Federal tax laws – establishment of escrows/cap on investment yields
- Financial –
 - Take advantage of current high interest rates when depositing funds with Escrow agent
 - Eliminate yearly principal and interest appropriations through the bond call date

Next Steps

- Board Action to ratify Ordinance to defease bonds

Background

Purpose	Finance the construction of the Longmeadow Parkway Bridge
Issued	December 4, 2018; Tax Exempt
Original Amount Issued	\$27,060,000 (Principal) \$23,357,978 (Interest) \$50,417,978 (Total)
Debt Service funding	To be paid with toll revenues and if insufficient, RTA Transportation Sales Tax
Amounts Paid to Date	\$510,000 in Principal using County RTA Transportation Sales Tax revenues \$609,384 in Interest using County RTA Transportation Sales Tax revenues \$4,357,098 in Interest using capitalized bond proceeds
Principal Outstanding	\$26,550,000
Final Maturity	December 15, 2048
Call Feature	Bonds due on and after December 15, 2029, are callable on December 15, 2028, at par
Total amount of callable Bonds	\$22,890,000
Other	Bonds secured by a Trust Indenture; Trustee is Zions Bancorporation

Debt Service Requirements until the Call Date

(12/15/2023 to and including 12/15/2028)

Date	Principal	Interest	Total
12/15/2023	\$540,000.00	\$ 596,634.38	\$1,136,634.38
06/15/2024		\$ 583,134.38	\$583,134.38
12/15/2024	\$ 565,000.00	\$ 583,134.38	\$1,148,134.38
06/15/2025		\$ 569,009.38	\$569,009.38
12/15/2025	\$ 595,000.00	\$ 569,009.38	\$1,164,009.38
06/15/2026		\$ 554,134.38	\$554,134.38
12/15/2026	\$ 620,000.00	\$ 554,134.38	\$1,174,134.38
06/15/2027		\$ 538,634.38	\$538,634.38
12/15/2027	\$ 655,000.00	\$ 538,634.38	\$1,193,634.38
06/15/2028		\$ 522,259.38	\$522,259.38
12/15/2028	\$ 685,000.00	\$ 522,259.38	\$1,207,259.38
Total	\$ 3,660,000.00	\$ 6,130,978.18	\$9,790,978.18

Considerations

Grant Restrictions

- State has restricted the use of the Grant to reimbursement for the construction costs of the Longmeadow Parkway Bridge, including costs previously paid with proceeds of the Bonds

Federal Tax Laws

- Under federal tax law, the Grant funds are “replacement proceeds” of the Bonds and the County must use the Grant funds to pay debt service on the Bonds
- County should establish a defeasance escrow with the Grant funds as defined by Trust Indenture

“Defeasance” satisfied –

- The irrevocable deposit of Grant funds with the Trustee and the investment of the same in U.S. Treasury obligations, the principal and interest on which is sufficient to meet the payment requirements on the Bonds, will result in a “defeasance”
 - Yield on the investment of the Grant funds may not exceed the yield on the Bonds, the same being 4.1741%.
 - Defeasance escrow may be funded with U.S. Treasury obligations– State and Local Government Series (SLGS) which are non-marketable U.S. Treasury securities available only for purchase by issuers of tax-exempt bonds.
 - Sale of new SLGS currently suspended due to the federal debt limit impasse. If SLGS window remains closed when defeasance escrow is funded, County will need to retain a bidding agent and purchase open market U.S. Treasuries

Escrow Plan of Finance

RECOMMENDED APPROACH: DEFEASE ALL DEBT SERVICE TO 2028

- Defeasance escrow investments are used to pay all debt service on the Bonds from December 15, 2023, to and including December 15, 2028
- Remaining escrow funds will be used to redeem a portion of the callable Bonds on December 15, 2028 - approximately \$11,150,000.*
- The amount of callable Bonds which would remain outstanding - approximately \$11,740,000.*
- No RTA Sales Tax required

Date	Principal	Interest	Total Debt Service	Debt Service Paid by Escrow*	Debt Service Paid by County*
12/15/2023	\$ 540,000.00	\$ 596,634.38	\$ 1,136,634.38	\$ 1,136,634.38	0.00
06/15/2024		\$ 583,134.38	583,134.38	583,134.38	0.00
12/15/2024	\$ 565,000.00	\$ 583,134.38	1,148,134.38	1,148,134.38	0.00
06/15/2025		\$ 569,009.38	569,009.38	569,009.38	0.00
12/15/2025	\$ 595,000.00	\$ 569,009.38	1,164,009.38	1,164,009.38	0.00
06/15/2026		\$ 554,134.38	554,134.38	554,134.38	0.00
12/15/2026	\$ 620,000.00	\$ 554,134.38	1,174,134.38	1,174,134.38	0.00
06/15/2027		\$ 538,634.38	538,634.38	538,634.38	0.00
12/15/2027	\$ 655,000.00	\$ 538,634.38	1,193,634.38	1,193,634.38	0.00
06/15/2028		\$ 522,259.38	522,259.38	522,259.38	0.00
12/15/2028	\$ 685,000.00	\$ 522,259.38	1,207,259.38	1,207,259.38	0.00
Total	\$ 3,660,000.00	\$ 6,130,978.18	\$ 9,790,978.18	\$ 9,790,978.18	

*Preliminary numbers, provided by Speer Financial Inc., are based on SLGS rates as of May 16, 2023, and are subject to change. Preliminary numbers assume the contribution of \$581,061 of interest in the Series 2018 Bond Project Fund.

Escrow Plan of Finance

OTHER OPTION: DEFEASE BONDS WITH THE HIGHEST COUPONS

- Defeasance escrow investments are used to pay all debt service on the highest coupon Bonds.
- Defeasance escrow investments are not sufficient to pay all debt service on the Bonds—the County would still need to pay interest on a portion of the Bonds.
- The amount of callable Bonds that could be redeemed on December 15, 2028 - approximately \$13,525,000.*
- The amount of callable Bonds which would remain outstanding - approximately \$9,365,000.*
- RTA Sales Tax funds required

Date	Principal	Interest	Total Debt Service	Debt Service Paid by Escrow*	Debt Service Paid by County*
12/15/2023	\$ 540,000.00	\$ 596,634.38	\$ 1,136,634.38	\$ 999,850.00	\$ 136,784.38
06/15/2024		\$ 583,134.38	583,134.38	446,350.00	136,784.38
12/15/2024	\$ 565,000.00	\$ 583,134.38	1,148,134.38	1,011,350.00	136,784.38
06/15/2025		\$ 569,009.38	569,009.38	432,225.00	136,784.38
12/15/2025	\$ 595,000.00	\$ 569,009.38	1,164,009.38	1,027,225.00	136,784.38
06/15/2026		\$ 554,134.38	554,134.38	417,350.00	136,784.38
12/15/2026	\$ 620,000.00	\$ 554,134.38	1,174,134.38	1,037,350.00	136,784.38
06/15/2027		\$ 538,634.38	538,634.38	401,850.00	136,784.38
12/15/2027	\$ 655,000.00	\$ 538,634.38	1,193,634.38	1,056,850.00	136,784.38
06/15/2028		\$ 522,259.38	522,259.38	385,475.00	136,784.38
12/15/2028	\$ 685,000.00	\$ 522,259.38	1,207,259.38	1,070,475.00	136,784.38
Total	\$ 3,660,000.00	\$ 6,130,978.18	\$ 9,790,978.18	\$ 8,286,350.00	\$ 1,504,628.18

*Preliminary numbers, provided by Speer Financial Inc., are based on SLGS rates as of May 16, 2023, and are subject to change. Preliminary numbers also assume the contribution of \$581,061 of interest in the Series 2018 Bond Project Fund.

Daniel Forbes

 SPEER FINANCIAL, INC.

Kyle Harding

CHAPMAN
Focused on Finance

STATE OF ILLINOIS)

SS.

COUNTY OF KANE)

ORDINANCE NO. 23-235

**PROVIDING FOR THE PAYMENT OF TOLL BRIDGE REVENUE BONDS
(SALES TAX SUPPORTED), SERIES 2018, OF THE COUNTY OF KANE,
ILLINOIS, IN ADVANCE OF MATURITY, AND AUTHORIZING AND
DIRECTING THE EXECUTION OF AN ESCROW AGREEMENT IN
CONNECTION THEREWITH**

Due to the length of document, see attached for information.



RESOLUTION / ORDINANCE EXECUTIVE SUMMARY ADDENDUM

Title

Providing for the Payment of Toll Bridge Revenue Bonds (Sales Tax Supported), Series 2018, of the County of Kane, Illinois, in Advance of Maturity, and Authorizing and Directing the Execution of an Escrow Agreement in Connection Therewith

Committee Flow:

Finance and Budget Committee, Executive Committee, County Board

Contact:

Kathleen Hopkinson, 630.845.7872

Budget Information:

Was this item budgeted? N/A	Appropriation Amount: \$N/A
If not budgeted, explain funding source: Budget adjustments to be made to account for transaction	

Summary:

The County will be receiving a \$17.5 million grant (Grant) from the State of Illinois Department of Commerce and Economic Opportunity that will provide reimbursement for a portion of the Longmeadow Parkway bridge construction costs which were previously paid from the proceeds of the Longmeadow Toll Bridge Revenue Bonds (Bonds). These Grant funds are “replacement proceeds” of the Bonds and the County must use these Grant funds to pay debt service on the Bonds. Currently, \$26,550,000 in Bond principal remains and the Bonds are callable on December 15, 2028. The County also has approximately \$581,000 in interest earned remaining from the original Toll Bridge Revenue Bond proceeds which can be used to fund debt service.

This Ordinance authorizes the payment and redemption of a portion of such Bonds with the proceeds, interest earned, and other funding as may be determined, and authorizes and directs the execution of an escrow agreement with Zions Bancorporation. Final amounts will be added to the Ordinance once the \$17.5 grant is received, final interest earned amounts are calculated, and any other funding amounts are determined.

Staff recommends approval of the Ordinance.

MINUTES of a regular public meeting of the County Board of
The County of Kane, Illinois, held at the Kane County Government
Center, 719 South Batavia Avenue, Building A, Geneva, Illinois, in
said County at 9:45 o'clock A.M., on the 13th day of June, 2023.

* * *

Chair Corinne Pierog called the meeting to order and directed the County Clerk to call the roll.

Upon the roll being called, the Chair and the following County Board Members were physically present at said location: ALLAN, BATES, BERMAN, DAUGHERTY*, FORD, GUMZ*, IQBAL, JUBY, KENYON, KIOUS, LENERT, LEWIS, LINDER, MOLINA, ROTH, SANCHEZ, SILVA, STRATHMANN, SURGES*, TARVER, TEPE, WILLIAMS, YOUNG, MADAM CHAIR PIEROG.

(* remote attendance)

The following County Board Members were absent and did not participate in the meeting in any manner or to any extent whatsoever: DAVOUST.

Chair Pierog announced that, in connection with the expected receipt of a \$17,500,000 grant from the State of Illinois for costs associated with the Longmeadow Parkway Bridge project, it is necessary for the County to authorize the use of the grant to reimburse the County for such costs, including such costs paid with the proceeds of the County's Toll Bridge Revenue Bonds (Sales Tax Supported), Series 2018. Chair Pierog further stated that it is also necessary for the County to authorize the use of the reimbursed funds to pay and redeem certain of said Bonds and related costs and that the County Board would next consider the adoption of an ordinance providing for the payment and redemption of such Bonds and authorizing and directing the execution of an escrow agreement with Zions Bancorporation in connection therewith.

Whereupon County Board Member LINDER presented and the County Clerk read by title an ordinance as follows, a copy of which was provided to each County Board Member prior to said meeting and to everyone in attendance at said meeting who requested a copy:

AN ORDINANCE (#23-235) providing for the payment of Toll Bridge Revenue Bonds (Sales Tax Supported), Series 2018, of The County of Kane, Illinois, in advance of maturity, and authorizing and directing the execution of an Escrow Agreement in connection therewith.

* * *

WHEREAS, The County of Kane, Illinois (the “*County*”), is a duly organized and existing unit of local government created and existing under the provisions of the laws of the State of Illinois, and is now operating under the provisions of the Counties Code of the State of Illinois, as amended; and

WHEREAS, the County has issued and has outstanding Toll Bridge Revenue Bonds (Sales Tax Supported), Series 2018 (the “*Bonds*”); and

WHEREAS, the Bonds were issued to finance the construction of the Longmeadow Parkway Bridge (the “*Project*”); and

WHEREAS, the State of Illinois has appropriated \$17,500,000 for a grant to the County for costs associated with the Project (the “*Grant*”); and

WHEREAS, the County expects to receive of the Grant in the near future; and

WHEREAS, receipt of the Grant was unexpected at the time the Bonds were issued; and

WHEREAS, the County Board of the County (the “*County Board*”) hereby finds that it is advisable, necessary and in the best interests of the County to approve the use of the Grant to reimburse Project expenditures, including Project expenditures paid with proceeds of the Bonds (the “*Reimbursed Funds*”); and

WHEREAS, the County Board hereby further finds that it is advisable, necessary and in the best interests of the County to apply the Reimbursed Funds, together with not to exceed \$3,600,000 of other funds of the County on hand and lawfully available (together with the Reimbursed Funds,

the “*Available Funds*”), to the payment of all or a portion of the Bonds described in the hereafter-defined Escrow Agreement (the “*Defeased Bonds*”) and related costs; and

WHEREAS, in accordance with their terms, certain of the Bonds may be called for redemption in advance of their respective maturities, and the County Board hereby further finds that it is necessary and desirable to make such call for the redemption of such Defeased Bonds on their earliest possible call date and provide for the giving of proper notice to the registered owners of such Defeased Bonds; and

WHEREAS, in order to properly provide for the payment of the Defeased Bonds, the County Board hereby further finds that it is necessary to transfer the Available Funds to Zions Bancorporation, National Association, as escrow agent (the “*Escrow Agent*”), pursuant to an escrow agreement, substantially in the form set forth herein (the “*Agreement*”), to be invested by the Escrow Agent, on behalf of the County, in direct obligations of or obligations guaranteed by the full faith and credit of the United States of America, the principal of and interest on which will be used to pay the principal of and interest on the Defeased Bonds when due and upon redemption prior to maturity; and

WHEREAS, the County Board hereby further finds that it is necessary that the Board authorize the form of Agreement with the Escrow Agent and direct the execution of the Agreement by officers of the County:

NOW, THEREFORE, Be it Ordained by the County Board of The County of Kane, Illinois, as follows:

Section 1. Incorporation of Preambles. The Board hereby finds that all of the recitals contained in the preambles to this Ordinance are full, true and correct and does incorporate them into this Ordinance by this reference.

Section 2. Definitions. The words and terms used in this Ordinance shall have the definitions set forth for them in the form of Agreement provided herein, unless the context or use of same shall clearly indicate that another meaning is intended.

Section 3. The Funding of the Escrow. The County Treasurer is hereby authorized and directed to permanently transfer the Available Funds to the Escrow Agent pursuant to the Escrow Agreement on the date of the Agreement (not later than November 30, 2023). Such funds shall be used and are hereby appropriated to acquire the Government Securities, to fund the costs incurred in connection with the execution and delivery of the Agreement and to provide a beginning cash deposit.

Section 4. Call of the Defeased Bonds. In accordance with the redemption provisions of the ordinance authorizing the issuance of the Bonds, the County, by the Board, does hereby make provision for the payment of and does hereby call the Defeased Bonds (as defined in the Agreement) due on and after December 15, 2029, for redemption on December 15, 2028.

Section 5. Form and Authorization of Agreement. The Agreement and all the terms thereof, in the form provided hereby, are hereby approved, and the Chair of the Board and County Clerk are hereby authorized and directed to execute the Agreement in the name of the County. The Agreement shall be in substantially the following form:

[D R A F T]
ESCROW AGREEMENT

This Escrow Agreement, dated _____, 2023, by and between The County of Kane, Illinois (the “County”), and Zions Bancorporation, National Association, a national banking association having trust powers, organized and operating under the laws of the United States of America, located in Chicago, Illinois (the “Escrow Agent”), in consideration of the mutual promises and agreements herein set forth:

WITNESETH:

ARTICLE I

DEFINITIONS

The following words and terms used in this Agreement shall have the following meanings unless the context or use clearly indicates another or different meaning:

Section 1.01. “Agreement” means this Agreement between the County and the Escrow Agent.

Section 1.02. “Board” means the County Board of the County.

Section 1.03. “Code” means Section 148 of the Internal Revenue Code of 1986, and all lawful regulations promulgated thereunder.

Section 1.04. “Defeased Bonds” means the outstanding bonds of the County as follows:

\$_____ Toll Bridge Revenue Bonds (Sales Tax Supported), Series 2018, dated December 4, 2018, being a portion of the bonds outstanding from an issue in the original principal amount of \$27,060,000, fully registered and without coupons, due or subject to mandatory redemption prior to maturity on December 15 of the years and in the amounts and bearing interest at the rates per annum as follows:

YEAR OF MATURITY	PRINCIPAL AMOUNT	RATE OF INTEREST
20____	\$	%
20____		%
20____		%
20____		%
20____		%
20		%

Section 1.05. “County” means The County of Kane, Illinois.

Section 1.06. “Escrow Account” means the trust account established under this Agreement by the deposit of the Government Securities and the beginning cash.

Section 1.07. “Escrow Agent” means Zions Bancorporation, National Association, a national banking association having trust powers, organized and operating under the laws of the United States of America, located in Chicago, Illinois, not individually but in the capacity for the uses and purposes hereinafter mentioned, or any successor thereto.

Section 1.08. “Government Securities” means the non-callable direct obligations of or non-callable obligations guaranteed by the full faith and credit of the United States of America as to principal and interest deposited hereunder as more particularly described in *Exhibit A* to this Agreement.

[*Section 1.09.* “Indenture” means the Toll Bridge Trust Indenture, dated as of December 1, 2018, by and between the County and the Escrow Agent, securing the Defeased Bonds and the Undefeased Bonds.]

[*Section 1.10.* “Interest Requirements” means interest due on the Undefeased Bonds on the dates and in the amounts as follows:

INTEREST PAYMENT DATE	AMOUNT
December 15, 2023	\$
June 15, 2024	
December 15, 2024	
June 15, 2025	
December 15, 2025	
June 15, 2026	
December 15, 2026	
June 15, 2027	
December 15, 2027	
June 15, 2028	
December 15, 2028	

Section 1.11. "Ordinance" means the ordinance adopted on the 13th day of June, 2023, by the Board entitled:

AN ORDINANCE providing for the payment of Toll Bridge Revenue Bonds (Sales Tax Supported), Series 2018, of The County of Kane, Illinois, in advance of maturity, and authorizing and directing the execution of an Escrow Agreement in connection therewith.

Section 1.12. "Paying Agent" means Zions Bancorporation, National Association, Chicago, Illinois, as trustee, bond registrar and paying agent for the Defeased Bonds [and Undefeased Bonds].

Section 1.13. "Treasurer" means the County Treasurer of the County.

[*Section 1.14. "Undefeased Bonds"* means the outstanding bonds of the County as follows:

\$ _____ Toll Bridge Revenue Bonds (Sales Tax Supported), Series 2018, dated December 4, 2018, being a portion of the bonds outstanding from an issue in the original principal amount of \$27,060,000, fully registered and without coupons, due or subject to mandatory redemption prior to maturity on December 15 of the years and in the amounts and bearing interest at the rates per annum as follows:

YEAR OF MATURITY	PRINCIPAL AMOUNT	RATE OF INTEREST
20____	\$	%
20____		%
20____		%
20____		%
20____		%
20____		%]

ARTICLE II

CREATION OF ESCROW

Section 2.01. The County by the Ordinance has authorized the provision for payment of the Defeased Bonds by the deposit on demand and to purchase on behalf of the County the Government Securities. Such deposit and securities will provide all moneys necessary to pay the

principal of and interest on the Defeased Bonds when due and upon redemption prior to maturity [and the Interest Requirements].

Section 2.02. The County deposits [\$_____] from funds on hand and legally available for the purchase of the Government Securities and the funding of a beginning cash escrow deposit on demand in the amount of [\$_____]. The beginning deposit and the Government Securities are held in an irrevocable trust fund account for the County (i) to the benefit of the holders of the Defeased Bonds to pay the principal of and interest on the Defeased Bonds when due and upon redemption prior to maturity [, (ii) to the benefit of the holders of the Undefeased Bonds (to the extent of the Interest Requirements) to pay the Interest Requirements] and [(iii)] for the payment of the costs incurred by the County in connection with this Agreement and set forth in Exhibit C hereto. [The Escrow Agent acknowledges that such deposit and purchase of Government Securities, considered together with funds now to the credit of the Interest Account and the Principal Account of the Toll Bridge Fund (each as defined and described in the Indenture), fully satisfies the funding requirements of the Interest Account and the Principal Account as set forth in Sections 5.04(B)(2) and (3) of the Indenture to and including November 30, 2028.]

Section 2.03. The principal of and income and profit to be received from the Government Securities, when paid at maturity, and the cash held in accordance with Section 2.02 hereof, will be sufficient, at all times pending the final payment of the Defeased Bonds [and the Undefeased Bonds (to the extent of the Interest Requirements)], to pay all interest on and all principal of the Defeased Bonds when due and upon redemption prior to maturity [and the Interest Requirements].

Section 2.04. The Escrow Agent and the County have each received the report of _____, _____, _____, attached hereto as *Exhibit B* (the “*Verification Report*”), that the principal of and income and profit to be received from the Government Securities, when paid at maturity, and the cash held in accordance with Section 2.02 hereof, will

be sufficient, at all times pending the final payment of the Defeased Bonds [and the Undefeased Bonds (to the extent of the Interest Requirements)], to pay all interest on and all principal of the Defeased Bonds when due and upon redemption prior to maturity [and the Interest Requirements] as evidenced by said Report.

ARTICLE III

COVENANTS OF ESCROW AGENT

The Escrow Agent covenants and agrees with the County as follows:

Section 3.01. The Escrow Agent will hold the Government Securities and all interest income or profit derived therefrom and all uninvested cash in an irrevocable segregated and separate trust fund account for the sole and exclusive benefit of the holders of the Defeased Bonds [and the Undefeased Bonds (to the extent of the Interest Requirements)] until final payment thereof.

Section 3.02. The beginning cash escrow deposit shall not be invested by the Escrow Agent. Otherwise, the Escrow Agent will reinvest all available uninvested balances (rounded to an even \$100) in the Escrow Account on deposit from time to time, whenever said balances exceed \$1,000, and acknowledges that the schedule of amounts available for reinvestment appears in the cash flow tables in the Verification Report. Investments so made shall be in direct obligations of or obligations guaranteed by the full faith and credit of the United States of America or in money market mutual funds comprised solely of such obligations, and shall be scheduled to mature on or prior to the next succeeding interest payment date on the Defeased Bonds [or the Undefeased Bonds (to the extent of the Interest Requirements)] on which such proceeds will be needed to pay the principal of or interest on the Defeased Bonds [or the Undefeased Bonds (to the extent of the Interest Requirements)].

The Escrow Agent shall hold balances not so invested in the Escrow Account on demand and in trust for the purposes hereof and shall secure same in accordance with applicable Illinois law for the securing of public funds.

Section 3.03. The Escrow Agent will take no action in the investment or securing of the proceeds of the Government Securities which would cause the Defeased Bonds to be classified as “arbitrage bonds” under the Code, *provided*, it shall be under no duty to affirmatively inquire whether the Government Securities as deposited are properly invested under said section; and, *provided, further*, it may rely on all specific directions in this Agreement in the investment or reinvestment of balances held hereunder.

Section 3.04. The Escrow Agent will promptly collect the principal, interest or profit from the Government Securities and promptly apply the same as necessary to the payment of principal and interest on the Defeased Bonds when due and upon redemption prior to maturity [and the interest on the Undefeased Bonds (to the extent of the Interest Requirements)] as herein provided.

Section 3.05. The Escrow Agent will remit to the Paying Agent, in good funds on or before each principal or interest payment on the Defeased Bonds [and the Undefeased Bonds (to the extent of the Interest Requirements)], moneys sufficient to pay such principal and interest as will meet the requirements for the retirement of the Defeased Bonds [and the Undefeased Bonds (to the extent of the Interest Requirements)], and such remittances shall fully release and discharge the Escrow Agent from any further duty or obligation thereto under this Agreement.

Section 3.06. The Escrow Agent will make no payment of fees, charges or expenses due or to become due, of the Paying Agent, and the County either paid such fees, charges and expenses in advance as set forth in Section 3.07 hereof or covenants to pay the same as they become due.

Section 3.07. The charges, fees and expenses of the Escrow Agent have been paid in advance, and all charges, fees or expenses of the Escrow Agent in carrying out any of the duties, terms or provisions of this Agreement shall be paid solely therefrom.

Section 3.08. The County has called the Defeased Bonds due on and after December 1, 2029, for redemption and payment prior to maturity on December 1, 2028. The Escrow Agent will cause the Paying Agent to provide for and give timely notice of the call for redemption of such Defeased Bonds. In the event the Escrow Agent determines that the Paying Agent will not give such timely notice, the Escrow Agent will give such notice. The form and time of the giving of such notice regarding such Defeased Bonds shall be as specified in the ordinance authorizing the issuance of the Defeased Bonds. The County shall reimburse the Escrow Agent for any actual out of pocket expenses incurred in the giving of such notice, but the failure of the County to make such payment shall not in any respect whatsoever relieve the Escrow Agent from carrying out any of the duties, terms or provisions of this Agreement.

The Escrow Agent shall also cause the Paying Agent to give notice of the call of the Defeased Bonds, on or before the date the notice of such redemption is given to the holders of the Defeased Bonds, to the Municipal Securities Rulemaking Board (the “MSRB”) through its Electronic Municipal Market Access system for municipal securities disclosure or through any other electronic format or system prescribed by the MSRB for purposes of Rule 15c2-12 adopted by the Securities and Exchange Commission under the Securities Exchange Act of 1934, as amended. Information with respect to procedures for submitting notice can be found at <https://msrb.org>.

Section 3.09. The Escrow Agent has all the powers and duties herein set forth with no liability in connection with any act or omission to act hereunder, except for its own negligence or willful breach of trust, and shall be under no obligation to institute any suit or action or other

proceeding under this Agreement or to enter any appearance in any suit, action or proceeding in which it may be defendant or to take any steps in the enforcement of its, or any, rights and powers hereunder, nor shall be deemed to have failed to take any such action, unless and until it shall have been indemnified by the County to its satisfaction against any and all costs and expenses, outlays, counsel fees and other disbursements, including its own reasonable fees, and if any judgment, decree or recovery be obtained by the Escrow Agent, payment of all sums due it, as aforesaid, shall be a first charge against the amount of any such judgment, decree or recovery.

Section 3.10. The Escrow Agent may in good faith buy, sell or hold and deal in any of the Defeased Bonds.

Section 3.11. The Escrow Agent will submit to the Treasurer a statement within forty-five (45) days after June 16 and December 16 of each calendar year, commencing December 16, 2023, itemizing all moneys received by it and all payments made by it under the provisions of this Agreement during the preceding six (6) month period (or, for the first period, from the date hereof to December 16, 2023), and also listing the Government Securities on deposit therewith on the date of said report, including all moneys held by it received as interest on or profit from the collection of the Government Securities.

Section 3.12. If at any time it shall appear to the Escrow Agent that the available proceeds of the Government Securities and deposits on demand in the Escrow Account will not be sufficient to make any payment due to the holders of any of the Defeased Bonds [or the Undefeased Bonds (to the extent of the Interest Requirements)], the Escrow Agent shall notify the Treasurer and the Board, not less than five (5) days prior to such date, and the County agrees that it will from any funds legally available for such purpose make up the anticipated deficit so that no default in the making of any such payment will occur.

ARTICLE IV

COVENANTS OF COUNTY

The County covenants and agrees with the Escrow Agent as follows:

Section 4.01. The Escrow Agent shall have no responsibility or liability whatsoever for (a) any of the recitals of the County herein, (b) the performance of or compliance with any covenant, condition, term or provision of the Ordinance, and (c) any undertaking or statement of the County hereunder or under the Ordinance.

Section 4.02. All payments to be made by, and all acts and duties required to be done by, the Escrow Agent under the terms and provisions of this Agreement, shall be made and done by the Escrow Agent without any further direction or authority of the County or the Treasurer.

ARTICLE V

AMENDMENTS, REINVESTMENT OF FUNDS, IRREVOCABILITY OF AGREEMENT

Section 5.01. Except as provided in Section 5.04 hereof, all of the rights, powers, duties and obligations of the Escrow Agent hereunder shall be irrevocable and shall not be subject to amendment by the Escrow Agent and shall be binding on any successor to the Escrow Agent during the term of this Agreement.

Section 5.02. Except as provided in Section 5.04 hereof, all of the rights, powers, duties and obligations of the County hereunder shall be irrevocable and shall not be subject to amendment by the County and shall be binding on any successor to the officials now comprising the Board during the term of this Agreement.

Section 5.03. Except as provided in Section 5.04 hereof, all of the rights, powers, duties and obligations of the Treasurer hereunder shall be irrevocable and shall not be subject to amendment by the Treasurer and shall be binding on any successor to said official now in office during the term of this Agreement.

Section 5.04. This Agreement may be amended or supplemented, and the Government Securities or any portion thereof may be sold, redeemed, invested or reinvested, in any manner provided (any such amendment, supplement, or direction to sell, redeem, invest or reinvest to be referred to as a “*Subsequent Action*”), upon submission to the Escrow Agent of each of the following:

(1) Certified copy of proceedings of the Board authorizing the Subsequent Action and copy of the document effecting the Subsequent Action signed by duly designated officers of the County.

(2) An opinion of nationally recognized bond counsel or tax counsel nationally recognized as having an expertise in the area of tax-exempt municipal bonds that the Subsequent Action has been duly authorized by the Board and will not adversely affect the tax-exempt status of the interest on the Bonds nor violate the covenants of the County not to cause the Bonds to become “arbitrage bonds” under the Code, and that the Subsequent Action does not materially adversely affect the legal rights of the holders of the Defeased Bonds [or the Undefeased Bonds (to the extent of the Interest Requirements)].

(3) An opinion of a firm of nationally recognized independent certified public accountants that the amounts (which will consist of cash or deposits on demand held in trust or receipts from non-callable direct obligations of or non-callable obligations guaranteed by the full faith and credit of the United States of America, all of which shall be held hereunder) available or to be available for payment of the Defeased Bonds will remain sufficient to pay when due and upon redemption prior to maturity all principal and interest on the Defeased Bonds [and the Undefeased Bonds (to the extent of the Interest Requirements)] after the taking of the Subsequent Action.

ARTICLE VI

MERGER, CONSOLIDATION OR RESIGNATION OF ESCROW AGENT

Any banking association or corporation into which the Escrow Agent may be merged, converted or with which the Escrow Agent may be consolidated, or any corporation resulting from any merger, conversion or consolidation to which the Escrow Agent shall be a party, or any banking association or corporation to which all or substantially all of the corporate trust business of the Escrow Agent shall be transferred, shall succeed to all the Escrow Agent's rights, obligations and immunities hereunder without the execution or filing of any paper or any further act on the part of any of the parties hereto, anything herein to the contrary notwithstanding. The Escrow Agent may at any time resign as Escrow Agent under this Agreement by giving 30 days' written notice to the County, and such resignation shall take effect upon the appointment of a successor Escrow Agent by the County. The County may select as successor Escrow Agent any financial institution with capital, surplus and undivided profits of at least \$75,000,000 and having a corporate trust office within the State of Illinois, and which is authorized to maintain trust accounts for municipal corporations in Illinois under applicable law.

ARTICLE VII

NOTICES TO THE COUNTY, THE TREASURER AND THE ESCROW AGENT

Section 7.01. All notices and communications to the County and the Board shall be addressed in writing to: County Board, The County of Kane, Kane County Government Center, 719 South Batavia Avenue, Building A, Geneva, Illinois 60134.

Section 7.02. All notices and communications to the Treasurer shall be addressed in writing to: County Treasurer, The County of Kane, Kane, Kane County Government Center, 719 South Batavia Avenue, Building A, Geneva, Illinois 60134.

Section 7.03. All notices and communications to the Escrow Agent shall be addressed in writing to: Zions Bancorporation, National Association, 111 West Washington Street, Suite 1860, Chicago, Illinois 60602.

ARTICLE VIII

TERMINATION OF AGREEMENT

Section 8.01. That, upon final disbursement of funds sufficient to pay the principal and interest of the Defeased Bonds as hereinabove provided for, the Escrow Agent will transfer any balance remaining in the Escrow Account to the Treasurer with due notice thereof mailed to the Board, and thereupon this Agreement shall terminate.

IN WITNESS WHEREOF, The County of Kane, Illinois, has caused this Agreement to be signed in its name by the Chair of the Board and to be attested by the County Clerk of the County; and Zions Bancorporation, National Association, Chicago, Illinois, not individually, but in the capacity as hereinabove described, has caused this Agreement to be signed in its corporate name by one of its officers and attested by one of its officers under its corporate seal hereunto affixed, all as of the ____ day of _____, 2023.

THE COUNTY OF KANE

By _____
Chair, County Board

Attest:

County Clerk

ZIONS BANCORPORATION, NATIONAL
ASSOCIATION,
Chicago, Illinois

By _____
Its _____

Attest:

Its _____

[BANK SEAL]

This Escrow Agreement received and acknowledged by me this ____ day of _____,
2023.

County Treasurer

EXHIBIT A
GOVERNMENT SECURITIES

EXHIBIT B

VERIFICATION REPORT

EXHIBIT C

CLOSING COSTS

Speer Financial, Inc.	\$
Chapman and Cutler LLP [Verifier] [Bidding Agent]	
Zions Bancorporation	
Total	\$

Section 6. Purchase of the Government Securities. The Escrow Agent is hereby authorized to act as agent for the County in the purchase of the Government Securities described and set forth in the Escrow Agreement, and a bidding agent may be used to conduct the bidding of the Government Securities.

Section 7. Severability. If any section, paragraph, clause or provision of this Ordinance shall be held to be invalid or unenforceable for any reason, the invalidity or unenforceability of such section, paragraph, clause or provision shall not affect any of the remaining provisions of this Ordinance.

[REMAINDER OF PAGE INTENTIONALLY LEFT BLANK]

Section 8. Repealer and Effective Date. All ordinances, resolutions or parts thereof in conflict herewith be and the same are hereby repealed and that this Ordinance shall be in full force and effect forthwith upon its adoption.

ADOPTED by the County Board of The County of Kane, Illinois, this 13th day of June, 2023.

Chair of the County Board of
The County of Kane, Illinois

ATTEST:

County Clerk and ex-officio
Clerk of the County Board of
The County of Kane, Illinois

Vote:

PASSED

Member LINDNER moved and Member LENERT seconded the motion that said ordinance as presented and read by title be adopted.

After a full and complete discussion thereof, the Chair directed that the County Clerk call the roll for a vote upon the motion to adopt said ordinance.

Upon the roll being called, the following members voted AYE: ALLAN, BATES, BERMAN, DAUGHERTY*, FORD, GUMZ*, IQBAL, JUBY, KENYON, KIOUS, LENERT, LEWIS, LINDER, MOLINA, ROTH, SILVA*, STRATHMANN, TARVER, TEPE, WILLIAMS. (* Remote)

Away: SANCHEZ, SURGES, YOUNG.

The following members voted NAY: NONE.

Whereupon the Chair declared the motion carried and said ordinance adopted, and in open meeting approved and signed said ordinance and directed the County Clerk to record the same in full in the records of the County Board of The County of Kane, Illinois, which was done.

Other business not pertinent to the adoption of said ordinance was duly transacted at said meeting.

Upon motion duly made, seconded and carried, the meeting was adjourned.

County Clerk

STATE OF ILLINOIS)
) SS
COUNTY OF KANE)

CERTIFICATION OF MINUTES AND ORDINANCE

I, the undersigned, do hereby certify that I am the duly qualified and acting County Clerk of The County of Kane, Illinois (the “*County*”), and as such official I am the keeper of the records and files of the County Board of the County (the “*Board*”).

I do further certify that the foregoing constitutes a full, true and complete transcript of the minutes of the meeting of the Board held on the 13th day of June, 2023, insofar as same relates to the adoption of an ordinance entitled:

AN ORDINANCE (#23-235) providing for the payment of Toll Bridge Revenue Bonds (Sales Tax Supported), Series 2018, of The County of Kane, Illinois, in advance of maturity, and authorizing and directing the execution of an Escrow Agreement in connection therewith.

a true, correct and complete copy of which said ordinance as adopted at said meeting appears in the foregoing transcript of the minutes of said meeting.

I do further certify that the deliberations of the Board on the adoption of said ordinance were conducted openly, that the vote on the adoption of said ordinance was taken openly, that said meeting was held at a specified time and place convenient to the public, that notice of said meeting was duly given to all of the news media requesting such notice, that an agenda for said meeting was posted at the location where said meeting was held and at the principal office of the Board at least 96 hours in advance of the holding of said meeting, that a true, correct and complete copy of said agenda as so posted is attached hereto as *Exhibit A*, that at least one copy of said agenda was continuously available for public review during the entire 96-hour period preceding said meeting, that said meeting was called and held in strict compliance with the provisions of the Open Meetings Act of the State of Illinois, as amended, and with the provisions of the Counties Code of the State of Illinois, as amended, and that the Board has complied with all of the provisions of said Act and said Code and with all of the procedural rules of the Board in the conduct of said meeting and in the adoption of said ordinance.

IN WITNESS WHEREOF, I hereunto affix my official signature and the seal of the County, this 13th day of June, 2023.

County Clerk

[SEAL]

STATE OF ILLINOIS)
) SS.
 COUNTY OF KANE)

RESOLUTION NO. 23-236

**AUTHORIZING BUDGET AMENDMENT FOR STATE OF ILLINOIS
 DEPARTMENT OF COMMERCE AND ECONOMIC OPPORTUNITY GRANT
 AND LONGMEADOW TOLL BOND DEFEASE**

WHEREAS, the County will be receiving a \$17.5 million grant into Fund #515 Longmeadow Bond Construction Fund, from the State of Illinois Department of Commerce and Economic Opportunity that will provide reimbursement for a portion of the Longmeadow Parkway bridge construction costs; and

WHEREAS, the \$17.5 million in grants funds are “replacement proceeds” of the Longmeadow Toll Bridge Revenue Bonds (Bonds) and the County must use these grant funds to pay debt service on the Bonds from Fund #624 Longmeadow Debt Service; and

WHEREAS, Fund #515 Longmeadow Bond Construction Fund has approximately \$582,000 in interest earned which can also be used to pay debt service on the Bonds.

NOW, THEREFORE, BE IT RESOLVED by the Kane County Board that the following amendment to the FY23 budget be authorized.

Amount	Account Number	Description
\$ 17,500,000	515.000.000.37151	KDOT Service Reimbursement - State
\$ 17,500,000	515.520.530.99624	Transfer to Fund 624
\$ 17,500,000	624.760.000.39515	Transfer from Fund 515
\$ 17,500,000	624.760.768.80500	Debt Service Requirement
\$ 582,000	515.520.000.39900	Cash on Hand
\$ 582,000	515.520.530.99624	Transfer to Fund 624
\$ 582,000	624.760.000.39515	Transfer from Fund 515
\$ 582,000	624.760.768.80500	Debt Service Requirement

Line Item/Descriptions:

- 515.000.000.37151 KDOT Service Reimbursement - State
- 515.520.000.39900 Cash on Hand
- 515.520.530.99624 Transfer to Fund 624
- 624.520.000.39515 Transfer from Fund 515
- 624.760.768.80500 Longmeadow Debt Service

*Was Personnel/Item/Service approved in original budget or a subsequent budget revision? All No
 Are funds currently available for this Personnel/Item/Service in the specific line item? All No
 If funds are not currently available in the specified line item, where are the funds available?*

Passed by the Kane County Board on June 13, 2023.

John A. Cunningham
Clerk, County Board
Kane County, Illinois

Corinne M. Pierog MA, MBA
Chairman, County Board
Kane County, Illinois

Vote:



RESOLUTION / ORDINANCE EXECUTIVE SUMMARY ADDENDUM

Title

Authorizing Budget Amendment for State of Illinois Department of Commerce and Economic Opportunity Grant and Longmeadow Toll Bond Defeasance

Committee Flow:

Finance and Budget Committee, Executive Committee, County Board

Contact:

Kathleen Hopkinson, 630.845.7872

Budget Information:

Was this item budgeted? N/A	Appropriation Amount: \$NA
If not budgeted, explain funding source: NA	

Summary:

The County will be receiving a \$17.5 million grant from the State of Illinois Department of Commerce and Economic Opportunity that will provide reimbursement for a portion of the Longmeadow Parkway bridge construction costs which were previously paid from the proceeds of the Longmeadow Toll Bridge Revenue Bonds (Bonds). These grant funds are "replacement proceeds" of the Bonds and the County must use these grants funds to pay debt service on the Bonds. The County will be required to amend the budget of Fund #515 Longmeadow Bond Construction Fund to account for the receipt of the \$17.5 million in grant funds, transfer the \$17.5 million in grant funds as well as approximately \$582,000 in interest earned from Fund #515 to Fund #624 Longmeadow Debt Service, and transfer of funds from Fund #624 to the Escrow Agent.

Staff recommends approval of these budget adjustments.

STATE OF ILLINOIS)
)
) SS.
)
COUNTY OF KANE)

RESOLUTION NO. 23-268

**AUTHORIZING THE APPROVAL OF A FORMAL BUDGET POLICY FOR
FISCAL YEAR 2024**

WHEREAS, it is the position of this County Board of Kane County, Illinois, that a formal process for the compilation, presentation, approval and execution of the annual budget is necessary and proper; and

WHEREAS, said process should include the development of budget policy as a guideline for the preparation of departmental input to the annual budget; and

WHEREAS, concerns regarding general economic conditions, the reality imposed by the Property Tax Extension Limitation Law (PTELL), and a County Board goal to maintain six months unrestricted fund reserves dictates that special consideration be given to the compilation of said policy for the 2024 budget year; and

WHEREAS, the County Board Chairperson, the Finance and Budget Committee and the Interim Finance Officers recommend that the attached budget policy hereinafter set forth, be utilized for the compilation, presentation, approval, and execution for the FY2024 Kane County budget.

NOW, THEREFORE, BE IT RESOLVED by the Kane County Board that the budget policy, hereinafter set forth (attached hereto and made part of), be and is hereby adopted for the compilation, presentation, approval and execution of the FY2024 Kane County budget; and

NOW, THEREFORE, BE IT FURTHER RESOLVED by the Kane County Board that any exception to the budget policy shall require approval by the County Board; and

NOW, THEREFORE, BE IT FURTHER RESOLVED by the Kane County Board that the policy hereinafter set forth, represents an earnest attempt by this County Board to develop a budget that is drawn with cognizance of current economic conditions and future economic trends; compliance with the letter and spirit of the Illinois Tax Extension Limitation Law (PTELL); and prudent financial management practices in both the long term and the short term; and

NOW, THEREFORE, BE IT FURTHER RESOLVED by the Kane County Board that the attached policy shall provide guidance in the preparation of the FY2024 budget; and

NOW, THEREFORE, BE IT FURTHER RESOLVED by the Kane County Board that the County Clerk is hereby authorized to distribute a copy of this resolution to all Elected Offices, Appointed Department Heads, and the Interim Finance Officers

Passed by the Kane County Board on June 13, 2023.

John A. Cunningham
Clerk, County Board
Kane County, Illinois

Corinne M. Pierog MA, MBA
Chairman, County Board
Kane County, Illinois

Vote:



RESOLUTION / ORDINANCE EXECUTIVE SUMMARY ADDENDUM

Title

Authorizing the Approval of a Formal Budget Policy for Fiscal Year 2024

Committee Flow:

Finance and Budget Committee, Executive Committee, County Board

Contact:

Erica Waggoner, 630.232.5913

Budget Information:

Was this item budgeted? No	Appropriation Amount: \$N/A
If not budgeted, explain funding source: N/A	

Summary:

This resolution authorizes a formal budget policy, to provide board direction for the compilation, presentation, approval, and execution of the FY2024 Kane County Budget.

Kane County Board Fiscal Year 2024 Budget Policy

Kane County Government operates on policies designed to protect the County's assets, support diverse community interest, provide guidance to employees, and serve the public efficiently *and* honestly. It is the intent of the Kane County Board that policy statements be used to avoid conflicting goals or activities, which may have negative impacts on the overall financial position of the County.

The County's budget is a formal document which enables the County to plan for the future, measure the financial performance of the County, and help the public to understand where revenues come from and how these assets are expended to provide County services. The budget serves many purposes and addresses different needs depending on the audience, including: County Residents, Federal and State regulatory authorities, public officials with control over the internal operations of their offices ("Elected Officials"), other Local Governments, and County Staff. The County Board strongly encourages Officers with control over the internal operations of their offices to make every effort to adhere to this Budget Policy.

The budget process is governed by: Illinois Compiled Statutes (55 ILCS art. 5); Other regulatory requirements; and Kane County Board Policies. The County Board is required to pass a balanced budget by November 30th of each year. The State of Illinois requires that the County budget is based on fund accounting, which is a system that matches the sources of revenue with the uses allowed for that revenue. This process causes the County to budget and account for its revenues and expenditures in various funds. The fund types presented in the Fiscal Year 2024 include the General Fund, Special Revenue Funds, Capital Projects Funds, Debt Service Funds, Enterprise Funds, and Other Funds.

In addressing concerns for improving its current financial strength, implementing sound financial business practices, providing a variety of fiscal resources required for public health, safety, transportation, and the development of a thriving economy while protecting the interest of the taxpayer, the County Board implements the following directives for the development of the fiscal year 2024 budget:

- **BUDGET SUBMITTAL – All** departmental budgets, and budgets under Elected Officials - shall be submitted in accordance with the existing levels of services provided, unless funding is identified and available through other new revenue sources or a departmental reorganization. There is **no guarantee of continued funding levels**. Department Heads and Elected Officials are encouraged to analyze all services and programs administered by the respective department or office for the costs of providing said services/programs, need for the services/programs, and if the service or program is mandated by Federal or IL State Law, or, where applicable, by County Board Ordinances or Policies. ***Budgets should be submitted at the 2023 Board approved budget amounts, with any and all new increase amounts presented on a supplemental request form. Departments may adjust budget between the contractual and commodities categories, and within their contractual and commodities line items.***

- **BALANCED BUDGET – No FUND RESERVES will be utilized to balance the budget (with the exception of the Kane County Department of Transportation, and Departments whose funding comes only from Grants).**
- **FEDERAL AND STATE FUNDED PROGRAMS –** In the event of loss of Federal or State funding and/or reimbursement for specific services, it is understood that Departments will be expected to, and Elected Officials are strongly encouraged to either reduce funded services or identify other reductions or revenue increases to off-set the losses. **Exceptions will be addressed on a case by case basis.**
- **USER FEES AND CHARGES –** Appointed Department Heads, Elected Officials, and the Finance Department should review all user fees and charges on an annual basis to ensure the collected fees are covering the costs of service provided (subject to Federal Law, IL State Statutes, and, where applicable, County Board Ordinances and Policies).
- **REVENUE ESTIMATIONS –** The County will project annual revenues on an appropriate analytical basis to protect budget from short-run fluctuations in any one revenue source. In instances where the County is providing non-mandated services and the revenue stream(s) is/are not covering the costs of said services, direction will be requested by the County Chairperson from the reporting standing committee (and if necessary the full County Board) on whether said services should be allowed to continue and supplemented with County Funds.
- **CONSUMER PRICE INDEX -** The County of Kane is mandated to follow the Illinois Property Tax Extension Limitation Law (PTELL) by the State of Illinois. PTELL allows governing bodies the ability to cover the costs of inflationary increases incurred in the day-to-day operations by increasing its previous year's tax extension by the CPI or 5%, whichever is less. The County Board has directed the Finance Department to capture new growth when developing the fiscal year 2024 budget. The CPI increase authorized under PTELL of 5% for the 2023 extensions (taxes payable in 2024) **shall or shall not** be utilized in the calculation of property tax revenues. ***A Resolution passed by simple majority of the County Board at the May Board Meeting shall be the determining factor if the CPI allowed under PTELL shall be utilized.***
- **FUND RESERVES –** The County Board will strive to reach and maintain a 180 day (6 Month) unrestricted fund balance in most funds to maintain and protect the operating service levels supported by the funds based on financial projections, the strength of the economy and adjustments for future capital expenditures. Instances where an ending audited fund balance (11/30/XX) is above the 180-day goal, a plan will be developed by the Finance Committee and presented for approval to the County Board to allow for the spending down of the surplus above 180 days. If the audited fund balance drops below the 180-day unrestricted level as of 11/30/XX, an action plan will be developed by the Finance Committee to increase the unreserved balance to the 180-day level.

- **WAGE ADJUSTMENTS** – Every effort will be made to establish the non-union employee wage increase rate at the beginning of the budget cycle. In accordance with section 2-307 of the Kane County Code, the Labor Management Committee will make a recommendation of the non-union increase rate to the Human Services Committee, who will evaluate said increase rate and then will forward the recommendation on to the Finance Committee. It is the desire of the County Board to maintain a level of equity between union and non-union employees. The Human Services Committee shall establish and recommend to the Finance/Budget Committee an equitable performance pay adjustment for non-union employees no later than the Finance/Budget Committee meeting in June.
- **Reference to Vacant Positions has been eliminated.
- **PERSONNEL BUDGETS** – All personnel budgets (including budgets of Elected Officials) will be calculated by the Position Budget module and imported into the departmental budgets. This includes: Salaries; Wages; Social Security; Medicare; IMRF; SLEP; Health Insurance; Dental Insurance, Per Diems; and projected On-Call and other special pays. **Department Heads are requested to send estimated Overtime requests to the Finance Department.**
- **OTHER FORMS OF COMPENSATION** – Per 55 ILCS 5/6-1002 (f), *“a detailed statement showing any bonuses or increases in any salary, wage, stipend, or other form of compensation that is not subject to a collective bargaining agreement for every agency, department, or any other entity receiving an appropriation from the County, regardless of whether the employee receiving them is part of a collective bargaining unit” must be part of the contents of the annual budget.*
- The County Board does not make appropriations for bonuses or stipends.
- **COUNTY BOARD APPROVED POSITIONS** – A **“County Board Approved Position” means county positions that are not within the Office of an Elected Official, unless otherwise provided by Illinois statute. All requests for new County Board Approved Positions for the upcoming fiscal year must be submitted at the time of budget development. No new County Board Approved Positions will be approved during the year unless mandated or required due to hardships (ex: new mandates, changes in ordinances & policies, long term leave of absence, etc.) placed upon a department. Department Heads should evaluate any open positions to determine if it is still needed or required. The County Board will also take into consideration Section 2-75, 2-75-1, 2-75-2, 2-76, and 2-81 of the County Code.**
- **MERIT POOL – NON-UNION EMPLOYEES** – the Merit Pool budget established by the County Board for the 2024 budget will be held in a County wide budget and allocated in the last quarter of the fiscal year, depending on personnel budget needs.

- **POSITION CONTROL** – The Financial Software utilized by Kane County has a position control module for budgeting purposes which was implemented for the first time in the 2023 budget development. With the completion of the internal equity study, the Kane County Board has approved each departmental employee roster for the study as the new base for County Board Approved Positions. This will become the head count of County Board Approved Positions and can only be updated by new position or reclassification of positions that have been approved by the County Board through resolution or ordinance.

- **COUNTY BOARD BUDGET PRIORITIES** –
 - Budget is to be balanced without reliance on the fund reserves (exception noted for the Division of Transportation).
 - New growth is to be accounted for, the PTELL CPI is or is not accounted for.
 - All mandated services must be budgeted.
 - Contractual obligation costs in providing services must be budgeted.
 - All costs necessitated by providing services (Utilities, Wages, IMRF, Health Insurance, Union Contracts, the Correctional Facility, etc.) must be budgeted.
 - Current Board Approved Capital needs of the Organization will be budgeted.
 - County Board Approved “Recommended Supplemental Requests” to be added into the budgets.

** Outside Agency Funding/Local Match to Grants has been eliminated.

BUDGET DEFINITIONS AND GUIDELINES

The pages that follow provide further definitions and guidelines for the development of the fiscal year 2024 budget, and should be considered as directives from the County Board.

APPROPRIATION – All projected expenses for the new fiscal year are to be Appropriated in the “Official Budget” of the County. ***Appropriations will be considered the maximum authorization to incur obligations and NOT A MANDATE TO SPEND.***

BALANCED BUDGET – By County Board direction, ***the budget must balance expenditures against available revenues relative to all funds.***

BUDGET PRESENTATION – New to the FY 2024 budget development is a scheduled individual department head meeting with the County Board Chairman and the Chairman of Finance and Budget Committee. Elected Officials are encouraged to schedule a meeting as well. This meeting will occur once the Department’s budget has been completed and submitted with all other required forms. The purpose for this meeting is to ensure budget policy compliance, address concerns or issues facing the department or office, and to gain a good understanding of the supplemental budget requests presented by the department head or Elected Official (see Supplement Budget Requests below). After this meeting, the department will be scheduled to present their budget to their reporting standing committee. After the respective standing committee has reviewed their reporting office or department budgets, which includes any Supplemental Request Form, the budget shall be moved in accordance with section 2-48 of the Kane County Code, and must be placed on public display for minimum of fifteen (15) days prior to final approval by the County Board.

CONTINGENCY – A General Fund contingency account with a minimum of \$XXX,XXX,XXX will be designated for emergency expenditures during the year. A second contingency account with a minimum of \$XX,XXX will be designated to pay for unexpected vacation and compensatory payments as long-term employees retire or leave County employment.

CONTRACT MANAGEMENT – Elected Officials are encouraged to utilize the support services of the County’s Purchasing Department whenever possible. The County Board encourages that contracts which obligate County funds are submitted to the Purchasing Department (with the exception of KDOT), who will do a preliminary review to ensure compliance with the County Purchasing Ordinance. When required by the County Purchasing Ordinance, a resolution should be created by the department head and placed on the respective committees for final County Board approval. The Purchasing Department upon receiving the signed contract will image the contract, submit the original to the County Clerk, and send copies to the requesting Department and County Auditor.

EEO-AFFIRMATIVE ACTION – County Board Policy states that all vendors doing greater than \$30,000 of business with the County must follow the guidelines established for equal employment opportunity and affirmative action. Generally, the vendor must have a written sexual harassment policy that meets state statutes (775 ILCS 15/3), a written EEO policy (775 ILCS 5/1-102), and a workforce profile that demonstrates its EEO practices. The County refuses to conduct business with vendors who do not meet these guidelines.

ENCUMBRANCE – An encumbrance system is maintained to account for commitments resulting from purchase orders and contracts. Encumbrances at year-end for unfilled obligations of the current year budget are re-appropriated in the succeeding year based on County Board approval. An encumbrance for capital expenditures will continue in force until the purpose for which it is made has been accomplished or abandoned. An appropriation for a capital expenditure is deemed to have been abandoned to the extent the project is not under contract by the close of November 30th, the last day of the County's fiscal year. Encumbrances at year end do not constitute expenditures or liabilities in financial statements; however, for budgeting purposes, encumbrances are treated as a reserve of budget dollars and fund balance in the year the commitment to purchase is made.

FUND BALANCE RESERVE – The County will strive to maintain a 180-day (6 months) unrestricted fund balance in most funds to maintain and protect the operating service levels supported by the fund based on financial forecasting and adjusted for future capital expenditures.

POSITION RECLASSIFICATIONS – **Anticipated position reclassifications and/or new position requests are to be completed during the budget process cycle.** Priority will be given to requests presented in the context of a reorganization that enhances customer service and/or reduces the cost of doing business. Refer to the Compensation Policy for more detailed instructions on Position Reclassifications.

SERVICE ENHANCEMENTS – Requests for new or expanded programs are to be separately requested via budget templates as presented in the budget preparation handouts, and in the departments 2024 budget folders located on the budget drive. These requests must be accompanied by appropriate back-up documentation.

SUPPLEMENTAL REQUESTS – Starting with the 2024 budget development process, the County Board will utilize Supplemental Requests Forms. Each department and Elected Official must show on the forms why they are requesting an increase in budget. These forms will be reviewed in the budget meeting held and by the appropriate standing committee of the County Board, giving the Elected Official or department head the opportunity to explain the urgency, and the why their budget needs to grow. Supplemental Request Forms will be reviewed in accordance with the budget process set forth in section 2-48 of the Kane County Code.

STATE OF ILLINOIS)

SS.

COUNTY OF KANE)

RESOLUTION NO. TMP-23-741

APPROVING AND AUTHORIZING A COUNTY WIDE BUDGET POLICY ON VACANT POSITIONS

WHEREAS, on May 22, 2023 the Finance and Budget Committee of Kane County Government directed the Interim Finance Directors to review the current budget practices of unfilled or vacant positions within the County’s employee compliment, and to develop a policy establishing rules, guidelines and procedures for Departments and Elected Offices to follow during budget preparation and throughout the fiscal year; and

WHEREAS, after considerable review and discussion with the Human Resource Director, the Interim Finance Directors have determined the following directives should be considered policy to be followed by all appointed Department Head and Elected Offices for unfilled or vacant positions within County departments:

I. A position is considered unfilled or vacant if the position is an approved position by the County Board and is currently vacated due to voluntary or involuntary termination, and/or is a newly created County Board approved position being posted for the first time.

II. Departments will have 90 days to fill an unfilled or vacated position unless otherwise directed by the Human Resource Director in consultation with the County Chairperson and/or the Chairperson of Human Services.

III. If the unfilled or vacant position is not filled within 90 days, the Department Head or Elected Official must schedule a meeting with the Human Resources Director and County Chairperson and/or Chairperson of Human Services to explain the delay in filling the position. The Department Head / Elected Office must be able to demonstrate that active recruitment for the unfilled or vacant position has occurred during the prior 90 days without positive outcome. The Human Resource Director and County Chairperson and/or the Chairperson of Human Services at his/her discretion, may extend the unfilled or vacant position another 90 days, or determine the position should be pulled and eliminated from the appointed/elected department’s/offices employee roster and budget via a resolution by the County Board.

IV. If the unfilled or vacant position has not been filled for 360 days, the position and budget will automatically be eliminated unless an undue burden of filling the position can be demonstrated to the Human Services Committee.

V. Part time seasonal positions must be re-approved each year during the budget process by the appointed/elected department’s/offices liaison committee, human services committee and the finance and budget committee. The appointed/elected department/offices must be able to justify that there is a current need for maintaining the position. If re-approval is not granted the position and budget will be eliminated.

VI. If the above rules and guidelines are not followed, the position and budget will be automatically eliminated (via resolution by the County Board) from the Board approved personnel roster.

WHEREAS, upon review and discussion of the above stated rules and guidelines, your Finance and Budget Committee and your Human Services Committee recommend adoption of the above practices as the County’s Unfilled or Vacant Positions Budget policy.

NOW, THEREFORE, BE IT RESOLVED by the Kane County Board that the above stated Unfilled or Vacant Positions Budget policy is hereby approved and accepted as policy by the County Board; and

NOW, THEREFORE, BE IT FURTHER RESOLVED by the Kane County Board that the County Chairperson is hereby given the authority to implement and enforce the Unfilled or Vacant Positions Budget Policy as stated above, effective June 13, 2023; and

NOW, THEREFORE, BE IT FURTHER RESOLVED by the Kane County Board that this resolution/policy hereby supersedes and replaces any and all other Board policies covering unfilled/vacant positions upon its approval; and

NOW, THEREFORE, BE IT FURTHER RESOLVED by the Kane County Board that the County Clerk is hereby requested to distribute a certified copy of this Resolution to all Appointed Department Heads; all Elected Officials; the Chief Financial Officer; and the Chairperson of the Board.

Passed by the Kane County Board on June 13, 2023

John A. Cunningham
Clerk, County Board
Kane County, Illinois

Corinne M. Pierog MA, MBA
Chairman, County Board
Kane County, Illinois

Vote:



RESOLUTION / ORDINANCE EXECUTIVE SUMMARY ADDENDUM

Title

Approving and Authorizing a County Wide Budget Policy on Vacant Positions

Committee Flow:

Finance and Budget Committee, Executive Committee, County Board

Contact:

Erica Waggoner, 630.232.5913

Budget Information:

Was this item budgeted? No	Appropriation Amount: \$NA
If not budgeted, explain funding source: NA	

Summary:

This resolution authorizes a county wide Budget Policy on Vacant Positions.

STATE OF ILLINOIS)

SS.

COUNTY OF KANE)

RESOLUTION NO. 23-237

**AUTHORIZING RELEASE OF GENERAL FUND CONTINGENCY BUDGET
FOR NEW POSITIONS**

Due to the presentation of the document, please see attached for information .



RESOLUTION / ORDINANCE EXECUTIVE SUMMARY ADDENDUM

Title

Authorizing Release of General Fund Contingency Budget for New Positions

Committee Flow:

Finance and Budget Committee, Executive Committee, County Board

Contact:

Erica Waggoneer, 630.232-5913

Budget Information:

Was this item budgeted? Yes	Appropriation Amount: \$ 1,653,061
If not budgeted, explain funding source: NA	

Summary:

This resolution authorizes the re-class of budgets from contingency to the appropriate departmental/office budgets, for positions reported as filled for the first and second quarter of FY23, prorated in accordance with the number of days each position was filled.

STATE OF ILLINOIS)

SS.

COUNTY OF KANE)

**RESOLUTION NO. 23-237
AUTHORIZING RELEASE OF GENERAL FUND CONTINGENCY BUDGET
FOR NEW POSITIONS**

WHEREAS, the County Board has set aside funding in the Fiscal Year 2023 General Fund contingency budget for certain new positions with the intent to release the budget on a quarterly basis in amounts prorated in accordance with the number of days during the quarter each position was actually filled; and

WHEREAS, the following new positions were filled during the first and second quarter of Fiscal Year 2023:

New Position Filled:	Effective Date:
IT - Desktop Support Analyst	12/1/2022
IT - Receptionist	12/1/2022
IT - Web Developer	4/30/2023
Bldg. Mgmt. - Janitor	1/30/2023
Bldg. Mgmt. - Janitor	1/17/2023
Bldg. Mgmt. - Maintenance Supervisor	12/1/2022
Bldg. Mgmt. -Maintenance Technician	12/1/2022
Bldg. Mgmt. - Maintenance Technician	12/1/2022
Bldg. Mgmt. - Maintenance Technician	2/21/2023
Bldg. Mgmt. - Maintenance Technician	2/21/2023
Bldg. Mgmt. - Project Manager	3/6/2023
Circuit Clerk - Deputy Clerk	1/30/2023
Circuit Clerk - Deputy Clerk	2/21/2023
Circuit Clerk - Deputy Clerk	1/3/2023
State's Attorney - Administrative Assistant	2/6/2023
State's Attorney - ASA - Child Abuse	2/21/2023
State's Attorney - ASA - Child Abuse	1/9/2023
State's Attorney - Evidence Clerk Body Cams	1/23/2023
State's Attorney - Evidence Clerk Body Cams	12/12/2022
State's Attorney - IT Tech Support Pretrial	2/5/2023
State's Attorney - Support Staff-FOIA Body	2/14/2023
State's Attorney - Case Manager SAHMSA	2/6/2023
Court Services - Staff Psychologist	12/15/2022
Development - Property Code Inspector	2/15/2023
Development - Property Code Inspector	3/13/2023

NOW, THEREFORE, BE IT RESOLVED by the Kane County Board that the following adjustments be made to the Fiscal Year 2023 budget for the purpose of releasing the General Fund contingency budget for the new positions that were filled during the first and second quarter in amounts prorated in accordance with the number of days the positions were actually filled during the quarter:

Account	Description	Amount
001.060.060.40005	Desktop Support Analyst	55,000
001.060.060.40005	Receptionist	40,000
001.060.060.40005	Web Developer	38,110
001.080.080.40005	Janitor	29,151
001.080.080.40005	Janitor	30,397
001.080.080.40005	Maintenance Supervisor	75,000
001.080.080.40005	Maintenance Technician	65,000
001.080.080.40005	Maintenance Technician	65,000
001.080.080.40005	Maintenance Technician	50,219
001.080.080.40005	Maintenance Technician	50,219
001.080.080.40005	Project Manager	29,479
001.250.250.40005	Deputy Clerk	25,580
001.250.250.40005	Deputy Clerk	23,729
001.250.250.40005	Deputy Clerk	27,852
001.300.300.40005	Administrative Assistant	26,038
001.300.300.40005	ASA - Child Abuse	61,808
001.300.300.40005	ASA - Child Abuse	71,233
001.300.300.40005	Evidence Clerk Body Cams	29,822
001.300.300.40005	Evidence Clerk Body Cams	33,849
001.300.300.40005	IT Tech Support Pretrial	36,740
001.300.300.40005	Support Staff-FOIA Body	27,712
001.300.306.40005	Case Manager SAHMSA	38,447
001.430.438.40005	Staff Psychologist	75,082
001.690.690.40005	Property Code Inspector	43,397
001.690.690.40005	Property Code Inspector	46,658
001.060.060.45000	Desktop Support Analyst	34,074
001.060.060.45000	Receptionist	31,235
001.060.060.45000	Web Developer	19,877
001.080.080.45000	Janitor	25,556
001.080.080.45000	Janitor	25,556
001.080.080.45000	Maintenance Supervisor	34,074
001.080.080.45000	Maintenance Technician	34,074
001.080.080.45000	Maintenance Technician	34,074
001.080.080.45000	Maintenance Technician	22,716
001.080.080.45000	Maintenance Technician	22,716
001.080.080.45000	Project Manager	18,457
001.250.250.45000	Deputy Clerk	28,918
001.250.250.45000	Deputy Clerk	26,027
001.250.250.45000	Deputy Clerk	26,027
001.300.300.45000	Administrative Assistant	14,737
001.300.300.45000	ASA - Child Abuse	14,737

Account	Description	Amount
001.300.300.45000	ASA - Child Abuse	16,579
001.300.300.45000	Evidence Clerk Body Cams	16,579
001.300.300.45000	Evidency Clerk Body Cams	21,184
001.300.300.45000	IT Tech Support Pretrial	17,500
001.300.300.45000	Support Staff FOIA Body	14,737
001.300.306.45000	Case Manager SAHMSA	14,194
001.430.438.45000	Budget moved to Contingency-Staff Psychologist	5,878
001.690.690.45000	Property Code Inspector	14,194
001.690.690.45000	Property Code Inspector	11,533
001.060.060.45010	Desktop Support Analyst	666
001.060.060.45010	Receptionist	611
001.060.060.45010	Web Developer	389
001.080.080.45010	Janitor	500
001.080.080.45010	Janitor	500
001.080.080.45010	Maintenance Supervisor	666
001.080.080.45010	Maintenance Technician	666
001.080.080.45010	Maintenance Technician	666
001.080.080.45010	Maintenance Technician	444
001.080.080.45010	Maintenance Technician	444
001.080.080.45010	Project Manager	361
001.250.250.45010	Deputy Clerk	555
001.250.250.45010	Deputy Clerk	500
001.250.250.45010	Deputy Clerk	500
001.300.300.45010	Administrative Assistant	444
001.300.300.45010	ASA - Child Abuse	444
001.300.300.45010	ASA - Child Abuse	500
001.300.300.45010	Evidence Clerk Body Cams	500
001.300.300.45010	Evidence Clerk Body Cams	638
001.300.300.45010	IT Tech Support Pretrial	527
001.300.300.45010	Support Staff FOIA Body	444
001.300.306.45010	Case Manager SAHMSA	444
001.430.438.45010	Budget moved to Contingency-Staff Psychologist	92
001.690.690.45010	Property Code Inspector	444
001.690.690.45010	Property Code Inspector	361
001.900.900.85010	Allowance for EE Exp: Desktop Support Analyst	-55,000
001.900.900.85010	Allowance for EE Exp: Receptionist	-40,000
001.900.900.85010	Allowance for EE Exp: Web Developer	-38,110
001.900.900.85010	Allowance for EE Exp: Janitor	-29,151
001.900.900.85010	Allowance for EE Exp: Janitor	-30,397
001.900.900.85010	Allowance for EE Exp: Maintenance Supervisor	-75,000
001.900.900.85010	Allowance for EE Exp: Maintenance Technician	-65,000
001.900.900.85010	Allowance for EE Exp: Maintenance Technician	-65,000
001.900.900.85010	Allowance for EE Exp: Maintenance Technician	-50,219
001.900.900.85010	Allowance for EE Exp: Maintenance Technician	-50,219
001.900.900.85010	Allowance for EE Exp: Project Manager	-29,479
001.900.900.85010	Allowance for EE Exp: Deputy Clerk	-25,580

Account	Description	Amount
001.900.900.85010	Allowance for EE Exp: Deputy Clerk	-23,729
001.900.900.85010	Allowance for EE Exp: Deputy Clerk	-27,852
001.900.900.85010	Allowance for EE Exp: Administrative Assistant	-26,038
001.900.900.85010	Allowance for EE Exp: ASA - Child Abuse	-61,808
001.900.900.85010	Allowance for EE Exp: ASA - Child Abuse	-71,233
001.900.900.85010	Allowance for EE Exp: Evidence Clerk Body Cams	-29,822
001.900.900.85010	Allowance for EE Exp: Evidence Clerk Body Cams	-33,849
001.900.900.85010	Allowance for EE Exp: IT Tech Support Pretrial	-36,740
001.900.900.85010	Allowance for EE Exp: Support Staff-FOIA Body	-27,712
001.900.900.85010	Allowance for EE Exp: Case Manager SAHMSA	-38,447
001.900.900.85010	Allowance for EE Exp: Staff Psychologist	-75,082
001.900.900.85010	Allowance for EE Exp: Property Code Inspector	-43,397
001.900.900.85010	Allowance for EE Exp: Property Code Inspector	-46,658
001.900.900.85020	Allowance for Health Exp: Desktop Support Analyst	-34,074
001.900.900.85020	Allowance for Health Exp: Receptionist	-31,235
001.900.900.85020	Allowance for Health Exp: Web Developer	-19,877
001.900.900.85020	Allowance for Health Exp: Janitor	-25,556
001.900.900.85020	Allowance for Health Exp: Janitor	-25,556
001.900.900.85020	Allowance for Health Exp: Maintenance Supervisor	-34,074
001.900.900.85020	Allowance for Health Exp: Maintenance Technician	-34,074
001.900.900.85020	Allowance for Health Exp: Maintenance Technician	-34,074
001.900.900.85020	Allowance for Health Exp: Maintenance Technician	-22,716
001.900.900.85020	Allowance for Health Exp: Maintenance Technician	-22,716
001.900.900.85020	Allowance for Health Exp: Project Manager	-18,457
001.900.900.85020	Allowance for Health Exp: Deputy Clerk	-28,918
001.900.900.85020	Allowance for Health Exp: Deputy Clerk	-26,027
001.900.900.85020	Allowance for Health Exp: Deputy Clerk	-26,027
001.900.900.85020	Allowance for Health Exp: Administrative Assistant	-14,737
001.900.900.85020	Allowance for Health Exp: ASA - Child Abuse	-14,737
001.900.900.85020	Allowance for Health Exp: ASA - Child Abuse	-16,579
001.900.900.85020	Allowance for Health Exp: Evidence Clerk Body Cams	-16,579
001.900.900.85020	Allowance for Health Exp: Evidence Clerk Body Cams	-21,184
001.900.900.85020	Allowance for Health Exp: IT Tech Support Pretrial	-17,500
001.900.900.85020	Allowance for Health Exp: Support Staff FOIA Body	-14,737
001.900.900.85020	Allowance for Health Exp: Case Manager SAHMSA	-14,194
001.900.900.85020	Allowance for Health Exp: Budget moved to Contingency-Staff Psychologist	-5,878
001.900.900.85020	Allowance for Health Exp: Property Code Inspector	-14,194
001.900.900.85020	Allowance for Health Exp: Property Code Inspector	-11,533
001.900.900.85021	Allowance for Dental Exp: Desktop Support Analyst	-666
001.900.900.85021	Allowance for Dental Exp: Receptionist	-611
001.900.900.85021	Allowance for Dental Exp: Web Developer	-389
001.900.900.85021	Allowance for Dental Exp: Janitor	-500
001.900.900.85021	Allowance for Dental Exp: Janitor	-500
001.900.900.85021	Allowance for Dental Exp: Maintenance Supervisor	-666
001.900.900.85021	Allowance for Dental Exp: Maintenance Technician	-666
001.900.900.85021	Allowance for Dental Exp: Maintenance Technician	-666
001.900.900.85021	Allowance for Dental Exp: Maintenance Technician	-444
001.900.900.85021	Allowance for Dental Exp: Maintenance Technician	-444
001.900.900.85021	Allowance for Dental Exp: Project Manager	-361
001.900.900.85021	Allowance for Dental Exp: Deputy Clerk	-555
001.900.900.85021	Allowance for Dental Exp: Deputy Clerk	-500

Account	Description	Amount
001.900.900.85021	Allowance for Dental Exp: Deputy Clerk	-500
001.900.900.85021	Allowance for Dental Exp: Administrative Assistant	-444
001.900.900.85021	Allowance for Dental Exp: ASA - Child Abuse	-444
001.900.900.85021	Allowance for Dental Exp: ASA - Child Abuse	-500
001.900.900.85021	Allowance for Dental Exp: Evidence Clerk Body Cams	-500
001.900.900.85021	Allowance for Dental Exp: Evidence Clerk Body Cams	-638
001.900.900.85021	Allowance for Dental Exp: IT Tech Support Pretrial	-527
001.900.900.85021	Allowance for Dental Exp: Support Staff FOIA Body	-444
001.900.900.85021	Allowance for Dental Exp: Case Manager SAHMSA	-444
001.900.900.85021	Allowance for Dental Exp: Budget moved to Contingency-Staff Psychologist	-92
001.900.900.85021	Allowance for Dental Exp: Property Code Inspector	-444
001.900.900.85021	Allowance for Dental Exp: Property Code Inspector	-361

Passed by the Kane County Board on June 13,2023.

John A. Cunningham
Clerk, County Board
Kane County, Illinois

Corinne M. Pierog MA, MBA
Chairman, County Board
Kane County, Illinois

Vote:

PASSED

-342,499	350.580.631.40000	Salaries and Wages
-69,801	350.580.631.45000	Health Insurance
-26,201	350.580.631.45100	FICA
-23,050	350.580.631.45200	Retirement
-17,000	350.580.631.50150	Contractual/Consulting Services
-7,946	350.580.631.53000	Liability Insurance
-9,590	350.580.631.53010	Workers Compensation
-240	350.580.631.53020	Others (Unemployment)
-3,673	350.580.631.60010	Operating Supplies
96,051	350.580.000.39900	Cash on Hand
68,445	350.580.580.40000	Salaries and Wages
14,211	350.580.580.45000	Health Insurance
5,236	350.580.580.45100	FICA
4,606	350.580.580.45200	Retirement
1,588	350.580.580.53000	Liability Insurance
1,917	350.580.580.53010	Workers Compensation
48	350.580.580.53020	Others (Unemployment)

Line Item Description:

350.580.000.32366	COVID-19 Vaccination Grant (C19VG)
350.580.697.40000	Salaries and Wages
350.580.697.45000	Health Insurance
350.580.697.45100	FICA
350.580.697.45200	Retirement
350.580.697.50150	Contractual/Consulting Services
350.580.697.53000	Liability Insurance
350.580.697.53010	Workers Compensation
350.580.697.53020	Others (Unemployment)
350.580.697.60010	Operating Supplies
350.580.000.33900	Miscellaneous Grants
350.580.631.40000	Salaries and Wages
350.580.631.45000	Health Insurance
350.580.631.45100	FICA
350.580.631.45200	Retirement
350.580.631.50150	Contractual/Consulting Services
350.580.631.53000	Liability Insurance
350.580.631.53010	Workers Compensation
350.580.631.53020	Others (Unemployment)
350.580.631.60010	Operating Supplies
350.580.000.39900	Cash on Hand
350.580.580.40000	Salaries and Wages
350.580.580.45000	Health Insurance
350.580.580.45100	FICA
350.580.580.45200	Retirement
350.580.580.53000	Liability Insurance
350.580.580.53010	Workers Compensation

350.580.580.53020 Others (Unemployment)

Was Personnel/Item/Service approved in original budget or a subsequent budget revision? No

Are funds currently available for this Personnel/Item/Service in the specific line item? No

If funds are not currently available in the specified line item, where are the funds available?

Illinois Department of Public Health and Cash on Hand

Passed by the Kane County Board on June 13, 2023.

John A. Cunningham
Clerk, County Board
Kane County, Illinois

Corinne M. Pierog MA, MBA
Chairman, County Board
Kane County, Illinois

Vote:



RESOLUTION / ORDINANCE EXECUTIVE SUMMARY ADDENDUM

Title

Authorizing Budget Amendment for FY23 IDPH COVID-19 Vaccination Grant

Committee Flow:

Public Health Committee, Finance and Budget Committee, Executive Committee, County Board

Contact:

Michael Isaacson, 630.208.3140

Budget Information:

Was this item budgeted? Yes	Appropriation Amount: \$N/A
If not budgeted, explain funding source: N/A	

Summary:

This resolution authorizes the Health Department to replace FY23 budgeted seasonal positions included in FY23 headcount: Seasonal COVID-19 Communicable Disease Coordinator, Seasonal COVID-19 Surveillance Specialist, Seasonal Finance & Facilities Assistant and Seasonal Administrative Assistant and hire regular positions Communicable Disease Surveillance Coordinator, Communicable Disease Supervisor, Finance Operation Specialist, and Facilities Logistics Assistant with no charge in the FY23 budgeted headcount to comply with the revised Kane County Personnel Policy Handbook. The Kane County Board approved resolution #22-332 on September 13, 2022 establishing a policy and procedures regarding Temporary and Seasonal Workers.

STATE OF ILLINOIS)
)
) SS.
)
COUNTY OF KANE)

RESOLUTION NO. 23-239

**FY2023 BUDGET ADJUSTMENT TO ROLLOVER UNSPENT PORTION OF
HEALTH DEPARTMENT GRANT TO THE KANE COUNTY STATE’S
ATTORNEY’S OFFICE COLLABORATIVE DIVERSION UNIT**

WHEREAS, Resolution 22-252 allocated \$6,200 from the Health Department Grant to the SAO Collaborative Diversion unit; and

WHEREAS, Resolution 22-415 allocated an additional \$8,151 from the Health Department Grant to the SAO Collaborative Diversion unit; and

WHEREAS, The original grant was received by the Health Department in FY2022, but because the allocation was made late in the fiscal year, the allocation was not fully expended by the end of the fiscal year, resulting in an extension of the grant deadline through March 2023.

NOW, THEREFORE, BE IT RESOLVED that the Kane County Board that the budget adjustment for FY2023 to give back the remainder of the unspent grant is approved, to account for the expenditures that occurred in FY23 related to this grant:

Line Item: See Various

114.800.816.89000	Net Income	(\$9,776)
114.800.816.99001	Transfer to Fund 001	\$9,776
001.300.000.39114	Transfer to Fund 114	\$9,776
011.300.306.60010	Operating Expenses	\$200

Line Item Description: Various see above

Was Personnel/Item/Service approved in original budget or a subsequent budget revision? Yes - FY22

Are funds currently available for this Personnel/Item/Service in the specific line item? No

If funds are not currently available in the specified line item, where are the funds available?

144.800.816.89000

Passed by the Kane County Board on June 13, 2023.

John A. Cunningham
Clerk, County Board
Kane County, Illinois

Corinne M. Pierog MA, MBA
Chairman, County Board
Kane County, Illinois

Vote:



RESOLUTION / ORDINANCE EXECUTIVE SUMMARY ADDENDUM

Title

FY2023 Budget Adjustment to Rollover Unspent Portion of Health Department Grant to the Kane County State's Attorney's Office Collaborative Diversion Unit

Committee Flow:

Judicial Public Safety Committee, Finance and Budget Committee, Executive Committee, County Board

Contact:

Terry Hunt 630.232.3500

Budget Information:

Was this item budgeted? Yes	Appropriation Amount: \$N/A
If not budgeted, explain funding source: N/A	

Summary:

The original grant was received by the Health Department in FY2022, but because the allocation was made late in the fiscal year, the allocation was not fully expended by the end of the fiscal year, resulting in an extension of the grant deadline through March 2023

NOW, THEREFORE, BE IT RESOLVED that the Kane County Board that the Health Department be authorized to purchase contractual services for an amount not to exceed three hundred thirty-five thousand dollars (\$335,000.00) and include the following: Tag Communications-\$85,000, Northwestern Delnor Hospital-\$50,000, Rush Copley Medical Center-\$50,000, Mercy Medical Center-\$50,000, Saint Joseph Hospital-\$50,000, Advocate Sherman Hospital-\$50,000

Line Item: 350.580.656.50150 \$85,000

350.580.677.50150 \$250,000

Line Item Description: Contractual Services

Was Personnel/Item/Service approved in original budget or a subsequent budget revision? YES

Are funds currently available for this Personnel/Item/Service in the specific line item? YES

If funds are not currently available in the specified line item, where are the funds available? N/A

Passed by the Kane County Board on June 13, 2023.

John A. Cunningham
Clerk, County Board
Kane County, Illinois

Corinne M. Pierog MA, MBA
Chairman, County Board
Kane County, Illinois

Vote:



RESOLUTION / ORDINANCE EXECUTIVE SUMMARY ADDENDUM

Title

AUTHORIZING OPIOID RESPONSE COMMUNITY PROJECTS

Committee Flow:

Public Health Committee, Finance and Budget Committee, Executive Committee, County Board

Contact:

Michael Isaacson, 630-208-3140

Budget Information:

Was this item budgeted? YES	Appropriation Amount: \$N/A
If not budgeted, explain funding source: N/A	

Summary:

This resolution authorizes the Health Department to purchase contractual services from several community organizations in Kane County to carry out opioid overdose reduction strategies as part of the Illinois Department of Human Services State Opioid Response grant program.

Activities carried out by contractors will include targeted messaging around benefits of carrying naloxone, and linkages to treatment opportunities to increase harm reduction efforts.

Passed by the Kane County Board on June 13, 2023

John A. Cunningham
Clerk, County Board
Kane County, Illinois

Corinne M. Pierog MA, MBA
Chairman, County Board
Kane County, Illinois

Vote:



RESOLUTION / ORDINANCE EXECUTIVE SUMMARY ADDENDUM

Title

Authorizing Hiring Communicable Disease Surveillance Coordinator, Communicable Disease Supervisor, Finance Operation Specialist and Facilities Logistics Assistant to Replace the Seasonal Positions in the FY23 Budget

Committee Flow:

Public Health Committee, Finance and Budget Committee, Executive Committee, County Board

Contact:

Michael Isaacson, 630-208-3140

Budget Information:

Was this item budgeted? Yes	Appropriation Amount: \$N/A
If not budgeted, explain funding source: N/A	

Summary:

This resolution authorizes the Health Department to replace FT23 budgeted seasonal positions included in FY23 headcount: Seasonal COVID-19 Communicable Disease Coordinator, Seasonal COVID-19 Surveillance Specialist, Seasonal Finance & Facilities Assistant and Seasonal Administrative Assistant and hire regular positions Communicable Disease Surveillance Coordinator, Communicable Disease Supervisor, Finance Operation Specialist, and Facilities Logistics Assistant with no charge in the FY23 budgeted headcount to comply with the revised Kane County Personnel Policy Handbook. The Kane County Board approved resolution #22-332 on September 13, 2022 establishing a policy and procedures regarding Temporary and Seasonal Workers.

STATE OF ILLINOIS)

SS.

COUNTY OF KANE)

RESOLUTION NO. 23-242

AUTHORIZING SALARY INCREASES PURSUANT TO THE EQUITY PROJECT

WHEREAS, the Human Resources Department is conducting an Equity Project to ensure consistent application of salaries; and

WHEREAS, the after initial grading of participating positions, some positions were more than twenty percent (20%) below the median of current rates; and

WHEREAS, as an intermediate step in the equity project, employees whose salary falls more than twenty percent (20%) below the median of the current ranges can be adjusted immediately, retroactive to December 1, 2022, to help reach internal equity.

NOW, THEREFORE, BE IT RESOLVED by the Kane County Board that the salary adjustments listed in Exhibit A be made effective December 1, 2022; and

NOW, THEREFORE, BE IT FURTHER RESOLVED by the Kane County Board that any subsequent budget adjustment that shall be necessary to fund these adjustments shall be made when the funds in the corresponding salary line have been exhausted; and

NOW, THEREFORE, BE IT FURTHER RESOLVED by the Kane County Board that any budget adjustment pursuant to this resolution shall not exceed the difference between the budgeted amount and the adjusted salary for the corresponding position .

Passed by the Kane County Board on June 13, 2023.

John A. Cunningham
Clerk, County Board
Kane County, Illinois

Corinne M. Pierog MA, MBA
Chairman, County Board
Kane County, Illinois

Vote:



RESOLUTION / ORDINANCE EXECUTIVE SUMMARY ADDENDUM

Title

Authorizing Salary Increases Pursuant to the Equity Project

Committee Flow:

Human Services Committee, Finance and Budget Committee, Executive Committee, County Board

Contact:

Jamie Loblillo, 630.208.3836

Budget Information:

Was this item budgeted? Yes	Appropriation Amount: \$N/A
If not budgeted, explain funding source: N/A	

Summary:

This resolution authorizes salary increases pursuant to the Equity Project.

STATE OF ILLINOIS)
)
) SS.
)
COUNTY OF KANE)

RESOLUTION NO. 23-243

**APPROVING THE PURCHASE OF ONE REPLACEMENT VEHICLE FOR THE
KANE COUNTY SHERIFF’S OFFICE**

WHEREAS, the Kane County Sheriff’s Office requires one (1) replacement vehicle for a unit that was totaled en route to a call; and

WHEREAS, one (1) vehicle will be replaced with budgeted funds from the FY23 budget and reimbursed by our insurance agency through the Kane County Human Resources Department; and

WHEREAS, the most responsive vendor was Morrow Brothers Ford Inc., 1242 Main Street, Greenfield, Illinois, for the 2023 Ford Police Interceptor Utility AWD at a price of \$40,745.00; and

WHEREAS, Kane County Human Resources has notified the Kane County Sheriff’s Office that insurance will reimburse our agency a total of Thirty-Five Thousand, Four Hundred Fifty Dollars and 00/100 (\$35,450.00), leaving a balance of Five Thousand, Two Hundred Ninety-Five Dollars and 00/100 (\$5,295.00) to be paid out of the Automotive Equipment, 128.380.395.70070.

NOW, THEREFORE, BE IT RESOLVED that the Kane County Board that the Chair’s signature is hereby approving the purchase of a 2023 Ford Police Interceptor Utility AWD for a not-to-exceed amount of Forty Thousand, Seven Hundred Forty-Five Dollars and 00/100 (\$40,745.00) from Morrow Brothers Ford, Inc., Greenfield, Illinois.

Line Item: 128.380.395.70070

Line Item Description: Automotive Equipment

Was Personnel/Item/Service approved in original budget or a subsequent budget revision? No

Are funds currently available for this Personnel/Item/Service in the specific line item? Yes

If funds are not currently available in the specified line item, where are the funds available?

N/A

Passed by the Kane County Board on June 13, 2023.

John A. Cunningham
Clerk, County Board
Kane County, Illinois

Corinne M. Pierog MA, MBA
Chairman, County Board
Kane County, Illinois

Vote:



RESOLUTION / ORDINANCE EXECUTIVE SUMMARY ADDENDUM

Title

Approving the Purchase of One Replacement Vehicle for the Kane County Sheriff's Office

Committee Flow:

Judicial Public Safety Committee, Finance and Budget Committee, Executive Committee, County Board

Contact:

Christie Duffy 630.208.2001


Budget Information:

Was this item budgeted? Yes	Appropriation Amount: \$40,745.00
If not budgeted, explain funding source: N/A	

Summary:

This resolution approves the purchase of one (1) replacement vehicle that was totaled while en route to a call. The Kane County Sheriff's Office Fleet Supervisor was able to locate one (1) suitable vehicle through the current government contract.

The Kane County Human Resources has notified the Kane County Sheriff's Office that insurance will reimburse our agency a total of \$35,450.00, leaving a balance of \$5,295.00 to be paid out of the Automotive Equipment Fund, 128.380.395.70070.



December 28, 2022

Ordering Agency: _____

Purchase Order: _____

Contact Person: _____

Exterior Color: _____

Phone Number: _____

Quantity: _____

1-New 2023 Ford Police Interceptor Utility AWD

- ✓ Cloth Front/Vinyl Rear Seats
- ✓ 51R Driver's Side LED Spotlight
- ✓ 18D Rear Hatch Timer Delete
- ✓ 549 Power Heated Mirrors
- ✓ 43D Dark Mode Interior
- ✓ 47A Factory Ignition Override
- ✓ 60A Grill/Lamp/Speaker Wiring
- ✓ All other standard equipment

Illinois Government Price \$39,785.00*

Circle the below option(s) if desired.

Hybrid Engine	Add \$2,975.00	Auxiliary Air Conditioning	Add \$610.00
Remote Keyless	Add \$360.00	M, MP, Sheriff License/Title	Add \$225.00
Rear L/W/H D.C.	Add \$85.00	Delivery in Illinois	Add \$375.00

Complete Ready for the Road Upfitting available. Vehicle Equipment is in Stock.

A limited quantity of units have an ETA* of late January at the time of this quote. Units are available, first come first serve. Additional options can be added as required. Let me know if you have any questions.

Thank you,

Richie Morrow Wellenkamp
Government Sales Manager
Morrow Brothers Ford, Inc.

Customer Acceptance: _____

Date of Acceptance: _____

Please submit this form along with your purchase order and a copy of your Illinois Tax Exempt Letter.

052023 KCSO Replacement Vehicle

Base price	\$39,785.00
Remote keyless entry	\$360.00
M, MP, Sheriff License/Title	\$225.00
Delivery in Illinois charge	\$375.00
<u>Total</u>	<u>\$40,745.00</u>

STATE OF ILLINOIS)

SS.

COUNTY OF KANE)

RESOLUTION NO. 23-244

AUTHORIZING AGREEMENTS FOR WORKFORCE INNOVATION AND OPPORTUNITY ACT AND TRADE ADJUSTMENT ACT PROGRAMS FOR PROGRAM YEAR 2023

WHEREAS, Kane County administers annual allocations of federal workforce development funding provided by the Illinois Department of Commerce and Economic Opportunity for the local workforce development area, which includes Kane, Kendall and DeKalb Counties; and

WHEREAS, said funding is authorized under the Workforce Innovation and Opportunity Act (WIOA), which supports career and employment readiness services to area job seekers; and

WHEREAS, the County anticipates being awarded a formula allocation under the Workforce Innovation and Opportunity Act for Program Year 2023 (July 1, 2023 to June 30, 2024) as well as one or more allocations of Trade Adjustment Act funds to serve impacted workers during the year; and

WHEREAS, the County typically contracts with a range of outside entities to deliver services to adults, dislocated workers, and youths throughout the three-county workforce area; and

WHEREAS, the County conducted the necessary Request for Proposals (RFP) process or reviewed the performance of providers that were procured in previous years and determined them to be eligible for new or extended contracts in Program Year 2023; and

WHEREAS, the local Workforce Development Board has authorized all workforce development programming within the three-county area for Program Year 2023.

NOW, THEREFORE, BE IT RESOLVED that the Chairman of the Kane County Board and/or the Director of the Office of Community Reinvestment are authorized to sign agreements, certifications, reports and other documents required by the Illinois Department of Commerce and Economic Opportunity in order to receive Workforce Innovation and Opportunity Act and Trade Adjustment Act funds awarded for Program Year 2023, and to sign agreements with the entities named in the attached Exhibit A to undertake the activities/services described and up to the amounts specified for Program Year 2023.

Line Item: 480.98116

Line Item Description: WIOA Adult PY23, WIOA Disl. Wkr. PY23, & WIOA Youth PY23

Was Personnel/Item/Service approved in original budget or a subsequent budget revision? Yes

Are funds currently available for this Personnel/Item/Service in the specific line item? Yes

If funds are not currently available in the specified line item, where are the funds available? N/A

Passed by the Kane County Board on June 13, 2023.

John A. Cunningham
Clerk, County Board
Kane County, Illinois

Corinne M. Pierog MA, MBA
Chairman, County Board
Kane County, Illinois

Vote:

EXHIBIT A

PROGRAM YEAR 2023 ADULT/DISLOCATED WORKER CONTRACT SERVICES

Entity Names	Activities/Services	Up To Amounts
Elgin Community College, Kishwaukee College, and Waubonsee Community College	Extend the term of current contracts through 6/30/2024 for the delivery of cohort classroom training. Increase the awards by a total combined amount listed herein.	\$300,000.00 (combined)
Employment & Employer Services	Extend the term of current contract through 12/31/2023 for on-the-job training eligibility screening, intake and tracking, as well as targeted outreach and recruitment for open/posted positions. Increase the award by the amount listed herein.	\$175,000.00
Dynamic Works Institute	Extend the term of current contract through 11/30/2023 for the delivery of virtual job readiness workshops coupled with one-on-one coaching sessions tailored to participant needs.	N/A
Total		\$475,000.00

PROGRAM YEAR 2023 YOUTH CONTRACT SERVICES

Entity Names	Activities/Services	Up To Amounts
Business and Career Services	Youth career exploration, employment readiness and internship placement in the manufacturing field.	\$210,562.50
Elgin Community College	Youth career counseling and training with supervised internship/employment opportunities.	\$355,864.00
Grundy-Kendall ROE	Youth employment readiness through academic remediation, tutoring, mentoring and supervised work experience opportunities.	\$164,290.00
Kishwaukee College	Youth career counseling and training with exposure to work through job shadowing and/or paid work experience.	\$340,000.00
Parents Alliance Employment Project	Employment readiness and job training for special needs youth, along with supervised work experience opportunities in a medical setting.	\$214,297.44
Waubonsee College	Career counseling and training for youth, along with academic support, tutoring, and work experience opportunities.	\$371,917.00
Total		\$1,656,930.94

PROGRAM YEAR 2023 ONE-STOP OPERATOR CONTRACT SERVICES

Entity Name	Activities/Services	Up To Amount
One-Stop Operator Consortium (Kane County Office of Community Reinvestment, Managing Member)	Perform one-stop operator functions, including data collection and reporting, service coordination, professional development and continuous improvement, and job center certification. This contract is supported financially by the various workforce partners under an MOU and cost-sharing agreement.	\$43,612.08
Total		\$43,612.08



RESOLUTION / ORDINANCE EXECUTIVE SUMMARY ADDENDUM

Title

Authorizing Agreements for Workforce Innovation and Opportunity Act and Trade Adjustment Act Programs for Program Year 2023

Committee Flow:

Jobs Committee, Finance and Budget Committee, Executive Committee, County Board

Contact:

Scott Berger, 630.208.5351

Budget Information:

Was this item budgeted? Yes	Appropriation Amount: \$2,175,543.02
If not budgeted, explain funding source: N/A	

Summary:

The attached resolution authorizes the acceptance of Federal Workforce Innovation and Opportunity Act and Trade Adjustment Act funds awarded for Program Year 2023 (July 1, 2023 to June 30, 2024). It also authorizes agreements for the delivery of workforce services to adults, dislocated workers, and youth throughout the three-county workforce area, as well as for one-stop operator services. All contracting has been authorized by the Workforce Development Board, which oversees workforce activities in Kane, Kendall, and Dekalb Counties. Costs will be covered with federal funds provided by the U.S. Department of Labor, via the Illinois Department of Commerce and Economic Opportunity.

**County of Kane
PURCHASING DEPARTMENT
KANE COUNTY GOVERNMENT CENTER**

719 S. Batavia Avenue, Bldg. A
Geneva, Illinois 60134

Telephone: (630) 208-3803
Fax: (630) 208-5107



April 25, 2023

PROCUREMENT SYNOPSIS

Requesting Department: Workforce Development Board
Procurement Name: RFP 23-017: One-Stop Operator
Recommended Vendors: One-Stop Operator Consortium (Kane County Office of Community Reinvestment, Managing Member)

NOTIFICATION AND RESPONSE

Public Notices: Bidnet Direct and The Daily Herald

Advertising Date:	March 23, 2023	Notices sent/Plan Holders: 270/19
Proposal Due Date:	April 20, 2023	Proposals Received: 1

PURPOSE

Workforce development programming is administered by a diverse group of agencies at both the state and local levels, including public- and private-sector agencies. This contract will fulfill the role of a One-Stop Operator System through which job seekers and employers can access the services that will appropriately meet their needs.

The following proposals were received:

Vendor
One-Stop Operator Consortium (Kane County Office of Community Reinvestment, Managing Member)

The evaluation team reviewed the proposal received and determined that the One-Stop Operator Consortium (whose members include Elgin Community College, IDES and the Kane County Office of Community Reinvestment) understands the statement of work according to the solicitation document and can provide these much-needed services and recommends awarding the One Stop Operator Services contract to the Consortium, pending approval of the Workforce Development Board.

Submitted By:

Karin Kietzman

Karin Kietzman, CPPB
Director of Purchasing

Passed by the Kane County Board on June 13, 2023.

John A. Cunningham
Clerk, County Board
Kane County, Illinois

Corinne M. Pierog MA, MBA
Chairman, County Board
Kane County, Illinois

Vote:



RESOLUTION / ORDINANCE EXECUTIVE SUMMARY ADDENDUM

Title

Authorizing an Agreement with Waste Management for Refuse Removal

Committee Flow:

Administration Committee, Finance and Budget Committee, Executive Committee, County Board

Contact:

Roger Fahnestock, 630.232.3571

Budget Information:

Was this item budgeted? Yes	Appropriation Amount: \$60,000
If not budgeted, explain funding source: N/A	

Summary:

This resolution authorizes a contract agreement for refuse removal with Waste Management of Illinois, Inc.

County of Kane
PURCHASING DEPARTMENT
KANE COUNTY GOVERNMENT CENTER

719 S. Batavia Avenue, Bldg. A
Geneva, Illinois 60134

Telephone: (630) 208-3803
Fax: (630) 208-5107



April 27, 2023

PROCUREMENT SYNOPSIS

Requesting Department:	Building Management Department
Procurement Name:	Bid 23-020 Refuse Removal Services
Recommended Vendors:	Waste Management of Illinois, Inc.

NOTIFICATION AND RESPONSE

Public Notices: Bidnet Direct and The Daily Herald

Advertising Date:	March 17, 2023	Notices sent/Plan Holders: 19/19
Proposal Due Date:	April 7, 2023	Proposals Received: 2

PURPOSE

This contract will provide refuse removal and recycling services to the Kane County Government Complexes including the Forest Preserves District locations. The following bids were received:

Vendor	Grand Total Cost
Waste Management of Illinois, Inc. – Batavia, IL	\$43,142.82
Groot Industries – Elgin, IL	\$45,585.00 (*)

(*) non-compliance to bid specifications.

Kane County Building Management, Division of Transportation, Forest Preserve District, and Staff has reviewed all bids and determined that Waste Management of Illinois, Inc. is most responsive and will provide these services at the highest quality and value.

As stated in the solicitation document, the term of this agreement is for four (4) years, with five (5) one-year optional renewal periods if mutually agreed upon.

The Building Management Department with the support of KDOT and Forest Preserve District recommends awarding this contract to Waste Management of IL, Inc. of Batavia, Illinois pending approval by Committee and County Board.

Submitted By:

Timothy Keovongsak,

Tim Keovongsak, CPPB

Assistant Director of Purchasing

23-020 Refuse Removal & Recycling Service

April 7, 2023 @ 3:30 pm

FINAL BID TABULATION		VENDORS	
		Waste Management 780 N. Kirk Road Batavia, IL 60510	Groot Industries 2500 Landmeier Road Elk Grove Village, IL60007
KANE COUNTY GOVERNMENT - PART 1		Annual Cost	Annual Cost
Location #1: KC Govt. Center - 719 S. Batavia Ave., Geneva, IL	Refuse Removal	\$3,167.20	\$3,744.00
	Recycling Service	\$1,775.28	\$2,496.00
Location #2: 3rd St Courthouse - 100 S. 3rd. St., Geneva, IL	Refuse Removal	\$2,108.88	\$2,496.00
	Recycling Service	\$887.64	\$1,248.00
Location #3: Circuit Court - 540 S. Randall Rd., St. Charles, IL	Refuse Removal	\$1,054.44	\$1,248.00
	Recycling Service	\$751.80	\$831.00
Location #4: Judicial Ctr. - 37W777 Rout 38, St. Charles, IL	Refuse Removal	\$9,964.32	\$4,152.00
	Recycling Service	\$1,039.92	\$834.00
Location #5: Juv Just Ctr., - 37W655 Route 38, St. Charles, IL	Refuse Removal	\$3,817.44	\$4,992.00
	Recycling Service	\$751.80	\$831.00
Location #6: Health Dept., 1240 N. Highland Ave., Aurora, IL	Refuse Removal	\$836.40	\$831.00
	Recycling Service	\$616.08	\$417.00
Location #7: Adult Corrections - 37W755 Route 38, St. Charles, IL	Refuse Removal	\$2,108.88	\$3,324.00
	Compactor 1x month	\$5,820.00	\$5,820.00
	Recycling Service	\$2,046.84	\$3,324.00
Location #8: Court Svc Dept., 1330 N. Highland Ave., Aurora, IL	Refuse Removal	\$1,054.44	\$1,248.00
	Recycling Service	\$1,232.04	\$831.00
Location #9: KC Multi-Used Facility - 37W699 IL Rt.38, St. Charles, IL	Refuse Removal	\$618.24	\$417.00
	Recycling Service	na	na
Total Cost Part 1- (KC Locations #1 - #9)		\$39,651.64	\$39,084.00

OPTIONS & ALTERNATES

Option #1	Cost/30 Yd Roll Off	\$320.00	\$274.00
Option #2 - 2 FY (Paper Recycling - as-needed) subject to charge	No		
	Yes	X	X
	Cost/per Service	\$51.34	\$50.00
Alternate #1 - Animal Control - 4060 Kesslinger Rd., Geneva, IL	Cost Per Month	\$113.54	\$121.50
Alternate #2 - KDOT- 41W011 Burlington Rd., St. Charles, IL (Per pick-up)	30 Yd Dumpster	\$390.00	\$274.00
	Per Ton Over Weight	\$65.00	\$62.00
	Total Cost for Recycling	\$31.30	\$34.75
Total Cost Options & Alternates		\$971.18	\$816.25

Total Cost Part 1 - Kane County	\$40,622.82	\$39,900.25
--	--------------------	--------------------

KANE COUNTY FOREST PRESERVE - PART 2	On-Call Service	**Monthly Cost/Weekly Service
---	-----------------	--------------------------------------

On-call service on as-need basis

Total Cost Part 2 - Forest Preserve	\$2,520.00	\$5,684.75
--	-------------------	-------------------

** Not per bid specifications

GRAND TOTAL COST	\$43,142.82	\$45,585.00
-------------------------	--------------------	--------------------

Cost Adjustment after the initial 2 year contract term for all locations

Contract Year #3 & #4		6%	8%
Option Year #1 - #5		9%	5%



1 | SIGNED BID OFFER TO CONTRACT FORM

ADDENDUM 1 – REVISED OFFER TO CONTRACT FORM
 BID 23-020 Page 1 - 10

KANE COUNTY REVISED OFFER TO CONTRACT FORM BID 23-020 REFUSE REMOVAL SERVICES

Bid Due Date & Time: FRIDAY, APRIL 7, 2023 at 3:30 p.m. CST

Bid response must submit electronically to <https://www.bidnetdirect.com/illinois/kanecounty>

To: County of Kane Purchasing Department
 Kane County Government Center
 Bldg. A, Room 214 719 S. Batavia Ave., Geneva, IL 60134

The following offer is hereby made to the County of Kane, Illinois, hereafter called the Owner.

Submitted By: Walter M. Smul, Waste Management of IL, Inc.

- I. The undersigned Vendor proposes and agrees, after having examined the specifications, quantities and other contract documents, to irrevocably offer to provide waste removal and recycling services in compliance with all terms, conditions, specifications and amendments contained in the bid solicitation documents. The items in this Invitation to Bid, including, but not limited to, all required certificates, are fully incorporated herein as a material and necessary part of the contract.
 - A. The Vendor shall also include with his bid any necessary literature, samples, etc., as required within the Invitation to Bid, Instruction to Bidders and specifications.
 1. the Vendor has examined the Contractor Disclosure (Section 28) of the Instruction to Bidders, and has included or provided a certified document listing all cumulative campaign contributions made within the past twelve months, to any current or county-wide elected officer, and ownership interest in entity greater than five percent.
 - B. For purposes of this offer, the terms Offeror, Bidder, Contractor, and Vendor are used interchangeably.
- II. In submitting this Offer, the Vendor acknowledges:
 - A. All bid documents have been examined: Instructions to Bidder, Statement of Work, including the Specifications and the following addenda:
 No. 1, No. _____, No. _____, No. _____, No. _____, No. _____, (Contractor to acknowledge addenda here.) *mmg 3/29/2023*
 - B. The site(s) and locality have been examined where the Service is to be performed, the legal requirements (federal, state and local laws, ordinances, rules and regulations) and the conditions affecting cost, progress or performance of the work and has made such independent investigations, as Vendor deems necessary.
 - C. To be prepared to execute a contract with the Owner within ten (10) calendar days after acceptance of the bid by the Owner.

III. MAIN BID – PART 1

Pick up services at various Kane County Government Facilities:

#	Locations and Service Requirements	Monthly Cost of Services as Specified	1 Year Total (Monthly Cost of Services as Specified x 12)	
1	Government Complex 719 S. Batavia Ave. Geneva, 60134	Refuse Removal 1 – 6 yard container covered Pick up 3 x weekly	\$ 263.20	\$ 3,163.20
		Recycling Service 1 – 6 yard container covered Pick up 2 x weekly	\$ 147.94	\$ 1,775.28
2	Courthouse 100 S. 3 rd Street Geneva, 60134	Refuse Removal 1 – 6 yard container covered Pick up 2 x weekly	\$ 175.74	\$ 2,108.88
		Recycling Service 1 – 6 yard container Pick up 1 x weekly	\$ 73.97	\$ 887.64
3	Circuit Court 540 S. Randall Rd. St. Charles, 60174	Refuse Removal 1 – 6 yard container covered Pick up 1 x weekly	\$ 87.87	\$ 1,054.44
		Recycling Service 1 – 4 yard container covered Pick up 1 x weekly	\$ 62.65	\$ 751.80
4	Judicial Center 37W777 Route 38, St. Charles, 60175	Refuse Removal 4 – 2 yard containers covered Pick up 5 x weekly Vendor to pick up only one full container per day (not both)	\$ 830.36	\$ 9,964.32
		Recycling Service 2 – 2 yard containers covered Pick up 1 x weekly (Mon)	\$ 86.66	\$ 1,039.92
5	Juvenile Justice Center 37W655 Route 38, St. Charles, 60175	Refuse Removal 1 - 8 yard container covered Pick up 3 x weekly (Mon/Wed/Fri)	\$ 318.12	\$ 3,817.44
		Recycling Service 1 – 4 yard container covered Pick up 1 x weekly (Friday)	\$ 62.65	\$ 751.80

ADDENDUM 1 - REVISED OFFER TO CONTRACT FORM
 BID 23-020 Page 3 - 10

#	Locations and Service Requirements	Monthly Cost of Services as Specified	1 Year Total (Monthly Cost of Services as Specified x 12)	
6	Health Department 1240 N. Highland Ave. Aurora, 60506	Refuse Removal 1 - 4 yard container covered Pick up 1 x weekly	\$ 69.70	\$ 836.40
		Recycling Service 1 - 2 yard containers covered Pick up 1 x weekly	\$ 51.34	\$ 616.08
7	Adult Corrections 37w755 Rt.38, St. Charles, IL 60175	Refuse Removal 1 - 8 yard container covered Pick up 2 x weekly	\$ 175.74	\$ 2,108.88
		1 - 30 yard self-contained compactor (County owned) Pick up - TBD	\$ 485/hour OV 2 = 965	\$ 11,640.00
		Recycling Service 1 - 8 yard container covered Pick up 2 x weekly	\$ 170.57	\$ 2,046.84
8	Court Service Department 1330 N. Highland Ave. Aurora, 60506	Refuse Removal 1 - 6 yard container covered Pick up 1 x weekly	\$ 87.87	\$ 1054.44
		Recycling Service 1 - 2 yard container covered Pick up 2 x weekly	\$ 102.67	\$ 1232.04
9	Kane County Multi-Used Facility 37W699 IL Rt.38 St. Charles, IL 60175	Refuse Removal 1 - 2 yard container covered Pick up 1 x weekly	\$ 51.52	\$ 618.24
TOTAL COST - MAIN BID PART 1:			\$ 45,467.64	



IV. OPTIONAL SERVICES AT LOCATIONS

Option #1

Total cost of services as specified \$ 320 per 30YD roll off OV 2 = \$65.00
Maximum weight allowance: 2 ton
Over maximum weight allowance: 65/ton

Option #2

If additional paper recycling locations are implemented during the course of the contract for some or all of the sites listed, are they subject to additional charges?

YES NO

If yes please list appropriate charges: _____ container size. \$ _____ per service
2 FY = \$51.34 4 FY = 62.65 6 FY = 73.97 8 FY = 85.28

V. ALTERNATE - 1

KANE COUNTY ANIMAL CONTROL - 4060 KESSLINGER RD. GENEVA, IL 60134
Refuse Removal
1 - 6-yard container cover
Pick up 1 x weekly
Recycled Service
1 - 2-yard container covered
Pick up every other week

Total cost of services as specified \$ 113.54 per month

VI. ALTERNATE - 2

KANE COUNTY DIVISION OF TRANSPORTATION - 41W011 Burlington Rd., St. Charles, IL 60175
Refuse Removal
1 - 30-yard dumpster Maximum weight allowance: 4,000 lb.
Recycling Service
1 - 4-yard container
Pick up every other Tuesday

Total cost for 30-yard KDOT dumpster: \$ 390 per service, weight limit: 2 ton
Price per ton over maximum weight limit \$ 65.00 per ton
Total cost for recycling \$ 31.30 per service



VII. BID – PART 2

On-Call services for Kane County Forrest Districts locations.

A. FOREST PRESERVE - NORTH

#	Forrest Preserve - Locations and Service Requirements	Unit Cost
1	Muirhead 42W797 Rohrsen Rd. Hampshire, IL 60140	Refuse Service 6 yard On Call \$ 42.00
		Recycling Service 4 yard On Call \$ 42.00
2	Binnie 38W040 Binnie Rd. West Dundee, IL 60118	Refuse Service 6 yard On Call \$ 42.00
3	Bowes Creek 9N420 Crawford Rd. Elgin, IL 60124	Refuse Service 6 yard On Call \$ 42.00
4	Brewster 6N921 IL Route 25 St. Charles, IL 60174	Refuse Service 6 yard On Call \$ 42.00
		Recycling Service 4 yard On Call \$ 42.00
5	Burnidge 14W035 Coombs Rd. Elgin, IL 60123	Refuse Service 6 yard On Call \$ 42.00
6	Fox River Shores 701 Williams Rd. Carpentersville, IL 60110	Refuse Service 6 yard On Call \$ 42.00
7	John Duer 35W003 IL Route 31 South Elgin, IL 60177	Refuse Service 6 yard On Call \$ 42.00
		6 yard On Call \$ 42.00
		Recycling Service 4 yard On Call \$ 42.00
8	Rutland 41W230 Big Timber Rd. Hampshire, IL 60140	Refuse Service 6 yard On Call \$ 42.00
		6 yard On Call \$ 42.00
9	Tekakwitha 35W076 Villa Maria Rd. St. Charles, IL 60174	Refuse Service 6 yard On Call \$ 42.00
10	Tyler Creek 401 David Drive Elgin, IL 60123	Refuse Service 6 yard On Call \$ 42.00
		6 yard On Call \$ 42.00

FOREST PRESERVE – NORTH

#	Forrest Preserve - Locations and Service Requirements		Unit Cost
11	Voyageurs 50 Airport Road Elgin, IL 60123	Refuse Service	6 yard On Call \$ 42.00
		Recycling Service	4 yard On Call \$ 42.00
13	Hampshire 44W780 Allen Road Hampshire, IL 60140	Refuse Service	6 yard On Call \$ 42.00
			6 yard On Call \$ 42.00
14	Camp Tomo 40W095 Freeman Rd. Gilberts, IL 60135	Refuse Service	6 yard On Call \$ 42.00
			6 yard On Call \$ 42.00
15	PW Camping 38W235 Big Timber Road Elgin, IL 60124	Refuse Removal	6 yard On Call \$ 42.00
			6 yard On Call \$ 42.00
			6 yard On Call \$ 42.00
			6 yard On Call \$ 42.00
			2 yard On Call \$ 42.00
		Recycling Service	4 yard On Call \$ 42.00
16	Buffalo Park 1 Alan Drive Algonquin, IL 60102	Refuse Service	6 yard On Call \$ 42.00
			6 yard On Call \$ 42.00

B. FOREST PRESERVE – SOUTH

#	Locations and Service Requirements	Unit Cost
1	Grunwald 2S033 Lorang Road Attn: S. Main Shop Elburn, IL 60119	Refuse Service 6 yard On Call \$ 42.00
		6 yard On Call \$ 42.00
		Recycling Service 2 yard On Call \$ 42.00
2	Bliss – 42W619 Kedeka Rd., Sugar Grove, IL 60554	Refuse Service 6 yard On Call \$ 42.00
		Recycling Service 4 yard On Call \$ 42.00
3	Campton 4N379 Townhall Rd. St. Charles, IL 60174	Refuse Service 6 yard On Call \$ 42.00
		6 yard On Call \$ 42.00
		Recycling Service 2 yard On Call \$ 42.00
4	Elburn 45W061 IL Route 38 Maple Park, IL 60151	Refuse Service 6 yard On Call \$ 42.00
5	Fabyan 1501 S. Batavia Ave. Geneva, IL 60134	Refuse Service 6 yard On Call \$ 42.00
		6 yard On Call \$ 42.00
		6 yard On Call \$ 42.00
		6 yard On Call \$ 42.00
		Recycling Service 4 yard On Call \$ 42.00
6	Glenwood 1644 S. River Street Batavia, IL 60510	Refuse Service 6 yard On Call \$ 42.00
7	Johnson's 41W600 Hughes Rd. Johnson's Mound Elburn, IL 60119	Refuse Service 6 yard On Call \$ 42.00

FOREST PRESERVE - SOUTH

#	Locations and Service Requirements	Unit Cost
8	Leroy Oaks 37W270 Dean Street St. Charles, IL 60174	Refuse Service 6 yard On Call \$ 42.00
		Refuse Service 6 yard On Call \$ 42.00
		Refuse Service 6 yard On Call \$ 42.00
		Recycling 4 yard On Call \$ 42.00
9	Les Arends 2S731 Route 31 Batavia, IL 60510	Refuse Service 6 yard On Call \$ 42.00
		Refuse Service 6 yard On Call \$ 42.00
10	Oakhurst 1680 5 th Avenue Aurora, IL 60504	Refuse Service 6 yard On Call \$ 42.00
		Refuse Service 6 yard On Call \$ 42.00
		Recycling Service 4 yard On Call \$ 42.00
11	Big Rock 46W499 Granart Rd. Big Rock, IL 60511	Refuse Service 6 yard On Call \$ 42.00
		Refuse Service 6 yard On Call \$ 42.00
		Refuse Service 6 yard On Call \$ 42.00
12	Millcreek Greenway FP - 2N253 Brundige Rd., Elburn, IL 60119	Refuse Service 6 yard On Call \$ 42.00
		Recycling Service 4 yard On Call \$ 42.00
TOTAL BID PART 2:		\$ 2,520.00

Comments and Exceptions:

Forest Preserve locations are on call/ticketed stops. Some location requests vary by season & guest traffic

*Kane County Old Corrections - 777 E. Fabyan Parkway Geneva, IL
 1 YPU x 1 = 963.68. Location did not appear on list but include in case of inadvertent exclusion.*

Vendor shall attach additional page if proposed a variable pricing for consideration. See #7 and Section VIII of this Addendum 1 for consideration and cost allowance. It is the intention of Kane County to make a single award to the most responsive and responsible bidder providing the lowest pricing meeting the specifications and contract requirements. Kane County reserves the right to add additional services if it is in the best interest of the County to do so.

VIII. COST ALLOWANCE

Vendors shall indicate their maximum annual cost increased after the initial two (2) year service contract at fixed rate. The consideration or acceptance of a cost increased based on the Consumer Price Index (CPI-W) and other allowance will be at the sole discretion of Kane County. Vendors proposed cost increase is as followed:

Service Contract Year #3 : 6 % Service Contract Year #4: 6 %

Option Year:

Contract Extension: Year One: 9 % - Year Two: 9 %
- Year Three: 9 % - Year Four: 9 % - Year Five: 9 %

* Vendors shall provide accurate supporting data, price index factsheets, and other cost elements in support of their cost.

XI. OPTIONAL INTERGOVERNMENTAL PRICING

This OPTIONAL PARTICIPATION PROGRAM would be for the use of ANY GOVERNMENTAL BODY (taxing body) in Kane County who should chose to be a part of this program wherever their location.

NOTE: The County of Kane will not be involved in purchasing by any other intergovernmental units (taxing bodies). The invoicing and payments would be entirely between the other intergovernmental units and the contracted Vendor(s). If the County of Kane accepts this bid, the procedure to handle joint purchases would be developed by the County of Kane and the awarded

Will you offer the same pricing to other Kane County municipalities?

YES NO (Circle One)

NOTE: The County of Kane will not be involved in purchasing of services by any other intergovernmental unit (taxing body). The invoicing and payments would be entirely between the other intergovernmental units and the accepted Vendor. If the County of Kane accepts this bid, the procedure to handle joint purchases would be developed by the County of Kane and the awarded Vendor and then distributed to the other intergovernmental units by the Kane County Purchasing Department

Signature _____ Typed Signature _____

Company _____

Address _____

Phone# _____ Fax # _____

Federal I.D./Social Security# _____ Date _____

JOINT PURCHASING AGREEMENT

The Governmental Joint Purchasing Act, 30 ILCS 525, authorizes certain local government units to purchase personal property and supplies jointly. Government units are defined as follows. "For the purposes of this Act, "government unit" means State of Illinois, any public authority which has the power to tax, or any other public entity created by statute," 30 ILCS 525/1.

The Act further states (a) "Any governmental unit may purchase personal property, supplies and services jointly with one or more other governmental units. All such joint purchases shall be competitive bids a provided in Section 4 of this Act," 30 ILCS 525/2. Any authorized local unit of government that may participate in this contract shall be responsible for issuing purchase orders direct to vendor, processing invoice vouchers and making payments due the vendor. Cash on delivery terms without the consent of the local governmental unit is prohibited.

By submitting a bid, the awarded vendor agrees to extend all terms and conditions, specified and the quoted prices or discounts for the item(s) listed in this contract to all authorized local governmental units.



ADDENDUM 1 – REVISED OFFER TO CONTRACT FORM
BID 23-020 Page 10 – 10

By signing this Bid, the Offeror hereby certifies that they are not barred from bidding on this contract as a result of a violation of either Section 33E-3 or 33E-4 of the Illinois Criminal Code of 1961, as amended. The awarding of any contract resulting from this Bid will be based upon the funding available to Kane County, which may award all or part of this project. The terms of the Bid and the response shall be incorporated by this reference as though fully set forth into the Contract notwithstanding any language in the contract to the contrary. In the event of any conflict between the terms of the Contract and the terms of the Bid and the response, the terms of the Bid and the response shall govern. Every element or item of the Bid and the response shall be deemed a material and severable item or element of the contract. This is a four (4) year contract with mutual option to extend for five (5) one (1) year renewal periods if agreed upon by both parties. **AN AUTHORIZED REPRESENTATIVE OF THE COMPANY OR ENTITY RESPONDING TO THE BID AND THE RESPONSE MUST SIGN THIS SECTION.**

Signature David M. Good Typed Signature David M. Good
Company Waste Management of Illinois, Inc.
Address/City/State 720 Butterfield Road, Lombard, IL
Phone # 630-816-8100 Fax # _____ E-mail dgood3@wm.com
Federal I.D./Social Security # 362660859 Date 4/6/2023

ACCEPTANCE

The Offer is hereby accepted for the described **REFUSE REMOVAL SERVICES**

The Vendor is bound to provide the services and materials listed by the attached contract and based upon the Invitation to Bid, including all terms, conditions, specifications, amendments, and the vendor's offer is accepted by the County of Kane.

This contract shall henceforth be referred to as **Contract Number 23-020**. The Vendor has been cautioned not to commence any billable work or to provide any supplies or services until said vendor receives a purchase order and or notice to proceed.

Corinne Pierog MA, MBA
Chairman, County Board
Kane County, Illinois

Date



Passed by the Kane County Board on June 13, 2023.

John A. Cunningham
Clerk, County Board
Kane County, Illinois

Corinne M. Pierog MA, MBA
Chairman, County Board
Kane County, Illinois

Vote:



RESOLUTION / ORDINANCE EXECUTIVE SUMMARY ADDENDUM

Title

Authorizing Renewal of Data Center Colocation Lease and Fees

Committee Flow:

Administration Committee, Finance and Budget Committee, Executive Committee, County Board

Contact:

Roger Fahnestock, 630.232.3571

Budget Information:

Was this item budgeted? Yes	Appropriation Amount: \$130,000
If not budgeted, explain funding source: N/A	

Summary:

This resolution requests to renew contract with New Continuum Data Centers/SBA Communications on an annual auto renew basis.

STATE OF ILLINOIS)
)
) SS.
)
COUNTY OF KANE)

RESOLUTION NO. 23-247

AUTHORIZING CONTRACT EXTENSION FOR OUTDOOR WIRELESS INSTALLATION SERVICES- MICROWAVE NETWORK INFRASTRUCTURE

WHEREAS, the Kane County Information Technologies Department is responsible for outdoor wireless installation to support Point-to-Point/Point-to-Multipoint wireless and microwave backhaul network infrastructure; and

WHEREAS, Kane County issued bid 29-019 for proposals from experienced and qualified vendors to provide said services and products; and

WHEREAS, Scientel Solutions, LLC and Orbis Solutions were the two bidders for said services, and said bidders have been determined to be able to provide the required services and products at a rate acceptable to Kane County; and

WHEREAS, the contract was a two-year agreement with an option for an additional two (2) extensions of twenty-four-month extension; and

WHEREAS, resolution number 22-137 approved the first twenty-four-month extension but the rider was only done for twelve-months. This resolution authorizes the second twelve months for the first twenty-four-month extension; and

WHEREAS, the County requests, and Scientel Solutions, LLC and Orbis Solutions agree to the extension of the contract for an additional twelve months of service at the same rate of services as the original agreement in the “Not to Exceed” amount of One Hundred and Fifty Thousand (\$150,000) per fiscal year.

NOW, THEREFORE, BE IT RESOLVED that the Kane County Board Chairman is authorized to enter into a contract extension with Scientel Solutions, LLC and Orbis Solutions for a twelve-month term in an amount not to exceed One Hundred and Fifty Thousand Dollars (\$150,000) per fiscal year to be paid from multiple County funds and various offices and departments.

Line Item: Various

Line Item Description: Various

Was Personnel/Item/Service approved in original budget or a subsequent budget revision? Yes

Are funds currently available for this Personnel/Item/Service in the specific line item? Yes

If funds are not currently available in the specified line item, where are the funds available? N/A

Passed by the Kane County Board on June 13, 2023.

John A. Cunningham
Clerk, County Board
Kane County, Illinois

Corinne M. Pierog MA, MBA
Chairman, County Board
Kane County, Illinois

Vote:



RESOLUTION/ORDINANCE EXECUTIVE SUMMARY

Resolution: No.

Authorizing Contract Extension for Outdoor Wireless Installation Services- Microwave Network Infrastructure

Committee Flow: Administration Committee, Finance and Budget Committee, Executive Committee, County Board

Contact: Roger Fahnestock, 630.232.3571

Budget Information:

Was this item budgeted? Yes	Appropriation Amount: \$150,000
If not budgeted, explain funding source:	

Summary:

Resolution requests to renew the current contract agreement for outdoor wireless installation services- microwave network infrastructure for a twelve-month period with Scientel Solutions, LLC and Orbis Solutions.

Passed by the Kane County Board on June 13, 2023.

John A. Cunningham
Clerk, County Board
Kane County, Illinois

Corinne M. Pierog MA, MBA
Chairman, County Board
Kane County, Illinois

Vote:



RESOLUTION/ORDINANCE EXECUTIVE SUMMARY

Resolution: No. Authorizing a Contract for the Information Technologies Department for Uninterruptable Power Supply (UPS) System Replacements with Installation

Committee Flow: Administration Committee, Finance and Budget Committee, Executive Committee, County Board

Contact: Roger Fahnestock, 630.232.3571

Budget Information:

Was this item budgeted? Yes	Appropriation Amount: \$117,050.00
If not budgeted, explain funding source:	

Summary:

Resolution requests to authorize a contract agreement for uninterruptable power supply (UPS) system replacements with installation through Nationwide Power Solutions.

Gary Erickson
Kane County Judicial Center
37W777 IL Route 38
St Charles, IL 60175

Thank you for the opportunity to provide you with a quotation for your network-critical power equipment. As the leading multi-brand service provider in the country, Nationwide Power™ will provide you with the highest level of service to proactively minimize your downtime. When you choose Nationwide Power, what stands behind your critical power equipment is:

- Nationwide Power's **Critical Power Professionals™** (CPP™) whom are some of the industries most experienced (**23 years** UPS specific experience on average) and highly trained engineers in the field that are actual employees, not subcontractors
- Sales professionals with a minimum of 15 plus years in the industry
- **Customer Service experts** that provide industry leading and personalized service, without the need of endless phone tree loops
- **In house** electronic repair and testing capabilities, down to the board level
- The **most extensive** parts inventory in the industry built up over 20 years, including legacy parts to keep you up and running for years to maximize your capital investments
- **Multi-brand** support, not just a single manufacturer
- Contract consolidation, **saving you time and money** by eliminating the need to call multiple service vendors for maintenance

We also provide additional services to help you leverage single sourcing and reduce the inefficiencies of managing multiple vendors and contracts including:

- All brands of new and refurbished **Uninterruptible Power Supplies** (UPSs)
- All brands of OEM replacement **Batteries**
- **DC plants**

Our goal is to make our customers successful by providing the **highest quality of service** in all that we do, in order to minimize downtime and the price of non-conformance. Thank you for trusting Nationwide Power with your critical power, and this opportunity to submit a proposal for your critical power needs. Please make sure you perform your due diligence by checking us out here:

<https://nationwidepower.com/customer-feedback/>

Please feel free to call me if you have any questions or concerns regarding this quotation, or require any other changes.



Dani Toothman
National Equipment Sales
Nationwide Power Solutions, Inc.
Phone: 702.800.6654
Fax: 800.586.5095
E-Mail: dtoothman@nationwidepower.com

Thank you for the opportunity to provide you with a proposal relating to your critical power equipment. Nationwide Power understands how important this critical equipment is to your organization so we strive to provide the industries best in products, services, and quality. We appreciate the opportunity and look forward to earning your business.

Buyer
 Kane County Judicial Center
 Gary Erickson
 37W777 IL Route 38
 St Charles, IL 60175
 Phone: 630-232-5899
 Fax: 630-232-3579

An invoice will be issued upon shipment of the products. All orders subject to credit approval. Equipment is quoted FOB Origin and any freight damage communications and collections are between receiver and carrier. If FOB Destination is required, 5% of the product total will be added to the Total Price and must be reflected on the purchase order.

Kane County Judicial Center | 37W777 IL Route 38, St Charles, IL 60175

Judicial Center UPS

1.00)	UPS - Eaton 93E, 30kVA, UPS Single Feed, Hardwire, New Three Phase, Online Double Conversion Input/output: 208V 4W+gnd, Single Input Internal batteries provide 12 minutes@ full load Warranty: 1 year labor and parts Dims: 53.5"x20.9"x31.5" Unit Weight: 1049	Voltage: AH/Watts:	Warranty:
1.00)	Startup - Commissioning and User Training, After Hours (7x24)		
1.00)	Maintenance Bypass Wallmount Maintenance Bypass - Factory New 3 Circuit Breaker, 10kAIC, 208V - Single Input Dims: 24 x 22 x 9 Unit Weight: 20	Voltage: AH/Watts:	Warranty:
1.00)	Eaton Network SNMP Card, New		
1.00)	Electrical Installation - Normal Hours Monday - Friday 8x5 Place the UPS into full bypass. Wire a temporary feed from the 400-amp UPS feed panel to the UPS panel to provide a temporary bypass which allows work to be completed during normal working hours. ⚠ See below for full description Dims: Unit Weight:	Voltage: AH/Watts:	Warranty:
1.00)	Freight Dock To Dock Only - Appointment with electrician. Any special requirements WILL incur charges in addition to normal freight charges.		

Subtotal \$35,537.00

Judicial Center UPS - Battery cabinet adder

1.00)	Battery Cabinet - Eaton 93E, 20-30kVA, Extended Battery Cabinet 1 external battery cabinet increases runtime to 33 minutes@ full load Dims: 53.5 x 20.9 x 31.5 Unit Weight: 1182	Voltage: AH/Watts:	Warranty:	\$9,312.00
1.00)	Battery cabinet installation - adder Dims: Unit Weight:	Voltage: AH/Watts:	Warranty:	\$773.00

1.00)	Freight Dock To Dock Only - Appointment with electrician. Any special requirements WILL incur charges in addition to normal freight charges.	\$283.00
-------	--	----------

Subtotal \$10,368.00

Judicial Center additional options

1.00)	Electrical Installation - Upgrade Complete work on Saturday instead of Normal Business Hours <i>Dims:</i> <i>Voltage:</i> <i>Warranty:</i> <i>Unit Weight:</i> <i>AH/Watts:</i>	\$4,139.00
-------	---	------------

4.00)	Nationwide Power Extended Warranty (Emergency Service Parts & Labor) 8 Hour Response 7x24 Anytime UPS Preventive Maintenance Inspection 1 Per Year (1 Major, 0 Minor) At time of Sale Extended Warranty - 4 hour Response - Year 2 - 5 Coverage 1 Preventative Maintenance visit on UPS and 2 Preventative Maintenance visits on Batteries per year	\$9,500.00
-------	--	------------

Subtotal \$13,639.00

Government Center UPS

1.00)	UPS - Eaton 93E, 30kVA, UPS Single Feed, Hardwire, New Three Phase, Online Double Conversion Input/output: 208V 4W+gnd, Single Input Internal batteries provide 12 minutes@ full load Warranty: 1 year labor and parts Dims: 53.5"x20.9"x31.5" Unit Weight: 1049	Voltage: AH/Watts:	Warranty:	
1.00)	Startup - Commissioning and User Training, After Hours (7x24)			
1.00)	Maintenance Bypass Wallmount Maintenance Bypass - Factory New 3 Circuit Breaker, 10kAIC, 208V - Single Input Dims: 24 x 22 x 9 Unit Weight: 20	Voltage: AH/Watts:	Warranty:	
1.00)	Eaton Network SNMP Card, New			
1.00)	Electrical Installation - Normal Hours Monday - Friday 8x5 Place the UPS into full bypass. • Connect the existing 200-amp Bypass breaker in the UPS feed panel to the line side of the existing UPS panel creating a temporary bypass from the existing UPS feed panel to the UPS panel to allow for completing work during normal working hours. ⚠ See below for full description Dims: Unit Weight:	Voltage: AH/Watts:	Warranty:	
1.00)	Freight based on liftgate and appointment with electrician. Any special requirements WILL incur charges in addition to normal freight charges.			

Subtotal \$34,140.00

Government Center - battery cabinet adder

1.00)	Battery Cabinet - Eaton 93E, 20-30kVA, Extended Battery Cabinet 1 External battery cabinet increases runtime to 33 minutes@ full load Dims: 53.5 x20.9 x 31.5 Unit Weight: 1182	Voltage: AH/Watts:	Warranty:	\$9,312.00
1.00)	Battery cabinet installation - adder Dims: Unit Weight:	Voltage: AH/Watts:	Warranty:	\$773.00
1.00)	Freight based on liftgate - with appointment with electrician. Any special requirements WILL incur charges in addition to normal freight charges.			\$306.00

Subtotal \$10,391.00

Government Center Additional Options

1.00)	Electrical Installation - Upgrade Complete work on Saturday instead of Normal Business Hours Dims: Unit Weight:	Voltage: AH/Watts:	Warranty:	\$3,475.00
4.00)	Nationwide Power Extended Warranty (Emergency Service Parts & Labor) 8 Hour Response 7x24 Anytime UPS Preventive Maintenance Inspection 1 Per Year (1 Major, 0 Minor) At time of Sale Extended Warranty - 4 hour Response - Year 2 - 5 Coverage ⚠ 1 Preventative Maintenance visit on UPS and 2 Preventative Maintenance visits on Batteries per year			\$9,500.00

Subtotal \$12,975.00

Electrical Description and Answers

Electrical Description - Judicial Center

- Receive UPS equipment provided by Nationwide Power at the Judicial Center.
 - Place the UPS into full bypass.
 - Wire a temporary feed from the 400-amp UPS feed panel to the UPS panel to provide a temporary bypass which allows work to be completed during normal working hours.
 - Disconnect the 125-amp feed to the UPS.
 - De-commission the existing Powerware UPS System.
 - Remove and dispose of old system and batteries with EPA certificate of Destruction.
 - Install the 100-amp, 3-breaker wall mount bypass switch provided by nationwide power on the wall to the left of the UPS panel.
- 1.00)
 - Unpack and inspect and set the new equipment provided by Nationwide Power.
 - Furnish and install conduit and wiring from the bypass switch to the input and output of the UPS unit.
 - Provide labor to coordinate with the EATON start-up technician

Notes:

Work to be completed during normal working hours. 6am - 5:30pm, Mon - Fri.
No premium or shift time is included in this quote(unless Saturday upgrade is selected)
Electrician must be notified of hazardous conditions within work area prior to job start.
Permit and/or licensing fees not included.

Dims:

Voltage:

Warranty:

Unit Weight:

AH/Watts:

Electrical Description - Government Center

- Receive UPS equipment provided by Nationwide Power at the Government Center.
 - Place the UPS into full bypass.
 - Connect the existing 200-amp Bypass breaker in the UPS feed panel to the line side of the existing UPS panel creating a temporary bypass from the existing UPS feed panel to the UPS panel to allow for completing work during normal working hours.
 - De-commission the existing Powerware UPS System.
 - Remove and Dispose of old system and batteries with EPA certificate of Destruction.
 - Install the 100-amp, 3-breaker wall mount bypass switch provided by nationwide power on the wall next to the UPS Feed panel and connect to the existing 125-amp breaker.
 - Furnish and install (1) new 18" x 18" x 6" screw cover junction box with Burndy Clear Tap lugs to connect the 100-amp output of the 3-Breaker bypass output to the existing 225-amp UPS panel wiring.
- 1.00)
 - Unpack and inspect and set the new equipment provided by Nationwide Power.
 - Furnish and install flexible connections from the bypass switch to the UPS unit.
 - Provide labor to coordinate with the EATON start-up technician.

Notes:

Work to be completed during normal working hours. 6am - 5:30pm, Mon - Fri.
No premium or shift time is included in this quote(unless Saturday upgrade is selected)
Electrician must be notified of hazardous conditions within work area prior to job start.
Permit and/or licensing fees not included.

Dims:

Voltage:

Warranty:

Unit Weight:

AH/Watts:

Clarifications

2) In the proposal, include estimated time frames for the project and project milestones.

- Equipment Leadtime: Approximately 8-12 Weeks

3) Provide information of methods and plan to minimize any planned power shut down timeframes.

- Government Center: Place the UPS into full bypass. Connect the existing 200Amp Bypass breaker in the UPS feed panel to the line side of the existing UPS panel creating a temporary bypass from the existing UPS feed panel to the UPS panel to allow for completing work during normal working hours.

- Judicial Center: Place the UPS into full bypass. Wire a temporary feed from the 400-amp UPS feed panel to the UPS panel to provide a temporary bypass which allows work to be completed during normal working hours.

4) Provide any printed manuals or operating documentation for the provided UPS equipment. If it is not available in a printed format, provide in a digital format.

- Operating manual will be shipped with UPS. Electronic manuals can be emailed upon request.

5) Provide an electrical diagram of the new electrical environment, panels and UPS installation for each computer room location.

- Electrician will provide a one-line drawing after the installation

1.00) 6) Provide information on any UPS system operational monitoring services that are provided by the manufacturer or by the responding vendor.

- Proposal includes SNMP Network Device for monitoring and email alerts

7) Provide information on operational training on the UPS system and the maintenance bypass.

- Manufacturer will provide basic end user training at the end of startup for whomever is present.

8) Provide warranty information and documentation for the UPS system and batteries.

- UPS/batteries have a 1 year labor and parts warranty. Warranty does not include preventative maintenance.

9) Provide onsite service plan and preventative maintenance information and documentation for the UPS system and batteries.

-Extended warranty for a total of 2 years is quoted as an optional item (year 2 & 3). Extended warranty is full service labor and parts 7x24, with 4 hour response. Extended warranty includes 1 Preventative Maintenance Visit on UPS and 2 Preventative Maintenance visits on battery per year (year 2 & 3) .

10) Provide plans for removal and disposal of old UPS systems and batteries.

- Electrician will remove and dispose of old system and batteries with EPA certificate of Destruction.

Dims:

Voltage:

Warranty:

Unit Weight:

AH/Watts:

Location Subtotal \$117,050.00

(See Agreement Page for Total)

Full Service

Full Service and Preventative Maintenance Program includes:

- * Emergency Service
- * Full Service Coverage (except replacement of batteries & full capacitor banks)
- * Preventative Maintenance

Full Service coverage includes 100% parts, labor, travel, and on-site time for both remedial and emergency repairs, with the exception of battery and full capacitor bank replacements. Service agreement does not cover replacement of batteries or full capacitor banks (individual failed capacitors are covered under the terms of this agreement). Any service found to be related to these items, will be billed separately. All parts removed/replaced during service become property of Nationwide Power. Failure to return removed/replaced parts within 30 days to Nationwide Power may result in additional charges to customer. Customer will pay any local, state or federal sales, excise, use or other taxes which may be levied upon the service or materials provided pursuant to this Agreement. For Modular Units: Contract includes (1) one OEM Replacement Power Module, (1) one OEM RIM and MIM (for failed or bad intelligence modules) per unit/per contract period. Any additional replacement modules will be provided at the customer's expense.

Multiple year contracts freeze pricing for the duration of the contract term (price increases due to material and/or labor cost increase are avoided). Multiple year contracts can be cancelled at any time by customer with 30 days written notice. The prorated amount of any prepaid, unused maintenance charges may be refunded to customer upon written request.

Equipment

Leadtime is subject to availability.

- * Freight, rigging and installation are not included in the above contract pricing, unless otherwise stated above.
- * Unless otherwise stated herein, Nationwide Power's warranty obligation for this Equipment is limited to those express warranties made to Nationwide Power by the manufacturer and which are transferrable to Customer.
- * Authorized start-up may be required for warranty validation. Battery warranty may require semi-annual preventative maintenance for validation (not included).
- * Refurbished or Used Equipment is first come first serve.
- * Unless specifically stated herein, this Proposal does not include any special site access requirements such as, but not limited to: site specific training, site specific personnel screening/clearance, or working in confined spaces/locations requiring fall protection/hazardous environmental conditions. Contact your sales representative if any special site access protocols or other site requirements apply.
- * Customer will pay any local, state or federal sales, excise, use or other taxes which may be levied upon the service or materials provided pursuant to this Agreement.
- * If shipping Collect on Customer carrier, shipment will be FOB Origin and Customer takes possession/responsibility of the shipment upon Customer provided carrier pick up signature.
- * Nationwide Power's "Freight Shipping Instruction" form MUST be submitted prior to order processing to ensure there are no delivery issues. This will assist you in identifying and communicating any additional delivery requirements. You can find this form attached to the proposal or via our website: www.nationwidepower.com/deliveryform.

(Agreement Page Follows)

Unless otherwise indicated, price quotations are valid for 30 days and exclude any applicable freight costs or any applicable sales, use, or other taxes. Prices based on estimated quantities or time periods may change in the event actual quantities or time periods differ. Nationwide Power reserves the right to adjust pricing or delivery dates, during the term of this quote or resulting orders, to reflect the impact of current or future taxes, duties, or tariffs on the price of the products or services included herein. All orders are subject to acceptance by NP.

SubTotal	\$117,050.00
Tax	\$0.00
Grand Total	\$117,050.00

All **required** forms must be filled out to process your Order

Payment Terms NET 30
Shipping Terms FOB Origin Prepaid & Add
PO Required? Yes, a PO is required (hard copy required)
 PO Number
 No, we do not require a PO

By signing below, Kane County Judicial Center hereby authorizes Nationwide Power Solutions, Inc. to provide the Products and/or Services at the prices stated herein and agrees that the provision of such Products and/or Services shall be subject to and in accordance with, in the case of Services, the Service Agreement Terms and Conditions located at www.nationwidepower.com/serviceterms and, in the case of Products, the Product Sales Terms and Conditions located at www.nationwidepower.com/productsales. Copies of the Terms and Conditions are available upon request. If a purchase order is not provided, then this signed agreement authorizes Nationwide Power Solutions, Inc. to invoice for such Products and/or Services.

Quote 58864

Authorized Signature

Authorized Name

Authorized Date

**County of Kane
PURCHASING DEPARTMENT
KANE COUNTY GOVERNMENT CENTER**

719 S. Batavia Avenue, Bldg. A
Geneva, Illinois 60134

Telephone: (630) 208-3803
Fax: (630) 208-5107



April 25, 2023

PROCUREMENT SYNOPSIS

Requesting Department: Information Technology Department
 Procurement Name: RFP 23-021A Uninterruptible Power Supply System
 (UPS) Replacements with Installation
 Recommended Vendors: Nationwide Power Solutions, Inc.

NOTIFICATION AND RESPONSE

Public Notices: Bidnet Direct and The Daily Herald

Advertising Date:	March 24, 2023	Notices sent/Plan Holders: 204/39
Proposal Due Date:	April 14, 2023	Proposals Received: 5

PURPOSE

This contract will provide the removal, replacement, and maintenance of two Uninterruptible Power Supply Systems located at the Kane County Government Center and the Kane County Judicial Center. The following proposals were received:

Vendor
Kellenberger Electric, Inc., Elgin, IL
Nationwide Power Solutions, Inc., Henderson, NV
NJTechland LLC, Union, NJ
Pinnacle Services, Inc., Itasca, IL
Weissco Power Company, LLC, Califon, NJ

Staff reviewed the proposals received. They also reviewed the qualifications and references. They determined that Nationwide Power meets or exceeds recommended requirements for these services. They have a clear understanding of the contract requirements and will provide these services at the highest quality and value.

The Information Technology Department recommends awarding the UPS System Project contract to Nationwide Power Solutions, Inc. of Henderson, NV pending approval by Committee and County Board.

Submitted By:
Karin Kietzman
 Karin Kietzman, CPPB
 Director of Purchasing

STATE OF ILLINOIS)

SS.

COUNTY OF KANE)

RESOLUTION NO. 23-249

**AUTHORIZING THE EXTENSION FOR 2022-2023 MILL CREEK SSA
PARKWAY TREE & STUMP REMOVAL SERVICES AND ADDITIONAL
FUNDS FROM 2022**

WHEREAS, the previous contract was completely solicited and awarded by the County Board on August 11, 2020 per Resolution No. 20-255 to HGTS, Inc, of Elgin IL for a two (2) year term with a mutual option for three (3) one (1) year renewals upon agreed parties; and

WHEREAS, the tree & stump removal services are for residential parkway trees in both North and South Mill Creek SSA; and

WHEREAS, The County requests, and HGTS Inc. agrees to, the extension of the contract for an additional one (1) year of service at the same unit cost as the original agreement; and

WHEREAS, The County requests the authorization of \$21,308 in overages for Fiscal Year 2022 bringing our total to \$51,308 for Fiscal Year 2022. The overage was due to additional services completed by HGTS in Mill Creek; and

WHEREAS, adequate funds have been budgeted and are available in the FY2023 Mill Creek SSA operating budget; and

NOW, THEREFORE, BE IT RESOLVED by the Kane County Board that the Chairman is authorized to expend over Thirty Thousand Dollars (\$30,000) in the amount of Twenty-One Thousand, Three Hundred and Eight Dollars (\$21,308) for FY2022 due to additional services needed at the Mill Creek SSA; and

NOW, THEREFORE, BE IT FURTHER RESOLVED by the Kane County Board that the chairman is hereby authorized to execute a one (1) year contract extension with HGTS Inc, Elgin, IL for parkway tree and stump removal services not to exceed Thirty thousand dollars (\$30,000.00) to be paid from Mill Creek Fiscal Year 2023 fund 520.690.730.52120.

Line Item: 520.690.730.52120

Line Item Description: Repairs and Maintenance Grounds

Was Personnel/Item/Service approved in original budget or a subsequent budget revision? Yes

Are funds currently available for this Personnel/Item/Service in the specific line item? Yes

If funds are not currently available in the specified line item, where are the funds available?N/A

Passed by the Kane County Board on June 13, 2023.

John A. Cunningham
Clerk, County Board
Kane County, Illinois

Corinne M. Pierog MA, MBA
Chairman, County Board
Kane County, Illinois

Vote:



RESOLUTION/ORDINANCE EXECUTIVE SUMMARY

Resolution: No. Authorizing the Extension for 2023 Mill Creek SSA Parkway Tree & Stump Removal Services and Additional Funds from 2022

Committee Flow: Administration Committee, Finance and Budget Committee, Executive Committee, County Board

Contact: Roger Fahnestock, 630.232.3571

Budget Information:

Was this item budgeted? Yes	Appropriation Amount: \$51,308
If not budgeted, explain funding source:	

Summary:

Resolution requests the authorization of expending over the FY2022 dollar amount by \$21,308 through HGTS due to additional services needed at the Mill Creek SSA.

Resolution also requests the approval of a one-year contract extension with HGTS in the amount of not to exceed \$30,000 for FY2023.

Passed by the Kane County Board on June 13, 2023.

John A. Cunningham
Clerk, County Board
Kane County, Illinois

Corinne M. Pierog MA, MBA
Chairman, County Board
Kane County, Illinois

Vote:



RESOLUTION/ORDINANCE EXECUTIVE SUMMARY

Resolution No.

Authorization of an Agreement with HOK for Architectural and Electrical Engineering Services for Lighting at the Kane County Judicial Campus

Committee Flow: Administration Committee, Finance and Budget Committee, Executive Committee, County Board

Contact: Roger Fahnestock, 630.232.3571

Budget Information:

Was this item budgeted? Yes	Appropriation Amount: \$220,000
If not budgeted, explain funding source:	

Summary:

Authorizes the Kane County Chairman of the Board to enter into an agreement with HOK to perform architectural and engineering services required to complete a lighting plan to replace existing lighting within the Judicial Center and Juvenile Justice Center as well as exterior building, parking lot and site lighting throughout the Kane County Judicial campus at a total cost not to exceed of Two Hundred Twenty Thousand Dollars (\$220,000).



PROFESSIONAL FEE

The fee for executing Phase 1 and Phase 2 of this work is a Stipulated Sum of \$220,000 excluding reimbursable expenses, which will be billed as outlined in the Master Service Agreement. Fees for Phase 3 will be provided to Kane County for approval prior to the commencement of work.

SUPPLEMENTARY CONDITIONS

The following assumptions apply to this proposal:

- This work will be performed under the auspices of the Master Service Agreement between Kane County and HOK, dated on July 22, 2021.
- The HOK team will rely on the accuracy of information provided by Kane County
- Survey work will consist of record document review and on-site investigation using non-construction tools. In cases where we believe limited investigations above ceilings or behind walls would increase the surety of our recommendations, we shall perform such investigations. Otherwise, our team will not climb ladders, investigate above-ceiling conditions, or test existing systems.

CONCLUSION

Brent, we appreciate the opportunity to be of continued service to the Kane County. If there are questions or concerns regarding this proposal, please contact us directly. Otherwise, we'll await your authorization by receipt of a confirmation email and accompanying Purchase Order. We look forward to hearing from you soon.

Sincerely,
Hellmuth, Obata & Kassabaum, Inc.

Jeff Goodale, AIA, ACA
Director of Justice

Approved by:

Signature

Date

Printed Name

Title



RESOLUTION / ORDINANCE EXECUTIVE SUMMARY ADDENDUM

Title

Authorization of an Agreement with Kluber Incorporated for Architectural and Engineering Services for Fire Protection Systems Upgrade

Committee Flow:

Finance and Budget Committee, Executive Committee, County Board

Contact:

Roger Fahnestock or Heidi Files

Budget Information:

Was this item budgeted? Y	Appropriation Amount: \$204,435
If not budgeted, explain funding source:	

Summary:

Authorizes the Kane County Chairman of the Board to enter into an agreement with Kluber Incorporated to provide architectural and engineering basic services for fire protections systems upgrades at the Judicial Center, Juvenile Justice Center, Branch Court and Third Street Courthouse at a total cost not to exceed of Two Hundred and Four Thousand and Four Hundred Thirty-Five Dollars (\$204,435).

CONTRACT FOR PROFESSIONAL SERVICES

Agreement With Kluber Incorporated for Architectural and Engineering Services for Fire Protection Systems Upgrade

This agreement is entered into this ____ day of _____, 2023, and will be effective as of the date of final execution of this contract, between the COUNTY OF KANE with offices at 719 S. Batavia Avenue, Geneva, Illinois 60134 (the “*County*”), a body corporate and politic existing under the laws of the State of Illinois and a unit of local government under §1 of Article VII of the Illinois Constitution (Ill. Const., Art. VII, §1), and Kluber Incorporated, with offices at 41 West Benton Street, Aurora, Illinois, 60506 (the “*Consultant*”). For and in consideration of the mutual promises set forth herein, the parties agree as follows:

§ 1. Purpose of agreement

The County hereby retains the Consultant for architectural and engineering services to prepare a fire alarm control units plan, drawings and specifications to facilitate the bidding process for project implementation replacement of the existing units at the Judicial Center, Juvenile Justice Center, Branch Court and Third Street Courthouse.

§ 2. Scope of services

The services to be provided by the Consultant (the “*Work*”), are set forth in the attached Exhibit “A”.

§ 3. Term of this agreement

The term of this agreement will commence as of the date hereof and continue, unless earlier terminated in accordance herewith, until the Work is completed.

§ 4. Relationship of parties

The Consultant will serve as the County’s architect and engineer in the performance of the Work. The relationship between the parties is that of a buyer and seller of professional services and as such the Consultant is an independent contractor of the County in the performance of the Work and it is understood that the parties have not entered into any joint venture or partnership. The Consultant is not an employee or the agent of the County for any purpose.

§ 5. Compensation

- (a) The County will pay the Consultant fee at the rates set forth in Exhibit “A” which the Consultant will fully complete the Work. The County will pay each such invoice within 45 days of its receipt.

§ 6. Terms and conditions

- (a) The Kane County Board (The “*County Board*”), or his/her written designee, shall act as the County’s representative (the “*Client*”) with respect to the Work and shall transmit to and receive from the Consultant information with respect to the Work. The Consultant shall coordinate all work through the Client and shall report results of all work directly to the Client.

- (b) The County Board may, by written order, make changes in specific work items if such changes are within the scope of services set forth in the Proposal. If any such change is not within the scope of services, the Consultant will so notify the County Board and will submit a proposed change order reflecting an increase (or decrease) in the work. Hourly rates for additional work will be those set forth in the Proposal. No such change order will be effective to modify this agreement unless it has first been reduced to writing and approved by all undersigned parties.
- (c) The County may, anytime and without cause, upon notice to the Consultant terminate this agreement before completion of the Work. Upon termination, the Consultant will cease all work under this agreement and will turn over to the County all information, records, documents, data, property, publications or other material theretofore received or prepared by the Consultant under or resulting from this agreement, all of which will become the property of the County. The Consultant will submit a final invoice for all work done through the date of termination which will be paid within 45 days of its receipt. In the event of termination, only actual time spent and expenses incurred in the performance of the Work prior to termination will be compensated. The County will have no liability for lost profits, overhead or other consequential or incidental damages. In the event of termination, the County will be free to abandon the work or retain another consultant to complete the Work.
- (d) The obligations of the County under this agreement are contingent upon the prior appropriation of funds by the Kane County Board if applicable.
- (e) The Consultant will maintain books, records, documents, time sheets and other evidence pertinent to its performance of the Work according to generally accepted accounting principles and practices consistently applied. The County or its authorized representatives will have access to such books, records, documents and other evidence for inspection, audit, and copying. The Consultant will provide appropriate facilities for such access and inspection during normal business hours.

§ 7. Ownership of Documents and Confidentiality

All documents, including all original drawings, specifications, tables and data prepared or collected in the course of the Work are and remain the property of the County; shall be maintained as confidential property of the County, shall not be disclosed in whole or in part, to any non-parties to this agreement except at the direction of the County. All data obtained from the County, including digital mapping information, is to be used solely for the purpose of the Work, and shall not be retained by the Consultant for use in any other manner.

§ 8. Responsibility of Consultant

The Consultant shall perform the Work in accordance with generally accepted and currently recognized practices and principles applicable to the performance thereof and in a manner consistent with that level of care and skill ordinarily exercised by professionals currently performing such work in the same locality under similar conditions. The Consultant represents and warrants that it has thoroughly reviewed the Work; that it is thoroughly familiar with the field of knowledge bearing upon the performance of the Work; that it has any licenses, permits or approvals necessary or appropriate to perform the Work; and that it can produce the Work within the term of this agreement and for the compensation stated herein.

§ 9. Indemnity

The Consultant shall indemnify, defend (with counsel reasonably satisfactory to those parties to be defended), and hold the County, its elected officials, the Committee, the Director, and their respective agents and employees, harmless from any and all claims, demands, liabilities, damages, loss, cost or expense for or on account of any injury or damage which may arise or which may be alleged to have arisen out of or in connection with, or as a result of any negligent acts, errors and/or omissions of the Consultant, its subcontractors, and their respective employees and agents, in performing the Work. Except as to professional liability, such indemnification shall not be limited by reason of the enumeration of any insurance coverage herein provided.

§ 10. Insurance

The Consultant will obtain prior to the commencement of the Work and will maintain for a minimum of 3 years following completion of the Work the insurance coverage requested in the Proposal.

Prior to commencement of the Work, the Consultant will furnish the County with a certificate of insurance evidencing the coverage specified in the Proposal, which names the County as an additional insured on all policies except Workmen's Compensation and Professional Liability, and provides that the County will receive not less than 30 days' prior written notice of any cancellation of or material change in the policy.

§ 11. EQUAL EMPLOYMENT OPPORTUNITY. The equal employment opportunity clause required by the in all bid specifications therefore furnished by the County to all Vendors, contractors and subcontractors.

The County of Kane, State of Illinois, represents that it and the employing agencies responsible to it, conform to the following:

We do not discriminate against any employee or applicant for employment because of race, creed, color, age, disability, religion, sex, national origin/ancestry, sexual orientation, marital status, veteran status, political affiliation, pregnancy, or any other legally protected status. We will take whatever action is necessary to ensure that applicants and employees are treated appropriately regarding all terms and conditions of employment. We will post in conspicuous places, available to employees and applicants for employment, notices setting forth the provisions of this nondiscrimination clause.

We will, in all solicitations or advertisements for employees placed by or on behalf of the employing agencies, state that all qualified applicants will receive consideration for employment without regard to race, color, religion, national origin, ancestry, age, sex, marital status, military status, sexual orientation, pregnancy or unfavorable discharge from military service. (Ordinance No. Res. No. 82-90, 6-10-80; Res. No. 81-79, 6-9-81; Res. No. 82-90, 6-8-82; Res. No. 05-303, 9-23-05). State law references—Illinois Human Rights Act, 775ILCS 5/1-101 et seq.

§ 12. No subcontracts

The Consultant will be held responsible for the performance of the Work. No part of the Work may be the subject of a subcontract between the Consultant and any other person without the prior written consent of the Director.

§ 13. Notice

Any notice, invoice, certification or communication required or permitted hereunder shall be sufficiently given if served personally, or sent by first class mail, postage prepaid to:

Kane County Government Center
County Board

719 S. Batavia Ave.
Geneva, IL 60134

Kluber, Inc
Michael T. Kluber, P.E.
President
41 West Benton Street
Aurora, IL, 60506

Notice by first class mail shall be effective four days after mailing.

§ 14. Miscellaneous

- (a) This agreement constitutes the entire agreement between the parties and supersedes any prior agreement relating to the subject matter hereof. This agreement may be modified or amended only by a duly authorized written instrument executed by the parties hereto.
- (b) The agreement shall be governed by and construed in accordance with the laws of the State of Illinois. Any action brought under or which relates to this agreement shall be brought in Kane County, Illinois.
- (c) This agreement shall be binding upon and shall inure to the benefit of the parties and their successors and assigns, provided, however, that neither party may assign this agreement without the prior written consent of the other.
- (d) The waiver by one party of any breach of this agreement or the failure of one party to enforce at any time, or for any period of time, any of the provisions hereof, shall be limited to the particular instance and shall not be deemed to be a waiver of any future breach or a waiver of any provision of this agreement.
- (e) Nothing in this agreement shall be construed as creating any personal liability on the part of any officer, employee or agent of any public body that may be a party to this agreement, nor shall it be construed as giving any rights or benefits under this agreement to anyone other than the parties hereto.
- (f) All exhibits referred to in this agreement are attached and by this reference incorporated herein as though fully set forth.
- (g) This agreement may be executed in any number of counterparts, all such counterparts taken together constituting but one and the same agreement.
- (h) If any action is filed under or relating to this agreement, the non-prevailing party (as determined by the Court) shall pay, in addition to all other amounts which the non-prevailing

party may be ordered to pay, the prevailing party's costs, expenses and reasonable attorney's fees.

County of Kane

Kluber, Inc.

Corinne Pierog, MA, MBA
Chairman, County Board
Kane County, Illinois

Name: _____

Title: _____

Date: _____

Date: _____

EXHIBIT “A”

OVERVIEW OF PROJECT SCOPE

The Project consists of upgrading the existing fire alarm control units, replacement of initiating devices and circuits throughout the subject premises. The specifics are as follows:

- Existing floor plan files for all the buildings will be provided by the Owner for our use in preparing the required floor plans.
- Kluber will prepare floor plans showing all the fire alarm system devices and panels.
- Kluber will prepare technical specifications (performance based). The contractor will be required to prepare shop drawings and submit them to the AHJ.
- All addressable devices will be removed and replaced, which includes smoke detectors, heat detectors, duct detectors and pull stations as necessary for fire alarm system upgrades.
- All notification appliances will be replaced in their entirety. Upgrade to mass notification (voice) is contemplated in this proposal.
- All existing panels will be replaced with the new system. The existing cabinets will be reused.
- Control unit power supply batteries will be replaced.
- Warranty and maintenance agreement will be incorporated into the bidding documents.
- Kluber, with assistance from Owner, will locate all the existing duct detectors for Kluber’s incorporation into the floor plans.
- It is our understanding that a portion of the existing signaling line circuits, initiating device circuits and notification appliance circuits can be re-used.
- The existing fire alarm systems are presumed to be substantially code compliant, fully operational and has been accepted by the local Authorities Having Jurisdiction.

INITIAL INFORMATION

- The Owner's budget for the Cost of the Work is undetermined at this time.
- The anticipated Project schedule is to complete the bidding documents November 6, 2023 with a start date of July 24, 2023.
- The intended Project delivery method is a single contract for General Construction; single bid package.
- The Owner’s representative for the Project will be Heidi Files or her designee.
- Kluber, Inc.’s representative for the Project will be Charli Johnsos.

The foregoing is based on your Request for Qualifications #23-019, and our meeting on April 27th, 2023.

SERVICES

Schematic Design Phase (Existing Facilities Audit):

- Site review and data collection to document existing conditions.
- Preparation of existing condition floor plans and risers.
- Perform code review related to Project scope of Work.
- Develop recommendations for system upgrades and preliminary budget.
- 2 Progress Meetings in addition to site visits.

Design Development Phase:

- Develop design concepts to include system component replacements and upgrades.
- Prepare design drawings related to Project scope of Work.
- 2 Progress Meetings regarding system upgrade requirements.
- Develop preliminary opinion of probable cost for the Cost of the Work.

Construction Document Phase:

- Develop technical specifications.
- Develop technical drawings.
- Prepare final estimate for the Cost of the Work.
- Review final documents with Owner prior to bidding.
- Prepare documents for permit submission by the Contractor and respond to permit comments from the Authority having Jurisdiction.

Procurement Phase:

- Assist Owner in contacting potential bidders for Project.
- Prepare agenda and attend pre-bid meeting.
- Respond to contractor questions during bidding.
- Issue addenda (if required).
- Attend bid opening (if requested).
- Perform contractor bid review evaluations.
- Prepare and issue contractor bid results letter.

Construction Phase:

- Prepare agenda and attend pre-construction meeting.
- Attend up to 12 progress meetings (total) over the duration of the project. Meetings are intended to be bi-weekly (every other week).
- Respond to Contractor questions.
- Review progress pay requests if requested.
- Perform up to two (2) reviews of each construction submittal.
- Perform one (1) site visit to confirm Substantial Completion and identify punch list items for each site.
- Perform one (1) site visit to verify completion of punch list items and confirm Final Completion of the Work for each site.



ADDITIONAL SERVICES

Additional Services are not included in the Services described above but may be required for the Project or specifically requested by County of Kane. The list below indicates Additional Services that will be provided by Kluber, Owner, To Be Determined (TBD) or Not Provided for the Project.

Additional Services:	Provided by:
Programming, or Validation of Owner's Project Program, as described below	Not Provided
Existing Facilities:	
Survey of existing facility(ies) (required if Owner's "as-built" drawings are discovered to be unavailable, inaccurate, incomplete or otherwise inconsistent with actual existing conditions – Included as part of Services)	Kluber
Measured drawings documenting existing conditions of existing facility(ies)	Not Provided
Other Facility Support Services (as described in AIA B210 – 2007)	Not Provided
Site Evaluation and Design:	
Site Evaluation and Planning (in accordance with AIA B203 – 2007)	Not Provided
Civil Engineering	Not Provided
Landscape Design	Not Provided
Architectural and Interior Design:	
Multiple preliminary designs/options during Schematic Design Phase	Not Provided
Building information modeling (BIM)	Not Provided
Renderings, models, mockups, or other presentation materials requested by Owner	Not Provided
Historic Preservation (in accordance with AIA B205 – 2007)	Not Provided
Architectural Interior Design, including assistance with selection of interior finish colors, preparation of color boards, (in accordance with AIA B252 – 2007)	Not Provided
Furniture, Furnishings and Equipment (FF&E) (in accordance with AIA B253 – 2007)	Not Provided
Green Design:	
Extensive environmentally responsible design	Not Provided
LEED Certification (in accordance with AIA B214 – 2007)	Not Provided
Engineered Systems:	
Commissioning of engineered systems	Not Provided
Telecommunications/data systems design	Not Provided
Cost Control:	
Value Analysis (in accordance with AIA B204 – 2007)	Not Provided
Detailed opinions of probable construction cost (beyond conceptual costs as determined by per unit area or unit volume techniques)	Not Provided
Opinion of total project cost (including incorporation of soft costs such as A/E fees, permit fees, land acquisition costs, and costs of Additional Services not provided by Kluber, Inc.)	Not Provided
Architect's Instruments of Service:	
As-designed record drawings (incorporating Work documented in Supplemental Instructions, Change Orders and Change Directives)	Not Provided
As-built record drawings (incorporating conditions as constructed by the Contractor)	Not Provided
Measured drawings, Design Documents, Construction Documents, as-designed record drawings or as-built record drawings furnished to Owner in AutoCAD .dwg format	Not Provided
Project Delivery, Coordination and Management:	
Coordination of design/engineering consultants employed directly by Owner	Not Provided
Multiple prime construction contracts	Not Provided
Fast-track project delivery/design services	Not Provided
Construction:	
Conformed construction documents (incorporating Addenda and permit revisions)	Kluber
On-site project representation	Not Provided
Post-occupancy evaluation	Not Provided



COMPENSATION

Kluber, Inc. proposes to provide the Services described above for a lump sum fee of \$185,585.000 (One Hundred Eighty-Five Four Hundred Thirty-Five Dollars and Zero Cents) as scheduled below.

Kluber, Inc. proposes to provide the Additional Services described above for the fees scheduled below.

Contingency Allowance (“Contingency”): A design contingency allowance of \$18,585.00 (Eighteen Thousand Five Hundred and Eighty-Five Dollars) for changes that may arise over the course of the project where requested and approved by the County of Kane.

Compensation for Services and Additional Services does not include the services of other independent professionals, associates, or other consultants. If they are required, our fee will be increased by the direct costs of those services multiplied by a factor of 1.15 for overhead, coordination and management of the delivery of those services.

Our billing for Services will be based on progress of the work performed and is outlined as follows:

<u>Services:</u>	
Schematic Design Phase	\$49,500.00
Design Development Phase	\$45,900.00
Construction Documents Phase	\$50,400.00
Procurement Phase.....	\$6,300.00
Construction Phase	<u>\$33,750.00</u>
Total Services Fee:.....	\$185,850.00
10% Contingency	<u>\$18,585.00</u>
Total Services Fee With Contingency:.....	\$204,435.00

<u>Additional Services:</u>	
As requested	At Hourly Rates listed below
Additional Service.....	Fee Basis or Amount
Each additional Site Visit.....	\$500.00

Reimbursable Expenses incurred in connection with our services will be charged on the basis of cost, without additional markup. Anticipated reimbursable expenses for this project include expedited courier services, printing and plotting, document reproduction, premiums for professional liability insurance in excess of usual and customary coverage and models, renderings or professional photography, and are anticipated not to exceed \$2,500.00.

Changes in services, when authorized, will be charged on an hourly rate as scheduled hereafter and amended annually in accordance with our hourly rate schedule (2023):

Kluber Architects + Engineers Staff	Hourly Rate
Principal.....	\$225.00
Project Manager.....	\$175.00
Project Mechanical Engineer III.....	\$165.00
Project Mechanical Engineer II.....	\$140.00
Project Mechanical Engineer I.....	\$115.00
Project Electrical Engineer III.....	\$165.00
Project Electrical Engineer II.....	\$140.00
Project Electrical Engineer I.....	\$115.00
Project Structural Engineer III.....	\$165.00



Project Structural Engineer II.....	\$140.00
Project Structural Engineer I.....	\$115.00
Project Technologist.....	\$165.00
Project Architect III	\$135.00
Project Architect II	\$115.00
Project Architect I	\$95.00
Interior Designer III.....	\$115.00
Interior Designer II.....	\$95.00
Interior Designer I.....	\$75.00
Construction Observer.....	\$95.00
Senior Project Coordinator	\$75.00
Project Coordinator.....	\$55.00
Mark-up for hourly Projects (indirect costs, OH & P).....	20.0%

Limitation of Liability: Notwithstanding any other provision of this Agreement, and to the fullest extent permitted by law, the total liability, in the aggregate, of Kluber, Inc.'s officers, directors, partners, employees, agents, and Kluber's Consultants, and any of them to Owner/Client and anyone claiming by, through, or under Owner/Client for any and all claims, losses, costs, or damages whatsoever arising out of, resulting from, or in any way related to the Project or the Subagreement from any cause or causes, including but not limited to the negligence, professional errors or omissions, strict liability or breach of contract, or warranty express or implied of Kluber's officers, directors, partners, employees, agents, or Kluber's Consultants, or any of them shall not exceed the total amount of two times fee, excluding reimbursable expenses. The services provided herein are governed solely with regards to permanent building codes only, compliance with OSHA regulations is specifically excluded.

TIMING

All services contemplated within this proposal shall be completed within 16 months after the acceptance date. Services performed after closure of that window will be billed hourly in accordance with the rates set forth above. This proposal is valid for a period of up to 45 days from the date noted on this proposal.



STATE OF ILLINOIS)

SS.

COUNTY OF KANE)

RESOLUTION NO. 23-252

AUTHORIZING A CONTRACT WITH RW VENTURES, LLC., FOR CONSULTING SERVICES TO CREATE A STRATEGIC ECONOMIC DEVELOPMENT PLAN FOR KANE COUNTY

WHEREAS, Kane County Development and Community Services is seeking to authorize a contract with RW Ventures, LLC, a consulting firm, to create a strategic economic development plan for Kane County including recommendations for the formation and launch of a public/private partnership economic development organization for Kane County; and

WHEREAS, Kane County documented the need to undertake a strategic economic development plan in its application to the State of Illinois RISE Economic Development Planning Grant Program, where from this program funds were awarded to local governments, and regional economic development organizations to create or update regional plans to accelerate economic recovery from the COVID-19 pandemic; and

WHEREAS, Kane County has been awarded \$150,000.00 in funding by the State of Illinois RISE Economic Development Planning Grant Program to create a strategic economic development plan for Kane County; and

WHEREAS, the Kane County Purchasing Department issued RFP 23-018 for consultants to create a strategic economic development plan for Kane County including recommendations for the formation and launch of a public/private partnership economic development organization for Kane County; and

WHEREAS, The Kane County Development and Community Services Department assembled a review panel of County staff, which after reviewing and scoring the consultant’s proposal to RFP 23-018, determined that it exceeded the selection criteria established in accordance with Purchasing Department guidelines; and:

WHEREAS, RW Ventures, LLC, has provided valuable planning and implementation services to date to many communities and organizations as included in their responses to RFP 23-018 Kane County Strategic Economic Development Plan; and

WHEREAS, Kane County Development and Community Services will pay for the requested consulting services with \$150,000.00 (One Hundred Fifty Thousand Dollars) in Kane County Economic Development Funds (Fund 400), with 100% of the funds to be reimbursed by the State of Illinois through the RISE Economic Development Planning Grant program.

NOW, THEREFORE, BE IT RESOLVED that the Chairman of the Kane County Board is authorized to execute a contract with RW Ventures, LLC, not to exceed \$150,000.00 (One Hundred Fifty Thousand Dollars).

Line Item: 435.690.022.50150, 400.690.710.50150

Line Item Description: Contractual / Consulting Services, Contractual / Consulting Services

Was Personnel/Item/Service approved in original budget or a subsequent budget revision? Yes

Are funds currently available for this Personnel/Item/Service in the specific line item? Yes

If funds are not currently available in the specified line item, where are the funds available? N/A

Passed by the Kane County Board on June 13, 2023.

John A. Cunningham
Clerk, County Board
Kane County, Illinois

Corinne M. Pierog MA, MBA
Chairman, County Board
Kane County, Illinois

Vote:



RESOLUTION / ORDINANCE EXECUTIVE SUMMARY ADDENDUM

Title

Authorizing a Contract with RW Ventures, LLC, for Consulting Services to Create a Strategic Economic Development Plan for Kane County

Committee Flow:

Jobs Committee, Finance and Budget Committee, Executive Committee, County Board

Contact:

Mark VanKerkhoff (630) 232-3451

Budget Information:

Was this item budgeted? Yes	Appropriation Amount: \$150,000
If not budgeted, explain funding source: N/A	

Summary:

This resolution will authorize a contract between Kane County and RW Ventures, LLC, to create a strategic economic development plan for Kane County including recommendations for the formation and launch of a public/private partnership economic development organization for Kane County. Payments will be made from the Kane County Economic Development Funds (Fund 400) and be fully reimbursed by the State of Illinois through the RISE Economic Development Planning Grant program.

CONTRACT FOR PROFESSIONAL SERVICES
RFQ 23-013
Agreement for RISE Economic Development Strategic Plan

This agreement is entered into and will be effective as of the date of final execution of this contract, between the **COUNTY OF KANE** (the “**County**”), a body corporate and politic existing under the laws of the State of Illinois and a unit of local government under §1 of Article VII of the Illinois Constitution (Ill. Const., Art. VII, §1), and RW Ventures, LLC, (the “**Consultant**”). For and in consideration of the mutual promises set forth herein, the parties agree as follows:

§ 1. Purpose of agreement

The County hereby retains the Consultant to create a strategic economic development plan for Kane County Government located in Geneva, IL. The purpose of the contract is to create a strategic economic development plan for Kane County including recommendations for the formation and launch of a public/private partnership economic development organization for Kane County.

§ 2. Scope of services

The services to be provided by the Consultant (the “**Work**”) are set forth in **Exhibit 1**.

§ 3. Term of this agreement

The term of this agreement will commence as of the date of final execution of this contract and continue, unless earlier terminated in accordance herewith, until March 1, 2024 and/or this contract is extended or renewed.

§ 4. Relationship of parties

The Consultant will serve as the County’s professional economic development consultant in the performance of the Work. The relationship between the parties is that of a buyer and seller of professional services and as such the Consultant is an independent contractor of the County in the performance of the Work and it is understood that the parties have not entered into any joint venture or partnership. The Consultant is not an employee or the agent of the County for any purpose.

§ 5. Compensation

The County will pay the Consultant \$150,000.00 for the services to be provided under this agreement. Fifty thousand dollars (\$50,000) will be paid within 30 days of submission of an invoice by Consultant upon execution of this Agreement; the second fifty thousand dollars (\$50,000) will be paid within 30 days of submission of an invoice by Consultant upon substantial completion of the market analysis described in section II of the workplan in exhibit 1; and the final fifty thousand will be paid within 30 days of submission of an invoice by Consultant upon completion of the project. .

§ 6. Time for completion of the work

The Work for specific tasks or projects will be completed upon agreed upon dates for each specific task or project. It is anticipated that the project timeline will span from July 1st, 2023 to March 1st, 2024. The project will begin with the launch of the Market Analysis stage (approx. July-October) which will involve a quantitative and qualitative analysis of the regional economy. Initial findings from the market analysis will be presented to the client and key stakeholders the week of September 1st, 2023. As the Market Analysis phases out, the project team will launch the Strategy Development stage (approx. September-March) to start developing regional strategies with key stakeholders. The project team will submit a draft Strategy Document to the client by December 15, 2023.

§ 7. Terms and conditions

- (a) The Director of the Kane County Department of Development & Community Services (the “**Director**”), or his written designee, shall act as the County’s representative with respect to the Work and shall transmit to and receive from the Consultant information with respect to the Work. The Consultant shall coordinate all work through the Director and shall report results of all work directly to the Director.
- (b) The Director may, by written order, make changes in specific work items if such changes are within the scope of services set forth in **Exhibit 1**. If any such change is not within the scope of services, the Consultant will so notify the Director and will submit a proposed change order reflecting an increase (or decrease) in the work. Hourly rates for additional work will be those set forth in **Exhibit 1**. No such change order will be effective to modify this agreement unless it has first been reduced to writing and approved by all undersigned parties.
- (c) The County may, anytime and without cause, upon a 30-day notice to the Consultant terminate this agreement before completion of the Work. Upon termination, the Consultant will cease all work under this agreement and will turn over to the County all information, records, documents, data, property, publications or other material theretofore received or prepared by the Consultant under or resulting from this agreement, all of which will become the property of the County. The Consultant will submit a final invoice for all work done through the date of termination which will be paid within 30 days of its receipt. In the event of termination, only actual time spent and expenses incurred in the performance of the Work prior to termination will be compensated. The County will have no liability for lost profits, overhead or other consequential or incidental damages. In the event of termination, the County will be free to abandon the work or retain another consultant to complete the Work.
- (d) The obligations of the County under this agreement are contingent upon the prior

appropriation of funds by the Kane County Board if applicable.

- (e) The Consultant will maintain books, records, documents and other evidence pertinent to its performance of the Work according to generally accepted accounting principles and practices consistently applied. The County or its authorized representatives will have access to such books, records, documents and other evidence for inspection, audit, and copying. The Consultant will provide appropriate facilities for such access and inspection during normal business hours.

§ 8. Ownership of Documents and Confidentiality

All documents, including all original drawings, specifications, tables and data prepared or collected in the course of the Work are and remain the property of the County; shall be maintained as confidential property of the County, shall not be disclosed in whole or in part, to any non-parties to this agreement except at the direction of the County. All data obtained from the County, including digital mapping information, is to be used solely for the purpose of the Work, and shall not be retained by the Consultant for use in any other manner.

Notwithstanding the foregoing paragraph, RWV and its partners retain all rights to all analytical concepts, approaches, methodologies or formats developed by them, and to underlying data and other materials not prepared exclusively for delivery to the County, whether or not developed by RWV and its partners in the course of work for the County.

RWV grants the County an unlimited, non-exclusive, royalty-free license to use such intellectual property delivered to it in the course of this project. Similarly, the County hereby grants Consultant an unlimited, non-exclusive, royalty-free license to use the intellectual property and work product developed for this project.

§ 9. Responsibility of Consultant

The Consultant shall perform the Work in accordance with generally accepted and currently recognized practices and principles applicable to the performance thereof and in a manner consistent with that level of care and skill ordinarily exercised by professionals currently performing such work in the same locality under similar conditions. The Consultant represents and warrants that it has thoroughly reviewed the Work; that it is thoroughly familiar with the field of knowledge bearing upon the performance of the Work; that it has any licenses, permits or approvals necessary or appropriate to perform the Work; and that it can produce the Work within the term of this agreement and for the compensation stated herein.

§ 10. Indemnity

The Consultant shall indemnify, defend (with counsel reasonably satisfactory to those parties to be defended), and hold the County, its elected officials, the Committee, the Director, and their respective agents and employees, harmless from any and all claims, demands, liabilities, damages, loss, cost or expense for or on account of any injury or damage which may arise out of or in connection with, or as a result of any negligent acts, errors and/or omissions of the Consultant, its subcontractors, and their respective employees and agents, in performing the Work, including, but not limited to, claims for releases or disposal of hazardous substances or wastes under CERCLA, RCRC, or any similar federal or state environmental law or regulation.

§ 11. Insurance

The Consultant will obtain prior to the commencement of the Work and will maintain for a minimum of 3 years following completion of the Work the following insurance coverage:

- (a) Professional Liability \$1,000,000 per claim;
- (b) General Liability \$2,000,000 combined single limit (or equivalent);
- (c) Automobile Liability \$1,000,000 combined single limit (or equivalent);
- (d) Excess Liability \$1,000,000 each occurrence; and
- (e) Workers Compensation Statutory Worker's Compensation Insurance, including occupational disease with Employer's Liability limit shall be in compliance with limit of the State of Illinois.

Prior to commencement of the Work, the Consultant will furnish the County with a certificate of insurance evidencing the coverage listed above which names the County as an additional insured and provides that the County will receive not less than 30 days' prior written notice of any cancellation of or material change in the policy.

§ 12. Equal Employment Opportunity

Section 6.1 of the Illinois Department of Human Rights Rules and Regulations is hereby incorporated herein by this reference as though fully set forth.

§ 13. No subcontracts

The Consultant will be held responsible for the performance of the Work. No part of the Work may be the subject of a subcontract between the Consultant and any other person without the prior written consent of the Director. Consent is hereby given for the Consultant to subcontract with the team members identified in the Exhibit 1.

§ 14. Notice

Any notice, invoice, certification or communication required or permitted hereunder shall be sufficiently given if served personally, sent *via* email, or by first class mail, postage prepaid to the Kane County Department of Development & Community Services, attention Mark VanKerkhoff, Director, Kane County Government Center, 719 S. Batavia Ave., Geneva, IL 60134.

Notice *via* fax shall be effective as of the date and time set forth on the fax transmittal sheet produced by the sending fax machine. Notice by first class mail shall be effective four days after mailing.

§ 15. Miscellaneous

- (a) This agreement, in addition to the terms and conditions set for solicitation issued by Kane County, constitutes the entire agreement between the parties and supersedes any prior agreement relating to the subject matter hereof. The terms and conditions addressing insurance coverage and limits in this agreement supersede those laid out in the solicitation. This agreement may be modified or amended only by a duly authorized written instrument executed by the parties hereto.
- (b) The agreement shall be governed by and construed in accordance with the laws of the State of Illinois. Any action brought under or which relates to this agreement shall be brought in Kane County, Illinois.
- (c) This agreement shall be binding upon and shall inure to the benefit of the parties and their successors and assigns, provided, however, that neither party may assign this agreement without the prior written consent of the other.
- (d) The waiver by one party of any breach of this agreement or the failure of one party to enforce at any time, or for any period of time, any of the provisions hereof, shall be limited to the particular instance and shall not be deemed to be a waiver of any future breach or a waiver of any provision of this agreement.

- (e) Nothing in this agreement shall be construed as creating any personal liability on the part of any officer, employee or agent of any public body that may be a party to this agreement, nor shall it be construed as giving any rights or benefits under this agreement to anyone other than the parties hereto.
- (f) All exhibits referred to in this agreement are attached and by this reference incorporated herein as though fully set forth.
- (g) This agreement may be executed in any number of counterparts, all such counterparts taken together constituting but one and the same agreement.

The County of Kane

RW Ventures, LLC

Corinne Pierog MA, MBA
Chairman, County Board

Robert W. Weissbourd
President

Date

Date

EXHIBIT 1

(The Work)

**See attached RFP #23-018 Response
Submitted by
RW Ventures, LLC**

KANE COUNTY

STRATEGIC ECONOMIC DEVELOPMENT PLAN

RFP #23-018

A Proposal to Kane County



Submitted by: RW Ventures, LLC

In Partnership With: Mass Economics and project advisors



March 15, 2023

Tony Sperkowski
County of Kane, Purchasing Department
719 S. Batavia Avenue, Bldg. A.
Geneva, Illinois 60134
(630) 208-3803

Re: Request for Proposals, #23-018 – Kane County Strategic Economic Development Plan

Dear Mr. Sperkowski:

RW Ventures, LLC (RWV) is pleased to respond to Kane County's RFP for a Strategic Economic Development Plan. Enclosed is a proposal describing our team's qualifications, experience, and approach.

RWV brings over twenty years of experience developing large-scale inclusive economic growth plans and implementation projects. These engagements have ranged in scope and focus from comprehensive plans for regional economies down to creating strategies and initiatives to drive inclusive growth at sub-regional, neighborhood, and property-specific levels. RWV's work in numerous regions around the US – from Sacramento to Milwaukee to Charlottesville – has provided roadmaps for those regions to achieve transformative results through actionable strategies and concrete initiatives. RWV also has designed and incorporates into its projects sophisticated analytic tools to reveal market dynamics and opportunities. The firm has created methodologies and frameworks for the analysis of regional economies and neighborhood assets across industry clusters, labor markets, entrepreneurship, and small business development and more, all in the service of developing inclusive growth strategies that allow marginalized communities to drive and own their growth. Through many projects focusing on the regional or the industrial level, RWV has refined its application of quantitative and qualitative techniques to analyze markets, identify strong and growing regional clusters, and reveal the specific sub-clusters and sub-sectors that present the most promising growth

opportunities. RWV has also designed and guided the launch of economic development organizations to carry out the identified market-based opportunities.

One of RWV's core competencies is assembling and leading high-capacity teams of local, regional, and national experts to conduct transformative economic development projects, assembling customized sets of experts with the requisite sets of skills and experience. To complement our capacities, we have identified an initial set of high caliber project partners:

- Mass Economics, a technical research and consulting firm that will conduct sophisticated quantitative cluster analysis to identify changes and developments in priority clusters;
- Project Advisors, including experts with deep experience in economic development planning and strategy development, with particular focus on inclusion, climate-resiliency, and regional governance: Cities GPS (Marek Gootman and Rachel Barker), Rodrick Miller, and Shelly Herman.

The team's collective expertise across a wide range of regions and counties positions us well both to apply lessons learned; identify relevant, best-in-class, emerging development practices; and recognize and capitalize on opportunities that are unique to Kane County and important for its future. We are confident we can effectively collaborate with local and regional stakeholders to deliver an economic development strategy and make recommendations for an associated organization that drives inclusive, climate-centered growth across the County.

We hope to have further conversations with the Kane County team on our proposed approach and qualifications for this exciting opportunity. If we are indeed a preferred candidate, please note that we are open to discussing the proposed price and scope presented here and identifying potential adjustments to fit your resource allocation and expectations. This includes any potential overlaps that should be taken into consideration with RFQ #23-013 Kane County Economic Development Advisor (to which we will also be submitting a response).

In the meantime, please do not hesitate to contact me (312.560.1033, bob@weissbourd.com) with any questions or requests for further information.

Sincerely,



Robert Weissbourd
President
RW Ventures, LLC
30 W. Monroe Street, Suite 510
Chicago, IL 60603
312.560.1033
bob@weissbourd.com



CONTENTS

I. QUALIFICATIONS	5
COMPANY PROFILE.....	5
RELEVANT EXPERIENCE.....	6
CONSULTANT TEAM.....	8
II. PROJECT APPROACH	15
BACKGROUND.....	15
PROJECT APPROACH AND METHODS.....	16
WORK PLAN AND BUDGET.....	21
III. RELEVANT EXPERIENCE	23
SIMILAR WORK.....	23
REFERENCES.....	27
IV. REQUIRED FORMS	28
PROPOSAL RESPONSE FORM.....	28
CONTRACTOR DISCLOSURE FORM.....	28
FAMILIAL DISCLOSURE FORM.....	28
VENDOR CERTIFICATION.....	28
CERTIFICATE OF INSURANCE.....	28
V. CONCLUSION	29

I. Qualifications

COMPANY PROFILE

RW Ventures, LLC (RWV) is an economic development firm that specializes in market-based inclusive economic growth, identifying opportunities and developing enterprises for regions, communities and industries. The firm has done extensive work throughout the Chicago Metropolitan Area, including helping Cook County establish its economic development organization and initiatives, making RWV uniquely qualified to work with Kane County in developing a strategic economic development plan and economic development organization. Founded in 2000, RWV has 22 years of experience in comprehensive market analysis and strategic planning for communities and regions, achieved by applying sophisticated analytical tools and qualitative research methods to reveal market dynamics and inclusive economic growth opportunities; developing market-based strategies for growing urban and regional economies; and designing and launching institutions and programs to enable businesses, communities, and regions to capture economic value and improve vitality and prosperity. The firm has also undertaken cluster-specific analyses in various regions and industries, providing deep expertise in areas such as metals manufacturing, food and beverage manufacturing and packaging, water-related industries (“blue economy”), green technology, and more.

Through an extensively experienced core staff, and a customized team of project-specific partners and advisors, RWV provides a range of services, each of which are focused driving growth in underserved markets and places. Key services include:

- *Market analysis* – RWV creates detailed assessments of industry, real estate, labor, and other markets, with an emphasis on identifying unique assets and emerging market dynamics that are creating new opportunities to drive and own economic growth.
- *Strategy development* – The firm helps a wide range of clients – including neighborhood groups, industry organizations, economic development practitioners, government agencies, foundations – design tailored and targeted strategies to seize inclusive growth opportunities.
- *Program design and launch* – RWV crafts programs that turn strategies into tangible outcomes and impacts, building from best practices and piloting groundbreaking models.
- *Enterprise creation* – When new organizations are needed to effect change, RWV works with clients to form and launch enterprises, which have included economic development organizations, industry cluster organizations, neighborhood strategic retail development companies, and sub-regional development authorities.
- *Field building* – RWV also works to bolster and expand the field of inclusive growth by inventing, piloting, and disseminating cutting-edge approaches to economic development practice. In addition, RWV is undertaking work to grow the field of climate-centered growth.

In all its projects, RWV seeks to bridge the gap between theory and practice, driving rigorous research from a practitioner perspective, and translating results into implementable initiatives. Firm staff, for example, have led the development of [Chicago TREND](#), a social enterprise that catalyzes and finances retail development in undervalued neighborhoods; the [Metropolitan Business Planning](#) Initiative, an award-winning framework for regional economic analysis; the [Southland Development Authority](#) (SDA), a ground-breaking development authority model charged with driving comprehensive, transformative and inclusive growth in the South Suburbs of Chicago; and the [New Growth Innovation Network](#) (NGIN), a national organization that brings together economic development leaders to build a new field of quality growth practice.

For more details on projects, partners, clients, and personnel, please see www.rw-ventures.com.

RELEVANT EXPERIENCE

RW Ventures has successfully managed and executed inclusive economic development projects for regional development organizations and municipalities across the country. The firm is a national leader for developing economic development strategies that drive inclusive growth, helping regions capitalize on existing strengths and anticipate future opportunities to improve regional vitality and prosperity.

The success of RWV's economic development projects is attributed to the firm's award-winning approach to economic growth planning, which applies the discipline of private-sector business planning to the task of regional development. This approach differs from simply aspirational or "strategic" planning which in many places has resulted in plans which are not grounded in the current and emerging dynamics of the economy and do not achieve a sophisticated understanding of an area's unique assets. Rather, this framework brings a business-like, market-disciplined, systematic approach to designing and operationalizing initiatives and enterprises.

This approach was developed in partnership with The Brookings Institution, leading to the creation of the Metropolitan Business Planning (MBP) initiative. MBP works with cross-sector leadership of metropolitan regions to understand their unique economies; develops comprehensive, integrated, and inclusive economic growth strategies; and creates practical initiatives and enterprises to implement the strategies, tailored to the opportunities in those regions. To date, the MBP approach has been piloted in more than ten locations, representing all parts of the country and a diverse set of economies.

RWV also brings extensive experience using sophisticated analytic tools to reveal market dynamics and opportunities, often including cluster analyses and assessment of workforce skillsets, opportunities, and trends (as described above). Through many projects focusing on the regional or the industrial level, RWV has refined its application of quantitative and qualitative techniques to analyze markets, identify regional clusters and dig into sub-clusters and sub-

sectors to identify the most promising growth opportunities. The partnership with Mass Economics— a technical firm that conducts sophisticated quantitative analysis to identify changes and developments in priority clusters – will provide additional horsepower to RWV’s cluster analysis.

Insights from the quantitative and qualitative analyses help RWV develop a comprehensive inventory of regional opportunities and assets, leading to an integrated set of growth strategies and associated initiatives. Examples of RWV employing these analytical techniques to develop economic growth plans include the [Plan for Economic Growth and Jobs \(Chicago, IL\)](#), the [South Suburban Economic Growth Initiatives \(South Suburbs, IL\)](#) the [Milwaukee 7 Framework for Economic Growth \(Milwaukee, WI\)](#), and [ScaleUP: An Inclusive Economic Action Agenda \(Sacramento, CA\)](#), among several others – described in more detail in the [Similar Work](#) section. RWV also co-wrote the report [Chicagoland FOOD – Seizing the Opportunity to Grow Chicagoland’s Food Industry](#) to examine changing industry dynamics and the impact of macroeconomic trends on the food manufacturing and packaging cluster. The report was key in identifying collaborative ways for regional stakeholders to develop inclusive growth strategies for the industry cluster. For each of these projects, RWV developed structured plans with reinforcing, transformative strategies, and initiatives to guide regional stakeholders in their next steps.

Moreover, the strategies and initiatives surfaced and invented by the firm through its analyses have been hugely effective in driving inclusive growth for communities – and have often led to the creation of new institutions. RWV’s market analysis and strategy development in the [South Suburban Economic Growth Initiative](#) report, for example, led to creation of the Southland Development Authority (SDA), a ground-breaking development authority model charged with driving comprehensive, transformative, and more equitable prosperity in the South Suburbs of Cook County. The structure of the SDA was informed by research, led by RWV, on the design and practice of development authorities to support inclusive, sustainable economic development (see: [New Institutions for a New Economy](#)). Another example of an entity launched following market analysis work is Chicago TREND, a social enterprise startup that fosters retail development in underinvested city neighborhoods. RWV developed the innovative pilot model, eventually launching Chicago TREND with \$7 million in funding from impact investors.

RWV also has deep experience engaging a broad array of public and private stakeholders, from neighborhood to metro levels, to shape a cohesive vision for a region. The firm, for example, provided annual advisory services from 2013-2019 to Cook County to set up its Bureau of Economic Development, establish a Council of Economic Advisors, develop the region’s economic development action agenda, and design and launch a number of initiatives to grow the region’s economy. In addition, RWV was involved in the [Portland Plan: Inspiring Communities Series](#) and other efforts through the Portland Development Commission to facilitate discussions on how to tie together the various pieces of economic development — from neighborhoods to regions, equity to prosperity, human capital to clusters — into a comprehensive, integrated strategy. RWV is also highly skilled at organizing and leading high-

capacity teams of local, regional, and national experts to conduct transformative economic development projects. The partnership with Cities GPS – who recently worked with Chicagoland leaders to build regional collaboration (leading to the launch of the Greater Chicagoland Economic Partnership) – will provide additional insights into stakeholder engagement and set-up of a regional institution to guide growth in Kane County.

RWV has been at the leading edge of incorporating climate resiliency and “green” clusters into economic development planning. The firm recently completed an “Inclusive Blue Economy Strategy” for Illinois and Wisconsin – a strategic, implementable, market-based roadmap for the region to grow its water-related industries. In addition, the firm is wrapping up work on an inclusive economic growth strategy for Portland, Oregon – which provides a series of recommended growth strategies for Portland’s economy that center and align both inclusion and climate resiliency.

Lastly, but most importantly, RWV is built around the principle that inclusion and prosperity must be aligned – as one practice, not two – for either to sustainably succeed. RWV was founded as a mission-driven company to address racial and economic justice, building from its founder’s decade leading civil rights litigation and following decade as a senior executive at ShoreBank undertaking comprehensive community development in communities of color. RWV’s project work strives to grow prosperity and improve quality of life by driving inclusion, and making the economy work for everyone.¹

CONSULTANT TEAM

RWV will be responsible for overall management and completion of the scope. One of RWV’s core competencies is assembling and leading high-capacity teams of local, regional, and national experts to conduct transformative economic development projects, creating customized teams with unique sets of skills and expertise. The project team for this proposal includes Mass Economics and project advisors (Cities GPS; Rodrick Miller; Shelly Herman).

Below is a brief description of the role and qualifications of each team member:

RW Ventures

RWV will be responsible for managing the project to ensure deliverables are produced by requisite deadlines. The firm will also serve as the lead on market and cluster analyses, strategy development (including recommendations for an economic development organization), implementation guidance and metrics, and completion of the final plan. Staff includes:

¹ RWV is also committed to expanding the broader field of inclusive growth practice. In 2006, the firm authored *Into the Economic Mainstream* (available at: <http://rw-ventures.com/wp-content/uploads/2017/01/Distribution-Draft-IEM-Paper-8-6-06-rw.pdf>) a seminal document that made the case for inclusive growth, calling for its uptake in economic development and policy creation. RWV then organized – and in 2018, launched – the New Growth Innovation Network (NGIN), an organization created for and by economic development experts and practitioners to invent and deliver high-quality, inclusive growth practice in communities across the United States.

Robert Weissbourd, President

Robert Weissbourd manages RW Ventures, LLC, an economic development firm specializing in technical analysis of urban assets and markets, and in creating the products and enterprises necessary to successfully grow urban and regional economies. He was a lead developer of the Southland Development Authority, for which he served as interim CEO, the New Growth Innovation Network (NGIN), the Greater Chatham Initiative, TREND, Chicagoland Food and Beverage Network, the Center for Financial Services Innovation, MetroEdge and the Metropolitan Business Planning Initiative, which he co-managed with the Brookings Institution. He previously served for ten years in executive positions at Shorebank Corporation, designing, delivering and managing comprehensive development finance initiatives to invest in distressed communities. He brings over thirty years of experience leading economic development work in dozens of cities and scores of neighborhoods.

Bob served as Chair of the Obama Campaign Urban Policy Committee, on the Obama Transition HUD Agency Review Team, as a nonresident Senior Fellow at the Brookings Institution Metropolitan Policy Center and as adjunct professor at the University of Chicago Harris School of Public Policy. He also serves or served as President or Vice-President of the Boards of City Colleges of Chicago, Crossroads Fund, Elevate Energy, the Center for Neighborhood Technology, BPI and PROCAN, as well as on the Executive Committee of mHUB, the Board of Equal Measure, the Visiting Committee of the University of Chicago Law School, and the Advisory Committees for the Bass Initiative at Brookings, the Institute for Comprehensive Community Development, the Mayor's Technology Advisory Committee, Brookings Metropolitan Economy Project and the Urban Markets Initiative.

Bob is a frequent public speaker and author on a broad range of urban and regional economic growth issues, including business, finance, housing, clean energy, human capital and innovation dynamics. He has also testified on these issues before federal, state and local legislatures. Before joining Shorebank, Bob was a partner at Hartunian, Futterman & Howard, leading complex civil rights and other constitutional litigation, and representing governments, non-profit organizations and community leaders. He clerked for federal Judge George Leighton, after receiving a J.D. from the University of Chicago Law School and a B.A. from Yale University.

Ashley Bakelmun, Managing Director

Ashley has a background in strategic urban planning, with special interests in social and environmental sustainability. She conducts research and data analysis to inform inclusive growth strategies, and played a lead role in scaling up the New Growth Innovation Network (NGIN) and the Southland Development Authority (SDA). She recently managed the completion of an inclusive economic growth strategy for Portland, Oregon, which is in the process of City approval, in addition to an Inclusive Blue Economy Strategy for the

Illinois/Wisconsin region. Prior to joining RW Ventures, she conducted academic research on complex “urban questions” with a goal of working towards just cities – specifically focusing on intersections between urban design/planning with inequality and segregation. Her focus on equitable development first began with an environmental lens; during her 5 years in Washington DC she worked for GreenShape, LLC and Gensler as a sustainability consultant. There, she led design and construction teams to deliver sustainable master plans on education/corporate campuses and achieve LEED certification in new construction projects. Ashley has a BSA in Mathematics and Architecture from Carnegie Mellon University and a Master of Urban Development and Design from UNSW Sydney. She brings 12 years of pertinent experience.

Karen Cuenca, Associate

Karen has a background in public policy and urban planning with special interests in economic development, community development, and housing. She works on regional economic development initiatives with a focus on small business and entrepreneurship – and uses both data and qualitative analyses to inform the development of industry-specific inclusive economic growth initiatives. Prior to joining RW Ventures, Karen was an Analyst at Abt Associates working on public policy research for federal and city government agencies. Karen earned a dual Master’s in Public Policy and Urban & Regional Planning from the University of Michigan and a Bachelor’s in Political Science from Yale University.

Depending on the level of research and type of expertise needed, a combination of the RW Ventures staff will carry out the project, as indicated in the detailed workplan and budget – alongside project partners and advisors:

Mass Economics

Mass Economics is a research and consulting firm that specializes in urban economic growth and equity. The firm is a technical firm with expertise in data, analytics, modeling, and strategy as well as a socially driven organization committed to equitable and inclusive economic growth. Mass Economics excels at providing high-quality data, analytics, and strategic advice for large public and philanthropic organizations but also the smaller community development organizations that often lack the resources to maintain internal research capabilities. The firm created data-Fab, a spin-off that provides high-quality, reasonably priced data on local and regional economies. data-Fab’s products represent significant improvements over current alternatives in high quality measures of economic specialization, growth, and inclusion. data-Fab’s core methodological innovation—using information about all 3,000+ US counties to estimate suppressed data for individual county-industry cells—allows it to create national data sets for over 1,000 specific industries.

Mass Economics will be responsible for conducting data analytics to support the market analysis, with the goal of broadly assessing the regional economy, identifying target clusters and narrowing in on clusters and sub-clusters, and providing data and insights on workforce

and innovation trends. The firm's sophisticated quantitative cluster analysis will be instrumental in identifying and understanding the dynamics of target clusters in particular.

Teresa Lynch, Founder

Teresa is founder of Mass Economics, an eight-year-old research and consulting firm specializing in inclusive economic growth. In her role as Mass Economics, she has led projects across the US on urban and regional growth strategies and development of land use-economic frameworks from urban innovation districts (six cities) to industrial corridors (Detroit, Indy, St. Louis) to agricultural areas (98-county Delta region). Recognizing the need for high-quality, low-cost data from state and federal data sets, Teresa co-founded data-Fab, which creates comprehensive pictures of urban and regional economies across the US. Prior to founding Mass Economics, Teresa acted as Senior Vice President, Director of Research for Initiative for a Competitive Inner City - leading the research group and city consulting practices for Michael Porter's national non-profit dedicated to economic prosperity in distressed urban areas. Prior to that, she was Senior Economist for EDR Group, where she developed digital tools for practitioners to assess economic conditions and impacts of infrastructure investments on local economies. Teresa holds an MA in Regional Science from the University of Pennsylvania and a BA in Economics from the University of North Carolina at Chapel Hill.

Thomas Goff, Partner and Senior Associate

Thom is a partner at Mass Economics and a co-founder of data-Fab. Thom works with data-Fab staff to develop new approaches and tools for its extensive and robust data platform, which drives both data-Fab's and Mass Economics' research and consulting work. Thom's work at Mass Economics blends demographic, economic, business, statistical, and spatial analysis to guide neighborhoods, cities and regions in their economic and land development strategies. In addition to developing industry-cluster strategies for comprehensive economic development plans in cities across the U.S., Thom's recent areas of focus include tracking the (socio)economic impacts of COVID-19, working with partners on economic equity indicators and a data-dashboard, evaluating innovation and entrepreneurship ecosystems, identifying and assessing innovation districts, and the creation of urban industrial land and real estate development models and strategies at the scale of individual sites up to entire cities. Prior to Mass Economics, Thom was a Senior Analyst at the Initiative for a Competitive Inner City (ICIC) in Boston, where he was responsible for the internal management and execution of projects and the creation and management of a SQL database containing detailed industry data for thousands of urban areas nationwide.

Project Advisors

Project advisors will support development of the strategic economic development plan, with significant expertise in market- and asset-based strategies for economic growth, implementing economic growth initiatives to inclusively grow regions, aligning inclusion and climate resiliency with economic growth, and building regional collaborations (among many other strengths). As needed, additional project advisors may be added to the team as specific needs are identified throughout the project.

Cities GPS - Cities GPS is a mission-driven advisory group founded in 2019, collaborating with civic, government, and business stakeholders to find and implement solutions that strengthen local and regional growth, inclusion, and vitality. Cities GPS's project portfolio spans the U.S. with multi-year site engagements that progress from research and strategy development to program design and operations. This approach transfers practical lessons from a range of economic and social contexts, supplemented by novel analytic approaches drawn from think tank work.

On behalf of the Brookings Institution and in partnership with the Chicago Metropolitan Agency for Planning, Cities GPS recently executed an intensive joint problem-solving exercise with Chicagoland leaders – including Kane County – to assess and execute an effective approach to regional collaboration; this led to the launch of the Greater Chicagoland Economic Partnership in January 2023.

Other recent experience relevant to the project objectives include:

- Two county-level and three regional comprehensive inclusive economic strategy initiatives in inland California, progressing from analytics to operations and forming new organizations (e.g. [Stanislaus County](#), [Kern County](#));
- Identification and tactical response for post-COVID cluster priorities in Greater Kansas City;
- Program and policy reforms for the Michigan Economic Development Corporation to regionalize economic development strategies around sector prioritization, incentives, and inclusive outcomes.

These projects involved enlisting stakeholders and establishing shared principles; conducting quantitative and qualitative research and analysis; producing findings and recommended responses; guiding development of priorities, strategies, tactics, and activation workplans; reforming or establishing new implementation entities; setting performance measures; and developing public-private partnerships for resources and execution.

Marek Gootman, Managing Principal

Marek Gootman, Cities GPS Managing Principal, brings 30 years of experience working with public-private leadership in city-regions to advance economic opportunity and competitiveness, spanning roles in think tanks, government service, law, and advocacy.

In these roles, he has undertaken problem-solving for strategy, implementation, and operations with more than 60 U.S. and international cities, regions, and states – including economic development, workforce, innovation, infrastructure, and governance issues.

Marek also currently is nonresident Senior Fellow at the Brookings Institution’s Metropolitan Policy Program, where he previously served for nine years as Fellow and Director of Strategic Partnerships & Global Initiatives. In that capacity, he led teams bridging think tank perspective to practical application through research, demonstration projects, policy promotion, and learning networks with more than 30 metro areas (including Chicago).

Previously, Marek was a partner at Patton Boggs LLP where he counseled local governments and public agencies on policy, programs, and federal advocacy, including seven of the 10 largest US cities. Among other prior positions, he served in various roles with federal agencies, a bi-state metropolitan planning organization, and the UK government working on economic development, urban revitalization, cross-sector partnerships, and program delivery reforms. Marek earned a law degree at Georgetown University; Master of Government Administration at the Fels Institute, University of Pennsylvania; and business degree from the Wharton School, University of Pennsylvania.

Rachel Barker

A Chicago-based economic development and public policy strategist, Rachel Barker’s work with Cities GPS includes research and strategy projects in multiple California regions, as well the group’s recent engagement leading to the launch of the Greater Chicagoland Economic Partnership. Rachel has also consulted with think tank, philanthropy, and nonprofit clients on projects including a \$10 million community investment challenge, the launch of a Gates Foundation-supported economic mobility initiative, and significant internal strategy milestones. Rachel previously served as a policy analyst, engagement strategist, and impact manager at the Brookings Metropolitan Policy Program. Across these roles, she managed or contributed to regional applied research projects and strategic partnerships (ex: San Diego, Indianapolis, Nashville, Minneapolis-St. Paul), peer-learning networks, policy-focused research and communications products, and monitoring & evaluation efforts. Rachel graduated magna cum laude / Phi Beta Kappa from the Elliott School of International Affairs at George Washington University.

Independent Contractors

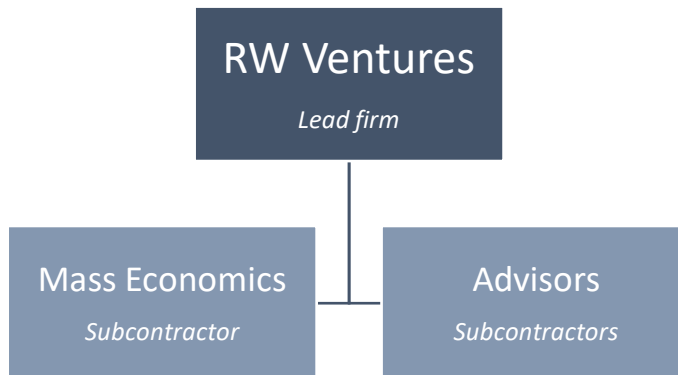
- [Rodrick Miller](#) is CEO of the Miami-Dade Beacon Council. He is a national economic development leader committed to inclusive, sustainable growth. His resume includes: CEO at invest Puerto Rico, leading its business and investment strategy; CEO of the

Detroit Economic Growth Corporation, the public-private partnership charged with leading the economic revitalization of the city of Detroit; founding president and CEO of the New Orleans Business Alliance, the official economic development organization for the City of New Orleans. In addition to his proven ability to develop and execute inclusive growth strategies, Rodrick is also skilled at developing strategies in complex political and business environments in ways that provide long-term value to communities. He holds a Master of Public Policy from Harvard University’s Kennedy School of Government and a Bachelor of Science degree in international business from St. Augustine’s College. He is also a Fulbright Fellow.

- [Shelly Herman](#) has worked in community economic development for 20 years, as a lender and advisor to communities, governments, small businesses and social enterprises across the country. She conducts innovative work to spur investment in underserved urban areas – and researches economic, climate and social issues, working with stakeholders to formulate new ideas and strategies and designing and implementing new programs or businesses to make an on-the-ground difference. She has partnered frequently with RW Ventures, for instance in developing the Chicagoland Food & Beverage Network.

She is also an entrepreneur working on conservation and sustainability (most recently leading Fresh Picks, an organic food business rebuilding a local food system in the Midwest). While CEO of Fresh Picks, she managed grant projects funded by the USDA and Illinois foundations to partner with farmers on regenerative agriculture and work to bolster the local food system to mitigate climate change. Shelly holds an MBA from MIT Sloan School of Management and a Bachelor’s degree in Mathematics and Educational Studies from Brown University.

The organizational chart for the project is as follows:



II. Project Approach

BACKGROUND

Kane County is eager to strengthen the economic growth potential of its 30 municipalities by creating a unified economic growth strategy as well as an organization to lead its implementation. There is a need to understand the economic impacts of COVID-19 across jurisdictional boundaries and identify the County’s greatest economic opportunities to both recover from the pandemic impacts and embark on a long-term growth strategy.

Achieving this vision will require navigating through a range of new and enduring challenges, including a transforming economy that is changing the drivers of productivity and business success; a pandemic that has led to income loss, unemployment, supply chain interruptions, and other negative effects; racial disparities in wages, employment, capital access, and other factors of economic mobility; and a future climate that is likely to both disrupt legacy industries and create new opportunities in “green” clusters (particularly important in Kane County, for instance in growing the agriculture sector in ways that simultaneously address climate change). Kane County and other partners have existing strategic plans and resources to build from (e.g., CMAP’s recent regional economic development research; WBC data, through the Greater Chicagoland Economic Partnership), and the moment is right for deeper assessment of the region’s assets and further identification of the policies, approaches, partnerships, and investments that will fully leverage them.

RW Ventures (RWV) and its partners are submitting a proposed approach to generate a transformative, resilient, and equitable economic development strategy for Kane County. This proposal is based on similar, successful inclusive economic development projects in dozens of regions and cities across the country, as described in the [Relevant Experience](#) section. It is also based on a deep understanding of the economic opportunities within CMAP’s 7-county region. The proposed pathway will deliver market-based, cross-cutting growth strategies that are empirically based and tailored to Kane County’s unique place in a fast-changing economy. The strategies will build upon the region’s previously identified strengths, particularly traded clusters; leverage novel and emerging activities, such as innovative technologies that can amplify cluster growth; and emphasize climate-resilient and inclusive economic development.

This last element – inclusive economic development – is deeply embedded in this proposed approach, and indeed is a core tenet of all our firm’s work. This perspective recognizes that driving inclusive growth is not only a moral but an economic imperative, as it provides the strongest paths to sustainable growth while also driving lower levels of inequality and racial segregation. The resulting roadmap will deliver tangible, transformative impact for the city’s economy, particularly for people and places that have not always shared in Kane County’s prosperity.

PROJECT APPROACH AND METHODS

RWV and its partners will create a strategic, implementable roadmap for inclusively growing and recovering Kane County's economy. The project structure outlined below is adapted from an exhaustively designed and tested model for regional growth planning, first implemented through the Metropolitan Business Planning (MBP) initiative.² In partnership with the Brookings Institute and building off foundational research on the primary drivers of regional growth,³ MBP was used in several regions to develop comprehensive regional plans with implementable strategies, many of which are described in the [Similar Work](#) section.

The proposed approach includes the four components outlined below:

1. Project Management;
2. Market Analysis;
3. Strategy Development (including recommendations for an Economic Development Organization); and
4. Implementation Guidance & Metrics.

Each component will be executed iteratively and concurrently and in close coordination with project partners and regional stakeholders. This process is designed to move efficiently from analysis to action, quickly obtaining and synthesizing the information necessary to create market-based strategies, and the concepts for implementing them, that will effectively drive growth for Kane County. The iterative and synchronous approach will not only optimize costs and resources but allow for deeper and more actionable strategy development.

1) Project Management

RWV staff will lead project management and planning across the scope of work outlined in the RFP, coordinating with project partners and Kane County to align on timelines, tasks, dependencies, and deliverables. The expertise in market-based development, equity and inclusion, stakeholder engagement, and climate resilience and adaption within RWV and the project partners will be leveraged to support the work. RWV will also employ this expertise to review existing and complementary plans, policies, and programs and contrast them against best-in-class practices nationally, including some of which our firm has been in the invention and launch processes.

Other project management tasks to be handled by RWV include coordinating with Kane County to draft a project plan; schedule regular check-in meetings; create meeting agendas and background materials; establish interim deadlines; and track progress on deliverables. The project plan will be phased to support iterative strategy development process, allowing the team to refine and perfect strategies to the satisfaction of Kane County.

² See: http://rw-ventures.com/wp-content/uploads/2017/01/mpp_policy_brief_Web_PDF.pdf

³ See: <http://rw-ventures.com/wp-content/uploads/2017/01/Surdna-Final-Paper-Combined-112111.pdf>

Interim Deliverables: Project plan, including timeline, phasing, major milestones; summary of scans of current and past plans, existing capacity and tools, and national best practices research.

2) Market Analysis

RWV will conduct a comprehensive market analysis to understand the current and emerging opportunities and challenges in Kane County and the surrounding regional economy, incorporating data analytics from Mass Economics and expert guidance from Project Advisors. All elements of the market analysis will operate through the lens of inclusive economic growth, continually assessing how the region's assets and economic trends provide the most opportunity for communities of color and low-income communities to own and drive the prosperity this plan will eventually generate.

The market analysis will build upon existing studies with relevant data and analysis of the region's assets, including Kane County's 2040 Plan, CMAP's On To 2050 Plan, CMAP's most recent regional planning studies (in development with Brookings and TIP Strategies), the work of local stakeholders (e.g., Kane County's Workforce Development Board, local Chambers), among others. Using these plans' primary findings, including areas identified for further inquiry, RWV will conduct targeted analysis to identify new and future drivers or barriers to business and industrial development, accounting for the ever-changing, post-pandemic landscape. In addition, the market analysis will assess the numerous projects and initiatives currently being implemented across the region – from workforce programs to cluster-based initiatives to start-up support – determining how they are responsive to leading economic trends, and how they can be reshaped or supplemented to take greater advantage of the region's growth opportunities.

RWV will structure its market analysis around the five primary “levers” of economic growth:

- **Clusters** – RWV and partners will review and assess the region's existing priority clusters (agriculture, healthcare, tourism, retail, manufacturing) but also identify emerging high-growth potential clusters (e.g., ag-tech, advanced manufacturing), specifically focusing on traded clusters. After a broad scan of the region's industry trends, the team will narrow in more precisely on the clusters and sub-clusters where Kane County has the greatest potential to become a global leader. Team member Mass Economics will perform sophisticated quantitative cluster analysis to identify changes and developments in priority clusters and the implications for the businesses and residents most impacted by COVID-19 and climate disruption. The statistical analyses will be complemented by interviews with industrial and corporate stakeholders to confirm findings on cluster strengths and growth trends. The early engagement of industrial and corporate partners will provide a more nuanced understanding of the key cluster dynamics, including emerging technologies and industries, insights that are not easily evidenced by quantitative analyses alone. In addition, the team will assess the extent to which the region's clusters offer inclusive growth

opportunities,⁴ using criteria such as the number of quality entry-level jobs and career ladders, low barriers to entry for entrepreneurs and the presence of firms in or near neighborhoods with low-income populations. This will inform strategic recommendations about which sub-clusters offer the most potential for inclusive economic growth.

- **Human Capital Development and Deployment** – RWV will more deeply assess trends and identified challenges (e.g., workforce supply shortages). The analysis will go deeper on workforce development opportunities, assessing how current trends in “demand” for skills – what employers are increasingly seeking and hiring for in new employees – align with the “supply” – what skills the region’s workers have to offer and can readily acquire. Coupled with this will be an examination of potential improvements to the workforce system activities that facilitate the matching between employers and workers, and efforts that are underway to enhance the workforce development ecosystem (including connections between colleges, universities, the Workforce Development Board, and private industry).
- **Innovation and Entrepreneurship** – The market analysis will focus on strengthening the connections between cluster, place-based initiatives, and entrepreneurship strategies to develop stronger commercialization pipelines and generate new products and firms. Initiatives seeking to support greater innovation will also be closely analyzed, with particular emphasis placed on previously identified challenges (e.g., access to capital and wraparound supports). There is opportunity to continue to expand Kane County’s innovation ecosystem, building collaborations between its colleges, universities, private industry, and innovation centers such as Fermilab National Accelerator Laboratory or IN2: the Steve and Jamie Chen Center for Innovation and Inquiry.
- **Spatial Efficiency** – Spatial efficiency is an integral part of the market analysis, as the places that enable people, goods, and information to flow and connect efficiently generate greater economic activity. When these systems work well, they not only lower transportation costs, but also facilitate shared labor pools, knowledge spillovers, increased innovation and other benefits that grow regional economies. The project team’s spatial efficiency analysis will focus on the location of businesses, suppliers, workers, and customers within the region, including key job hubs and concentrations of underutilized land – in relation to location of residents (and their access to jobs and affordable housing options). By assessing these assets and the infrastructure (including broadband) connecting them, the project team will identify the opportunities for investments that can address transportation inefficiencies and spatial mismatches between workers and employers.
- **Governance** – The project team’s analysis surrounding governance will complement the four analyses above, exploring the existing networks and social and institutional infrastructure that exist to enable economic development currently, and would support the implementation of the eventual economic growth plan. This analysis goes beyond *government*, as *governance* covers the entire ecosystem of regional and local stakeholders – across private, public, non-profit, and philanthropic sectors – who collectively collaborate to enable economic development projects to come to fruition. This work will rely heavily on

⁴ It is important to keep in mind that inclusive growth does not separate inclusion from growth, but rather treats them as integral components of a unified approach to growth. Regions need to implement intentional inclusive growth strategies that change the rules of the game and fundamentally reposition historically underinvested people and places.

outreach to and interviews with the various stakeholders – from the regional to neighborhood levels – that engage in Kane County’s economic development activities. Team member Cities GPS’s prior work to grow regional collaboration in the CMAP region will be particularly relevant in identifying additional opportunities for collaboration to enable growth and providing insights to inform creation of an economic development organization.

These subjects will be analyzed through both advanced quantitative techniques (e.g., methodologies to analyze regional clusters and their sub-components) and qualitative analysis (e.g., industry-specific research; interviews with subject matter experts, major regional companies, regional stakeholders, peer cities, etc.). The project team will conduct this analysis with a constant awareness of the rapidly changing economy, especially in light of COVID-19 economic effects. This mindset will guide the analysis away from outdated or shrinking industries and occupations and toward the products, services and enterprises that will seize upon emerging opportunities so that the region can “skate to where the puck is.” In addition, the analysis will seek and flesh out areas where growth opportunities intersect between these levers – for example, identifying industrial development opportunities for a particular cluster that are close to an appropriately skilled workforce and suitable industrial land, providing alignment between cluster development, human capital, and spatial efficiency. This holistic planning approach recognizes that each strategy for economic growth will succeed or fail in context of the others, and results in a set of integrated and mutually reinforcing strategies, creating a whole greater than the sum of its parts.

Interim Deliverables: Analysis of economic conditions broadly; analysis of 5 market levers (clusters, workforce, innovation & entrepreneurship, spatial efficiency, governance) comprised of learnings from data analysis, interviews/focus groups, research of national best practices and future trends; outline of key challenges/opportunities for Kane County’s economic development.

3) Strategy Development

As the regional market analysis surfaces the region’s unique growth opportunities, preliminary, customized strategies will take shape. An iterative cycle of further market analysis and strategy refinement will progressively narrow each strategy’s scope, steadily drilling down into the specifics of Kane County’s unique opportunities and driving toward the information needed to design implementation initiatives. This strategy-market analysis iteration will expand the set of relevant stakeholders as new opportunities emerge, leading to additional rounds of outreach and interviews with developers, business owners, government agencies, community organizations, service providers and other partners. Such stakeholders can inform the creation of products and services and potentially be involved in their implementation.

Central to the development of the strategies will be their ability to drive upward economic mobility and place BIPOC⁵ and low-income communities, businesses, and workers at the forefront of the growth and wealth creation this plan will generate. This is particularly important given the existing income differentials that occur across the County (for example,

⁵ In particular, Kane County’s Hispanic population (32%)

census tracts north of St Charles have median household incomes around \$180,000 while parts of Aurora are at \$28,000). Strategies will be assessed to the degree that they enable these key elements of inclusive growth, maximizing:

- **Ownership** – growing company and real estate ownership by BIPOC and low-income communities;⁶
- **Employment** – increasing the employment of BIPOC/low-income workers, particularly in quality jobs with strong career ladders;
- **Location and Access** – siting and supporting firms in places that are readily accessible to disadvantaged populations, enabling disadvantaged populations to live near job centers, and assuring transportation access to job centers;
- **Participation** – ensuring diverse representation at the relevant private, public and civic sector “tables,” where growth strategies are shaped and deals get done.

To invent contextualized and integrated strategies that can grow the economy, the team will apply its extensive understanding of best-in-class investments (e.g., collaborative industry innovation centers, inclusive cluster organizations, demand-driven workforce development programs, cluster-focused small business development services, etc.) and leverage experience with similar projects in other regions (while understanding that any illustrative project or program must be adapted to a region’s unique conditions and opportunities). The strategies will be evidence-based, informed by the project team’s experience driving inclusive growth in communities across the country.

One of the key strategies to be developed as part of the work will be recommendations for an Economic Development Organization (EDO) to champion many of the economic development strategies and initiatives that follow from the strategic plan. This strategy will suggest an EDO structure, informed by national best practice models and existing regional governance structures. Its recommendations will include, for example:

- Recommendations for the organization structure and governance
- Templates for organizational documents
- Anticipated mission and goals
- Key regional partnerships that will be important to its success

To establish crucial momentum and early buy-in, the team will place an emphasis on identifying and bolstering existing programs that align with the emerging strategies. By tailoring existing programs to better align with regional opportunities, Kane County and partners can begin coalescing development efforts around a cohesive plan and avoid duplication of efforts, even as other elements are coming into focus. These early activities will lay the groundwork for identifying and providing resources to launch new, innovative growth products that further support strategy implementation, while simultaneously engaging the existing organizations active in Kane County’s development and engaging them in the design and implementation of new or expanded products and services.

⁶ Minority business ownership was 18% as of 2012.

<https://www.census.gov/quickfacts/fact/table/dupagecountyillinois,kanecountyillinois,willcountyillinois,kendallcountyillinois/PST045219>

Lastly, and most crucially, the recommendations will be aligned with the needs and realities of places and people historically excluded and most impacted by COVID-19, many of which face major structural barriers to full participation in the economy, and that for too long have been undervalued and underinvested in.

Interim Deliverables: A draft vision for Kane County and associated set of Strategies to execute upon that vision, including a strategy specifically focused on creation of an Economic Development Organization.

4) Implementation Guidance & Metrics

Upon identifying the specific strategies to seize the economic opportunities in Kane County, the team will propose next steps for implementation, alongside meaningful performance measures to evaluate progress in advancing the region's economic competitiveness.

Implementation guidance will include identification of potential champions for each strategy, examples of the types of initiatives/programs that may follow from each strategy, resources needed for implementation, among other guidance as requested by Kane County.

The performance measures will be informed by and closely aligned with the plan's strategies, maximizing the relevancy and usefulness of the metrics.⁷ These metrics will include targets for growth in the communities that have been historically excluded and most impacted by COVID-19 to ensure that the implementation of this plan benefits those areas in particular.

Interim Deliverables: Next steps documented alongside each Strategy; Proposed metrics (including methodology).

Final Deliverable: These four tasks and their interim deliverables will be documented together in a final Strategic Economic Development Plan.

WORK PLAN AND BUDGET

This work has a total cost of \$150,000. See **separately attached Work Plan and Budget** for details.

⁷ This staging of performance measure development is informed by the team's extensive experience designing and implementing economic growth plans. Measures created in advance of strategy development tend to be vague and less helpful.

Notes:

- The budget estimates a baseline participation of partners and project advisors in key parts of the project. As the project proceeds, it is possible that partners/advisors may take on additional tasks within this budget; if so, time and funds will be reallocated from RWV's share.
- It is anticipated that the project will entail a fixed fee contract. The detailed budgeting here, by days and tasks, seeks produce and make transparent the best possible estimate of a reasonable fixed fee for the scope of work. Of course, since the project will evolve as the analysis proceeds, the actual time spent on tasks will vary from these estimates, and new tasks not anticipated here may become necessary. For example, additional interviews may be needed, but less time may be required for quantitative work. Absent extraordinary circumstances that affect the fundamental scope of work, by agreement with the client, variation in the specific details of the work plan would not alter the fixed fee.
- Our team is happy to explore the adjustment of this fee estimate based on discussions with Kane County and feedback on the proposed scope and action items herein (e.g., different level of detail for strategy development, different frequency of meetings, etc.).

III. Relevant Experience

SIMILAR WORK

RWV has completed projects of similar size and capacity, for both public and private stakeholders, as listed below. These projects range from creation of economic development plans, to advisory services guiding economic development strategies, to design and launch of economic development organizations. In addition, project partners and advisors, all long-standing collaborators with RWV, have completed relevant work across the country, as described in the [Consultant Team](#) section.

[ScaleUP Sacramento](#) (Sacramento, CA)

ScaleUP Sacramento presented a framework and action agenda for the City of Sacramento to generate inclusive economic development for the Sacramento region. Building from and supplementing existing studies of the region’s major assets and economic opportunities, RW Ventures led a team of national and local experts to update the regional market analysis and identify the best pathways to inclusively grow the economy. The analysis built from the identification of five high-growth clusters that presented the most significant opportunities for inclusion: life sciences, clean economy, future mobility, agriculture and food and beverage manufacturing, and headquarters and business services. In addition to in-depth data analyses of these clusters and other areas – labor markets, entrepreneurship and innovation dynamics, neighborhood trajectories – RW Ventures engaged an extensive list of stakeholders to participate in interviews to inform the development of regional growth strategies, in addition to coordinating across government and civic agencies (GSEC, Valley Vision, City of Sacramento) to align with broader regional goals.

The final report outlined nine mutually reinforcing, transformative strategies and associated initiatives to make Sacramento an inclusive and prosperous place to work, live and play. Each initiative recommended next steps needed for implementation, including case studies of similar efforts in other regions and operational considerations. Proposed initiatives included a food innovation park, bioscience manufacturing park, diversifying ownership scale-up fund and a mission-driven “master developer” to target new inclusive industrial development projects.

The Sacramento City Council adopted ScaleUP Sacramento on January 26, 2021.

- Client: City of Sacramento
- Date Completed: 2021
- Approximate Cost: \$300,000

[South Suburban Economic Growth Initiative](#) (Cook County, IL)

The South Suburban Economic Growth Initiative (SSEGI) brought together community, industry, and government stakeholders from across the Chicagoland region to reestablish the South Suburbs of Cook County as an economic powerhouse. As part of this extensive project, RW Ventures, in partnership with Mass Economics, led SSEGI’s inclusive cluster analysis, which examined 15 industries to assess regional performance, growth trends, and projected opportunity, and then incorporated further measures to analyze inclusive growth potential. RW Ventures then conducted a deeper market analysis that led to the identification of three priority clusters with the greatest opportunities for inclusive growth (food and beverage manufacturing; metal, machinery and equipment; transportation, distribution and logistics). The firm conducted qualitative interviews and organized meetings with working groups and other stakeholders to present and refine strategies and design initiatives.

RWV’s market analysis and strategy development in the SSEGI report led to the creation of the [Southland Development Authority](#) (SDA), and the structure of this development authority was first explored in [New Institutions for a New Economy](#).

- Client: Cook County Bureau of Economic Development
- Date Completed: 2017
- Approximate Cost: \$180,000

[Inclusive Blue Economy Strategy](#) (Illinois and Wisconsin)

RW Ventures recently completed an “Inclusive Blue Economy Strategy” for Illinois and Wisconsin – a strategic, implementable, market-based Roadmap. Nationally (and globally), economic and environmental trends are driving demand for innovations in the blue economy. In a rapidly shifting context due to climate change, the economic opportunities emerging for firms in the blue economy are transforming. To face the challenges ahead and position for the future, regions need to develop strategic Blue Economy growth plans that center inclusive prosperity. The plan provides a clear direction to grow the region’s water-related industries through an inclusive strategy that bridges gaps in workforce, education, entrepreneurship and more. In addition to leading the market analysis work with Mass Economics, RWV also managed a team of expert advisors and regional partner organizations. In addition, RWV assembled a regional Advisory Group of public and private stakeholders to lead the future implementation of the roadmap.

- Client: Current Innovation, NFP
- Date Completed: 2022 (soon to be published)
- Approximate Cost: \$150,000

[Milwaukee 7 Framework for Economic Growth](#) (Milwaukee, WI)

The M7 Framework for Economic Growth was developed in partnership with Milwaukee 7, the region's leading public and private sector economic development partnership, tasked with producing a growing and innovative economy for the greater Milwaukee Region.

Recognizing dramatic shifts in the dynamics and drivers of regional growth, the Framework for Economic Growth deployed deep market analysis and extensive civic engagement, facilitating conversations with more than 150 stakeholders and five committees from across the seven-county Milwaukee region. These stakeholders engaged in brainstorming, analysis, strategy discussion and identification of promising initiatives to grow the regional economy.

The Framework mapped a path to economic transformation and outlined a set of nine integrated growth strategies. RW Ventures designed each strategy to increase the productivity of local firms by leveraging the region's unique strengths, taking advantage of its emerging opportunities while also addressing its most critical challenges. RW Ventures identified strategic industry clusters like the Energy, Power, and Controls industry; Water Technology; and Food & Beverage. The RW Ventures team paired these industry clusters with a variety of strategies to prepare talent, real estate, infrastructure and other assets to drive growth. The Framework has served as a business plan for the metro region to advance cluster-based economic opportunities across the seven counties of Southeast Wisconsin.

Since its creation, the plan has spurred numerous initiatives and been the foundation for deepening regional economic cooperation.

- Client: Milwaukee 7
- Date Completed: 2014
- Approximate Cost: \$200,000

[Partnering for Prosperity](#) (Cook County, IL)

Cook County Board President Toni Preckwinkle, accepting the recommendations of her Council of Economic Advisors, adopted Partnering for Prosperity: An Economic Growth Action Agenda for Cook County, a report developed with RW Ventures and Metropolis Strategies. The Action Agenda provides a blueprint for more strategic, targeted and deeper County engagement in regional economic development, recommending nine key strategies based on Cook's role and capacities in the regional economy. Following this report, RW Ventures and Metropolis Strategies continued to work with Cook County to adapt its programs and engage partners to create transformative initiatives to implement the strategies.

- Client: Cook County
- Date Completed: 2013
- Approximate Cost: \$100,000

[Plan for Economic Growth and Jobs](#) (Chicago, IL)

The Plan for Economic Growth and Jobs (PEGJ) was developed in partnership with World Business Chicago, the City's non-profit economic development entity, through engagement of a broad coalition of public, private and civic partners. PEGJ is a rigorous, fact-based plan that aims to build on the region's assets to achieve widespread economic prosperity, and that serves as the "north star" for coordinating and aligning the work of numerous organizations and individuals across the region. Ten mutually reinforcing strategies – targeting key cluster interventions (in business services, metals, logistics, etc.), workforce development, innovation ecosystem, etc. – are being implemented under the guidance of a high-profile steering committee and ten strategy committees, charged with identifying, business planning for, resourcing and launching specific initiatives and enterprises to implement the Plan. Dozens of initiatives have been launched, ranging from a \$300 million digital manufacturing lab to a new employer-driven workforce intermediary to new infrastructure and support for digital literacy.

One resulting initiative is Chicago Anchors for a Strong Economy (CASE), launched in 2014 as a network of regional anchor institutions across public, private and no-profit sectors, committed to collectively impacting Chicagoland's neighborhoods. Since inception, CASE has supported more than 400 businesses, and through more than 60 transactions, it has facilitated more than \$30M in spend in favor of local businesses, helping create or retain nearly 200 jobs.

- Client: World Business Chicago
- Date Completed: 2012
- Approximate Cost: \$150,000

REFERENCES

Project	Organization & Contact Person	Date of Project	Contact (Address, Phone, Email)
Partnering for Prosperity (and more generally, advising Cook County's economic development functions)	Cook County Toni Preckwinkle	2017	118 N. Clark St., Room 537 Chicago, IL 60602 312-603-6400 Toni.Preckwinkle@cookcountyil.gov
ScaleUP Sacramento	City of Sacramento Mike Jasso	2021	915 I Street Sacramento, CA 95814 916-808-1380 mjasso@cityofsacramento.org
Milwaukee 7 Framework for Economic Growth	Milwaukee 7 Pat O'Brien	2014	756 N Milwaukee St #400 Milwaukee, WI 53202 414- 975-1962 pobrien@mke7.com
Blue Economy Roadmap for IL/WI	Current Alaina Harkness	2022	200 W Madison St, 3rd Floor Chicago, IL 60606 312-841-7481 aharkness@currentwater.org

IV. Required Forms

PROPOSAL RESPONSE FORM

See upload.

CONTRACTOR DISCLOSURE FORM

See upload.

FAMILIAL DISCLOSURE FORM

See upload.

VENDOR CERTIFICATION

See upload.

CERTIFICATE OF INSURANCE

See uploaded proof of insurance. Please note that should RWV be awarded the contract, any insurance limits that do not currently meet Kane County's minimum requirements can be addressed prior to commencement of work.

V. Conclusion

RW Ventures and partners are thrilled to submit this proposal to Kane County to develop a strategic economic development plan. This is a rare opportunity to unite the growth plans of 30 municipalities, and in addition, align with broader regional growth opportunities. This work is critical, particularly so as the economic impacts of the COVID-19 pandemic have threatened to further long-standing inequality – and timely, given the enormous new economic opportunities that are arising as a result of increasing technology-driven sectors and clean economy opportunities. In particular, this analysis will enable Kane County to strategically focus resources and investments to deliver inclusive, climate-centered growth for the betterment of the entire region.

STATE OF ILLINOIS)

SS.

COUNTY OF KANE)

RESOLUTION NO. 23-253

AUTHORIZING A CONTRACT WITH JEG 360, LLC., FOR CONSULTING SERVICES AS AN ECONOMIC ADVISOR FOR KANE COUNTY

WHEREAS, Kane County Development and Community Services is seeking to authorize a contract with JEG 360, LLC, a consulting firm, to serve as an economic development advisor for Kane County including participating in the Greater Chicagoland Economic Partnership, the development of a strategic economic development plan, and reviewing the recommendations for the formation and launch of a public/private partnership economic development organization for Kane County; and

WHEREAS, Kane County documented the need to undertake a strategic economic development plan in its application to the State of Illinois RISE Economic Development Planning Grant Program, where from this program funds were awarded to local governments, and regional economic development organizations to create or update regional plans to accelerate economic recovery from the COVID-19 pandemic; and

WHEREAS, Kane County has been awarded \$150,000.00 in funding by the State of Illinois RISE Economic Development Planning Grant Program to create a strategic economic development plan for Kane County; and

WHEREAS, pursuant to the American Rescue Plan Act of 2021 (“ARPA”) and the administrative regulations adopted by the United States Department of the Treasury (“Final Rule”), the County of Kane shall use State and Local Fiscal Recovery Funds (“SLFRF”) to defray costs associated with its response to the COVID-19 pandemic within the County, to address the economic fallout from the pandemic, and lay the foundation for a strong and equitable recovery; and

WHEREAS, by Resolution 21-313, the Kane County Board has established the American Rescue Plan Committee (“ARPC”) as a resource for research, education, planning, and recommendations for the best allocation and uses of the County’s SLFRF; and

WHEREAS, by Resolution 21-156, the Kane County Board approved the recommended Spending Plan as proposed by the ARPC, which designates \$42,000,000 (Forty-Two Million Dollars) to be used for Kane County Department and Elected Office project requests; and

WHEREAS, the Kane County Development and Community Services Department has made a request in the amount of \$95,000 of SLFRF to fund an economic development advisor for the purpose of assisting and identifying programs to implement that respond to the negative economic impact of the COVID-19 pandemic in Kane County as part of its departmental application “Economic Development Strategy and Organization for Kane County”; and

WHEREAS, after an eligibility assessment is completed by the County's American Rescue Plan consultant and reviewed by the State's Attorney's Office, the ARPC will recommend to the Kane County Board whether any portion, if not all, of the costs for the economic development advisor could be eligible for funding from the County's SLFRF, in accordance with ARPA and the Final Rule.

WHEREAS, the Kane County Purchasing Department issued RFQ 23-013 for consultants to serve as an economic development advisor for Kane County; and

WHEREAS, The Kane County Development and Community Services Department assembled a review panel of County staff, which after reviewing and scoring the consultant's proposal to RFQ 23-013, determined that it exceeded the selection criteria established in accordance with Purchasing Department guidelines; and

WHEREAS, JEG 360, LLC, has extensive economic development experience as included in their responses to RFP 23-018 Kane County Strategic Economic Development Plan; and

WHEREAS, Kane County Development and Community Services will pay for the requested consulting services with \$95,000.00 (Ninety-five Thousand Dollars) in Kane County Economic Development Funds (Fund 400), or the County's SLFRF award, and the ARPC will recommend to the County Board, after an eligibility assessment is completed by the County's American Rescue Plan consultant and reviewed by the State's Attorney's Office, whether any portion, if not all, of the County's costs for an economic development advisor could be eligible for funding from the County's SLFRF award, in accordance with ARPA and the Final Rule.

NOW, THEREFORE, BE IT RESOLVED that the Kane County Board that the Chairman of the Kane County Board is authorized to execute a contract with JEG 360, LLC, not to exceed \$95,000.00 (Ninety-five Thousand Dollars).

Line Item: 435.690.022.50150, 400.690.710.50150

Line Item Description: Contractual / Consulting Services, Contractual / Consulting Services

Was Personnel/Item/Service approved in original budget or a subsequent budget revision? Yes

Are funds currently available for this Personnel/Item/Service in the specific line item? Yes

If funds are not currently available in the specified line item, where are the funds available? N/A

Passed by the Kane County Board on June 13, 2023.

John A. Cunningham
Clerk, County Board
Kane County, Illinois

Corinne M. Pierog MA, MBA
Chairman, County Board
Kane County, Illinois

Vote:



RESOLUTION / ORDINANCE EXECUTIVE SUMMARY ADDENDUM

Title

Authorizing a Contract with JEG 360, LLC, for Consulting Services as an Economic Advisor

Committee Flow:

Jobs Committee, Finance and Budget Committee, Executive Committee, County Board

Contact:

Mark VanKerkhoff (630) 232-3451

Budget Information:

Was this item budgeted? Yes	Appropriation Amount: \$\$95,000
If not budgeted, explain funding source: N/A	

Summary:

This resolution will authorize a contract between Kane County and JEG 360, LLC, to create a strategic economic development plan for Kane County including recommendations for the formation and launch of a public/private partnership economic development organization for Kane County. Payments will be made from the Kane County Economic Development Funds (Fund 400) and be partially reimbursed by ARPA funds as appropriate.

CONTRACT FOR PROFESSIONAL SERVICES
RFQ 23-013
Agreement for Economic Development Advisor (Extended)

This agreement is entered into and will be effective as of the date of final execution of this contract, between the **COUNTY OF KANE** (the “**County**”), a body corporate and politic existing under the laws of the State of Illinois and a unit of local government under §1 of Article VII of the Illinois Constitution (Ill. Const., Art. VII, §1), and JEG 360, LLC (the “**Consultant**”). For and in consideration of the mutual promises set forth herein, the parties agree as follows:

§ 1. Purpose of agreement

The County hereby retains the Consultant to perform the role of Economic Development Advisor for Kane County Government located in Geneva, IL. The purpose of the contract is to advise the Kane County Board Chairman, the Kane County Board, and the Director of Development and Community Services Department regarding economic development issues.

§ 2. Scope of services

The services to be provided by the Consultant (the “**Work**”), are set forth in **Exhibit 2**.

§ 3. Term of this agreement

The term of this agreement will commence as of the date of this of final execution contract and continue, unless earlier terminated in accordance herewith, until the not to exceed amount of compensation is reached and/or this contract is extended or renewed.

§ 4. Relationship of parties

The Consultant will serve as the County’s professional economic development consultant in the performance of the Work. The relationship between the parties is that of a buyer and seller of professional services and as such the Consultant is an independent contractor of the County in the performance of the Work and it is understood that the parties have not entered into any joint venture or partnership. The Consultant is not an employee or the agent of the County for any purpose.

§ 5. Compensation

- (a) The County will pay the Consultant an amount not to exceed (\$95,000.00) for which the Consultant will be retained for one year with an option to renew annually for up to 2 additional years along with authorization for additional funding for compensation, if needed. The Consultant will submit to the County an itemized monthly invoice reflecting the work completed within the preceding calendar month and the time spent thereon. The monthly invoice will also include a summary of all previous invoices up to, and including, the invoice for the current month. The Work will be billed at the hourly rates set forth in **Exhibit 1**. The County will pay each such invoice within 30 days of its receipt.

§ 6. Time for completion of the work

The Work for specific tasks or projects will be completed upon agreed upon dates for each specific task or project.

§ 7. Terms and conditions

- (a) The Director of the Kane County Department of Development & Community Services (the “**Director**”), or his written designee, shall act as the County’s representative with respect to the Work and shall transmit to and receive from the Consultant information with respect to the Work. The Consultant shall coordinate all work through the Client and shall report results of all work directly to the Director.
- (b) The Director may, by written order, make changes in specific work items if such changes are within the scope of services set forth in **Exhibit 2**. If any such change is not within the scope of services, the Consultant will so notify the Director and will submit a proposed change order reflecting an increase (or decrease) in the work. Hourly rates for additional work will be those set forth in **Exhibit 1**. No such change order will be effective to modify this agreement unless it has first been reduced to writing and approved by all undersigned parties.
- (c) The County may, anytime and without cause, upon a 30-day notice to the Consultant terminate this agreement before completion of the Work. Upon termination, the Consultant will cease all work under this agreement and will turn over to the County all information, records, documents, data, property, publications or other material theretofore received or prepared by the Consultant under or resulting from this agreement, all of which will become the property of the County. The Consultant will submit a final invoice for all work done through the date of termination which will be paid within 30 days of its receipt. In the event of termination, only actual time spent and expenses incurred in the performance of the Work prior to termination will be compensated. The County will have no liability for lost profits, overhead or other consequential or incidental damages. In the event of termination, the County will be free to abandon the work or retain another consultant to complete the Work.
- (d) The obligations of the County under this agreement are contingent upon the prior appropriation of funds by the Kane County Board if applicable.
- (e) The Consultant will maintain books, records, documents, time sheets and other evidence pertinent to its performance of the Work according to generally accepted accounting principles and practices consistently applied. The County or its authorized representatives will have access to such books, records, documents and other evidence for inspection, audit, and copying. The Consultant will provide appropriate facilities for such access and inspection during normal business hours.

§ 8. Ownership of Documents and Confidentiality

All documents, including all original drawings, specifications, tables and data prepared or collected in the course of the Work are and remain the property of the County; shall be maintained as confidential property of the County, shall not be disclosed in whole or in part, to any non-parties to this agreement except at the direction of the County. All data obtained from the County, including digital mapping information, is to be used solely for the purpose of the Work, and shall not be retained by the Consultant for use in any other manner.

§ 9. Responsibility of Consultant

The Consultant shall perform the Work in accordance with generally accepted and currently recognized practices and principles applicable to the performance thereof and in a manner consistent with that level of care and skill ordinarily exercised by professionals currently performing such work in the same locality under similar conditions. The Consultant represents and warrants that it has thoroughly reviewed the Work; that it is thoroughly familiar with the field of knowledge bearing upon the performance of the Work; that it has any licenses, permits or approvals necessary or appropriate to perform the Work; and that it can produce the Work within the term of this agreement and for the compensation stated herein.

§ 10. Indemnity

The Consultant shall indemnify, defend (with counsel reasonably satisfactory to those parties to be defended), and hold the County, its elected officials, the Committee, the Director, and their respective agents and employees, harmless from any and all claims, demands, liabilities, damages, loss, cost or expense for or on account of any injury or damage which may arise or which may be alleged to have arisen out of or in connection with, or as a result of any negligent acts, errors and/or omissions of the Consultant, its subcontractors, and their respective employees and agents, in performing the Work, including, but not limited to, claims for releases or disposal of hazardous substances or wastes under CERCLA, RCRC, or any similar federal or state environmental law or regulation.

§ 11. Insurance

The Consultant will obtain prior to the commencement of the Work and will maintain for a minimum of 3 years following completion of the Work the following insurance coverage:

- (a) Professional Liability \$1,000,000 per claim;
- (b) General Liability \$2,000,000 combined single limit (or equivalent);
- (c) Automobile Liability \$1,000,000 combined single limit (or equivalent);
- (d) Excess Liability \$1,000,000 each occurrence; and
- (e) Workers Compensation Statutory Worker's Compensation Insurance,

including occupational disease with Employer's Liability limit shall be in compliance with limit of the State of Illinois.

Prior to commencement of the Work, the Consultant will furnish the County with a certificate of insurance evidencing the coverage listed above which names the County as an additional insured and provides that the County will receive not less than 30 days' prior written notice of any cancellation of or material change in the policy.

§ 12. Equal Employment Opportunity

Section 6.1 of the Illinois Department of Human Rights Rules and Regulations is hereby incorporated herein by this reference as though fully set forth.

§ 13. No subcontracts

The Consultant will be held responsible for the performance of the Work. No part of the Work may be the subject of a subcontract between the Consultant and any other person without the prior written consent of the Director.

§ 14. Notice

Any notice, invoice, certification or communication required or permitted hereunder shall be sufficiently given if served personally, sent *via* email, or by first class mail, postage prepaid to the Kane County Department of Development & Community Services, attention Mark VanKerkhoff, Director, Kane County Government Center, 719 S. Batavia Ave., Geneva, IL 60134.

Notice *via* fax shall be effective as of the date and time set forth on the fax transmittal sheet produced by the sending fax machine. Notice by first class mail shall be effective four days after mailing.

§ 15. Miscellaneous

- (a) This agreement constitutes the entire agreement between the parties and supersedes any prior agreement relating to the subject matter hereof. This agreement may be modified or amended only by a duly authorized written instrument executed by the parties hereto.
- (b) The agreement shall be governed by and construed in accordance with the laws of the State of Illinois. Any action brought under or which relates to this agreement shall be brought in Kane County, Illinois.
- (c) This agreement shall be binding upon and shall inure to the benefit of the parties and their successors and assigns, provided, however, that neither party may assign this agreement without the prior written consent of the other.

- (d) The waiver by one party of any breach of this agreement or the failure of one party to enforce at any time, or for any period of time, any of the provisions hereof, shall be limited to the particular instance and shall not be deemed to be a waiver of any future breach or a waiver of any provision of this agreement.
- (e) Nothing in this agreement shall be construed as creating any personal liability on the part of any officer, employee or agent of any public body that may be a party to this agreement, nor shall it be construed as giving any rights or benefits under this agreement to anyone other than the parties hereto.
- (f) All exhibits referred to in this agreement are attached and by this reference incorporated herein as though fully set forth.
- (g) This agreement may be executed in any number of counterparts, all such counterparts taken together constituting but one and the same agreement.

The County of Kane

JEG 360, LLC

Corinne Pierog MA, MBA
Chairman, County Board

John E. Greuling
Owner

Date

Date

EXHIBIT 1

(Hourly Rates)

\$120.00 per hour

EXHIBIT 2

(The Work)

1. Serve as an economic development advisor to the Kane County Board Chairman, the Kane County Board, and the Director of the Development and Community Services Department
2. Work with the selected consultant for developing a strategic economic development plan and recommendations for an economic development organization for Kane County
3. Work with the Greater Chicagoland Economic Partnership and World Business Chicago on regional opportunities for Kane County until an EDO for Kane County is launched
4. Provide input regarding the formation and launch of a public/private partnership economic development organization for Kane County
5. Assist in the identification and recruitment of community and business leaders for the board of directors for the new EDO



**County of Kane
Request for Qualifications Response**

RFQ #23-013 – Kane County Economic Development Advisor

Submitted By:

**JEG 360, LLC
100 N. Addison Ave.
Suite 208
Elmhurst, Illinois 60129**

Date: March 16, 2023

100 N. Addison Ave., Suite 208, Elmhurst, Illinois 60126

JEG^o 360

RFQ 23-013 Economic Development Advisor

Cover Letter

100 N. Addison Ave., Suite 208, Elmhurst, Illinois 60126

JEG 360

March 16, 2023

Tim Keovongsak, CPPB
Assistant Director of Purchasing
Kane County Purchasing Department
719 S. Batavia Ave. Bldg. A, Geneva, IL 60134

Subject: Response to RFQ #23-013 – Kane County Economic Development Advisor

Mr. Keovongsak:

It is my pleasure to submit this response to the request for qualifications to serve as the Kane County Economic Development Advisor to the County Board Chairman, the County Board and staff. My company, JEG 360, LLC was formed last year to provide economic development consulting and advisory services to government, private not for profit and for-profit organizations. I have been an economic development practitioner for over 45 years, working at the local, county, regional and state levels in senior management positions. Most recently, I worked for the Will County Center for Economic Development (CED), serving as its President & CEO for more than half of the 40 years that organization has been in existence.

As the owner of JEG 360, LLC and the responsible bidder for the proposed work, I will personally provide all of the services and work performed under the contract. I am currently able to devote the necessary time needed to complete the goals, objectives, and desired outcomes of the project.

Having been born and raised in the Chicago area and spending the last 22 years of my career working in Northeastern Illinois, I am very familiar with the current economic development dynamics that Kane County is faced with. More importantly, I have been personally and professionally committed to seeing the creation of a regional economic development initiative for the Chicago Metro Area since I returned to the region in 2001. In my career, I spent ten years on the Board of Directors of the Metro Denver

100 N. Addison Ave., Suite 208, Elmhurst, Illinois 60126

JEG 360


Network, one of the most successful regional economic development organizations in the United States.

Kane County's decision to move forward with a county-level economic development organization represents a huge paradigm shift that will benefit the county and its residents for decades to come. I applaud the county for taking this step and am excited to potentially be a part of this.

For the record, this is my corporate contact information:

JEG 360, LLC
John E. Greuling, Owner
100 N. Addison Ave, Suite 208
Elmhurst, IL 60126
(815) 922-1814
john@jeg360.com

Thank-you for consideration of my response to the RFQ.



John E. Greuling
Owner

100 N. Addison Ave., Suite 208, Elmhurst, Illinois 60126

JEG^o 360

RFQ 23-013 Economic Development Advisor

Qualification Response Form

100 N. Addison Ave., Suite 208, Elmhurst, Illinois 60126

**QUALIFICATION RESPONSE FORM
RFQ 23-013
KANE COUNTY ECONOMIC DEVELOPMENT ADVISOR**

RFP Due Date & Time: Thursday, March 16, 2023 at 3:30 p.m. CST

Proposals shall be submitted electronically to
<https://www.bidnetdirect.com/illinois/kanecounty>


The Offeror shall return RFQ with all documents, as well as literature, samples, etc. as required within the specifications.

The undersigned Offeror, having examined the specifications and any other related documents, hereby agrees to provide consulting service as an economic development advisor per specification and to perform other work stipulated in, required by and in accordance with the qualification's documents attached for and in consideration of the Offerors prices.

The terms and conditions of the Kane County codes for competitive selection procedure applied to this (RFQ), but can be mutually negotiated at time of contract execution.

RECEIPT OF ADDENDA: The undersigned hereby acknowledges receipt of following addendum(s): 1; _____; _____.

By signing this response form, the firm hereby certifies that they are not barred from submitting on this contract as a result of a violation of either Section 33E-3 or 33E-4 of the Illinois Criminal Code of 1961, as amended. The awarding of any contract resulting from this RFQ will be based upon the funding available to Kane County. The terms of the RFQ and the response shall be incorporated by this reference as though fully set forth into the Contract notwithstanding any language in the contract to the contrary. In the event of any conflict between the terms of the Contract and the terms of the RFQ and the response, the terms of the RFQ and the response shall govern. Every element or item of the RFQ and the response shall be deemed a material and severable item or element of the contract. This is a one (1) year contract with option to extend for three (3) additional one-year renewal periods, if mutually agreed upon by both parties. **THIS SECTION MUST BE SIGNED BY AN AUTHORIZED REPRESENTATIVE OF THE COMPANY OR ENTITY RESPONDING TO THE RFQ.**

Signature 

Typed Signature John E. Greuling

Company JEG 360, LLC

Address 100 N. Addison Ave., Suite 208, Elmhurst, IL 601

Phone # (815) 922-1814 Fax # _____ E-mail john@jeg360.com

Federal I.D./Social Security # 87-4716021 Date March 16, 2023

ACCEPTANCE

The Offer is hereby accepted for Kane County Economic Development Advisor

The Contractor is bound to provide the materials and services listed in the attached agreement and based upon the Request for Proposal, including all terms, conditions, specification and amendments, the Contractor's offer is accepted by the County of Kane.

This contract shall henceforth be referred to as Contract Number 23-013. The Contractor has been cautioned not to commence any billable work or to provide any materials or services until this Contractor receives a purchase order and or notice to proceed.

Corinne Pierog MA, MBA
Chairman, County Board
Kane County, Illinois

Date

VENDOR CERTIFICATION

This information is collected for reporting purposes only and will not have any influence on vendor selection. It is required by the State of Illinois. Please check any of the following boxes that apply to the ownership of your firm.

Minority-owned Business (MBE)

Veteran-owned Business Enterprise (VBE)

Woman-owned Business (WBE)
Business Enterprise Program (BEP)

Service-Disabled Veteran-owned Business Enterprise (SDVBE)
Veteran-owned Small Business (VOSB)

Small Disadvantaged Business (SDB)

Persons with Disabilities-owned Business Enterprises (PDBE)

Kane County Local Business

N/A – These categories do not apply to my business

Please Note: It is required that you check at least one box.

JEG^o 360

RFQ 23-013 Economic Development Advisor

Background, Experience & Summary

100 N. Addison Ave., Suite 208, Elmhurst, Illinois 60126

JEG 360



John E. Greuling
Owner
JEG 360, LLC
100 N. Addison Ave.
Suite 208
Elmhurst, IL 60126
john@jeg360.com
(815) 922-1814

John Greuling, a native of Oak Park, Illinois has been an economic development practitioner for over 45 years serving as a leader in local, county, regional and state economic development organizations. He is a graduate of Illinois State University, where he received a Bachelor's Degree in Philosophy. He received his Master of Science in City and Regional Planning from Southern Illinois University at Edwardsville.

John is the owner of JEG 360, LLC an economic development consulting firm he founded after serving as President & CEO of the Will County Center for Economic Development (CED) from 2001 to March of 2022. JEG 360 specializes in community economic development strategic planning, economic development policy and practices, infrastructure development, community branding and marketing and government affairs.

John's legacy and the impact he had on Will County while with the CED, a public private economic development corporation, is unparalleled. When he arrived in 2001, he immediately saw the potential for business development and the community greatly benefitted from his vision, his ability to forge personal relationships, and his "can do" approach to driving decisions and implementing action plans. He is unique in his ability to bring diverse viewpoints to the table and develop partnerships across the public and private sectors.

John's leadership helped drive game-changing infrastructure improvements in Will County. During his tenure, the I-355 extension to I-80 opened, which further connected Will County to the Chicago Metro area and has been the gateway for development. He spearheaded the creation of the I-80 Coalition, which brought together public and private sector stakeholders, working together to accelerate the completion of the I-80 rebuild project. The I-80 project is now underway and is the signature project of Governor Pritzker's Rebuild Illinois plan with completion is expected by 2027.

Greuling was also key in the creation of the award-winning Will County Community Friendly Freight Plan, which helped identify Will County's role in the national economy and provided a

100 N. Addison Ave., Suite 208, Elmhurst, Illinois 60126

JEG 360

holistic approach to freight mobility, land use, workforce development, education, and community livability. Will County today is the largest inland port in North America.

Job creation has been a hallmark of John's tenure. During his time at the CED, Will County was far and away the top job creating county in Illinois, adding more than 90,000 jobs in a diverse set of industries. Amazon alone brought over 10,000 well-paying jobs with benefits for residents during John's time with the CED. Most recently, John was at the helm during the recruitment of Lion Electric Company to Joliet which is bringing manufacturing of electric vehicles to the region, again creating many new jobs.

John was instrumental in the efforts to create a regional economic development organization for the Chicago Metro Area. Beginning with the Metro Economic Growth Alliance of Chicago (MEGA) and later with the Chicago Regional Growth Initiative (CRGI) John worked to forge the regional development relationships necessary that has led to the recently created Greater Chicagoland Economic Partnership.

Additional pertinent work experience:

- March, 1999 – January, 2001: **Chief Operating Officer & Vice President for Business & Economic Development for InterMountain/RKH**, a corporate affairs firm based in Denver specializing in government relations, strategic communications and business and economic development.
- October, 1997 – February, 1999: **Vice President of Economic Development for the Greensboro Area Chamber of Commerce in Greensboro, North Carolina.**
- December, 1989 – September, 1997: **Executive Director for the Southeast Denver/Douglas County Economic Development Council**, a private, multi-county development corporation in Metro Denver.
- November, 1987 – November, 1989: **Director of the Colorado Office of Business Development**, a key component of then Governor Roy Romer's new Office of Economic Development.
- January, 1986 – October, 1987: **Executive Director of the Chamber of Commerce and Economic Development of the Bloomington-Normal Area**, a county-wide chamber of commerce, economic development council and convention and visitor's bureau serving McLean County, Illinois.

100 N. Addison Ave., Suite 208, Elmhurst, Illinois 60126

JEG^o 360

RFQ 23-013 Economic Development Advisor

Resume

100 N. Addison Ave., Suite 208, Elmhurst, Illinois 60126

John E. Greuling
100 N. Addison Ave., Suite 208
Elmhurst, IL 60126
(815)922-1814
john@jeg360.com

Education

Bachelor of Science Philosophy	Illinois State University	1974
Master of Science City & Regional Planning	Southern Illinois University Edwardsville	1976
Economic Development Institute - Graduate	University of Oklahoma	1984

Employment History & Project Experience

Over forty-five years as an economic development professional working at the local, regional and state levels in the public and private sectors with a special emphasis on non-profit economic development organizational management, large technology, industrial, logistics and transportation infrastructure projects driving major investments and job creation in all regions of the United States.

2001 – 2022 **Will County Center for Economic Development**
Joliet, Illinois
President & CEO
Manage the Economic Development program for one of the fastest growing counties in Illinois over the last 20 years, including the development of over 120 million sq. ft. of new industrial & logistics facilities and the creation of 90,000+ jobs;
Oversee the marketing of the Largest Inland Container Port in North America, including a 10,000-acre intermodal center representing \$4.2 billion of new investment;
Worked to secure finding for major infrastructure projects including the I-355 Extension, reconstruction of I-80 and the construction of the Houbolt Parkway Bridge and Extension.

2003 – 2020 **Lewis University**
Romeoville, Illinois
Adjunct Faculty, College of Business
Teach Government & Business, an applied economics course

- 2001 – 2023** **Illinois Basic Economic Development Course**
Faculty Member
Economic Development Finance, Marketing and Organizational Management
- 1999 – 2001** **InterMountain Partners RKH**
Denver, Colorado
Chief Operating Officer
Managed a Denver-based public affairs and economic development firm serving public and private sector clients throughout the U.S. including site location and incentive negotiation assistance
- 1997 – 1999** **Greensboro Area Chamber of Commerce**
Greensboro, North Carolina
Vice President, Economic Development
Managed the Guilford County Economic Development Council which was successful in the recruitment of the fifth international hub for the FedEx Corporation to the Piedmont Triad International Airport
- 1989 – 1997** **Southeast Denver/Douglas County Economic Development Council Douglas County, Colorado**
Executive Director
Developed and implemented a business recruitment strategy for the I-25 high technology corridor south of Denver including support for the E-470 private tollway constructed as the eastern bypass for Metro Denver
- 1987 – 1989** **Colorado Office of Economic Development**
Denver, Colorado
Director
State-wide director of economic development under Governor Roy Romer. Major projects included the development of Denver International Airport.
- 1985 – 1987** **Chamber of Commerce & Economic Development Council of the Bloomington-Normal Area**
Bloomington, Illinois
Executive Director

Successfully completed the recruitment of the Diamond Star automobile assembly plant a Chrysler-Mitsubishi joint venture.

1982 – 1985 **Central Illinois Public Service Company**
Mattoon, Illinois
Business Development Representative

1976 – 1982 **City of Edwardsville**
Edwardsville, Illinois
Economic Development Director

Current & Past Professional Affiliations

Chicago Metropolitan Agency on Planning (CMAP) – Economic Development Committee, Past Chair

Coalition for America's Gateways and Trade Corridors – Board of Directors

Illinois Clean Energy Coalition – Board Member

Illinois Development Council – Past-Chair of the Board

Illinois State Freight Advisory Council – Member

International Economic Development Council – Member

Lambda Alpha International – Member, Ely Chapter

Lewis University – Adjunct Faculty Member, College of Business

Lowell Stahl Real Estate Center – Member, Advisory Board

Metropolitan Economic Growth Alliance of Chicago (MEGA) – President

Midwest Economic Development Institute – Faculty Member

Rotary International

Supply Chain Innovation Center & Business Incubator, Governor's State University
– Advisory Board Member

Transportation for Illinois Coalition - Steering Committee

Will County Workforce Investment Board – Member, Executive Committee

Will County Community Foundation – Founding Member, Board of Directors

JEG^o 360

RFQ 23-013 Economic Development Advisor

Statement of Qualifications, Capacity & Offers

100 N. Addison Ave., Suite 208, Elmhurst, Illinois 60126

- I. Qualifications Statement outlining organization structure and management, project team and resume of key employees that would be involved in the provision required services.**

John Greuling, Owner, JEG 360, LLC ("Consultant") will provide all services presented in this RFQ.

- II. Project Overview and Scope of Services referencing verifiable successful experience providing of similar service and accomplishment (public and private of similar size/capacity)**

The Consultant will provide economic development advisory services to the Kane County Board leadership and staff ("Client") in the creation of a public/private economic development organization and completion and implementation of a county-wide economic development plan and implementation strategy. The Consultant is experienced in building foundational/legacy economic development organizations at the local, county, regional, and state levels.

The following represents program elements the Consultant has special expertise in and will work with the Client in the establishment of a successful economic development organization/program.

- A. Economic Development Strategic Plan for Public, Private, and Public/Private Non-Profit Organizations** (Note: The Consultant will work closely with the vendor developing the Kane County Strategic Economic Development Plan and advise the Client through the entire planning process).

- Establish Purpose and Need for economic development non-profit organization.
- Identify and develop preferred organizational structure for success.
- Develop a working economic development strategy for the organization's service area, engaging key public & private sector leaders and stakeholders.
- Secure adoption of strategy by the Client and/or the economic development organization, as well as key

stakeholders.

- Develop and assist in the implementation of the inaugural Annual Program of Work based on the Strategic Plan.

B. Economic Development Non-Profit Organization Management

- The Consultant has managed multiple economic/business development organizations. For the Client there will be a focus on:
 - > Executive Leadership Development: Identification and recruitment of executive leadership for a business non-profit board from the private and public sectors.
 - > Board Development & Management: Business non-profit board member recruitment, training, and management.
- Development of annual organization performance goals.

C. Annual Program of Work

- Based on Strategic Plan develop the Year 1 Kane County Economic Development Program of Work including:
 - > Goals & Objectives Statement
 - > Business Retention & Expansion Program
 - > New Business Recruitment Strategy (based on identified target industry sectors)
 - > Business Assistance & Incentive Program
 - > Infrastructure Development Program (transportation, broadband, energy)
 - > Municipal Economic Development Marketing Program

D. Economic Development Non-Profit Organization Human Resource Staffing

- Consultant has been responsible for staffing economic development organizations from 5 to over 50 employees.
- Based on Strategy and Program of Work, develop

organizational chart and job descriptions/compensation for each staff position.

- Development of annual performance goals for management and line employees.

E. Economic Development Non-Profit Organization Resource Development

- Based on Kane County Economic Development Strategic Plan and Program of Work identify necessary resources for success.
- Consultant has managed multiple multi-year funding campaigns.
- Fundraising success: The Consultant has raised over \$60 million to fund economic development organizations and activities.
- Develop a five-year program budget for the Client.

III. Understanding of Project and ability to provide the required services.

Kane County today has much to offer employers, residents and visitors as a location that is an exceptional place to live, work, receive an education, and enjoy natural and cultural resources – in short, it offers a tremendous quality of life in urban, suburban, and rural settings. What it doesn't have is a county-wide economic development vision, an economic development plan and an organization chartered to support the vision and carry out the plan.

This is not just about the need to compete for jobs, diversify the tax base, enhance livability, public safety, and educational institutions. It's about creating a legacy of leadership for now and the next 100 years.

JEG 360, LLC's owner, John Greuling has provided professional economic development management and services to a wide variety of economic development organizations and programs:

- **Municipal:** John was the first Economic Development Director for the City of Edwardsville, Illinois. In that capacity he developed the city's first economic development plan. The plan was designed to recruit new companies to a community that had primarily served as a

bedroom community for workers in St. Louis. Today Edwardsville is one of the few economic bright spots in Southwestern Illinois.

- **Utility:** John was the first Economic Development Representative for Central Illinois Public Service Company (now Ameren) a gas and electric utility in Central and Southern Illinois. His focus was bringing economic development advisory services to over 200 municipalities in primarily rural Illinois, most with populations of 5,000 or less.
- **Chamber of Commerce/Economic Development/Convention & Visitors Bureau:** As President of the Economic Development Corporation of the Bloomington/Normal Area John managed a county chamber of commerce, economic development organization and a visitors bureau. During his tenure Chrysler & Mitsubishi built an automobile plant in Normal, which today is home to the Rivian electric vehicle assembly plant.
- **State:** John was the Director of the State Department of Commerce, serving in Governor Romer's administration. While overseeing the fast-growing tech economy along the Front Range, he served on the Board of Directors of the Metro Denver Network (MDN) a six-county regional economic development organization housed in the Metro Denver Chamber of Commerce. To this day the MDN is one of the most successful metropolitan economic development organizations in the United States.
- **Economic Development Non-Profit Corporations:** John has served as the President and CEO of three county/multi county Economic Development Corporations:
 - > Southeast Denver/Douglas County Economic Development Council, Douglas County, CO
 - > Forward Guilford County, Greensboro Chamber of Commerce, Greensboro, NC
 - > Will County Center for Economic Development, Joliet, IL

All three programs had public/private boards of directors and investors/members, \$1 million+ budgets, aggressive new business recruitment programs in pro-business counties.

- **Economic Development Consulting:** John was Chief Operating Officer of Intermountain RKH, a private consulting company in Denver providing public relations, lobbying and economic development services to business. John headed up the economic development practice focusing on corporate site selection and public incentive negotiations.

IV. Program plan/approach and service goals, objectives, expectations, and recommendations.

- **Project Scoping Session:** Upon award of contract, Consultant and Client will meet to refine the scope of work of the project. During this session project expectations will be shared, goals/objectives/outcomes will be finalized, agreement of project work plan elements and project time frame established. Work will begin immediately after the Scoping Session.
- **Interface with Strategic Economic Development Plan Consultant:** Consultant proposes to be a part of the ED Plan oversight group, advising County officials on all aspects of the plan and its development as needed/requested. The purpose is not to be an impediment to the plan's development but to represent the County's and its communities' best interest during the process.
- **Program Leadership Team:** Consultant advises that a Kane County Economic Development Leadership Team be created (if one does not exist). With an eye towards the formation of a county-wide economic development organization, the Team will serve as a steering committee and should be composed of key stakeholders, including (but not limited to) County officials, municipal representation, representative small and large employers, labor, other business associations, educational institutions, etc. Would recommend 15 - 20 individuals. It is recommended the Leadership Team have Co-Chairs, preferably visible champions of the program from the public and private sectors.
- **Public Relations:** The Consultant will develop a public relations effort to showcase the overall Strategic Economic Development Plan process, promoting its value to the Kane County community. The message is supportive of existing Kane County businesses and their challenges with an eye towards the growth industries of tomorrow. This effort will be supportive of the creation of a new economic development organization providing

JEG^o 360

services currently not available. It will also make Kane County a stronger participant in the newly formed Greater Chicagoland Economic Partnership.

V. Deliverables, Reports, Records, and Support

JEG 360 recognizes that this project needs to be highly interactive with a variety of individuals in leadership positions, governmental units & agencies, educational institutions, corporations and business associations, special interest groups, community organizations and the general public. This commitment to paying attention to the needs of Kane County will be the result of the following deliverables:

- The Consultant, post Scoping Session, will create and/or expand existing data bases of stakeholders, supporters, possible naysayers/ opponents and the media. This will be used to create a distribution list for all communications designed to inform, educate, and solicit feedback and support for the project.
- Development of a project website dedicated specifically to the Kane County Economic Develop Initiative. This will later be transitioned to the new organization's website. The Consultant advises to secure the preferred URL ASAP. Recommend KaneCountyEDC.com (or .org) to start. The website will serve as a real time vehicle for updates on the plan, notice of public meetings, identification of key supporters/stakeholders, publication of key planning and organizational documents, etc.
- Develop a social media policy for the project, with a caution to avoid potential messaging based on fiction not fact.
- Consultant is responsible for keeping records of all meetings/events where the economic development plan, organization, and strategy are the primary topics. This would exclude regularly scheduled or special meetings of the Kane County Board which requires the recording of all proceedings.
- The Consultant will prepare monthly activity reports and presentations as required and requested for the Kane County Board and its committees, any economic development strategic planning advisory committees or steering committees, and external community groups as directed by the county. The Consultant will prepare and present a Final Project Report and the end of the contract period.
- The Consultant will prepare and present research reports covering topics related to the creation of an economic development organization, component activities, policies, and programs of such an organization. Such reports will

JEG^o 360

include recommendations to the county regarding individual program components.

- The Consultant will generally be available to represent and advise the county on all economic development matters, including current development project activities, participation in local and regional economic development programs, meetings, seminars, and organizations (e.g., Greater Chicagoland Economic Partnership).

JEG^o 360

RFQ 23-013 Economic Development Advisor

References

100 N. Addison Ave., Suite 208, Elmhurst, Illinois 60126

REFERENCES
KANE COUNTY ECONOMIC DEVELOPMENT ADVISOR
For
Kane County, Geneva, Illinois

List below businesses or other organizations for whom you have provided comparable services:

Offeror's Name: John E. Greuling

1. Organization: Will County Center for Economic Development
Address: 203 N. Ottawa St, Suite 100
City, State, Zip Code: Joliet, IL 60432
Telephone Number: 779-242-6952
Contact Person: Jim Roolf, CED Board Member (past Chairman of the Board)
Date of Project: 2001 - 2022
E-Mail Address: Jim.Roolf@oldnational.com

NOTE: Jim Roolf is SVP Corporate Relations for Old National Bank Corp. Past Chair of the Chicago Regional Growth Association and Member of the Illinois Tollway Board.

2. Organization: Chicago Metropolitan Agency for Planning (CMAP)
Address 433 West Van Buren St. Suite 450
City, State, Zip Code: Chicago, IL 60607
Telephone Number: (312) 659-0338
Contact Person: Erin Aleman, Executive Director
Date of Project: 2019 - 2023
E-Mail Address: ealeman@cmapp.illinois.gov

NOTE: John worked with Erin and CMAP staff and regional partners on the development of the new regional economic development corporation.

3. Organization: Intersect Illinois
Address: 230 W. Monroe St., Suite 330
City, State, Zip Code: Chicago, IL 60606
Telephone Number: (312) 667-6085
Contact Person: Dan Seals, CEO
Date of Project: 2021 - 2023
E-Mail Address: dan.seals@intersectillinois.org

NOTE: Dan is familiar with John's ED Organizational skills.

JEG^o 360

RFQ 23-013 Economic Development Advisor

Timing and Fee

100 N. Addison Ave., Suite 208, Elmhurst, Illinois 60126

JEG^o 360

Fee Schedule

JEG 360, LLC will perform the professional services identified in this RFQ for a fee of \$10,000 per month not including expenses. Additional expenses would include extraordinary travel, meals and meetings, printing and publication of reports, purchase/subscription use of data bases etc. All additional expenses would be approved by Kane County prior to incurring them.

Time Commitment

JEG 360, LLC hourly normal project billing rate is \$150 per hour. Assuming the contract is for a minimum of one year, the Contractor will commit to an average of twenty hours per week during the contract period at \$120 per hour.

JEG°360

RFQ 23-013 Economic Development Advisor

Certificate of Insurance

100 N. Addison Ave., Suite 208, Elmhurst, Illinois 60126



CERTIFICATE OF LIABILITY INSURANCE

DATE (MM/DD/YYYY)
 03/16/2023

THIS CERTIFICATE IS ISSUED AS A MATTER OF INFORMATION ONLY AND CONFERS NO RIGHTS UPON THE CERTIFICATE HOLDER. THIS CERTIFICATE DOES NOT AFFIRMATIVELY OR NEGATIVELY AMEND, EXTEND OR ALTER THE COVERAGE AFFORDED BY THE POLICIES BELOW. THIS CERTIFICATE OF INSURANCE DOES NOT CONSTITUTE A CONTRACT BETWEEN THE ISSUING INSURER(S), AUTHORIZED REPRESENTATIVE OR PRODUCER, AND THE CERTIFICATE HOLDER.

IMPORTANT: If the certificate holder is an ADDITIONAL INSURED, the policy(ies) must have ADDITIONAL INSURED provisions or be endorsed. If SUBROGATION IS WAIVED, subject to the terms and conditions of the policy, certain policies may require an endorsement. A statement on this certificate does not confer rights to the certificate holder in lieu of such endorsement(s).

PRODUCER Guy Viti Insurance 445 Sheridan Road Highwood IL 60040	CONTACT NAME: Mayra Cortez PHONE (A/C, No, Ext): (847) 432-1000 FAX (A/C, No): (847) 433-6856 E-MAIL ADDRESS: Mayrac@viticompanies.com
INSURER(S) AFFORDING COVERAGE	
INSURER A : Hartford Casualty Company	
NAIC #	
30104	
INSURED	
JEG360, LLC 100 N ADDISON AVE UNIT 208. UNIT 208 ELMHURST IL 60126	
INSURER B :	
INSURER C :	
INSURER D :	
INSURER E :	
INSURER F :	

COVERAGES **CERTIFICATE NUMBER:** 23-24 Master Liability **REVISION NUMBER:**

THIS IS TO CERTIFY THAT THE POLICIES OF INSURANCE LISTED BELOW HAVE BEEN ISSUED TO THE INSURED NAMED ABOVE FOR THE POLICY PERIOD INDICATED. NOTWITHSTANDING ANY REQUIREMENT, TERM OR CONDITION OF ANY CONTRACT OR OTHER DOCUMENT WITH RESPECT TO WHICH THIS CERTIFICATE MAY BE ISSUED OR MAY PERTAIN, THE INSURANCE AFFORDED BY THE POLICIES DESCRIBED HEREIN IS SUBJECT TO ALL THE TERMS, EXCLUSIONS AND CONDITIONS OF SUCH POLICIES. LIMITS SHOWN MAY HAVE BEEN REDUCED BY PAID CLAIMS.

INSR LTR	TYPE OF INSURANCE	ADDL INSD	SUBR WVD	POLICY NUMBER	POLICY EFF (MM/DD/YYYY)	POLICY EXP (MM/DD/YYYY)	LIMITS
A	<input checked="" type="checkbox"/> COMMERCIAL GENERAL LIABILITY <input type="checkbox"/> CLAIMS-MADE <input type="checkbox"/> OCCUR GEN'L AGGREGATE LIMIT APPLIES PER: <input checked="" type="checkbox"/> POLICY <input type="checkbox"/> PRO-JECT <input type="checkbox"/> LOC <input type="checkbox"/> OTHER:	Y	Y	83 SBM AW8E5T	03/16/2023	03/16/2024	EACH OCCURRENCE \$ 1,000,000
	DAMAGE TO RENTED PREMISES (Ea occurrence) \$ 1,000,000						
	MED EXP (Any one person) \$ 10,000						
	PERSONAL & ADV INJURY \$ 1,000,000						
							GENERAL AGGREGATE \$ 2,000,000
							PRODUCTS - COMP/OP AGG \$ 2,000,000
							EPLI \$ 25,000
A	AUTOMOBILE LIABILITY <input type="checkbox"/> ANY AUTO OWNED AUTOS ONLY <input checked="" type="checkbox"/> HIRED AUTOS ONLY <input checked="" type="checkbox"/> SCHEDULED AUTOS NON-OWNED AUTOS ONLY	Y	Y	83 SBM AW8E5T	03/16/2023	03/16/2024	COMBINED SINGLE LIMIT (Ea accident) \$ 1,000,000
	BODILY INJURY (Per person) \$						
	BODILY INJURY (Per accident) \$						
	PROPERTY DAMAGE (Per accident) \$						
							\$
A	<input checked="" type="checkbox"/> UMBRELLA LIAB <input type="checkbox"/> OCCUR <input type="checkbox"/> EXCESS LIAB <input type="checkbox"/> CLAIMS-MADE DED RETENTION \$	Y		83 SBM AW8E5T	03/16/2023	03/16/2024	EACH OCCURRENCE \$ 5,000,000
	AGGREGATE \$ 5,000,000						
							\$
A	WORKERS COMPENSATION AND EMPLOYERS' LIABILITY ANY PROPRIETOR/PARTNER/EXECUTIVE OFFICER/MEMBER EXCLUDED? (Mandatory in NH) Y/N <input type="checkbox"/> YES <input checked="" type="checkbox"/> NO N/A Y If yes, describe under DESCRIPTION OF OPERATIONS below	N/A	Y	83 WEC AW8F9A	03/16/2023	03/16/2024	<input checked="" type="checkbox"/> PER STATUTE <input checked="" type="checkbox"/> OTHER
	E.L. EACH ACCIDENT \$ 500,000						
	E.L. DISEASE - EA EMPLOYEE \$ 500,000						
	E.L. DISEASE - POLICY LIMIT \$ 500,000						
A	Professional Liability			83 SBM AW8E5T	03/16/2023	03/16/2024	Limit \$1,000,000

DESCRIPTION OF OPERATIONS / LOCATIONS / VEHICLES (ACORD 101, Additional Remarks Schedule, may be attached if more space is required)
 County of Kane is included as additional insured on a primary/non-contributory basis for Commercial General Liability as required by written contract. Waiver of Subrogation on General Liability, Auto, & W.C in favor of the additional insureds as required by written contract.

CERTIFICATE HOLDER County of Kane 719 Batavia Ave., Bldg A Geneva IL 60134	CANCELLATION SHOULD ANY OF THE ABOVE DESCRIBED POLICIES BE CANCELLED BEFORE THE EXPIRATION DATE THEREOF, NOTICE WILL BE DELIVERED IN ACCORDANCE WITH THE POLICY PROVISIONS. AUTHORIZED REPRESENTATIVE <div style="text-align: right; font-style: italic;">Mayra Cortez</div>
--	---



CERTIFICATE OF LIABILITY INSURANCE

DATE (MM/DD/YYYY)

03/16/2023

THIS CERTIFICATE IS ISSUED AS A MATTER OF INFORMATION ONLY AND CONFERS NO RIGHTS UPON THE CERTIFICATE HOLDER. THIS CERTIFICATE DOES NOT AFFIRMATIVELY OR NEGATIVELY AMEND, EXTEND OR ALTER THE COVERAGE AFFORDED BY THE POLICIES BELOW. THIS CERTIFICATE OF INSURANCE DOES NOT CONSTITUTE A CONTRACT BETWEEN THE ISSUING INSURER(S), AUTHORIZED REPRESENTATIVE OR PRODUCER, AND THE CERTIFICATE HOLDER.

IMPORTANT: If the certificate holder is an ADDITIONAL INSURED, the policy(ies) must have ADDITIONAL INSURED provisions or be endorsed. If SUBROGATION IS WAIVED, subject to the terms and conditions of the policy, certain policies may require an endorsement. A statement on this certificate does not confer rights to the certificate holder in lieu of such endorsement(s).

PRODUCER Guy Viti Insurance 445 Sheridan Road Highwood IL 60040	CONTACT NAME: Mayra Cortez PHONE (A/C, No. Ext): (847) 432-1000 FAX (A/C, No): (847) 433-6856 E-MAIL ADDRESS: Mayrac@viticompanies.com	
	INSURER(S) AFFORDING COVERAGE INSURER A: Hartford Casualty Company NAIC # 30104	
INSURED JEG360, LLC 100 N ADDISON AVE UNIT 208. UNIT 208 ELMHURST IL 60126	INSURER B:	
	INSURER C:	
	INSURER D:	
	INSURER E:	
	INSURER F:	

COVERAGES CERTIFICATE NUMBER: 23-24 Master Liability REVISION NUMBER:

THIS IS TO CERTIFY THAT THE POLICIES OF INSURANCE LISTED BELOW HAVE BEEN ISSUED TO THE INSURED NAMED ABOVE FOR THE POLICY PERIOD INDICATED. NOTWITHSTANDING ANY REQUIREMENT, TERM OR CONDITION OF ANY CONTRACT OR OTHER DOCUMENT WITH RESPECT TO WHICH THIS CERTIFICATE MAY BE ISSUED OR MAY PERTAIN, THE INSURANCE AFFORDED BY THE POLICIES DESCRIBED HEREIN IS SUBJECT TO ALL THE TERMS, EXCLUSIONS AND CONDITIONS OF SUCH POLICIES. LIMITS SHOWN MAY HAVE BEEN REDUCED BY PAID CLAIMS.

INSR LTR	TYPE OF INSURANCE	ADDL INSD	SUBR WVD	POLICY NUMBER	POLICY EFF (MM/DD/YYYY)	POLICY EXP (MM/DD/YYYY)	LIMITS
A	<input checked="" type="checkbox"/> COMMERCIAL GENERAL LIABILITY <input type="checkbox"/> CLAIMS-MADE <input type="checkbox"/> OCCUR GEN'L AGGREGATE LIMIT APPLIES PER: <input checked="" type="checkbox"/> POLICY <input type="checkbox"/> PROJECT <input type="checkbox"/> LOC OTHER:	Y	Y	83 SBM AW8E5T	03/16/2023	03/16/2024	EACH OCCURRENCE \$ 1,000,000 DAMAGE TO RENTED PREMISES (Ea occurrence) \$ 1,000,000 MED EXP (Any one person) \$ 10,000 PERSONAL & ADV INJURY \$ 1,000,000 GENERAL AGGREGATE \$ 2,000,000 PRODUCTS - COMP/OP AGG \$ 2,000,000 EPLI \$ 25,000
A	AUTOMOBILE LIABILITY <input type="checkbox"/> ANY AUTO <input type="checkbox"/> OWNED AUTOS ONLY <input checked="" type="checkbox"/> HIRED AUTOS ONLY <input type="checkbox"/> SCHEDULED AUTOS <input checked="" type="checkbox"/> NON-OWNED AUTOS ONLY	Y	Y	83 SBM AW8E5T	03/16/2023	03/16/2024	COMBINED SINGLE LIMIT (Ea accident) \$ 1,000,000 BODILY INJURY (Per person) \$ BODILY INJURY (Per accident) \$ PROPERTY DAMAGE (Per accident) \$ \$
A	<input checked="" type="checkbox"/> UMBRELLA LIAB <input type="checkbox"/> EXCESS LIAB <input type="checkbox"/> OCCUR <input type="checkbox"/> CLAIMS-MADE DED RETENTION \$	Y		83 SBM AW8E5T	03/16/2023	03/16/2024	EACH OCCURRENCE \$ 5,000,000 AGGREGATE \$ 5,000,000 \$
A	WORKERS COMPENSATION AND EMPLOYERS' LIABILITY ANY PROPRIETOR/PARTNER/EXECUTIVE OFFICER/MEMBER EXCLUDED? (Mandatory in NH) If yes, describe under DESCRIPTION OF OPERATIONS below Y/N <input checked="" type="checkbox"/> N	N/A	Y	83 WEC AW8F9A	03/16/2023	03/16/2024	<input checked="" type="checkbox"/> PER STATUTE <input checked="" type="checkbox"/> OTHER E.L. EACH ACCIDENT \$ 500,000 E.L. DISEASE - EA EMPLOYEE \$ 500,000 E.L. DISEASE - POLICY LIMIT \$ 500,000
A	Professional Liability			83 SBM AW8E5T	03/16/2023	03/16/2024	Limit \$1,000,000

DESCRIPTION OF OPERATIONS / LOCATIONS / VEHICLES (ACORD 101, Additional Remarks Schedule, may be attached if more space is required)

County of Kane is included as additional insured on a primary/non-contributory basis for Commercial General Liability as required by written contract. Waiver of Subrogation on General Liability, Auto, & W.C in favor of the additional insureds as required by written contract.

CERTIFICATE HOLDER

County of Kane
 719 Batavia Ave., Bldg A

 Geneva IL 60134

CANCELLATION

SHOULD ANY OF THE ABOVE DESCRIBED POLICIES BE CANCELLED BEFORE THE EXPIRATION DATE THEREOF, NOTICE WILL BE DELIVERED IN ACCORDANCE WITH THE POLICY PROVISIONS.

AUTHORIZED REPRESENTATIVE
 Mayra Cortez



BLANKET ADDITIONAL INSURED BY CONTRACT

This endorsement modifies insurance provided under the following:

BUSINESS LIABILITY COVERAGE FORM

Except as otherwise stated in this endorsement, the terms and conditions of the Policy apply.

A. The following is added to Section C. WHO IS AN INSURED:

Additional Insureds When Required By Written Contract, Written Agreement Or Permit

The person(s) or organization(s) identified in Paragraphs a. through f. below are additional insureds when you have agreed, in a written contract or written agreement, or when required by a written permit issued by a state or governmental agency or subdivision or political subdivision that such person or organization be added as an additional insured on your Coverage Part, provided the injury or damage occurs subsequent to the execution of the contract or agreement, or the issuance of the permit.

A person or organization is an additional insured under this provision only for that period of time required by the contract, agreement or permit.

However, no such person or organization is an additional insured under this provision if such person or organization is included as an additional insured by any other endorsement issued by us and made a part of this Coverage Part.

The insurance afforded to such additional insured will not be broader than that which you are required by the contract, agreement, or permit to provide for such additional insured.

The insurance afforded to such additional insured only applies to the extent permitted by law.

The limits of insurance that apply to additional insureds are described in Section D. LIABILITY AND MEDICAL EXPENSES LIMITS OF INSURANCE. How this insurance applies when other insurance is available to an additional insured is described in the Other Insurance Condition in Section E. LIABILITY AND MEDICAL EXPENSES GENERAL CONDITIONS.

a. Vendors

Any person(s) or organization(s) (referred to below as vendor), but only with respect to "bodily injury" or "property damage" arising out of "your products" which are distributed or sold in the regular course of the vendor's business and only if this Coverage Part provides coverage for "bodily injury" or "property damage" included within the "products-completed operations hazard".

(1) The insurance afforded to the vendor is subject to the following additional exclusions:

This insurance does not apply to:

- (a) "Bodily injury" or "property damage" for which the vendor is obligated to pay damages by reason of the assumption of liability in a contract or agreement. This exclusion does not apply to liability for damages that the vendor would have in the absence of the contract or agreement;
- (b) Any express warranty unauthorized by you;
- (c) Any physical or chemical change in the product made intentionally by the vendor;
- (d) Repackaging, except when unpacked solely for the purpose of inspection, demonstration, testing, or the substitution of parts under instructions from the manufacturer, and then repackaged in the original container;
- (e) Any failure to make such inspections, adjustments, tests or servicing as the vendor has agreed to make or normally undertakes to make in the usual course of business, in connection with the distribution or sale of the products;
- (f) Demonstration, installation, servicing or repair operations, except such operations performed at the vendor's premises in connection with the sale of the product;
- (g) Products which, after distribution or sale by you, have been labeled or relabeled or used as a container, part or ingredient of any other thing or substance by or for the vendor; or



(h) "Bodily injury" or "property damage" arising out of the sole negligence of the vendor for its own acts or omissions or those of its employees or anyone else acting on its behalf. However, this exclusion does not apply to:

(i) The exceptions contained in Paragraphs (d) or (f); or

(ii) Such inspections, adjustments, tests or servicing as the vendor has agreed to make or normally undertakes to make in the usual course of business, in connection with the distribution or sale of the products.

(2) This insurance does not apply to any insured person or organization from whom you have acquired such products, or any ingredient, part or container, entering into, accompanying or containing such products.

b. Lessors Of Equipment

(1) Any person or organization from whom you lease equipment; but only with respect to their liability for "bodily injury", "property damage" or "personal and advertising injury" caused, in whole or in part, by your maintenance, operation or use of equipment leased to you by such person or organization.

(2) With respect to the insurance afforded to these additional insureds, this insurance does not apply to any "occurrence" which takes place after you cease to lease that equipment.

c. Lessors Of Land Or Premises

(1) Any person or organization from whom you lease land or premises, but only with respect to liability arising out of the ownership, maintenance or use of that part of the land or premises leased to you.

(2) With respect to the insurance afforded to these additional insureds, this insurance does not apply to:

(a) Any "occurrence" which takes place after you cease to lease that land or be a tenant in that premises; or

(b) Structural alterations, new construction or demolition operations performed by or on behalf of such person or organization.

d. Architects, Engineers Or Surveyors

(1) Any architect, engineer, or surveyor, but only with respect to liability for "bodily injury", "property damage" or "personal and advertising injury" caused, in whole or in part, by your acts or omissions or the acts or omissions of those acting on your behalf:

(a) In connection with your premises; or

(b) In the performance of your ongoing operations performed by you or on your behalf.

(2) With respect to the insurance afforded to these additional insureds, the following additional exclusion applies:

(a) This insurance does not apply to "bodily injury", "property damage" or "personal and advertising injury" arising out of the rendering of or the failure to render any professional services, including:

(i) The preparing, approving, or failure to prepare or approve, maps, shop drawings, opinions, reports, surveys, field orders, change orders, designs or drawings and specifications; or

(ii) Supervisory, surveying, inspection, architectural or engineering activities.

This exclusion applies even if the claims allege negligence or other wrongdoing in the supervision, hiring, employment, training or monitoring of others by an insured, if the "bodily injury", "property damage", or "personal and advertising injury" arises out of the rendering of or the failure to render any professional service.

(b) This insurance does not apply to "bodily injury" or "property damage" included within the "products-completed operations hazard".

e. State Or Governmental Agency Or Subdivision Or Political Subdivision Issuing Permit

(1) Any state or governmental agency or subdivision or political subdivision, but only with respect to operations performed by you or on your behalf for which the state or governmental agency or subdivision or political subdivision has issued a permit.

(2) With respect to the insurance afforded to these additional insureds, this insurance does not apply to:

(a) "Bodily injury", "property damage" or "personal and advertising injury" arising out of operations performed for the federal government, state or municipality; or



(b) "Bodily injury" or "property damage" included within the "products-completed operations hazard".

f. Any Other Party

(1) Any other person or organization who is not in one of the categories or classes listed above in Paragraphs a. through e. above, but only with respect to liability for "bodily injury", "property damage" or "personal and advertising injury" caused, in whole or in part, by your acts or omissions or the acts or omissions of those acting on your behalf:

(a) In the performance of your ongoing operations performed by you or on your behalf;

(b) In connection with your premises owned by or rented to you; or

(c) In connection with "your work" and included within the "products-completed operations hazard", but only if:

(i) The written contract, written agreement or permit requires you to provide such coverage to such additional insured; and

(ii) This Coverage Part provides coverage for "bodily injury" or "property damage" included within the "products-completed operations hazard".

(2) With respect to the insurance afforded to these additional insureds, the following additional exclusion applies:

This insurance does not apply to "bodily injury", "property damage" or "personal and advertising injury" arising out of the rendering of, or the failure to render, any professional architectural, engineering or surveying services, including:

(a) The preparing, approving, or failure to prepare or approve, maps, shop drawings, opinions, reports, surveys, field orders, change orders, designs or drawings and specifications; or

(b) Supervisory, surveying, inspection, architectural or engineering activities.

This exclusion applies even if the claims allege negligence or other wrongdoing in the supervision, hiring, employment, training or monitoring of others by an insured, if the "bodily injury", "property damage", or "personal and advertising injury" arises out of the rendering of or the failure to render any professional service described in Paragraphs f.(2)(a) or f.(2)(b) above.

STATE OF ILLINOIS)
)
) SS.
)
COUNTY OF KANE)

RESOLUTION NO. TMP-23-726

AUTHORIZING NUMBER OF PROCUREMENT CARDS ISSUED TO KANE COUNTY HEALTH DEPARTMENT AND EACH OF THEIR TRANSACTION LIMITS

WHEREAS, the Kane County Board approved resolution #22-21 on January 11, 2022 amending the Kane County Financial Policies regarding the use and administration of Kane County procurement cards; and

WHEREAS, the amended Financial Policies regarding procurement cards now require each department head to obtain the advice and consent of their standing committee regarding the number of procurement cards issued to their department and the single and monthly transaction limits set for each card; a

WHEREAS, the amended Financial Policies regarding procurement cards now require the number of procurement cards issued and the transaction limits established for each cardholder to be reviewed annually by the standing committee to which the cardholder 's department head reports as well as by the Finance Committee;

NOW, THEREFORE, BE IT RESOLVED by this standing committee and by the Finance Committee that the attached list of procurement cards and their single and monthly transaction limits have been reviewed and are hereby approved; and

2023 Health Department

P-Card Holder and Transaction Limits:

Name	Department	Single Purchase	Credit Limit
Kinnell Snowden	Health Department	\$15,000.00	\$30,000.00

Passed by the standing committee on May 17, 2023 and by the Finance Committee on May 24, 2023.

Cherryl Strathmann
Public Health Committee Chair
Kane County, Illinois

Dale Berman
Finance Committee Chair
Kane County, Illinois

Vote:



RESOLUTION / ORDINANCE EXECUTIVE SUMMARY ADDENDUM

Title

AUTHORIZING NUMBER OF PROCUREMENT CARDS ISSUED TO KANE COUNTY HEALTH DEPARTMENT AND EACH OF THEIR TRANSACTION LIMITS

Committee Flow:

Public Health Committee, Finance Committee

Contact:

Michael Isaacson, 630-208-3140

Budget Information:

Was this item budgeted? N/A	Appropriation Amount: \$N/A
If not budgeted, explain funding source: N/A	

Summary:

The amended Financial Policies regarding procurement cards require the number of procurement cards issued and the transaction limits established for each cardholder to be reviewed annually by the standing committee to which the department reports and by the Finance Committee



RESOLUTION / ORDINANCE EXECUTIVE SUMMARY ADDENDUM

Title

Acknowledging Annual Review of Number of Procurement Cards Issued to the County Board Office and Each of Their Transaction Limits

Committee Flow:

Executive Committee, Finance and Budget Committee

Contact:

Jane Tallitsch, 630.232.5931

Budget Information:

Was this item budgeted? N/A	Appropriation Amount: \$N/A
If not budgeted, explain funding source: N/A	

Summary:

This resolution acknowledges the list of procurement cards and their single month transaction limits have been reviewed.

2023 COUNTY BOARD OFFICE

P-Card Holders and Transaction Limits

Name	Department	Single Purchase	Credit Limit
Corinne M. Pierog	County Board	\$1,000	\$10,000

STATE OF ILLINOIS

COUNTY OF KANE

RESOLUTION: NO. 22 - 21

**AUTHORIZING AMENDMENT TO FINANCIAL POLICY REGARDING
PROCUREMENT CARDS**

WHEREAS, the Financial Policy regarding the use and administration of Kane County Procurement Cards has been reviewed by the Finance Department, Auditor's Office, State's Attorney's Office and several changes have been recommended in order to add clarity and strengthen internal financial controls regarding the program.

NOW, THEREFORE, BE IT RESOLVED by the Kane County Board that section 12 (a) of the Kane County Financial Policies be replaced with the following policy statement:

12. Other Financial Policies

a) Departmental Credit Cards Issued by the County

1) Purpose of Procurement Card Policy

- a) The County recognizes procurement cards are an essential tool for facilitating the purchase of certain goods and services, especially those that may only be procured online, or those required during travel or emergencies.
- b) The County also recognizes procurement cards are beneficial for promoting competitive selection by expanding the range of vendors from which quotes may be solicited to include vendors that only accept credit card payments.
- c) At the same time the County recognizes procurement cards may increase the possibility of unauthorized purchases or payments. Therefore it is the intent of the County to minimize this risk by limiting the number of procurement cards issued to each office and department or group of departments to the fewest number as is practical and by setting individual and monthly transaction limits for each card to the lowest levels that reasonably accommodate the procurement needs.
- d) Appropriate internal controls must be established to assure responsible operations.
- e) Written procedures shall be developed governing all operation issues.

2) Responsibility for Procurement Card Program

- a) The overall County procurement card program (commonly known as the "credit card program") shall fall under the purview of the Finance Committee.
- b) The administration of the procurement card program shall be the responsibility of the Executive Director of Finance as executed through the Director of Purchasing and Purchasing Department staff.
- c) The Director of Purchasing shall be designated the "system administrator" of the procurement card program for purposes of program maintenance and serving as the interface between the procurement card provider and the procurement cardholders.
- d) The Assistant Director of Purchasing shall serve as the backup "system administrator".
- e) Elected officials and department heads shall be accountable for procurement card usage in their areas of responsibility.
- f) Each office or department having procurement cards shall appoint a procurement card administrator responsible for the administrative function associated with the procurement cards; the procurement card administrator may not be the same person as the department head or elected official.
- g) Each procurement cardholder is accountable for the use of the procurement card

issued in his or her name.

- 3) **Determination of Number and Limits of Procurement Cards**
 - a) Each County department head, with the advice and consent of his/her standing committee, and each elected official shall determine:
 1. the number of procurement cards needed by their office or department, and
 2. the single and monthly transaction limits to be set for each card.
 - b) Each elected official and County department head shall determine the employees within their office or department to whom the procurement cards should be issued.
 - c) Such determinations should be made with the understanding that the County has no obligation to issue procurement cards in any particular office or County department for use by any particular individual.
 - d) It is the intent of the County that the number of procurement cards issued and the transaction limits established for each cardholder be reviewed annually by the standing committee to which the cardholder's office or department reports, and by the Finance Committee.
 - e) The number of procurement cards issued and the transaction limits established for each County department shall be approved annually by the standing committee to which the department reports and by the Finance Committee.
 - f) The number of cards issued or the aggregate monthly transaction limit may not be increased above the number and limits approved for each County Department without the approval by the standing committee.
- 4) **Temporary Changes to County Department's Procurement Card Transaction Limits**
 - a) The single transaction limit of a County Department's cardholder may be temporarily increased as high as the monthly transaction limit for that cardholder upon written authorization by the Department Head responsible for the cardholder.
 - b) A standing committee may choose to pre-authorize temporary increases of a single or monthly transaction limit for any County department as deemed appropriate for the anticipated need.
 - c) When an emergency situation requires the single transaction limit of a County Department's card to be increased to a higher monthly transaction limit than previously approved by the standing committee and the increase needs to be approved before the next meeting of the standing committee, the single and monthly transaction limits may be increased to the level required by the emergency if in addition to the authorization of the Department Head responsible for the procurement card, approval is also obtained from one of the following individuals, listed in order of preference: standing committee chair, standing committee vice chair, Finance Committee Chair, County Board Chair or County Board Vice Chair.
 - d) Once the emergency has passed, the single and monthly transaction limits must be reset to limits approved by the standing committee.
- 5) **Temporary Changes to Elected Official's Office Procurement Card Transaction Limits**
 - a) The single transaction limit of an Elected Official's Office cardholder may be temporarily increased upon written authorization by the Elected Official responsible for the cardholder.

- 6) Restrictions Regarding Issuance of Procurement Cards
 - a) County procurement cards may only be issued to County employees, elected officials.
 - b) County procurement cards may only be issued to staff upon written authorization by their department head or elected official to whom they report in accordance with the transaction limits established by their standing committee or the elected official, respectively.
 - c) A procurement card may only be issued to a department head upon approval by their standing committee.
 - d) An approved procurement card may not be issued until the prospective cardholder signs the County's Procurement Card Agreement

- 7) Restrictions Regarding Use of Procurement Cards
 - a) Procurement cards may only be used for allowable Kane County purchases.
 - b) All procurement card purchases must be in compliance with state and county procurement laws and regulations.
 - c) Procurement cards may not be used to pay invoices that have already been submitted to the County Auditor's Office for payment. Such use would circumvent the internal controls in place to authorize payment of invoices.
 - d) Procurement cards may not be used to purchase services from employees. Such use would circumvent the process for collecting and capturing the required information for W2 reporting purposes.
 - e) With the exception of an emergency procurement or micro purchase as defined in the Procurement Ordinance, procurement cards may not be used to purchase items that can be purchased at a lower cost through other reasonable means, such as with a purchase order. Use of procurement cards in such cases may result in County payment of the lower amount.
 - f) Procurement cards may not be used for certain purchases such as cash advances, personal charges, alcoholic beverages and tobacco products.
 - g) Improper charges to a procurement card must be repaid to the County within the current statement cycle. If this is not done, repayment to the County will be by payroll deduction in accordance with the requirements of state and federal wage laws.
 - h) Improper use of County procurement cards may result in disciplinary action, up to and including termination.

- 8) Internal Controls Regarding Procurement Card Program
 - a) The Kane County Auditor shall be responsible for auditing the internal controls covering the procurement card program. Internal controls within this context are the policies and procedures put in place by management to safeguard County assets, stop fraudulent behavior, promote accountability and increase efficiency.
 - b) Each procurement card administrator shall receive the procurement card billing statements and collect the procurement card receipts and expense documentation for all procurement cards issued to the office or department which they serve.
 - c) The procurement card administrator for a County department shall ensure that the County and/or business purpose of each County department expense is clearly indicated on the documentation for each expense, that a department's food purchases include the number of participants and their relationships (e.g., "self", "two staff", "one guest", and that a department's conference expense documentation includes the training itinerary and date range.
 - d) The procurement card statement must be approved (signed) by both the procurement card administrator and the elected official or department head (or their designees) as confirmation that the expenses are allowable expenses.
 - e) The procurement card administrator shall submit the approved procurement card

billing statement along with all supporting receipts and expense documentation to the County Auditor's Office.

- f) A report of procurement card transactions shall be included in the financial report package provided by the Finance Department for each standing committee monthly meeting for the offices and departments reporting to each standing committee.


9) System Administration of Procurement Card Program

- a) The Director of Purchasing as the procurement card system administrator shall be responsible for the day-to-day administration of the procurement card program, including the issuance and cancellation of cards and the maintenance of transaction limits within the procurement card system.
- b) County procurement cards for active employees may only be issued, suspended, cancelled or have their limits changed with prior authorization by the department head, with the advice and consent of the Department's standing committee, or by the elected official responsible for the current or prospective card holder.
- c) County procurement cards for inactive employees must be cancelled by the Director of Purchasing upon confirmation of termination of employment from the Department of Human Resources or upon notification of the elected official or department head.
- d) The Director of Purchasing shall review procurement card statements at least weekly, follow up on any suspicious activity with the cardholder and/or the procurement card merchant, and notify the Auditor's Office if any fraudulent activity was detected.
- e) The Director of Purchasing must provide a list of all cardholders and associated limits to the Auditor's Office.
- f) Whenever there is an addition or deletion of a cardholder or change in transaction limit, the Director of Purchasing must notify the Auditor's Office in writing.

Passed by the Kane County Board on January 11, 2022.



John A. Cunningham
Clerk, County Board
Kane County, Illinois



Corinne M. Pierog MA, MBA
Chairman, County Board
Kane County, Illinois

Vote:

[22 to 2]

Amending Fin Policy - PCards

STATE OF ILLINOIS)

SS.

COUNTY OF KANE)

RESOLUTION NO. TMP-23-544

ACKNOWLEDGING ANNUAL REVIEW OF NUMBER OF PROCUREMENT CARDS ISSUED TO THE KANE COUNTY CORONER’S OFFICE AND EACH OF THEIR TRANSACTION LIMITS

WHEREAS, the Kane County Board approved resolution #22-21 on January 11, 2022 amending the Kane County Financial Policies regarding the use and administration of Kane County procurement cards; and

WHEREAS, the amended Financial Policies regarding procurement cards now require the number of procurement cards issued and the transaction limits established for each cardholder to be reviewed annually by the standing committee to which the cardholder’s elected official reports as well as by the Finance Committee.

NOW, THEREFORE, BE IT RESOLVED that this standing committee and the Finance Committee hereby acknowledge that the attached list of procurement cards and their single and monthly transaction limits have been reviewed.

Passed by the Judicial/Public Safety Committee on May 11, 2023, and by the Finance Committee on May 24, 2023.

Myrna Molina
Chair, Judicial/Public Safety Committee
Kane County, Illinois

Dale Berman
Chair, Finance Committee
Kane County, Illinois

Vote:



RESOLUTION / ORDINANCE EXECUTIVE SUMMARY ADDENDUM

Title

Acknowledging Annual Review of Number of Procurement Cards Issued to the Kane County Coroner's Office and Each of Their Transaction Limits

Committee Flow:

Judicial Public Safety Committee, Finance and Budget Committee

Contact:

Loren Carrera 630.232.3538

Budget Information:

Was this item budgeted? n/a	Appropriation Amount: \$n/a
If not budgeted, explain funding source: n/a	

Summary:

The amended Financial Policies regarding procurement cards now require the number of procurement cards issued and the transaction limits established for each cardholder to be reviewed annually by the standing committee to which the cardholder's elected official reports as well as by the Finance Committee.

Corporate Account Name	Cardholder Name	Account Open Date	Credit Limit
KANE COUNTY CORONER	DANIELLA GICLA	4/1/2023	\$10,000.00
KANE COUNTY CORONER	LOREN C CARRERA	7/22/2008	\$10,000.00
KANE COUNTY CORONER	ROB RUSSELL	11/20/2012	\$10,000.00

Purchase Limit - Account Level

\$2,500.00

\$5,000.00

\$10,000.00