



Kane County

KC Finance and Budget Committee

Agenda

Government Center
719 S. Batavia Ave., Bldg. A
Geneva, IL 60134

BERMAN, Lenart, Juby, Lewis, Sanchez, Surges, Tepe & ex-officios Pierog (County Chair)

Wednesday, January 25, 2023

9:00 AM

County Board Room

1. **Call To Order**
 2. **Approval of Minutes: December 28, 2022**
 3. **Public Comment**
 4. **Treasurer's Report (C. Lauzen)**
 - A. Monthly Reports (attached)
 5. **Finance Director's Report (J. Onzick)**
 - A. Monthly Reports (attached)
 6. **Auditor's Report (P. Wegman)**
 - A. Monthly Reports (attached)
 - B. **Resolution:** Approving December 2022 Claims Paid
 7. **New Business**
 - A. **Resolution:** Authorizing Acceptance of the DCEO-RISE Grant and Related FY23 Budget Adjustment
 - B. **Resolution:** Authorizing Budget Amendment for FY23 NACCHO EPED Grant
 - C. **Resolution:** Authorizing FY2022 to FY2023 Rollover: Juvenile Justice Center Laundry Equipment
 - D. **Resolution:** Amending the FY22 Budget Adjustment Approved with Resolution 22-446 to Reflect the Adjustment to the Proper Account in Fund 355
 - E. **Resolution:** Authorizing Contract For Mental Health Services For The Juvenile Justice Center Staff
 - F. **Resolution:** Approving the Purchase of Sixteen Replacement Vehicles for the Sheriff's Office and Approving a Roll Over of FY22 Sheriff's Office New Vehicle Fund Balance
 - G. **Resolution:** Approving the Purchase of One Replacement Vehicle for the Kane County Sheriff's Office
-

- H. **Resolution:** Authorizing an Addendum to the Intergovernmental Agreement Between the County of Kendall and the County of Kane to Provide Juvenile Detention Services
- I. **Resolution:** Authorizing an Updated Contract for Food, Laundry, and Commissary Services at the Kane County Adult Justice Center
- J. **Resolution:** Approving Contracts for Court-Appointed Counsel
- K. **Resolution:** Authorization of a Contract for Kane County HVAC Maintenance & Repair Services
- L. **Resolution:** Authorizing Wireless and Data Services Contract with Cellco Partnership DBA Verizon Wireless
- M. **Resolution:** Authorizing a Contract for Mill Creek SSA Snow Plowing
- N. **Resolution:** Authorizing the Child Protection Data Courts Grant
- 8. **Old Business**
- 9. **Reports Placed On File**
- 10. **Committee Chairman's Comments**
- 11. **Executive Session (if needed)**
- 12. **Adjournment**

STATE OF ILLINOIS)

SS.

COUNTY OF KANE)

REPORT NO. TMP-23-127

MONTHLY REPORTS (ATTACHED)

**COUNTY OF KANE
OFFICE OF THE TREASURER
Geneva, Illinois 60134
Phone: (630) 232-3565
Fax: (630) 208-7549**

To: Finance Committee
From: Christopher J Lauzen, CPA,MBA
Date: January 25, 2023
Subject: Monthly Report of Investments and Deposits

Attached is December Treasurer Report of investments and deposits of county monies as of the first business day of January 2023, published pursuant to the provisions of Illinois Compiled Statutes, Chapter 55, Section 5/3-11007. There will be future adjustments to the format of these monthly reports for easier, more understandable consumption of this financial information.

Sincerely,

Christopher J Lauzen, CPA,MBA
Kane County Treasurer

KANE COUNTY TREASURER - PORTFOLIO SUMMARY

12/31/2022

ACCOUNT ASSETS	ACTUAL-BOOK VALUE	CURRENT MARKET/BOOK	INTEREST
			Rec'd in Current Month
FDIC Savings/Checking Accounts	81,879,206	81,879,206	233,735
Investments	211,678,000	199,933,267	613,201
The Illinois Funds Managed Asset Acct	127,215,562	127,215,562	440,857
PFM Illinois Trust Managed Asset Acct	4,663,524	4,663,524	16,516
CDARS Program - CIBC Bank	5,000,000	5,000,000	
GRAND TOTAL TREASURER	430,436,292	418,691,559	1,304,309
GRAND TOTAL COLLECTOR (Next Page)	577,815	577,815	
GRAND TOTAL TRANSACTION (* Next Page)	7,618,235	7,618,235	
TOTAL DEMAND AND INVESTMENTS	438,632,342	426,887,609	1,304,309

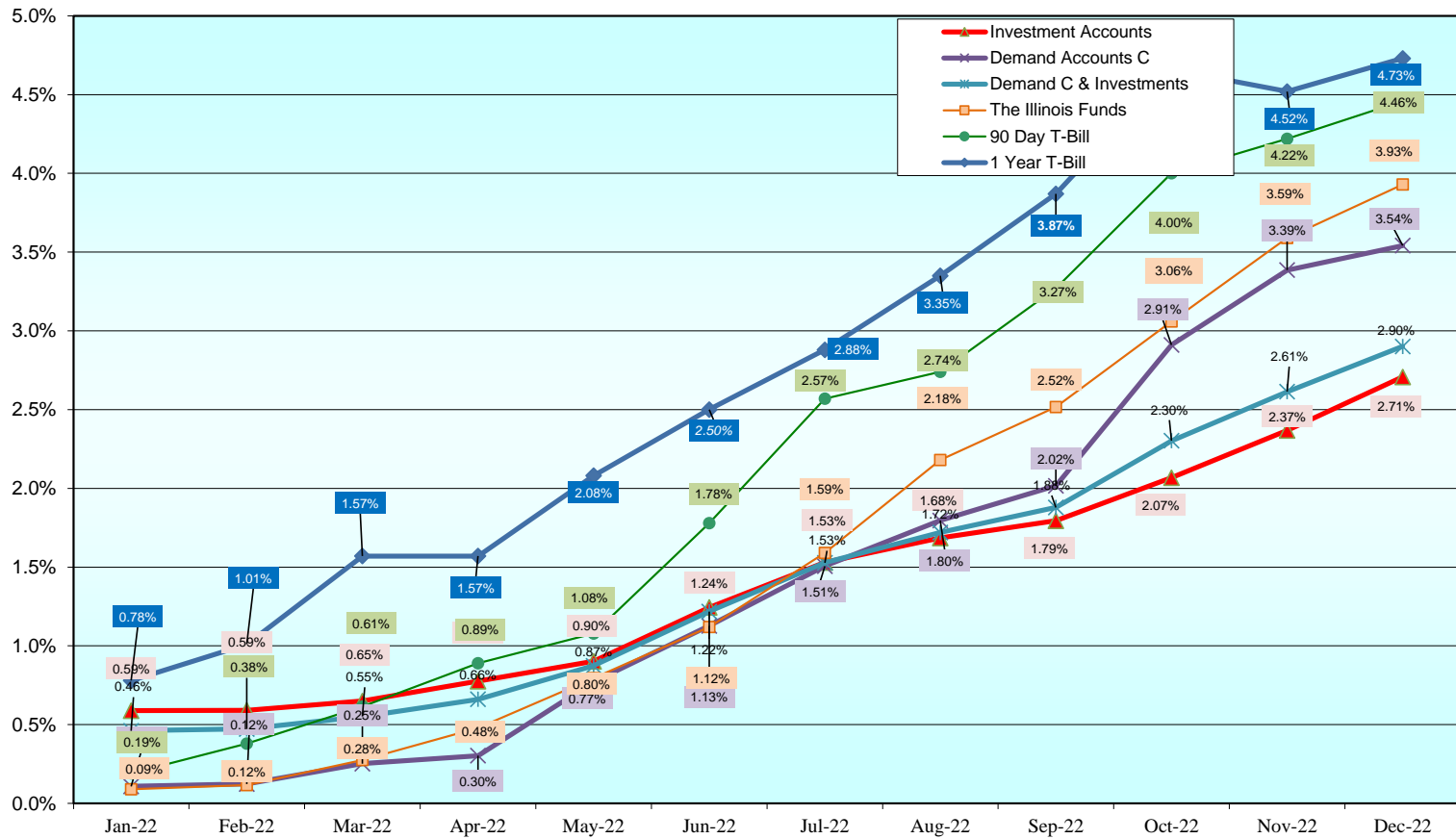
**THE MONTHLY REPORT OF THE KANE COUNTY ILLINOIS TREASURER
FOR THE PERIOD ENDING DEC 31, 2022**

FUND NAME	Description	BANK BALANCE 12/31/2022
=====	=====	=====
American Bank & Trust	Public Fund Checking	-
American Eagle Bank	Small Business Account	-
Associated Bank	Public Funds Analyzed ECR Chkg	-
CIBC	Public Funds MM	16,400
Elgin State Bank/St Chas	Government Checking	-
First American Bank	Public Funds Now MM	104,029
First Federal Savings Bank	Small Business Checking	-
JP Morgan Chase	Premium Commercial MM	457,362
KCT Credit Union	Premium Member	25
Old Second Natl Bank	Checking Account	-
Resource Bank	Public Funds NIB	-
TBK Bank	Public Funds MM	-
TOTAL COLLECTOR ACCOUNTS		577,815
American Bank & Trust	Public Funds Now MM	3,483,302
Associated Bank	Public Funds MM Advantage	31,035,490
CIBC	Public Funds Now MM	771,221
Elgin State Bank/St Chas	Business MM	7,438,673
First American Bank	Public Funds Now MM	8,811,176
Old National Bank	Public Super Ckg Interest	18,176,187
Inland Bank	Public MMDA	10,819,992
JP Morgan Chase	Premium Commercial MM	46,998
First American Bank	* Unclaimed Funds	72,267
FAB - Outstanding Checks	* Payroll	59,703
FAB - Outstanding Checks	* Accounts Payable	7,483,556
FAB - Outstanding Checks	* Juror	2,709
TOTAL TREASURER ACCOUNTS		88,201,274
FAB Longmeadow	Premium Yield MM	582,281
FAB Multi Facility	Premium Yield MM	713,885
TOTAL BOND PROCEEDS ACCOUNTS		1,296,166
TOTAL DEMAND BALANCES		90,075,255
TOTAL INVESTMENT & MANAGED ASSET BALANCES		348,557,086
TOTAL DEMAND & INVESTMENT BALANCES		438,632,342
Special Fund Balances-Informational Only		
CARES	Included in Managed Asset	75,638
American Rescue	Included in Managed Asset	69,828,749
ER Rental	Included in Managed Asset	247,731
ER Rental2	Included in Managed Asset	4,835,388

Kane County Weighted Average Demand & Investment Yield

(Includes all Investment Funds)

Kane County Treasurer



KANE COUNTY TREASURER - PORTFOLIO SUMMARY

12/31/2022

296 BONDS

ACCOUNT ASSETS	DUE DATE	PURCHASE DATE	COUPON RATE	YIELD MATURITY	PURCHASE PRICE	CURRENT MARKET
STIFEL						
Insured Bank Deposit		12/1/22		3.60%	4,115,000.00	
FHLB due 12/28/2023	12/28/2023	7/1/22	3.30%	3.30%	1,450,000.00	1,428,673.00
FHLB due 02/23/2024	2/23/2024	5/23/22	3.00%	3.00%	1,600,000.00	1,567,971.00
FFCB, due 04/05/2024	4/5/2024	4/5/21	0.33%	0.33%	500,000.00	472,444.00
FFCB, due 09/10/2024	9/10/2024	9/11/20	0.43%	0.43%	560,000.00	520,635.00
FFCB, due 11/04/2024	11/4/2024	11/25/20	0.44%	0.44%	725,000.00	670,616.00
FHLB due 11/22/2024	11/22/2024	11/22/21	0.85%	0.85%	385,000.00	358,509.00
FHLMC due 01/27/2025	1/27/2025	7/27/22	3.75%	3.75%	500,000.00	489,481.00
FNMA, due 01/29/2025	1/29/2025	7/29/20	0.57%	0.57%	950,000.00	873,844.00
FHLB due 03/24/2025	3/24/2025	3/24/22	2.00%	2.00%	1,200,000.00	1,135,399.00
FHLB due 04/30/2025	4/30/2025	8/30/22	4.00%	4.00%	250,000.00	245,553.00
FFCB Step due 5/27/2025	5/27/2025	10/22/20	0.73%	0.69%	355,000.00	324,485.00
FHLB, due 06/30/2025	6/30/2025	7/1/20	0.68%	0.68%	990,000.00	900,644.00
FHLB due 06/30/2025	6/30/2025	6/14/22	4.00%	4.00%	850,000.00	833,093.00
FFCB, due 07/15/2025	7/15/2025	1/29/21	0.39%	0.39%	884,000.00	796,590.00
FHLB due 07/25/2025	7/25/2025	4/28/22	3.00%	3.00%	1,600,000.00	1,536,282.00
FHLB, due 09/24/25	9/24/2025	3/24/21	0.70%	0.70%	1,000,000.00	903,635.00
FHLMC due 09/29/2025	9/29/2025	9/29/22	4.13%	4.13%	175,000.00	171,628.00
FHLB due 10/25/2025	10/25/2025	10/14/22	5.00%	5.00%	1,400,000.00	1,389,654.00
FFCB, due 11/03/2025	11/3/2025	5/6/21	0.85%	0.85%	1,000,000.00	904,425.00
FHLB due 11/24/2025	11/24/2025	11/23/22	5.25%	5.51%	750,000.00	750,839.00
FHLB due 11/26/2025	11/26/2025	8/26/21	0.75%	0.75%	1,300,000.00	1,170,064.00
FFCB, due 03/02/2026	3/2/2026	3/2/21	0.84%	0.84%	500,000.00	445,956.00
FFCB, due 03/25/2026 1 yr call protection	3/25/2026	3/25/21	1.05%	1.05%	1,200,000.00	1,077,344.00
FHLB, due 03/30/2026	3/30/2026	3/30/21	1.01%	1.01%	700,000.00	626,985.00
FHLB step due 06/30/2026	6/30/2026	6/30/21	0.75%	0.75%	1,000,000.00	888,775.00
FFCB due 08/10/2026	8/10/2026	8/10/21	0.83%	0.83%	1,100,000.00	967,592.00
FFCB due 09/01/2026	9/1/2026	9/15/21	0.87%	0.87%	1,250,000.00	1,099,175.00
FFCB due 10/20/2026	10/20/2026	10/20/21	1.14%	1.18%	500,000.00	443,320.00
FFCB due 01/26/2027 1 yr Call prot	1/26/2027	1/26/22	1.78%	1.78%	1,200,000.00	1,085,336.00
State of Connecticut due 01/15/2023	1/15/2023	10/21/20	2.99%	0.47%	250,000.00	250,120.00
Evansville-Vanderburgh In Sch Corp due 01/15/2023	1/15/2023	4/28/20	5.00%	1.00%	675,000.00	675,527.00
Sheridan IN Cmnty Sch Bldg Corp due 01/15/2023	1/15/2023	8/8/20	4.00%	0.36%	250,000.00	250,120.00
Charleston Cnty SC Sch Dist due 02/01/2023	2/1/2023	4/3/20	5.00%	1.28%	245,000.00	245,463.00
City of Frisco TX GO Txbi due 02/15/2023	2/15/2023	12/19/19	2.65%	1.84%	270,000.00	269,584.00
Lubbock Cooper TX Indep Sch Dist due 02/15/2023	2/15/2023	4/9/20	5.00%	1.13%	300,000.00	300,960.00
Monroe Special School District due 03/01/2023	3/1/2023	10/29/20	3.00%	0.42%	100,000.00	100,078.00
California St Educatnl Autho Rev due 04/01/2023	4/1/2023	3/10/20	2.48%	0.81%	500,000.00	496,975.00
State of Hawaii GO due 04/01/2023	4/1/2023	4/22/20	5.00%	1.01%	100,000.00	100,572.00
Athens Area School District GO due 04/15/2023	4/15/2023	10/21/20	4.00%	0.33%	150,000.00	150,588.00
Dexter MI Cmnty Sch GO Bond due 05/01/2023	5/1/2023	4/9/20	4.00%	1.22%	200,000.00	200,966.00
GrundyKendall&Will Cmnty HS #111 due 05/01/2023	5/1/2023	8/14/20	4.00%	0.40%	120,000.00	120,440.00
South Lyon Community Schs due 05/01/2023	5/1/2023	6/24/20	5.00%	0.49%	125,000.00	126,118.00
Mount Pleasant TX GO due 05/15/2023	5/15/2023	4/16/20	4.00%	1.05%	225,000.00	226,026.00
County of Carroll IA GO due 06/01/2023	6/1/2023	4/14/20	5.00%	1.23%	210,000.00	211,848.00
Portland OR Cmnty Cig Dist due 06/01/2023	6/1/2023	5/1/20	3.50%	0.96%	500,000.00	497,190.00
Greater Albany Sch Dist No 8J due 06/15/2023	6/15/2023	5/1/20	5.00%	1.17%	175,000.00	176,734.00
Menands Union Free School Dist due 06/15/2023	6/15/2023	6/24/20	2.00%	0.52%	580,000.00	578,057.00

KANE COUNTY TREASURER - PORTFOLIO SUMMARY

12/31/2022

296 BONDS

ACCOUNT ASSETS	DUE DATE	PURCHASE DATE	COUPON RATE	YIELD MATURITY	PURCHASE PRICE	CURRENT MARKET
STIFEL						
Florida St Dept Transportation due 07/01/2023	7/2/2023	4/28/20	5.00%	1.07%	100,000.00	101,121.00
City of Glendale AZ GO due 07/01/2023	7/1/2023	7/7/20	5.00%	0.41%	100,000.00	101,089.00
GreatLakes WaterAuthSewageDisposal 07/01/2023	7/1/2023	7/29/20	1.50%	0.55%	115,000.00	113,063.00
Pike Township Met Sch District due 07/15/2023	7/15/2023	6/30/20	3.00%	0.44%	150,000.00	150,194.00
Monroe County IN 1996 Cmnty Sch due 07/15/2023	7/15/2023	5/1/20	5.00%	1.18%	225,000.00	227,603.00
City of Absecon NJ GO due 07/15/2023	7/15/2023	7/30/20	4.00%	0.41%	155,000.00	155,825.00
Antelope Vly CA Cmnty Clg Dist due 08/01/2023	8/1/2023	4/21/20	2.83%	1.25%	250,000.00	246,688.00
Austin Independent Sch Dist GO due 08/01/2023	8/1/2023	3/31/20	4.00%	0.95%	750,000.00	746,258.00
City of El Paso TX GO due 08/15/2023	8/15/2023	4/15/20	5.00%	1.08%	255,000.00	258,504.00
Municipality of Anchorage AK GO due 09/01/2023	9/1/2023	4/22/20	5.00%	1.03%	500,000.00	507,145.00
City of Brownsville TX Util due 09/01/2023	9/1/2023	8/26/20	0.80%	0.46%	250,000.00	242,860.00
Lyndhurst Township School NJ due 09/01/2023	9/1/2023	9/9/20	1.00%	0.50%	355,000.00	350,786.00
City of Linden NJ due 09/15/2023	9/15/2023	9/29/20	1.00%	0.34%	374,000.00	369,250.00
Lovington NM Muni Sch Dist #1 due 10/01/2023	10/1/2023	10/29/20	2.00%	0.41%	100,000.00	99,212.00
Will Cnty IL Cmnty Consol Sch #30 Troy 10/01/2023	10/1/2023	6/23/20	3.00%	0.60%	100,000.00	99,901.00
Borough of Haledon NJ GO due 10/15/2023	10/15/2023	7/7/20	2.00%	0.57%	180,000.00	178,483.00
Town of Islesboro ME GO Ltd due 10/15/2023	10/15/2023	1/9/20	4.00%	1.99%	165,000.00	163,687.00
South Side PA Area Sch Dist GO due 11/01/2023	11/1/2023	4/15/20	4.00%	1.18%	290,000.00	292,256.00
Austin TX Elec Utility Sys Revenue due 11/25/2023	11/25/2023	12/2/2019	2.52%	1.91%	595,000.00	583,183.00
Northeast OH Regl Swr dist due 11/15/2023	11/25/2023	5/28/20	1.78%	0.72%	400,000.00	389,232.00
Cook County School Dist #123 OakLawn 12/01/2023	12/1/2023	5/26/20	4.00%	0.69%	315,000.00	316,944.00
Eastern Gateway Cmnty Clg Dist OH due 12/01/2023	12/1/2023	7/1/20	3.00%	0.56%	200,000.00	200,122.00
Kittitas Cnty WA Sch Dist 401 due 12/01/2023	12/1/2023	5/1/20	5.00%	1.06%	175,000.00	178,364.00
Montgomery Cnty OH GO due 12/01/2023	12/1/2023	4/28/20	3.50%	1.23%	500,000.00	492,895.00
Village of Riverside IL GO due 12/01/2023	12/1/2023	4/22/20	5.00%	1.15%	170,000.00	173,111.00
Village of Stickney IL GO due 12/01/2023	12/1/2023	5/26/20	4.00%	0.69%	150,000.00	150,690.00
Switzerland of Ohio OH Local Sch Dist 12/01/2023	12/1/2023	11/27/19	2.11%	2.13%	330,000.00	320,767.00
Kane County Forest Preserve due 12/15/2023	12/15/2023	9/8/16	2.28%	2.28%	475,000.00	483,982.00
City of Batavia, IL due 01/01/2024	1/1/2024	5/28/20	3.00%	0.55%	125,000.00	124,981.00
Cascade Water Alliance WA due 01/01/2024	1/1/2024	6/30/20	5.00%	0.40%	50,000.00	51,017.00
Clark Cnty WA Public Utility Dist #1 Elect 01/01/2024	1/1/2024	5/28/20	5.00%	0.70%	150,000.00	153,057.00
Village of Oak Park, IL due 01/01/2024	1/1/2024	10/13/20	5.00%	0.40%	570,000.00	580,169.00
Oklahoma St Muni Pwr Auth due 01/01/2024	1/1/2024	8/10/20	5.00%	0.30%	250,000.00	254,408.00
City of Peoria, IL GO due 01/01/2024	1/1/2024	5/26/20	5.00%	1.08%	495,000.00	502,173.00
Tazewell County mnty HighSchDist #303 01/01/2024	1/1/2024	9/11/20	4.00%	0.45%	155,000.00	156,118.00
Will&Kendall Cntys IL #202 Plainfield Sch01/01/2024	1/1/2024	8/19/20	4.00%	0.41%	310,000.00	312,430.00
Will&Kendall Cntys IL #202 Plainfield Sch01/01/2024	1/1/2024	8/28/20	4.00%	0.47%	95,000.00	95,745.00
Calcasieu Parish LA Sch Dist #34 due 01/15/2024	1/15/2024	4/9/20	3.00%	1.18%	500,000.00	499,215.00
Eastern HancockMiddleSchBldgCorp 01/15/2024	1/15/2024	11/12/20	2.00%	0.62%	270,000.00	266,309.00
Deer-MountJudeaSchDist #21NewtonCnty 02/01/2024	2/1/2024	8/27/20	1.00%	0.60%	100,000.00	97,562.00
Kane&DeKalb CntysILCmntySch #302 02/01/2024	2/1/2024	5/1/20	5.00%	1.74%	655,000.00	668,644.00
Lavaca School District #3 GO due 02/01/2024	2/1/2024	9/3/20	0.75%	0.50%	155,000.00	150,975.00
City of Midlothian TX, GO due 02/01/2024	2/1/2024	6/3/20	5.00%	0.52%	200,000.00	204,150.00
City of Newport News VA due 02/01/2024	2/1/2024	7/1/21	0.49%	0.43%	600,000.00	572,436.00
Township of Brick NJ GO due 02/15/2024	2/15/2024	7/1/20	3.00%	0.49%	310,000.00	310,140.00
City of Dallas TX GO due 02/15/2024	2/15/2024	5/1/20	5.00%	1.45%	370,000.00	378,192.00
Dunellen BoardofEducNJ Middlesex Cnty 02/15/2024	2/15/2024	10/21/20	2.00%	0.49%	200,000.00	197,810.00
Katy Independent Sch Dist GO due 02/15/2024	2/15/2024	1/13/20	2.02%	1.90%	470,000.00	454,904.00
Pleasantville NJ Sch Dist GO due 02/15/2024	2/15/2024	8/28/20	5.00%	0.43%	100,000.00	102,240.00
Red Oak Independent Sch Dist due 02/15/2024	2/15/2024	6/30/20	5.00%	0.43%	175,000.00	179,120.00
Rio Hondo Independent School GO due 02/15/2024	2/15/2024	6/24/20	3.00%	0.50%	240,000.00	239,774.00

KANE COUNTY TREASURER - PORTFOLIO SUMMARY

12/31/2022

296 BONDS

ACCOUNT ASSETS	DUE DATE	PURCHASE DATE	COUPON RATE	YIELD MATURITY	PURCHASE PRICE	CURRENT MARKET
STIFEL						
Clear Lake City Water Authority due 03/01/2024	3/1/2024	7/1/20	4.00%	0.50%	245,000.00	246,259.00
Village of Sussex WI GO due 03/01/2024	3/1/2024	7/1/20	2.00%	0.49%	140,000.00	138,307.00
West Allegheny PA Sch Dist due 03/01/2024	3/1/2024	4/13/20	4.00%	1.28%	290,000.00	293,669.00
Will Cnty IL Sch Dist #86 Joliet due 03/01/2024	3/1/2024	8/17/20	4.00%	0.59%	115,000.00	116,193.00
County of Claiborne TN due 04/01/2024	4/1/2024	6/30/20	5.00%	0.53%	175,000.00	179,060.00
Texas St Transprt Commission due 04/01/2024	4/1/2024	12/4/20	5.00%	0.32%	500,000.00	501,435.00
Winneconne WI Cmnty Sch Dist due 04/01/2024	4/1/2024	7/7/20	2.50%	0.46%	100,000.00	99,299.00
State of Connecticut, GO due 04/15/2024	4/15/2024	3/9/20	3.04%	1.08%	500,000.00	491,950.00
Hartland MI Consol Sch Dist due 05/01/2024	5/1/2024	11/4/20	2.25%	0.44%	250,000.00	247,645.00
Holland School District MI due 05/01/2024	5/1/2024	7/6/20	5.00%	0.53%	250,000.00	256,698.00
City of Keokuk IA due 05/01/2024	5/1/2024	6/29/20	3.00%	0.51%	200,000.00	199,108.00
Northview Public Schools Dist due 05/01/2024	5/1/2024	6/30/20	5.00%	0.54%	215,000.00	220,779.00
Brentwood School district GO due 05/15/2024	5/15/2024	7/29/20	5.00%	0.47%	180,000.00	185,036.00
Louisville&Jefferson Cnty KY SwrDist 05/15/2024	5/15/2024	10/30/20	5.00%	0.42%	40,000.00	41,134.00
City of Bowling Green KY due 06/01/2024	6/1/2024	6/30/20	4.00%	0.57%	50,000.00	50,834.00
Buncombe Cnty NC Ltd Oblig due 06/01/2024	6/1/2024	4/21/20	1.80%	1.40%	205,000.00	195,531.00
Buncombe Cnty NC Ltd Oblig due 06/01/2024	6/1/2024	5/1/20	1.80%	1.40%	200,000.00	190,762.00
Henderson NV due 06/01/2024	6/1/2024	10/06/20	4.00%	0.35%	100,000.00	98,883.00
Pleasant Valley IA Cmnty Sch Dist due 06/01/2024	6/1/2024	6/29/20	3.00%	0.50%	175,000.00	174,935.00
County of Washington TN GO due 06/01/2024	6/1/2024	9/11/20	2.45%	0.45%	250,000.00	240,878.00
Brighton Central School Dist due 06/15/2024	6/15/2024	10/6/20	2.13%	0.43%	100,000.00	98,883.00
Menands Union Free School Dist due 06/15/2024	6/15/2024	6/30/20	2.00%	0.58%	575,000.00	566,789.00
County of Salem NJ GO due 06/15/2024	6/15/2024	7/24/20	4.00%	0.46%	440,000.00	446,503.00
County of Coffee TN Rural Sch due 07/01/2024	7/1/2024	7/1/20	5.00%	0.50%	330,000.00	339,250.00
Borough of Bellmawr NJ GO due 07/15/2024	7/15/24	8/14/20	0.50%	0.40%	410,000.00	393,936.00
Borough of Emerson NJ due 08/15/2024	8/15/2024	8/20/20	1.00%	0.40%	320,000.00	310,160.00
Lyndhurst Township School NJ due 09/01/2024	9/1/2024	9/9/20	1.00%	0.60%	255,000.00	245,723.00
Pennsville Township NJ Brd ED due 09/01/2024	9/1/2024	9/18/20	2.50%	0.46%	100,000.00	99,313.00
Port of Morrow OR Transmission FACs due 09/01/2024	9/1/2024	12/9/20	3.22%	0.50%	250,000.00	242,763.00
Sheffield AI Wtr & Swr Revenue due 10/01/2024	10/1/2024	11/19/20	4.00%	0.51%	330,000.00	333,881.00
State of Texas GO Bond due 10/01/2024	10/1/2024	3/23/20	3.09%	1.40%	350,000.00	341,429.00
Gloversville NY City Sch Dist due 10/15/2024	10/15/2024	10/16/20	2.00%	0.50%	835,000.00	822,333.00
Ocean Twp NJ Monmouth Cnty due 11/01/2024	11/2/2024	7/28/20	3.00%	0.40%	75,000.00	75,165.00
State of Wisconsin GO due 11/01/2024	11/2/2024	5/1/20	5.00%	1.35%	100,000.00	104,076.00
Lake School District Ohio due 12/01/2024	12/1/2024	6/1/20	4.00%	1.20%	385,000.00	378,074.00
Lake School District Ohio due 12/01/2024	12/1/2024	6/16/20	4.00%	1.20%	250,000.00	245,503.00
IPS Multi Sch Bldg Corp Indianapolis due 01/15/2025	1/15/2025	8/3/20	4.00%	0.49%	75,000.00	76,664.00
Plymouth In Multi Sch Bldg Corp due 01/15/2025	1/15/2025	8/3/20	5.00%	0.46%	50,000.00	52,061.00
Tri-Creek In 2002 High Sch Bldg Corp due 01/25/2025	1/25/2025	7/29/20	4.00%	0.62%	100,000.00	102,219.00
Lavaca School District # 3 GO due 02/01/2025	2/1/2025	9/3/20	0.75%	0.60%	150,000.00	142,689.00
Midlothian TX Independent Sch Dist due 02/15/2025	2/15/2025	11/19/20	5.00%	0.60%	750,000.00	754,740.00
State of New York Txble due 02/15/2025	2/15/2025	5/20/21	2.12%	0.58%	500,000.00	471,040.00
Texas St Tech Univ Revenues due 02/15/2025	2/15/2025	6/4/21	0.93%	0.60%	500,000.00	461,340.00
Oklahoma City OK Econ Dev Trust 03/1/2025	3/1/2025	9/15/21	0.92%	0.61%	500,000.00	455,535.00
State of New York GO, due 03/15/2025	3/15/2025	12/22/21	2.80%	1.08%	220,000.00	211,677.00
State of New York GO due 03/15/2025	3/15/2025	3/29/21	0.91%	0.61%	1,000,000.00	919,950.00

KANE COUNTY TREASURER - PORTFOLIO SUMMARY

12/31/2022

296 BONDS

ACCOUNT ASSETS	DUE DATE	PURCHASE DATE	COUPON RATE	YIELD MATURITY	PURCHASE PRICE	CURRENT MARKET
STIFEL						
Suffolk County Water Auth due 06/01/2025	6/1/2025	12/9/20	0.91%	0.54%	200,000.00	182,880.00
Cache Cnty UT Sch District due 06/15/2025	6/15/2025	5/27/21	3.00%	0.66%	500,000.00	480,990.00
Met Govt Nashville & Davidson Cnty due 07/01/2025	7/1/2025	7/1/21	0.61%	0.75%	600,000.00	536,226.00
Corpus Christi TX Utility Sys Revenue due 07/15/2025	7/15/2025	5/28/21	1.14%	0.70%	290,000.00	265,953.00
State of Hawaii due 08/01/2025	8/1/2025	11/27/20	0.67%	0.59%	495,000.00	443,644.00
City of Los Angeles CA GO due 09/01/2025	9/1/2025	12/14/20	3.05%	0.57%	500,000.00	481,205.00
San Jose CA Bond due 09/1/2025	9/1/2025	6/8/22	2.45%	3.13%	515,000.00	491,094.00
City of Norfolk VA GA due 10/01/2025	10/1/2025	8/6/21	0.70%	0.55%	500,000.00	449,435.00
Houston TX Utility SYS Revenue due 11/25/2025	11/25/2025	5/7/21	1.95%	0.78%	430,000.00	401,448.00
Cincinnati OH Wtr Sys Revenue due 12/01/2025	12/1/2025	11/3/21	1.00%	1.07%	590,000.00	531,549.00
KaneCook&DuPageCntysIL CmntyClg# 509 12/15/2025	12/15/2025	2/8/21	0.70%	0.50%	875,000.00	781,760.00
KaneKendallEtcCntys ILCmnty Dist 516 12/15/2025	12/15/2025	2/16/21	1.00%	0.47%	945,000.00	841,513.00
Sherman TX Indep Sch Dist, 02/15/2026	2/15/2026	7/29/21	4.00%	0.73%	500,000.00	490,260.00
City of Birmingham AL GO due 03/01/2026	3/1/2026	1/13/22	2.00%	1.50%	400,000.00	366,052.00
City of Charleston SC due 03/01/2026	3/1/2026	5/26/21	1.25%	0.83%	770,000.00	695,025.00
Metro OR GO due 06/01/2026	6/1/2026	6/11/21	3.25%	0.81%	300,000.00	286,173.00
Metro OR GO due 06/01/2026	6/1/2026	8/6/21	3.25%	0.68%	250,000.00	238,478.00
State of Connecticut due 07/01/2026	7/1/2026	2/16/22	2.35%	2.05%	925,000.00	866,725.00
Los Angeles CA Cmnty Clg Dist due 08/01/2026	8/1/2026	11/4/21	1.17%	1.18%	600,000.00	539,034.00
City of New York, NY GO Bond due 08/01/2026	8/1/2026	6/3/22	1.22%	3.69%	1,000,000.00	529,698.00
San Diego Pub FA due 08/01/2026	8/1/2026	2/25/22	1.90%	1.93%	595,000.00	880,990.00

TOTAL STIFEL

74,143,000.00 66,940,420.00

RAYMOND JAMES

FRGXX Fidelity Inv MMKT Govt Inst

	12/23/22	3.60%	3.60%	15,000,000.00	15,000,000.00
T-Bill due 01/26/2023	1/26/2023	7/28/22	2.82%	20,000,000.00	19,947,200.00
T-Bill due 02/23/2023	2/23/2023	8/23/22	3.09%	2,000,000.00	1,987,420.00
T-Bill due 04/13/2023	4/13/2023	10/13/22	4.23%	2,000,000.00	1,976,660.00
JPM due 04/19/2023	4/19/2023	10/19/22	4.82%	5,000,000.00	4,927,680.00
FHLB due 06/30/2023	6/30/2023	6/24/22	3.00%	2,500,000.00	2,480,000.00
FNMA, due 08/10/2023	8/10/2023	8/12/20	0.30%	1,050,000.00	1,022,626.50
FFCB, due 08/10/2023	8/10/2023	8/4/20	0.32%	1,000,000.00	973,700.00
FNMA, due 08/28/2023	8/28/2023	8/24/20	0.33%	1,000,000.00	970,720.00
FHLB 1yr1x due 11/24/2023	11/24/2023	5/3/22	2.70%	2,000,000.00	1,958,260.00
FHLB due 02/28/2023	2/28/2023	8/23/22	3.70%	1,000,000.00	988,470.00
FNMA, due 02/28/2024	2/28/2024	8/25/20	0.38%	1,000,000.00	948,460.00
FHLB due 03/28/2024	3/28/2024	3/18/22	1.55%	600,000.00	580,992.00
1 year 1 time call then bullet for year two					
FHLB due 03/28/2024	3/28/2024	6/24/22	3.45%	2,000,000.00	1,961,860.00
FHLB due 04/26/2024 3 month berm	4/26/2024	10/13/22	5.00%	2,500,000.00	2,496,225.00
FFCB, due 06/17/2024	6/17/2024	10/6/20	0.39%	675,000.00	633,170.25
FHLB due 06/28/2024	6/28/2024	6/27/22	3.02%	1,500,000.00	1,459,170.00
FHLB 6 Mo Berm due 06/28/2024	6/28/2024	9/8/22	4.00%	1,500,000.00	1,479,195.00
FHLB due 07/26/2024	7/26/2024	7/14/22	3.55%	2,000,000.00	1,961,960.00
FFCB, due 08/19/2024	8/19/2024	8/13/20	0.47%	1,000,000.00	932,500.00
FFCB, due 08/19/2024	8/19/2024	8/17/20	0.47%	985,000.00	918,452.95
FHLMC, due 09/30/2024	9/30/2024	9/28/20	0.40%	1,000,000.00	927,200.00
FFCB, due 11/02/2024	11/2/2024	10/30/20	0.44%	1,000,000.00	925,700.00
FFCB, due 11/4/2024	11/4/2024	11/10/20	0.44%	615,000.00	569,305.50

RAYMOND JAMES

KANE COUNTY TREASURER - PORTFOLIO SUMMARY

12/31/2022

296 BONDS

ACCOUNT ASSETS	DUE DATE	PURCHASE DATE	COUPON RATE	YIELD MATURITY	PURCHASE PRICE	CURRENT MARKET
FHLB, 01/28/2025	1/28/2025	7/26/21	0.52%	0.52%	1,000,000.00	917,490.00
FHLB, due 02/18/2025	2/18/2025	2/8/21	0.40%	0.40%	500,000.00	456,625.00
FFCB, due 03/03/2025	3/3/2025	2/26/21	0.48%	0.60%	520,000.00	474,203.60
FHLB call/step due 04/28/2025	4/28/2025	4/25/22	2.13%	2.13%	1,125,000.00	1,099,428.75
FFCB, due 06/16/2025	6/16/2026	6/11/20	0.78%	0.78%	260,000.00	237,224.00
FHLB due 06/30/2025	6/30/2025	6/28/21	0.75%	0.75%	520,000.00	472,950.40
FHLB due 06/30/2025	6/30/2025	6/14/22	4.00%	4.00%	1,500,000.00	1,475,760.00
FHLB due 07/28/2025	7/28/2025	7/14/22	4.13%	4.13%	1,500,000.00	1,472,895.00
FHLMC, due 08/12/2025	8/12/2025	8/6/20	0.60%	0.60%	1,000,000.00	905,640.00
FHLB due 09/16/2025	9/16/2025	12/7/21	1.25%	1.25%	505,000.00	462,569.90
FHLB due 10/24/2025	10/24/2025	10/4/22	5.05%	5.05%	1,750,000.00	1,747,847.50
FHLB due 10/29/2025	10/29/2025	4/25/22	3.25%	3.25%	1,000,000.00	966,490.00
FHLMC, due 11/26/2025	11/26/2025	3/25/21	0.65%	0.77%	1,000,000.00	896,830.00
FNMA, due 12/30/2025	12/30/2025	12/23/20	0.64%	0.39%	1,000,000.00	889,600.00
FNMA, due 12/30/2025	12/30/2025	1/4/21	0.64%	0.43%	900,000.00	800,545.00
FHLB, due 01/20/2026	1/20/2026	1/19/21	0.55%	0.55%	200,000.00	177,690.00
FHLB due 02/12/2026	2/12/2026	2/8/21	0.60%	0.60%	1,000,000.00	887,950.00
FFCB, due 03/02/2026	3/2/2026	2/24/21	0.84%	0.84%	1,000,000.00	894,740.00
FHLB, due 03/30/2026	3/30/2026	3/25/21	1.00%	1.00%	500,000.00	447,985.00
FHLB, due 11/25/2026	11/25/2026	11/19/21	1.50%	1.50%	1,000,000.00	895,800.00
FHLB, due 02/25/2027	2/25/2027	3/4/22	2.50%	2.50%	575,000.00	535,670.00
Kansas City MO Spl Oblg due 04/01/2023	4/1/2023	5/26/20	2.49%	1.08%	400,000.00	397,304.00
Omaha-Douglas PublicBldgComm 05/01/2023	5/1/2023	5/22/20	1.80%	0.67%	1,325,000.00	1,313,803.75
NewYorkCityNY Transitional Fin Auth 05/01/2023	5/1/2023	6/30/20	1.43%	0.52%	500,000.00	494,815.00
State of Connecticut GO due 08/15/2023	8/15/2023	5/12/20	2.15%	1.15%	725,000.00	715,415.50
Wyandotte Cnty KS Sch Dist #500 due 09/01/2023	9/1/2023	5/29/20	1.67%	0.70%	410,000.00	402,476.50
City of New York NY Txbi due 10/01/2023	10/1/2023	5/20/20	1.74%	1.16%	1,000,000.00	979,750.00
State of Texas Fin Auth Ser C due 10/01/2023	10/1/2023	8/3/20	2.53%	0.33%	655,000.00	644,827.85
NYC Transitional Finance due 11/01/2023	11/1/2023	5/27/20	2.03%	0.75%	500,000.00	489,200.00
Texas A&M University Revenues due 05/15/2024	5/15/2024	7/7/20	2.76%	0.60%	1,720,000.00	1,679,855.20
NYC NY Transitional Fin Auth due 07/15/2024	7/15/2024	4/25/22	0.64%	2.88%	1,500,000.00	1,408,785.00
VA St Pub Bldg Auth due 08/01/2024	8/1/2024	5/29/20	1.91%	0.87%	1,000,000.00	960,730.00
City of New York NY due 08/01/2024	8/1/2024	8/28/20	2.11%	0.68%	1,000,000.00	961,790.00
Virginia College Bldg Auth Educ FACS 02/01/2025	2/1/2025	1/25/21	2.72%	0.48%	450,000.00	431,307.00
City of Houston TX due 03/01/2025	3/1/2025	10/21/20	2.11%	0.80%	1,415,000.00	1,335,250.60
University of Michigan Txbi Ser B due 04/01/2025	4/1/2025	6/29/20	1.00%	0.64%	750,000.00	693,810.00
New York City Transitional Fin Auth Revenue 5/1/2025	5/1/2025	10/1/20	1.00%	0.82%	720,000.00	658,094.40
GreatLakes WaterAuth SewageDisposal 07/01/2025	7/1/2025	6/29/22	1.65%	1.04%	500,000.00	463,590.00
University of California CA Revenues due 07/01/2025	7/1/2025	8/24/20	3.06%	0.55%	900,000.00	867,627.00
Florida St Brd of Admin Fin Corp 07/01/2025	7/1/2025	9/11/20	1.26%	0.88%	980,000.00	897,680.00
Florida St BrdofAdmin Fin Corp 07/01/2025	7/1/2025	9/16/20	1.26%	0.88%	735,000.00	673,242.85
City of New York NY due 08/01/2025	8/1/2025	3/18/21	2.28%	1.05%	1,000,000.00	940,340.00
New York CityNY TransitionalFinAuth 11/1/2025	11/1/2025	1/11/21	3.75%	0.52%	1,000,000.00	967,360.00
State of Connecticut due 06/01/2026	6/1/2026	6/15/22	1.12%	3.95%	250,000.00	222,317.50

TOTAL RAYMOND JAMES

106,715,000.00 103,742,233.50

KANE COUNTY TREASURER - PORTFOLIO SUMMARY

12/31/2022

296 BONDS

ACCOUNT ASSETS	DUE DATE	PURCHASE DATE	COUPON RATE	YIELD MATURITY	PURCHASE PRICE	CURRENT MARKET
TRUIST SECURITIES						
FFCB, due 03/15/2023	3/15/2023	9/17/20	0.22%	0.22%	120,000.00	118,952.00
FFCB, due 03/15/2023	3/15/2023	9/29/20	0.22%	0.22%	75,000.00	74,345.00
FFCB, due 03/15/2023	3/15/2023	9/25/20	0.22%	0.22%	225,000.00	223,034.00
FHLB due 07/05/2023	7/5/2023	8/1/22	2.37%	3.03%	25,000.00	24,650.00
FFCB, due 11/02/2023	11/2/2023	11/4/20	0.29%	0.29%	30,000.00	28,881.00
FFCB, due 11/30/2023	11/30/2023	11/30/20	0.31%	..0031	235,000.00	225,355.00
FFCB,, due 12/8/2023	12/8/2023	12/15/20	0.25%	0.17%	600,000.00	575,252.00
FFCB, due 09/10/2024	9/10/2024	9/10/20	0.43%	0.43%	440,000.00	408,218.00
FFCB, due 09/24/2024	9/24/2024	10/1/20	0.36%	0.36%	35,000.00	32,411.00
FHLB due 09/30/2024	9/30/2024	10/17/22	4.05%	4.81%	185,000.00	182,138.00
FHLB due 02/27/2025	2/27/2025	5/28/21	0.63%	0.63%	40,000.00	36,673.00
FFCB, due 03/03/2025	3/3/2025	3/3/21	0.48%	0.60%	750,000.00	683,892.00
FFCB, due 03/10/25	3/10/2025	12/11/20	0.49%	0.49%	400,000.00	365,658.00
FHLMC due 03/28/2025	3/28/2025	11/1/22	4.00%	4.70%	110,000.00	108,119.00
FFCB, due 04/28/2025	4/28/2025	5/3/21	0.72%	0.72%	505,000.00	459,444.00
FFCB, due 04/28/2025	4/28/2025	5/4/21	0.72%	0.72%	35,000.00	31,843.00
FFCB, due 04/28/2025	4/28/2025	5/13/21	0.72%	0.72%	1,010,000.00	918,888.00
FHLB due 09/30/25	9/30/2025	6/30/21	0.75%	0.75%	500,000.00	451,288.00
FFCB due 10/20/2025	10/20/2025	4/27/22	3.09%	3.09%	500,000.00	479,511.00
Collingswood NJ Adv Refun Txble due 04/15/2023	4/15/2023	12/18/19	3.00%	1.90%	200,000.00	199,028.00
Wayland MI Union Sch Dist Txble due 05/01/2023	5/1/2023	10/29/19	2.40%	1.85%	250,000.00	248,285.00
New York City NY Transition Txble due 05/01/2023	5/1/2023	5/18/20	2.53%	1.50%	830,000.00	824,464.00
Texas St A&M Univ Revenue Txble due 05/15/2023	5/15/2023	10/30/19	2.40%	1.85%	650,000.00	644,995.00
Loudoun Cnty VA Econ Dev Auth due 06/01/2023	6/1/2023	11/20/20	3.75%	0.53%	95,000.00	94,543.00
Loudoun Cnty VA Econ Dev Auth due 06/01/2023	6/1/2023	11/30/20	3.75%	0.49%	705,000.00	701,609.00
Suffolk County Water Authority due 06/01/2023	6/1/2023	12/11/20	0.57%	0.22%	300,000.00	295,284.00
Mississippi St Dev Bank Spl Oblig due 08/01/2023	8/1/2023	9/9/20	2.36%	0.60%	250,000.00	246,623.00
Oklahoma State Univ Agric & Mech due 09/01/2023	9/1/2023	8/19/20	1.89%	0.59%	240,000.00	234,847.00
Ocoee TN Utility Dist Wtrwk Txble due 10/01/2023	10/1/2023	12/18/19	2.90%	1.85%	170,000.00	167,758.00
Kansas St Dev Fin Auth Reve due 11/01/2023	11/1/2023	8/15/19	2.10%	2.05%	590,000.00	577,598.00
NewYorkCityNY TransitionFinAuth 11/02/2023	11/2/2023	5/7/20	2.80%	1.15%	445,000.00	438,183.00
Itasca Cnty MN Indep Sch District due 02/01/2024	2/1/2024	3/9/20	2.65%	1.30%	500,000.00	489,645.00
State of Kansas Dev Fin Auth Revenue 04/15/2024	4/15/2024	9/16/20	3.64%	0.60%	1,065,000.00	1,050,101.00
Minnesota St Gen Fund Revenue due 06/01/2024	6/1/2024	11/5/20	2.00%	0.59%	670,000.00	646,657.00
Suffolk County Water due 06/01/2024	6/1/2024	12/15/20	0.75%	0.51%	700,000.00	661,003.00
Pennsylvania St Hgr Education due 06/15/2024	6/15/2024	10/1/20	0.88%	0.71%	500,000.00	470,850.00
New York City NY Transition due 08/01/2024	8/1/2024	8/7/20	2.85%	0.55%	1,000,000.00	969,440.00
MassachusettsSt WtrResourcesAutho 08/01/2024	8/1/2024	10/21/20	1.86%	0.40%	200,000.00	191,862.00
State of Tennessee GO due 08/01/2024	8/1/2024	9/12/11	3.59%	3.59%	475,000.00	470,412.00
Bellevue NE Muni Bldg Corp DUE 09/15/2024	9/15/2024	4/1/20	1.57%	1.50%	1,300,000.00	743,273.00
9/15/20 \$100,000 was called					(100,000.00)	
9/15/21 \$ 85,000 was called					(85,000.00)	
9/15/22 \$ 345,000 was called					(345,000.00)	
Harris Cnty TX Flood Control due 10/01/2024	10/1/2024	12/11/20	3.21%	0.44%	300,000.00	293,358.00
Harris County Texas Flood due 10/01/2024	10/1/2024	12/15/20	3.21%	0.40%	700,000.00	684,502.00

KANE COUNTY TREASURER - PORTFOLIO SUMMARY

12/31/2022

296 BONDS

ACCOUNT ASSETS	DUE DATE	PURCHASE DATE	COUPON RATE	YIELD MATURITY	PURCHASE PRICE	CURRENT MARKET
TRUIST SECURITIES						
New York City NY Transitional Fin due 05/01/2025	5/1/2025	6/2/22	2.01%	3.20%	970,000.00	906,543.00
Tennessee St Sch Bond due 05/01/2025	5/1/2025	9/16/22	3.13%	4.15%	355,000.00	345,284.00
City of Birmingham AL 06/01/2025	6/1/2025	1/28/21	0.88%	0.88%	395,000.00	360,019.00
Suffolk County Water Auth due 06/01/2025	6/1/2025	12/11/20	0.91%	0.91%	500,000.00	458,545.00
Florida St Brd of Admin due 07/01/2025	7/1/2025	6/25/21	1.26%	0.78%	1,000,000.00	918,150.00
Florida St Brd of Admin due 07/01/2025	7/1/2025	4/27/22	1.26%	3.10%	1,000,000.00	918,150.00
Minnesota St Hsg Fin Agy due 07/01/2025	7/1/2025	5/12/22	3.18%	3.18%	500,000.00	472,839.00
'12/2/22 \$ 5,000 redemption					(5,000.00)	
City of Tucson AZ Water due 07/01/2025	7/1/2025	12/11/20	0.85%	0.85%	800,000.00	729,856.00
Municipality of Anchorage AK GO due 08/01/2025	8/1/2025	12/11/20	0.71%	0.71%	1,000,000.00	902,720.00
New York NY due 08/01/2025	8/1/2025	5/3/22	0.84%	3.12%	735,000.00	664,778.00
Connecticut State due 08/15/2025	8/15/2025	4/1/22	2.52%	2.70%	2,315,000.00	2,194,898.00
New York City Housing Dev due 08/01/2025	8/1/2025	12/11/20	1.30%	1.30%	300,000.00	275,325.00
Port Houston TX Autho due 10/02/2025	10/2/2025	10/3/22	2.25%	4.49%	560,000.00	523,858.00
Hawaii State BAB due 02/01/2026	2/1/2026	7/27/22	5.33%	3.26%	1,045,000.00	1,067,039.00
Greenville Cnty SC Txble due 04/01/2026	4/1/2026	10/28/21	1.36%	1.40%	500,000.00	447,860.00
City of Los Angeles Dept due 05/15/2026	5/15/2026	3/1/22	2.04%	2.05%	250,000.00	228,045.00
Oregon St Cmnty Clg Dists due 06/30/2026	6/30/2026	9/21/21	1.15%	0.92%	90,000.00	79,383.00
Chandler AZ Excise Tax due 07/01/2026	7/1/2026	2/1/22	1.39%	1.69%	240,000.00	214,582.00
Alabama Federal Aid Highway due 09/01/2026	9/1/2026	10/28/21	1.27%	1.23%	500,000.00	442,200.00
City of New York NY due 03/01/2027	3/1/2027	8/1/22	3.55%	3.35%	345,000.00	327,667.00

TOTAL TRUIST SECURITIES

30,820,000.00	29,250,613.00
---------------	---------------

GRAND TOTAL

211,678,000.00	199,933,266.50
----------------	----------------

STATE OF ILLINOIS)

SS.

COUNTY OF KANE)

FINANCE REPORT NO. TMP-23-126

MONTHLY REPORTS (ATTACHED)

To: Finance Committee
From: Joe Onzick, Executive Director of Finance
Date: January 25, 2023
Re: Monthly Report

Finance and Budget Reports for FY23

Total County Budget, Finance Committee P-Card & Accounts Payable reports are included in the agenda packet for December 2022.

General Explanation for Normal Revenue Variances

The significantly higher than expected **revenue variances** seen in some departments are the result of internal transfers that occur at the start of the year. Examples of such transfers include \$2,673,992 of Grand Victoria Elgin Casino internal grants, a \$1,000,000 budgeted transfer from the General Fund for capital projects, \$921,257 of subscription fees from County Departments for KaneComm, \$754,855 of annual or quarterly support service fees collected by IT from County Departments, and various transfers of pledged revenue for debt service. In addition, there is the budgeted \$5,000,000 draw down from the Property Tax Freeze Protection Fund and a budgeted \$11,322,405 draw down of the savings generated by payroll reimbursements from the CARES Act that were required to balance the budget. Several special revenue funds are showing zero revenues at this point in time due to the fact that off-balance-sheet bank account transactions will not be posted until year end.

General Explanation for Normal Expenditure Variances

The significantly higher than expected **expenditure variances** seen in some departments are the result of 1) encumbrances for expenses that will occur later in the year or in future years (as in Transportation), 2) transfers out for the purposes mentioned above, 3) timing of some payments that are made at the beginning of the year (debt service principal payments, insurance premiums, maintenance contracts, etc...), and 4) timing of purchases related to large capital projects. Several special revenue funds are showing zero expenses due to off-balance-sheet bank account transactions not posted until year end.

Finance and Budget Reports for FY22

Updated total County Budget reports are included in the agenda packet for November 2022. Please note that this is still only preliminary. Additional revenue may be accrued that was earned in Fiscal Year 2022 and collected by the end of January. Additional expenses may also be accrued that were incurred in Fiscal Year 2022 and invoiced by the end of February. Other significant adjustments may be made as a result of reconciliations and the recording off-balance-sheet bank account transactions.

Comments on Specific Expense Budget Variances for Fiscal Year 2022

County Board Farmland Protection – is \$10,301 over the annual budget in personnel expense as a result of the natural fluctuation of hours worked on Farmland Protection in comparison to the average. A budget adjustment is required.

Information Technology Web Technical Services – is \$66,085 over the annual budget for services and commodities. Although there is sufficient cash on hand to cover the overage, a budget adjustment is required.

Human Resources Insurance Liability Fund – is \$1,983,710 over the YTD annual budget for services and commodities as a result of the 2023 annual insurance premiums being charged to Fiscal Year 2022. This

will be corrected via a year-end adjustment. It is also has an unbudgeted capital expense of \$22,659 for a vehicle replacement. Although there is sufficient cash on hand to cover the overage, a budget adjustment is required.

Human Resources Employee Events Fund – is \$60 over the annual budget. Although there is sufficient cash on hand to cover the overage, a budget adjustment is required.

Treasurer General Fund – is \$2,194 over the annual budget in commodities. The Treasurer normally covers any overages at the end of the year by transferring expense to the Tax Sale Automation Fund.

County Clerk General Fund – is \$385,025 over the annual budget in services and is \$173,388 over the annual budget in commodities for voting systems and accessories. Even though a grant is expected, a budget adjustment is required.

County Clerk Vital Records Automation – is \$14,091 over the annual budget for capital. Although there is sufficient cash on hand to cover the overage, a budget adjustment is required.

Recorder's Office Automation Fund – is \$112,289 over the annual budget for capital. Although there is sufficient cash on hand to cover the overage, a budget adjustment is required.

Judiciary & Courts Children's Waiting Room – has a \$361 unbudgeted expense for commodities. Although there is sufficient cash on hand to cover the overage, a budget adjustment is required.

State's Attorney General Fund – is \$33,767 over the annual budget in commodities and has an unbudgeted capital expenditure of \$4,500. A budget adjustment is required.

State's Attorney Child Advocacy Center Fund – is \$3,406 over the annual budget for commodities. Although there is sufficient cash on hand to cover the overage, a budget adjustment is required.

State's Attorney Records Automation Fund – is \$12,959 over the annual budget for services due to more personnel expense being allocated to the fund than had been budgeted. Although there is sufficient cash on hand to cover the overage, a budget adjustment is required.

Law Library – is \$50,801 over the annual budget for commodities. A budget adjustment may be required if they are not sufficiently reimbursed for their expenditures.

Sheriff General Fund – is \$135,500 over the annual budget for services, and \$98,625 over the annual budget for commodities. A budget adjustment is required for commodities, but the services overage will be offset by the reversal of the accrual of FY21's estimated share of the Correction Officers retroactive wage adjustment related to the settlement of their collective bargaining agreement.

Sheriff EMA Volunteer Fund – is \$4,472 over the annual budget for commodities. Although there is sufficient cash on hand to cover the overage, a budget adjustment is required.

Sheriff's Cannabis Regulation Fund – is \$3,811 over the annual budget for services and \$10,622 over the annual budget for commodities. Although there is sufficient cash on hand to cover the overage, a budget adjustment is required.

Sheriff's DEF Federal – Treasury Fund – has \$259,196 of unbudgeted commodities expense. Although there is sufficient cash on hand to cover the overage, a budget adjustment is required.

Sheriff's Detail Escrow Account – has \$210,781 of unbudgeted services expense. Although there is sufficient cash on hand to cover the overage, a budget adjustment is required.

Sheriff's Vehicle & Equipment Fund – has an unbudgeted capital expense of \$73,817. Although there is sufficient cash on hand to cover the overage, a budget adjustment is required.

Merit Commission – is \$124 over the annual budget for commodities. A budget adjustment is required.

Kane Comm – is \$137,135 is over the annual budget for services and commodities as a result of the unbudgeted chargeback from IT for phone services. Although there is sufficient cash on hand to cover the overage, a budget adjustment is required.

Court Services – is \$154,572 over the annual budget for commodities. A budget adjustment is required.

Coroner General Fund – is \$59,748 over the annual budget for services due to greater than anticipated autopsy expenses and \$200 over the annual budget for commodities as a result of higher fuel prices. A budget adjustment is required.

Animal Control – is \$21,507 over the annual budget for services and commodities. Although there is sufficient cash on hand to cover the overage, a budget adjustment is required.

County Bridge Fund – is \$24,359 over the annual budget in services and commodities. Although there is sufficient cash on hand to cover the overage, a budget adjustment is required.

Transportation Capital Fund – is \$103,866 over the annual budget for services and commodities as a result of engineering services expense. Although there is sufficient cash on hand to cover the overage, a budget adjustment is required.

Southwest Impact Fee Fund – has \$110,000 of unbudgeted expenditures for capital. Although there is sufficient cash on hand to cover the overage, a budget adjustment is required.

Tri-Cities Impact Fee Fund – has \$26,086 of unbudgeted expenditures for services and commodities. Although there is sufficient cash on hand to cover the overage, a budget adjustment is required.

Central Impact Fee Fund – has \$22,086 of unbudgeted expenditures for services and commodities. A budget adjustment is required.

South Impact Fee Fund – has \$15,529 of unbudgeted expenditures for services and commodities. A budget adjustment is required.

Health Department Mass Vaccination – is \$37,361 over the annual budget for services and commodities. Although there is sufficient cash on hand to cover the overage, a budget adjustment is required.

Enterprise Surcharge – is \$3,808 over annual budget of personnel expenditures as a result of a change in budgeted allocation of personnel expense not taking effect immediately at beginning of year. Although there is sufficient cash on hand to cover the overage, a budget adjustment is required.

Community Development Block Grant Program – is \$378,632 over the annual budget. However, all expenses are expected to be reimbursed by the grant.

Home Program – is \$7,413 over the annual budget for personnel. However, all expenses are expected to be reimbursed by the grant.

Cost Share Drainage – has \$18,584 of unbudgeted capital expense. Although there is sufficient cash on hand to cover the overage, a budget adjustment is required.

OCR & Recovery Act Programs – is \$27,592 over the annual budget for services and commodities. However, all expenses are expected to be reimbursed by the grant.

Continuum of Care Planning Grant – is \$1,277 over the annual budget for personnel and \$3,054 over the annual budget for services and commodities. However, all expenses are expected to be reimbursed by the grant.

Home – ARP – has \$3,746 of unbudgeted expense. However all expenses are expected to be reimbursed by the grant.

Recovery Zone Bond Debt Service – is \$99,920 over the annual budget as a result of the FY23 debt service payments being paid early in FY22 in order to avoid any possible delay resulting from the transition in the Treasurer’s Office. An accounting or budget adjustment is necessary.

JJC/AJC Refunding Debt Service – is \$2,781,824 over the annual budget as a result of the FY23 debt service payments being paid early in FY22 in order to avoid any possible delay resulting from the transition in the Treasurer’s Office. An accounting or budget adjustment is necessary.

Mass Vaccination Fund – has \$24,820 of unbudgeted personnel expense as a result of emergency management personnel being charged to the general department rather than the Sheriff’s department where the budget is located. Although there is sufficient cash on hand to cover the overage, a budget adjustment is required.

Judicial Technology Fund – is \$224,356 over the annual budget for services and commodities. Although there is sufficient cash on hand to cover the overage, a budget adjustment is required.

American Rescue Plan – is showing a -\$1,000,000 variance in Contingency and Other. This resulted from an error in the account number used in a recent budget adjustment, which will be corrected shortly.

Health Insurance Fund – is \$7,586 over the annual budget for Personnel as a result of greater than anticipated participation in the MERP insurance premium reimbursement program. Although there is sufficient cash on hand to cover the overage, a budget adjustment is required.

Coronavirus Relief Fund – has \$1,564 of unbudgeted expenditure related to the cost of the annual audit. Although there is sufficient cash on hand to cover the overage, a budget adjustment is required.

General Fund Projected Contingency Balance

- **\$935,422** of the General Fund Contingency for FY22 remains available for general need.
- **\$ 50,000** of the General Fund Contingency for FY22 remains reserved for Adult Prisoner Room & Board
- **\$970,591** of the General Fund Contingency for FY23 remains available for general need.
- **\$ 50,000** of the General Fund Contingency for FY23 remains reserved for Adult Prisoner Room & Board

Available Operational Reserve Balances

- Property Tax Freeze Protection Fund: **\$0** (Cash Balance)
- COVID Payroll Reimbursement Reserve: **\$5,009,140** (Cash balance) before current month resolutions.
- Emergency Reserve: **\$5,246,370** (Cash balance)

Capital Funds Status

As of 1/18/2023, the following portions of the FY22 Capital Budget have been expended:

- Building Management: 40% expended, leaving \$3,872,472 remaining
- Information Technology: 90% expended, leaving \$238,515 remaining
- Sheriff: 93% expended, leaving \$291,491

Shared and Direct State Tax Revenue Update for General Fund

The following table compares the current YTD shared and direct state tax revenues collected through January to the previous year's YTD revenue collections and to the YTD budgets. Overall, we are **\$12,996,804 ahead** of budget, and **\$8,537,145 ahead** of YTD last year. Note that these are the preliminary year-end unaudited figures.

	Prior Year	Change from Prior Year	Current Year	Variance from Budget	FY22 Amended Budget
Sales Tax	\$ 20,616,791	\$ 3,448,418	\$ 24,065,209	\$ 6,184,209	\$ 17,881,000
Local Use Tax	\$ 2,433,189	\$ 6,884	\$ 2,440,073	\$ (9,927)	\$ 2,450,000
RTA Sales Tax	\$ 2,151,747	\$ 256,822	\$ 2,408,569	\$ 544,569	\$ 1,864,000
State Income Tax	\$ 7,956,075	\$ 1,911,686	\$ 9,867,761	\$ 2,517,761	\$ 7,350,000
Personal Property Replacement Tax	\$ 2,846,856	\$ 2,913,336	\$ 5,760,192	\$ 3,760,192	\$ 2,000,000
Total	\$ 36,004,659	\$ 8,537,145	\$ 44,541,804	\$ 12,996,804	\$ 31,545,000

Fiscal Year 2023 Budget Update

The budget book for the Fiscal Year 2023 has been completed. The electronic version is available on the Finance Department website and printed copies will have been provided to all County Board members.

Fiscal Year 2022 Year-End Timeline

- Payroll is preparing for the issuance of W-2's
- Finance is preparing year-end reconciliations, adjustments, accruals and audit schedules, as well as for the issuance of 1099's.
- Total General Fund revenue will not be known until end of January.
- Total General Fund expenses will not be known until end of February.
- Allocations of excess revenue over expenditures should be determined in March
- Audited financial statements (ACFR) will not be available until end of May.

FY22 Audit

- The preliminary audit fieldwork for Fiscal Year 2022 is being conducted the week of January 23rd.
- The final audit fieldwork is scheduled to begin March 6th.
- New for Fiscal Year 2022 is the implementation of the accounting and financial reporting changes required by GASB 87 regarding lease accounting. Baker Tilly will be assisting us with this implementation.

Transition Audit

The transition audit for the Treasurer's Office will be conducted as part of the annual financial statement audit by Baker Tilly.

Purchasing Report

Purchasing Staff began working on Solicitations for the following products and services in December:

- RFQ 23-003 Livestock Market Assessment
- RFP 33-005 ACH Collection
- RFP 23-006 Short Term Fixed Income Consultant
- Bid 23-007 HVAC Mechanicals Maintenance and Repair Services
- RFP 23-008 Home Monitoring System
- RFP 23-009 Consultant Services for Radio Communications Systems
- RFP 23-010 Delinquent Tax Notices

Currently, two (2) Bids and two (2) Request for Proposals are at various stages in the procurement process.

Solicitation Savings:

Auction Proceeds received \$ 2,855.00

The FYTD Cost Savings Total: **\$1,371,878.49**

Monthly Statistics for November 2022:

Quotations Solicited	6	FOIA Requests	4
Purchase Orders Issued	162	Contractor Disclosures Reviewed	0
Insurance Certificates Reviewed	49	Familial Relationship	0
Contracts Renewed	0	Contracts Prepared	0

Kane County Revenue Report - Summary
Through November 30, 2022 (100.0% YTD) DRAFT

	Current Month Transactions	Total Amended Budget	Total Amended Budget excluding Cash on Hand	YTD Actual Transactions	Total % Received
000 General Government Revenue	\$ 7,849,720	\$ 84,834,785	\$ 84,124,388	\$ 89,516,903	106.41%
001 General Fund	\$ 7,790,012	\$ 78,117,017	\$ 78,117,017	\$ 82,606,892	105.75%
010 Insurance Liability	\$ 59,708	\$ 6,087,731	\$ 6,007,371	\$ 6,161,052	102.56%
354 Mass Vaccination Fund	\$ -	\$ 630,037	\$ -	\$ 748,958	N/A
010 County Board	\$ 175	\$ 9,234,908	\$ 5,398,643	\$ 6,040,048	111.88%
001 General Fund	\$ 75	\$ 66,250	\$ 66,250	\$ 77,788	117.42%
120 Grand Victoria Casino Elgin	\$ 100	\$ 2,948,689	\$ 1,970,345	\$ 5,403,726	274.25%
430 Farmland Preservation	\$ -	\$ 6,219,969	\$ 3,362,048	\$ 558,534	16.61%
060 Information Technologies	\$ 228,348	\$ 3,297,856	\$ 3,064,865	\$ 2,666,524	87.00%
001 General Fund	\$ 155,018	\$ 1,130,533	\$ 1,130,533	\$ 1,151,772	101.88%
101 Geographic Information Systems	\$ 73,330	\$ 1,863,491	\$ 1,630,500	\$ 1,211,903	74.33%
385 IL Counties Information Mgmt	\$ -	\$ 4,001	\$ 4,001	\$ 4,400	109.97%
390 Web Technical Services	\$ -	\$ 299,831	\$ 299,831	\$ 298,450	99.54%
080 Building Management	\$ -	\$ 50,659	\$ 50,659	\$ 39,923	78.81%
001 General Fund	\$ -	\$ 50,659	\$ 50,659	\$ 39,923	78.81%
120 Human Resource Management	\$ -	\$ 984	\$ 984	\$ 623	63.34%
246 Employee Events Fund	\$ -	\$ 984	\$ 984	\$ 623	63.34%
150 Treasurer/Collector	\$ 1,916,852	\$ 1,841,225	\$ 1,694,515	\$ 1,919,692	113.29%
001 General Fund	\$ 1,740,387	\$ 1,596,515	\$ 1,596,515	\$ 1,740,387	109.01%
150 Tax Sale Automation	\$ 79,426	\$ 148,195	\$ 77,000	\$ 80,944	105.12%
268 Sale & Error	\$ 97,040	\$ 96,515	\$ 21,000	\$ 98,362	468.39%
170 Supervisor of Assessments	\$ 11,531	\$ 91,653	\$ 91,653	\$ 89,850	98.03%
001 General Fund	\$ 11,531	\$ 91,653	\$ 91,653	\$ 89,850	98.03%

Kane County Revenue Report - Summary
Through November 30, 2022 (100.0% YTD) DRAFT

	Current Month Transactions	Total Amended Budget	Total Amended Budget excluding Cash on Hand	YTD Actual Transactions	Total % Received
190 County Clerk	\$ 112,432	\$ 2,358,711	\$ 1,363,090	\$ 1,573,603	115.44%
001 General Fund	\$ 96,500	\$ 1,188,090	\$ 1,188,090	\$ 1,369,356	115.26%
160 Vital Records Automation	\$ 15,933	\$ 320,621	\$ 174,900	\$ 196,726	112.48%
161 Election Equipment Fund	\$ -	\$ 850,000	\$ 100	\$ 7,522	7,521.79%
210 Recorder	\$ 332,799	\$ 5,018,542	\$ 4,602,560	\$ 4,774,833	103.74%
001 General Fund	\$ 288,403	\$ 3,633,550	\$ 3,633,550	\$ 4,039,876	111.18%
170 Recorder's Automation	\$ 44,396	\$ 1,384,992	\$ 969,010	\$ 734,958	75.85%
240 Judiciary and Courts	\$ 79,956	\$ 940,886	\$ 940,886	\$ 1,190,367	126.52%
001 General Fund	\$ 53,275	\$ 727,657	\$ 727,657	\$ 869,683	119.52%
195 Children's Waiting Room	\$ 21,576	\$ 137,755	\$ 137,755	\$ 263,600	191.35%
196 D.U.I.	\$ 1,130	\$ 12,580	\$ 12,580	\$ 8,484	67.44%
197 Foreclosure Mediation Fund	\$ 3,975	\$ 58,590	\$ 58,590	\$ 48,597	82.94%
492 Marriage Fees	\$ -	\$ 4,304	\$ 4,304	\$ 4	0.09%
250 Circuit Clerk	\$ 473,455	\$ 8,875,152	\$ 8,193,528	\$ 5,906,265	72.08%
001 General Fund	\$ 300,846	\$ 5,058,000	\$ 5,058,000	\$ 3,699,797	73.15%
200 Court Automation	\$ 61,163	\$ 1,290,154	\$ 1,115,000	\$ 773,575	69.38%
201 Court Document Storage	\$ 59,986	\$ 1,311,614	\$ 1,102,000	\$ 745,914	67.69%
202 Child Support	\$ 9,412	\$ 291,012	\$ 139,028	\$ 98,709	71.00%
203 Circuit Clerk Admin Services	\$ 21,339	\$ 513,135	\$ 482,000	\$ 342,516	71.06%
204 Circuit Clk Electronic Citation	\$ 14,786	\$ 335,737	\$ 222,000	\$ 177,790	80.09%
205 Circuit Ct Clerk Op and Admin	\$ 5,924	\$ 75,500	\$ 75,500	\$ 67,965	90.02%
300 State's Attorney	\$ 511,431	\$ 5,779,059	\$ 4,733,442	\$ 4,565,156	96.44%
001 General Fund	\$ 151,571	\$ 1,587,900	\$ 1,587,900	\$ 1,672,118	105.30%
220 Title IV-D	\$ 181,278	\$ 894,540	\$ 857,573	\$ 840,799	98.04%
221 Drug Prosecution	\$ 27,138	\$ 461,696	\$ 409,263	\$ 374,395	91.48%
222 Victim Coordinator Services	\$ 27,500	\$ 186,328	\$ 179,820	\$ 190,934	106.18%
223 Domestic Violence	\$ -	\$ 336,813	\$ 147,810	\$ 148,409	100.41%
225 Auto Theft Task Force	\$ -	\$ 339	\$ 339	\$ 89	26.22%
226 Weed and Seed	\$ -	\$ 129	\$ 129	\$ -	0.00%
230 Child Advocacy Center	\$ 117,047	\$ 1,747,782	\$ 1,087,150	\$ 1,265,570	116.41%
231 Equitable Sharing Program	\$ -	\$ 55,000	\$ 55,000	\$ 96	0.17%
232 State's Atty Records Automation	\$ 1,819	\$ 110,522	\$ 100,448	\$ 20,619	20.53%
233 Bad Check Restitution	\$ -	\$ 25,000	\$ 25,000	\$ 106	0.42%
234 Drug Asset Forfeiture	\$ 2,475	\$ 85,000	\$ 85,000	\$ 36,975	43.50%
235 State's Attorney Employee Events	\$ -	\$ 10	\$ 10	\$ 4	36.10%
236 Child Advocacy Advisory Board	\$ -	\$ 26,000	\$ 26,000	\$ 66	0.25%
237 Money Laundering - State's Atty	\$ -	\$ 175,000	\$ 85,000	\$ 9,770	11.49%
490 Kane County Law Enforcement	\$ 2,604	\$ 87,000	\$ 87,000	\$ 5,207	5.98%
360 Public Defender	\$ 64,776	\$ 138,061	\$ 138,061	\$ 193,685	140.29%
001 General Fund	\$ 63,860	\$ 137,061	\$ 137,061	\$ 183,514	133.89%
244 Public Defender Rec Automation	\$ 916	\$ 1,000	\$ 1,000	\$ 10,171	1,017.10%
370 Law Library	\$ 23,528	\$ 313,209	\$ 313,209	\$ 284,740	90.91%
250 Law Library	\$ 23,528	\$ 313,209	\$ 313,209	\$ 284,740	90.91%

Kane County Revenue Report - Summary
Through November 30, 2022 (100.0% YTD) DRAFT

	Current Month Transactions	Total Amended Budget	Total Amended Budget excluding Cash on Hand	YTD Actual Transactions	Total % Received
380 Sheriff	\$ 1,015,888	\$ 6,641,550	\$ 6,036,044	\$ 5,985,563	99.16%
001 General Fund	\$ 911,564	\$ 4,639,169	\$ 4,639,169	\$ 4,132,228	89.07%
128 Sheriff's Vehicle & Equipment	\$ -	\$ 1,321,426	\$ 715,920	\$ 1,321,426	184.58%
247 EMA Volunteer Fund	\$ 11,300	\$ 3,125	\$ 3,125	\$ 15,996	511.86%
248 KC Emergency Planning	\$ -	\$ 2,000	\$ 2,000	\$ 61	3.07%
249 Bomb Squad SWAT	\$ -	\$ 1,000	\$ 1,000	\$ -	0.00%
251 Canteen Commission	\$ -	\$ 400,000	\$ 400,000	\$ -	0.00%
252 Sheriff DEF Federal - DOJ	\$ 30,928	\$ 45,000	\$ 45,000	\$ 31,329	69.62%
253 County Sheriff DEF Local	\$ -	\$ 40,000	\$ 40,000	\$ -	0.00%
254 FATS	\$ -	\$ 1,200	\$ 1,200	\$ -	0.00%
255 K-9 Unit	\$ -	\$ 30,000	\$ 30,000	\$ -	0.00%
256 Vehicle Maintenance/Purchase	\$ -	\$ 6,000	\$ 6,000	\$ 5,019	83.65%
257 Sheriff DUI Fund	\$ -	\$ 32,000	\$ 32,000	\$ -	0.00%
258 Sheriffs Office Money Laundering	\$ -	\$ 5,000	\$ 5,000	\$ 38,580	771.60%
259 Transportation Safety Highway HB	\$ -	\$ 10,000	\$ 10,000	\$ 9	0.09%
262 AJF Medical Cost	\$ 2,452	\$ 25,040	\$ 25,040	\$ 33,124	132.29%
263 Sheriff Civil Operations	\$ -	\$ 15,500	\$ 15,500	\$ -	0.00%
264 Cannabis Regulation - Local	\$ 15,305	\$ 65,090	\$ 65,090	\$ 99,151	152.33%
265 Sheriff DEF Federal - Treasury	\$ 44,340	\$ -	\$ -	\$ 292,863	N/A
702 Sheriff's Detail Escrow	\$ -	\$ -	\$ -	\$ 15,776	N/A
425 Kane Comm	\$ 172,158	\$ 2,299,600	\$ 2,299,600	\$ 2,570,090	111.76%
269 Kane Comm	\$ 172,158	\$ 2,299,600	\$ 2,299,600	\$ 2,570,090	111.76%
430 Court Services	\$ 720,362	\$ 9,180,818	\$ 8,609,718	\$ 8,151,883	94.68%
001 General Fund	\$ 657,935	\$ 6,785,501	\$ 6,785,501	\$ 6,830,722	100.67%
270 Probation Services	\$ 54,599	\$ 1,682,100	\$ 1,111,000	\$ 827,905	74.52%
271 Substance Abuse Screening	\$ 907	\$ 80,000	\$ 80,000	\$ 17,236	21.55%
273 Drug Court Special Resources	\$ 6,281	\$ 622,517	\$ 622,517	\$ 454,502	73.01%
276 Probation Victim Services	\$ 640	\$ 10,000	\$ 10,000	\$ 13,065	130.65%
277 Victim Impact Panel	\$ -	\$ -	\$ -	\$ 7,617	N/A
278 Juvenile Justice Donation Fund	\$ -	\$ 700	\$ 700	\$ 836	119.39%
490 Coroner	\$ 12,450	\$ 170,027	\$ 146,989	\$ 191,753	130.45%
289 Coroner Administration	\$ 12,450	\$ 170,027	\$ 146,989	\$ 191,743	130.45%
701 Elder Fatality Review Team	\$ -	\$ -	\$ -	\$ 9	N/A

Kane County Revenue Report - Summary
Through November 30, 2022 (100.0% YTD) DRAFT

	Current Month Transactions	Total Amended Budget	Total Amended Budget excluding Cash on Hand	YTD Actual Transactions	Total % Received
500 Animal Control	\$ 69,186	\$ 1,000,452	\$ 1,000,452	\$ 1,038,263	103.78%
290 Animal Control	\$ 69,186	\$ 1,000,452	\$ 1,000,452	\$ 1,038,263	103.78%
520 Transportation	\$ 10,202,586	\$ 105,312,584	\$ 54,920,575	\$ 57,121,520	104.01%
300 County Highway	\$ 111,732	\$ 9,342,233	\$ 6,449,159	\$ 6,241,429	96.78%
301 County Bridge	\$ 2,937	\$ 420,000	\$ 359,295	\$ 355,832	99.04%
302 Motor Fuel Tax	\$ 3,589,427	\$ 30,911,128	\$ 17,640,372	\$ 18,327,848	103.90%
303 County Highway Matching	\$ 612	\$ 88,248	\$ 72,025	\$ 67,751	94.07%
304 Motor Fuel Local Option	\$ 1,665,728	\$ 14,188,500	\$ 10,010,000	\$ 8,532,734	85.24%
305 Transportation Sales Tax	\$ 3,949,605	\$ 38,998,325	\$ 18,429,000	\$ 19,288,664	104.66%
515 Longmeadow Bond Construction	\$ -	\$ 636,842	\$ -	\$ 21	N/A
540 Transportation Capital	\$ 4,508	\$ 793,612	\$ 4,000	\$ 123,655	3,091.37%
550 Aurora Area Impact Fees	\$ -	\$ 712,000	\$ -	\$ 4,571	N/A
551 Campton Hills Impact Fees	\$ -	\$ 43,500	\$ -	\$ 7,890	N/A
552 Greater Elgin Impact Fees	\$ -	\$ 579,194	\$ -	\$ 1,258	N/A
553 Northwest Impact Fees	\$ -	\$ 369,500	\$ -	\$ 1,465	N/A
554 Southwest Impact Fees	\$ -	\$ 156,431	\$ -	\$ 337	N/A
555 Tri-Cities Impact Fees	\$ -	\$ 54,493	\$ -	\$ 11,295	N/A
556 Upper Fox Impact Fees	\$ -	\$ 350,000	\$ -	\$ 3,748	N/A
557 West Central Impact Fees	\$ -	\$ 42,100	\$ -	\$ 88	N/A
558 North Impact Fees	\$ 553,955	\$ 2,831,248	\$ 928,500	\$ 2,251,894	242.53%
559 Central Impact Fees	\$ 57,229	\$ 2,102,993	\$ 508,793	\$ 663,879	130.48%
560 South Impact Fees	\$ 266,854	\$ 2,692,237	\$ 519,431	\$ 1,237,163	238.18%
580 Health	\$ 1,052,779	\$ 13,088,062	\$ 12,321,794	\$ 13,404,590	108.79%
350 County Health	\$ 935,862	\$ 12,517,832	\$ 11,789,157	\$ 12,829,326	108.82%
351 Kane Kares	\$ 116,917	\$ 570,230	\$ 532,637	\$ 575,264	108.00%
660 Veterans' Commission	\$ 2,868	\$ 349,293	\$ 309,145	\$ 307,814	99.57%
380 Veterans' Commission	\$ 2,868	\$ 349,293	\$ 309,145	\$ 307,814	99.57%
670 Environmental Management	\$ 83,073	\$ 833,035	\$ 629,915	\$ 808,127	128.29%
001 General Fund	\$ 7,765	\$ 71,000	\$ 71,000	\$ 72,779	102.51%
420 Stormwater Management	\$ 2,500	\$ 128,614	\$ 4,751	\$ 294,475	6,198.16%
421 Elec Agg Civic Contribution	\$ 52,589	\$ 381,868	\$ 381,868	\$ 294,164	77.03%
650 Enterprise Surcharge	\$ 20,219	\$ 251,553	\$ 172,296	\$ 146,693	85.14%
751 Subdivision Review Escrow	\$ -	\$ -	\$ -	\$ 16	N/A

Kane County Revenue Report - Summary
Through November 30, 2022 (100.0% YTD) DRAFT

	Current Month Transactions	Total Amended Budget	Total Amended Budget excluding Cash on Hand	YTD Actual Transactions	Total % Received
690 Development	\$ 1,926,950	\$ 25,102,997	\$ 18,350,539	\$ 18,727,805	102.06%
001 General Fund	\$ 238,918	\$ 1,813,350	\$ 1,813,350	\$ 1,874,464	103.37%
400 Economic Development	\$ -	\$ 199,970	\$ 58,926	\$ 59,116	100.32%
401 Community Dev Block Program	\$ 244,549	\$ 1,441,635	\$ 1,441,635	\$ 1,734,073	120.29%
402 HOME Program	\$ 361,771	\$ 1,120,710	\$ 1,120,710	\$ 1,103,903	98.50%
403 Unincorporated Stormwater Mgmt	\$ -	\$ 55,000	\$ 4,040	\$ 402	9.95%
404 Homeless Management Info Systems	\$ 22,824	\$ 166,434	\$ 166,434	\$ 169,017	101.55%
405 Cost Share Drainage	\$ -	\$ 167,000	\$ 154,914	\$ 160,243	103.44%
406 OCR & Recovery Act Programs	\$ -	\$ 55,003	\$ 55,000	\$ 59,378	107.96%
407 Quality of Kane Grants	\$ -	\$ 30,110	\$ 10,110	\$ 112	1.11%
408 Neighborhood Stabilization Progr	\$ -	\$ 208	\$ 208	\$ 34,680	16,673.08%
409 Continuum of Care Planning Grant	\$ 39,501	\$ 81,773	\$ 81,773	\$ 81,773	100.00%
410 Elgin CDBG	\$ 92,096	\$ 765,960	\$ 765,960	\$ 474,950	62.01%
411 Emergency Rental Assistance	\$ -	\$ 290,503	\$ 5,000	\$ 58	1.16%
412 Emergency Rental Assistance #2	\$ -	\$ 15,545,553	\$ 9,319,892	\$ 10,873,656	116.67%
413 CDBG-CV	\$ 923,666	\$ 1,900,916	\$ 1,900,916	\$ 925,601	48.69%
414 Home - ARP	\$ 518	\$ -	\$ -	\$ 3,121	N/A
415 Homeless Prevention Program	\$ -	\$ 416,049	\$ 416,049	\$ 244,914	58.87%
425 Blighted Structure Demolition	\$ -	\$ 120,000	\$ 120,000	\$ 437	0.36%
435 Growing for Kane	\$ -	\$ 10,000	\$ 5,000	\$ 24,064	481.28%
520 Mill Creek Special Service Area	\$ 2,902	\$ 884,603	\$ 884,603	\$ 882,019	99.71%
521 Bowes Creek Special Service Area	\$ -	\$ 5	\$ 5	\$ 3	56.60%
5300 Sunvale SBA SW 37	\$ -	\$ -	\$ -	\$ 6	N/A
5301 Middle Creek SBA SW38	\$ -	\$ -	\$ -	\$ 5	N/A
5302 Shirewood Farm SSA SW39	\$ -	\$ 110	\$ 110	\$ 110	100.35%
5303 Ogden Gardens SBA SW40	\$ -	\$ -	\$ -	\$ 15	N/A
5304 Wildwood West SBA SW41	\$ 2	\$ 10,000	\$ 10,000	\$ 9,888	98.88%
5306 Cheval DeSelle Venetian SBA SW43	\$ -	\$ 7,482	\$ 2,200	\$ 2,070	94.11%
5308 Plank Road Estates SBA SW45	\$ -	\$ 4,856	\$ 1,775	\$ 1,782	100.40%
5310 Exposition View SBA SW47	\$ 63	\$ 4,338	\$ 500	\$ 566	113.21%
5311 Pasadena Drive SBA SW48	\$ 112	\$ 2,880	\$ 2,880	\$ 2,776	96.38%
5312 Tamara Dittman SBA SW 50	\$ -	\$ 1,215	\$ 1,215	\$ 1,214	99.95%
5313 Church Molitor SSA SA 52	\$ -	\$ 3,334	\$ 3,334	\$ 3,334	100.00%
5314 45W185 Plank Road SSA SW 54	\$ 29	\$ 4,000	\$ 4,000	\$ 57	1.43%
760 Debt Service	\$ -	\$ 6,059,320	\$ 4,163,733	\$ 4,051,237	97.30%
601 Public Building Commission	\$ -	\$ 79,464	\$ 79,464	\$ 77,307	97.29%
610 Capital Improvement Debt Service	\$ -	\$ 202,202	\$ 2,224	\$ -	0.00%
620 Motor Fuel Tax Debt Service	\$ -	\$ 303,875	\$ 1,176	\$ 671	57.06%
621 Transit Sales Tax Debt Service	\$ -	\$ 175,415	\$ 700	\$ 387	55.32%
622 Recovery Zone Bond Debt Service	\$ -	\$ 161,457	\$ 161,457	\$ 59,667	36.96%
623 JJC/AJC Refunding Debt Service	\$ -	\$ 2,954,142	\$ 2,954,142	\$ 2,949,239	99.83%
624 Longmeadow Debt Service	\$ -	\$ 963,995	\$ 963,995	\$ 963,995	100.00%
625 Longmeadow Debt Srv - Cap Int	\$ -	\$ 1,218,770	\$ 575	\$ (29)	(5.10%)

Kane County Revenue Report - Summary
Through November 30, 2022 (100.0% YTD) DRAFT

	Current Month Transactions	Total Amended Budget	Total Amended Budget excluding Cash on Hand	YTD Actual Transactions	Total % Received
800 Other- Countywide Expenses	\$ 9,186,211	\$ 120,855,225	\$ 66,112,034	\$ 137,001,071	207.23%
100 County Automation	\$ 569	\$ 6,975	\$ 6,975	\$ 7,226	103.60%
110 Illinois Municipal Retirement	\$ 64,507	\$ 7,408,796	\$ 7,184,113	\$ 7,204,198	100.28%
111 FICA/Social Security	\$ 44,819	\$ 4,937,345	\$ 4,867,432	\$ 4,950,381	101.70%
112 Special Reserve	\$ -	\$ 559,074	\$ 33,600	\$ 791	2.35%
113 Emergency Reserve	\$ -	\$ 20,960	\$ 20,960	\$ 11,608	55.38%
114 Property Tax Freeze Protection	\$ -	\$ 1,665,750	\$ 8,000	\$ 11,331	141.63%
125 Public Safety Sales Tax	\$ 374,254	\$ 3,551,850	\$ 1,721,760	\$ 1,986,652	115.38%
127 Judicial Technology Sales Tax	\$ 249,502	\$ 1,146,600	\$ 1,146,600	\$ 1,323,019	115.39%
353 Coronavirus Relief Fund	\$ -	\$ -	\$ -	\$ 15	N/A
355 American Rescue Plan	\$ -	\$ 30,411,786	\$ -	\$ 87,239,109	N/A
356 ARP Recoupment of Lost Revenue	\$ 6,808,093	\$ 26,244,524	\$ 22,993,785	\$ 10,637,860	46.26%
357 COVID Payroll Reimbursement	\$ -	\$ 7,989,615	\$ -	\$ 30,772	N/A
358 FEMA PA Administration	\$ -	\$ 250,000	\$ 250,000	\$ 250,000	100.00%
500 Capital Projects	\$ 21,395	\$ 13,298,450	\$ 4,983,309	\$ 4,540,988	91.12%
501 Judicial Facility Construction	\$ 61,889	\$ 1,198,000	\$ 730,000	\$ 866,226	118.66%
510 Capital Improvement Bond Const	\$ -	\$ 840	\$ 840	\$ 27	3.16%
652 Health Insurance Fund	\$ 1,561,183	\$ 22,164,660	\$ 22,164,660	\$ 17,940,869	80.94%
900 Contingency	\$ -	\$ 13,424	\$ 13,424	\$ 7,435	55.39%
660 Working Cash	\$ -	\$ 13,424	\$ 13,424	\$ 7,435	55.39%
Grand Total	\$ 36,049,515	\$ 413,682,077	\$ 289,624,445	\$ 368,129,364	127.11%

Kane County Expenditure Report - Summary
Through November 30, 2022 (100.0% YTD, 100.00% Payroll Expense through Pay Period Ending 11/26/2022) DRAFT

	Current Month	Total Amended	Total Amended	YTD Actual	YTD	Total % Used
	Transactions	Budget	excl. Net	Transactions	Encumbrances	
			Income			
010 County Board	\$ 246,251	\$ 10,543,264	\$ 10,543,264	\$ 4,458,132	13,141	42.28%
001 General Fund	\$ 109,039	\$ 1,374,606	\$ 1,374,606	\$ 1,293,802	0	94.12%
120 Grand Victoria Casino Elgin	\$ 126,984	\$ 2,948,689	\$ 2,948,689	\$ 2,815,181	0	95.47%
430 Farmland Preservation	\$ 10,228	\$ 6,219,969	\$ 6,219,969	\$ 349,150	13,141	5.61%
040 Finance	\$ 93,202	\$ 1,488,976	\$ 1,488,976	\$ 1,308,577	88	87.88%
001 General Fund	\$ 93,202	\$ 1,488,976	\$ 1,488,976	\$ 1,308,577	88	87.88%
060 Information Technologies	\$ 532,464	\$ 6,938,073	\$ 6,938,073	\$ 5,931,753	16,745	85.50%
001 General Fund	\$ 413,339	\$ 4,603,146	\$ 4,603,146	\$ 4,029,866	6,542	87.55%
101 Geographic Information Systems	\$ 76,838	\$ 1,863,491	\$ 1,863,491	\$ 1,527,033	7,840	81.94%
354 Mass Vaccination Fund	\$ -	\$ 167,604	\$ 167,604	\$ 5,951	0	3.55%
385 IL Counties Information Mgmt	\$ 1,349	\$ 4,001	\$ 4,001	\$ 2,988	0	74.67%
390 Web Technical Services	\$ 40,939	\$ 299,831	\$ 299,831	\$ 365,916	2,363	122.04%
080 Building Management	\$ 960,198	\$ 6,495,347	\$ 6,495,347	\$ 5,534,628	105,335	85.21%
001 General Fund	\$ 959,776	\$ 6,253,247	\$ 6,253,247	\$ 5,504,959	105,335	88.03%
354 Mass Vaccination Fund	\$ 422	\$ 242,100	\$ 242,100	\$ 29,669	0	12.25%
120 Human Resource Management	\$ 2,936,507	\$ 4,463,785	\$ 4,463,785	\$ 6,316,394	22,659	141.50%
001 General Fund	\$ 20,469	\$ 331,440	\$ 331,440	\$ 204,599	0	61.73%
010 Insurance Liability	\$ 2,916,038	\$ 4,131,361	\$ 4,131,361	\$ 6,110,751	22,659	147.91%
246 Employee Events Fund	\$ -	\$ 984	\$ 984	\$ 1,044	0	106.09%
140 County Auditor	\$ 20,140	\$ 298,372	\$ 298,372	\$ 255,986	0	85.79%
001 General Fund	\$ 20,140	\$ 298,372	\$ 298,372	\$ 255,986	0	85.79%

Kane County Expenditure Report - Summary
Through November 30, 2022 (100.0% YTD, 100.00% Payroll Expense through Pay Period Ending 11/26/2022) DRAFT

	Current Month	Total Amended	Total Amended	YTD Actual	YTD	Total % Used
	Transactions	Budget	excl. Net Income	Transactions	Encumbrances	
150 Treasurer/Collector	\$ 200,116	\$ 1,158,218	\$ 1,082,703	\$ 987,351	119	91.19%
001 General Fund	\$ 100,850	\$ 913,508	\$ 837,993	\$ 839,025	119	100.12%
150 Tax Sale Automation	\$ 2,752	\$ 148,195	\$ 148,195	\$ 51,812	(0)	34.96%
268 Sale & Error	\$ 96,515	\$ 96,515	\$ 96,515	\$ 96,515	0	100.00%
170 Supervisor of Assessments	\$ 85,745	\$ 1,276,263	\$ 1,276,263	\$ 1,141,545	3,060	89.44%
001 General Fund	\$ 85,745	\$ 1,276,263	\$ 1,276,263	\$ 1,141,545	3,060	89.44%
190 County Clerk	\$ 631,966	\$ 5,181,458	\$ 5,033,313	\$ 4,738,485	16,335	94.14%
001 General Fund	\$ 620,978	\$ 4,010,837	\$ 4,010,837	\$ 4,569,251	16,335	113.92%
160 Vital Records Automation	\$ 10,988	\$ 320,621	\$ 172,476	\$ 169,234	0	98.12%
161 Election Equipment Fund	\$ -	\$ 850,000	\$ 850,000	\$ -	0	0.00%
210 Recorder	\$ 138,520	\$ 2,206,605	\$ 2,206,605	\$ 1,814,305	0	82.22%
001 General Fund	\$ 54,371	\$ 821,613	\$ 821,613	\$ 655,256	0	79.75%
170 Recorder's Automation	\$ 84,149	\$ 1,384,992	\$ 1,384,992	\$ 1,159,049	0	83.69%
230 Regional Office of Education	\$ 40,407	\$ 413,531	\$ 413,531	\$ 404,773	0	97.88%
001 General Fund	\$ 40,407	\$ 413,531	\$ 413,531	\$ 404,773	0	97.88%
240 Judiciary and Courts	\$ 389,852	\$ 3,839,533	\$ 3,832,183	\$ 3,634,774	0	94.85%
001 General Fund	\$ 364,016	\$ 3,626,304	\$ 3,626,304	\$ 3,478,480	0	95.92%
195 Children's Waiting Room	\$ 25,187	\$ 137,755	\$ 137,755	\$ 135,394	0	98.29%
196 D.U.I.	\$ -	\$ 12,580	\$ 5,230	\$ -	0	0.00%
197 Foreclosure Mediation Fund	\$ 650	\$ 58,590	\$ 58,590	\$ 20,900	0	35.67%
492 Marriage Fees	\$ -	\$ 4,304	\$ 4,304	\$ -	0	0.00%
250 Circuit Clerk	\$ 554,673	\$ 7,999,436	\$ 7,933,936	\$ 6,016,528	0	75.83%
001 General Fund	\$ 308,199	\$ 4,182,284	\$ 4,182,284	\$ 3,655,088	0	87.39%
200 Court Automation	\$ 67,417	\$ 1,290,154	\$ 1,290,154	\$ 748,833	0	58.04%
201 Court Document Storage	\$ 89,896	\$ 1,311,614	\$ 1,311,614	\$ 890,347	0	67.88%
202 Child Support	\$ 25,797	\$ 291,012	\$ 291,012	\$ 158,911	0	54.61%
203 Circuit Clerk Admin Services	\$ 54,680	\$ 513,135	\$ 513,135	\$ 378,809	0	73.82%
204 Circuit Clk Electronic Citation	\$ 8,684	\$ 335,737	\$ 335,737	\$ 184,538	0	54.97%
205 Circuit Ct Clerk Op and Admin	\$ -	\$ 75,500	\$ 10,000	\$ -	0	0.00%
300 State's Attorney	\$ 1,059,211	\$ 14,874,088	\$ 14,674,245	\$ 12,490,225	36,218	85.12%
001 General Fund	\$ 709,463	\$ 8,726,559	\$ 8,726,559	\$ 8,224,757	35,013	94.25%
010 Insurance Liability	\$ 134,766	\$ 1,956,370	\$ 1,956,370	\$ 1,546,981	0	79.07%
220 Title IV-D	\$ 52,330	\$ 894,540	\$ 894,540	\$ 674,613	0	75.41%
221 Drug Prosecution	\$ 28,448	\$ 461,696	\$ 461,696	\$ 307,491	0	66.60%
222 Victim Coordinator Services	\$ 11,050	\$ 186,328	\$ 131,593	\$ 124,933	0	94.94%
223 Domestic Violence	\$ 20,927	\$ 336,813	\$ 336,383	\$ 269,772	0	80.20%
225 Auto Theft Task Force	\$ -	\$ 339	\$ -	\$ -	0	N/A
226 Weed and Seed	\$ -	\$ 129	\$ -	\$ -	0	N/A
230 Child Advocacy Center	\$ 95,918	\$ 1,747,782	\$ 1,620,215	\$ 1,234,915	425	76.22%
231 Equitable Sharing Program	\$ -	\$ 55,000	\$ 55,000	\$ -	780	0.00%
232 State's Atty Records Automation	\$ 3,625	\$ 110,522	\$ 93,879	\$ 55,458	0	59.07%
233 Bad Check Restitution	\$ -	\$ 25,000	\$ 25,000	\$ -	0	0.00%
234 Drug Asset Forfeiture	\$ -	\$ 85,000	\$ 85,000	\$ -	0	0.00%
235 State's Attorney Employee Events	\$ -	\$ 10	\$ 10	\$ -	0	0.00%
236 Child Advocacy Advisory Board	\$ -	\$ 26,000	\$ 26,000	\$ -	0	0.00%
237 Money Laundering - State's Atty	\$ -	\$ 175,000	\$ 175,000	\$ -	0	0.00%
490 Kane County Law Enforcement	\$ 2,683	\$ 87,000	\$ 87,000	\$ 51,304	0	58.97%
360 Public Defender	\$ 347,211	\$ 4,633,863	\$ 4,633,863	\$ 4,265,801	0	92.06%
001 General Fund	\$ 347,211	\$ 4,632,863	\$ 4,632,863	\$ 4,265,801	0	92.08%
244 Public Defender Rec Automation	\$ -	\$ 1,000	\$ 1,000	\$ -	0	0.00%

Kane County Expenditure Report - Summary
Through November 30, 2022 (100.0% YTD, 100.00% Payroll Expense through Pay Period Ending 11/26/2022) DRAFT

	Current Month	Total Amended	Total Amended	YTD Actual	YTD	Total % Used
	Transactions	Budget	excl. Net Income	Transactions	Encumbrances	
370 Law Library	\$ 61,451	\$ 313,209	\$ 313,209	\$ 350,568	0	111.93%
250 Law Library	\$ 61,451	\$ 313,209	\$ 313,209	\$ 350,568	0	111.93%
380 Sheriff	\$ 4,417,151	\$ 39,436,133	\$ 38,114,262	\$ 38,121,494	221,076	100.02%
001 General Fund	\$ 4,269,731	\$ 37,233,752	\$ 37,233,752	\$ 37,467,877	179,128	100.63%
128 Sheriff's Vehicle & Equipment	\$ 73,817	\$ 1,321,426	\$ -	\$ 73,817	0	N/A
247 EMA Volunteer Fund	\$ 157	\$ 3,125	\$ 2,750	\$ 5,260	0	191.26%
248 KC Emergency Planning	\$ -	\$ 2,000	\$ 1,930	\$ -	0	0.00%
249 Bomb Squad SWAT	\$ -	\$ 1,000	\$ 1,000	\$ -	0	0.00%
251 Canteen Commission	\$ -	\$ 400,000	\$ 400,000	\$ -	0	0.00%
252 Sheriff DEF Federal - DOJ	\$ -	\$ 45,000	\$ 45,000	\$ -	0	0.00%
253 County Sheriff DEF Local	\$ -	\$ 40,000	\$ 40,000	\$ -	0	0.00%
254 FATS	\$ -	\$ 1,200	\$ 1,200	\$ -	0	0.00%
255 K-9 Unit	\$ -	\$ 30,000	\$ 30,000	\$ -	0	0.00%
256 Vehicle Maintenance/Purchase	\$ -	\$ 6,000	\$ 6,000	\$ -	0	0.00%
257 Sheriff DUI Fund	\$ -	\$ 32,000	\$ 32,000	\$ -	0	0.00%
258 Sheriffs Office Money Laundering	\$ -	\$ 5,000	\$ 5,000	\$ -	0	0.00%
259 Transportation Safety Highway HB	\$ -	\$ 10,000	\$ 10,000	\$ -	0	0.00%
262 AJF Medical Cost	\$ 8,968	\$ 25,040	\$ 25,040	\$ 25,040	0	100.00%
263 Sheriff Civil Operations	\$ -	\$ 15,500	\$ 15,500	\$ -	0	0.00%
264 Cannabis Regulation - Local	\$ 9,248	\$ 65,090	\$ 65,090	\$ 79,523	0	122.17%
265 Sheriff DEF Federal - Treasury	\$ 26,767	\$ -	\$ -	\$ 259,196	41,948	N/A
354 Mass Vaccination Fund	\$ -	\$ 200,000	\$ 200,000	\$ -	0	0.00%
702 Sheriff's Detail Escrow	\$ 28,463	\$ -	\$ -	\$ 210,781	0	N/A
420 Merit Commission	\$ 7,147	\$ 100,568	\$ 100,568	\$ 84,974	0	84.49%
001 General Fund	\$ 7,147	\$ 100,568	\$ 100,568	\$ 84,974	0	84.49%

Kane County Expenditure Report - Summary
Through November 30, 2022 (100.0% YTD, 100.00% Payroll Expense through Pay Period Ending 11/26/2022) DRAFT

	Current Month	Total Amended	Total Amended	YTD Actual	YTD	Total % Used
	Transactions	Budget	excl. Net Income	Transactions	Encumbrances	
425 Kane Comm	\$ 239,437	\$ 2,299,600	\$ 2,285,804	\$ 2,382,292	14,500	104.22%
269 Kane Comm	\$ 239,437	\$ 2,299,600	\$ 2,285,804	\$ 2,382,292	14,500	104.22%
430 Court Services	\$ 1,346,710	\$ 16,080,382	\$ 16,080,382	\$ 14,554,788	24,615	90.51%
001 General Fund	\$ 1,205,420	\$ 13,685,065	\$ 13,685,065	\$ 13,081,829	24,615	95.59%
270 Probation Services	\$ 86,079	\$ 1,682,100	\$ 1,682,100	\$ 1,157,788	0	68.83%
271 Substance Abuse Screening	\$ 660	\$ 80,000	\$ 80,000	\$ 29,570	0	36.96%
273 Drug Court Special Resources	\$ 54,453	\$ 622,517	\$ 622,517	\$ 285,340	0	45.84%
276 Probation Victim Services	\$ -	\$ 10,000	\$ 10,000	\$ -	0	0.00%
278 Juvenile Justice Donation Fund	\$ 97	\$ 700	\$ 700	\$ 262	0	37.36%
490 Coroner	\$ 295,592	\$ 1,669,970	\$ 1,669,970	\$ 1,693,220	48,164	101.39%
001 General Fund	\$ 271,188	\$ 1,499,943	\$ 1,499,943	\$ 1,559,892	0	104.00%
289 Coroner Administration	\$ 24,404	\$ 170,027	\$ 170,027	\$ 133,328	48,164	78.42%
500 Animal Control	\$ 127,496	\$ 1,000,452	\$ 999,787	\$ 970,848	9,358	97.11%
290 Animal Control	\$ 127,496	\$ 1,000,452	\$ 999,787	\$ 970,848	9,358	97.11%
520 Transportation	\$ 8,788,849	\$ 105,312,584	\$ 105,253,410	\$ 33,886,266	85,520,054	32.19%
300 County Highway	\$ 794,704	\$ 9,342,233	\$ 9,342,233	\$ 6,424,742	2,954,487	68.77%
301 County Bridge	\$ 134,618	\$ 420,000	\$ 420,000	\$ 444,359	127,915	105.80%
302 Motor Fuel Tax	\$ 866,143	\$ 30,911,128	\$ 30,911,128	\$ 6,230,810	29,838,143	20.16%
303 County Highway Matching	\$ -	\$ 88,248	\$ 88,248	\$ 81,146	7,102	91.95%
304 Motor Fuel Local Option	\$ 3,126,252	\$ 14,188,500	\$ 14,188,500	\$ 10,593,887	9,988,620	74.67%
305 Transportation Sales Tax	\$ 2,171,899	\$ 38,998,325	\$ 38,998,325	\$ 7,694,352	41,304,648	19.73%
515 Longmeadow Bond Construction	\$ -	\$ 636,842	\$ 636,842	\$ 115,263	0	18.10%
540 Transportation Capital	\$ 3,134	\$ 793,612	\$ 793,612	\$ 201,374	251,362	25.37%
550 Aurora Area Impact Fees	\$ -	\$ 712,000	\$ 712,000	\$ -	0	0.00%
551 Campton Hills Impact Fees	\$ -	\$ 43,500	\$ 43,500	\$ -	0	0.00%
552 Greater Elgin Impact Fees	\$ 288,000	\$ 579,194	\$ 579,194	\$ 384,077	149,118	66.31%
553 Northwest Impact Fees	\$ 345,000	\$ 369,500	\$ 369,500	\$ 345,000	0	93.37%
554 Southwest Impact Fees	\$ 42,181	\$ 156,431	\$ 156,431	\$ 152,181	0	97.28%
555 Tri-Cities Impact Fees	\$ 16,993	\$ 54,493	\$ 54,493	\$ 43,079	(0)	79.05%
556 Upper Fox Impact Fees	\$ 250,000	\$ 350,000	\$ 350,000	\$ 250,000	0	71.43%
557 West Central Impact Fees	\$ -	\$ 42,100	\$ 42,100	\$ -	0	0.00%
558 North Impact Fees	\$ 717,482	\$ 2,831,248	\$ 2,831,248	\$ 743,633	21,377	26.27%
559 Central Impact Fees	\$ 16,914	\$ 2,102,993	\$ 2,086,000	\$ 22,086	22,868	1.06%
560 South Impact Fees	\$ 15,529	\$ 2,692,237	\$ 2,650,056	\$ 160,279	854,414	6.05%
580 Health	\$ 1,576,038	\$ 13,108,395	\$ 13,108,395	\$ 11,310,994	(352,097)	86.29%
350 County Health	\$ 1,530,219	\$ 12,517,832	\$ 12,517,832	\$ 10,752,772	(352,097)	85.90%
351 Kane Kares	\$ 45,326	\$ 570,230	\$ 570,230	\$ 500,528	(0)	87.78%
354 Mass Vaccination Fund	\$ 493	\$ 20,333	\$ 20,333	\$ 57,694	0	283.75%

Kane County Expenditure Report - Summary
Through November 30, 2022 (100.0% YTD, 100.00% Payroll Expense through Pay Period Ending 11/26/2022) DRAFT

	Current Month	Total Amended	Total Amended	YTD Actual	YTD	Total % Used
	Transactions	Budget	excl. Net Income	Transactions	Encumbrances	
660 Veterans' Commission	\$ 23,547	\$ 349,293	\$ 349,293	\$ 308,462	0	88.31%
380 Veterans' Commission	\$ 23,547	\$ 349,293	\$ 349,293	\$ 308,462	0	88.31%
670 Environmental Management	\$ 88,840	\$ 1,318,033	\$ 1,037,955	\$ 785,285	48,236	75.66%
001 General Fund	\$ 44,221	\$ 555,998	\$ 555,998	\$ 547,951	64	98.55%
420 Stormwater Management	\$ 917	\$ 128,614	\$ 128,614	\$ 24,127	0	18.76%
421 Elec Agg Civic Contribution	\$ 3,896	\$ 381,868	\$ 101,790	\$ 30,896	0	30.35%
650 Enterprise Surcharge	\$ 39,807	\$ 251,553	\$ 251,553	\$ 182,311	48,172	72.47%
690 Development	\$ 2,158,949	\$ 24,473,762	\$ 24,349,135	\$ 12,995,092	71,826	53.37%
001 General Fund	\$ 90,869	\$ 1,184,115	\$ 1,184,115	\$ 1,121,855	0	94.74%
400 Economic Development	\$ 5,162	\$ 199,970	\$ 199,970	\$ 111,521	0	55.77%
401 Community Dev Block Program	\$ 509,833	\$ 1,441,635	\$ 1,441,635	\$ 1,733,546	0	120.25%
402 HOME Program	\$ 426,354	\$ 1,120,710	\$ 1,120,710	\$ 1,103,977	0	98.51%
403 Unincorporated Stormwater Mgmt	\$ -	\$ 55,000	\$ 55,000	\$ 2,920	0	5.31%
404 Homeless Management Info Systems	\$ 10,081	\$ 166,434	\$ 166,434	\$ 138,466	0	83.20%
405 Cost Share Drainage	\$ 99	\$ 167,000	\$ 167,000	\$ 103,401	70,606	61.92%
406 OCR & Recovery Act Programs	\$ 38,418	\$ 55,003	\$ 55,003	\$ 81,046	0	147.35%
407 Quality of Kane Grants	\$ -	\$ 30,110	\$ 30,110	\$ 7,200	0	23.91%
408 Neighborhood Stabilization Progr	\$ -	\$ 208	\$ -	\$ -	0	N/A
409 Continuum of Care Planning Grant	\$ 6,492	\$ 81,773	\$ 81,773	\$ 86,105	0	105.30%
410 Elgin CDBG	\$ 52,967	\$ 765,960	\$ 765,960	\$ 475,222	0	62.04%
411 Emergency Rental Assistance	\$ -	\$ 290,503	\$ 290,503	\$ 42,792	(0)	14.73%
412 Emergency Rental Assistance #2	\$ 4,111	\$ 15,545,553	\$ 15,545,553	\$ 6,037,584	0	38.84%
413 CDBG-CV	\$ 923,666	\$ 1,900,916	\$ 1,900,916	\$ 925,601	0	48.69%
414 Home - ARP	\$ 517	\$ -	\$ -	\$ 3,746	0	N/A
415 Homeless Prevention Program	\$ 25,519	\$ 416,049	\$ 416,049	\$ 335,031	0	80.53%
425 Blighted Structure Demolition	\$ -	\$ 120,000	\$ 120,000	\$ 19,140	0	15.95%
435 Growing for Kane	\$ -	\$ 10,000	\$ 10,000	\$ 720	0	7.20%
520 Mill Creek Special Service Area	\$ 64,860	\$ 884,603	\$ 760,189	\$ 663,769	1,220	87.32%
521 Bowes Creek Special Service Area	\$ -	\$ 5	\$ -	\$ -	0	N/A
5302 Shirewood Farm SSA SW39	\$ -	\$ 110	\$ 110	\$ -	0	0.00%
5304 Wildwood West SBA SW41	\$ -	\$ 10,000	\$ 10,000	\$ 1,450	0	14.50%
5306 Cheval DeSelle Venetian SBA SW43	\$ -	\$ 7,482	\$ 7,482	\$ -	0	0.00%
5308 Plank Road Estates SBA SW45	\$ -	\$ 4,856	\$ 4,856	\$ -	0	0.00%
5310 Exposition View SBA SW47	\$ -	\$ 4,338	\$ 4,338	\$ -	0	0.00%
5311 Pasadena Drive SBA SW48	\$ -	\$ 2,880	\$ 2,880	\$ -	0	0.00%
5312 Tamara Dittman SBA SW 50	\$ -	\$ 1,215	\$ 1,215	\$ -	0	0.00%
5313 Church Molitor SSA SA 52	\$ -	\$ 3,334	\$ 3,334	\$ -	0	0.00%
5314 45W185 Plank Road SSA SW 54	\$ -	\$ 4,000	\$ 4,000	\$ -	0	0.00%
760 Debt Service	\$ 3,018,381	\$ 6,059,320	\$ 5,938,926	\$ 6,637,905	0	111.77%
601 Public Building Commission	\$ -	\$ 79,464	\$ -	\$ -	0	N/A
610 Capital Improvement Debt Service	\$ -	\$ 202,202	\$ 202,202	\$ 202,202	0	100.00%
620 Motor Fuel Tax Debt Service	\$ -	\$ 303,875	\$ 302,699	\$ 302,699	0	100.00%
621 Transit Sales Tax Debt Service	\$ -	\$ 175,415	\$ 174,715	\$ 174,715	0	100.00%
622 Recovery Zone Bond Debt Service	\$ 99,920	\$ 161,457	\$ 122,403	\$ 222,323	0	181.63%
623 JJC/AJC Refunding Debt Service	\$ 2,918,461	\$ 2,954,142	\$ 2,954,142	\$ 5,735,966	0	194.17%
624 Longmeadow Debt Service	\$ -	\$ 963,995	\$ 963,995	\$ -	0	0.00%
625 Longmeadow Debt Srv - Cap Int	\$ -	\$ 1,218,770	\$ 1,218,770	\$ -	0	0.00%

Kane County Expenditure Report - Summary
Through November 30, 2022 (100.0% YTD, 100.00% Payroll Expense through Pay Period Ending 11/26/2022) DRAFT

	Current Month Transactions	Total Amended Budget	Total Amended Budget excluding Net Income	YTD Actual Transactions	YTD Encumbrances	Total % Used
800 Other- Countywide Expenses	\$ 12,915,646	\$ 128,835,453	\$ 115,928,059	\$ 75,011,174	4,675,252	64.70%
001 General Fund	\$ 380,956	\$ 7,980,228	\$ 7,980,228	\$ 7,854,950	72,016	98.43%
100 County Automation	\$ -	\$ 6,975	\$ 6,975	\$ -	0	0.00%
110 Illinois Municipal Retirement	\$ 568,349	\$ 7,408,796	\$ 7,408,796	\$ 7,093,919	0	95.75%
111 FICA/Social Security	\$ 411,623	\$ 4,937,345	\$ 4,937,345	\$ 4,712,967	0	95.46%
112 Special Reserve	\$ -	\$ 559,074	\$ 525,474	\$ 525,474	0	100.00%
113 Emergency Reserve	\$ -	\$ 20,960	\$ -	\$ -	0	N/A
114 Property Tax Freeze Protection	\$ -	\$ 1,665,750	\$ 1,657,750	\$ 1,657,750	0	100.00%
125 Public Safety Sales Tax	\$ 322,225	\$ 3,551,850	\$ 3,551,850	\$ 2,703,867	260,613	76.13%
127 Judicial Technology Sales Tax	\$ 205,380	\$ 1,146,600	\$ 1,121,391	\$ 1,192,218	0	106.32%
353 Coronavirus Relief Fund	\$ -	\$ -	\$ -	\$ 1,564	(0)	N/A
354 Mass Vaccination Fund	\$ -	\$ -	\$ -	\$ 24,820	0	N/A
355 American Rescue Plan	\$ 7,663,270	\$ 30,411,786	\$ 30,411,786	\$ 16,073,892	(0)	52.85%
356 ARP Recoupment of Lost Revenue	\$ -	\$ 26,244,524	\$ 13,425,739	\$ 3,829,764	0	28.53%
357 COVID Payroll Reimbursement	\$ 18,529	\$ 7,989,615	\$ 7,989,615	\$ 7,989,615	0	100.00%
358 FEMA PA Administration	\$ -	\$ 250,000	\$ 250,000	\$ -	0	0.00%
500 Capital Projects	\$ 1,954,323	\$ 13,298,450	\$ 13,298,450	\$ 4,553,849	4,342,624	34.24%
501 Judicial Facility Construction	\$ -	\$ 1,198,000	\$ 1,198,000	\$ 832,475	0	69.49%
510 Capital Improvement Bond Const	\$ -	\$ 840	\$ -	\$ -	0	N/A
652 Health Insurance Fund	\$ 1,390,991	\$ 22,164,660	\$ 22,164,660	\$ 15,964,050	0	72.02%
900 Contingency	\$ -	\$ 1,514,111	\$ 1,500,687	\$ -	0	0.00%
001 General Fund	\$ -	\$ 1,500,687	\$ 1,500,687	\$ -	0	0.00%
660 Working Cash	\$ -	\$ 13,424	\$ -	\$ -	0	N/A
Grand Total	\$ 43,301,696	\$ 413,682,077	\$ 398,344,301	\$ 258,392,616	90,494,686	64.87%

Kane County Expenditure Report - Detail
Through November 30, 2022 (100.0% YTD, 100.00% Payroll Expense through Pay Period Ending 11/26/2022)
DRAFT

	Current Month	Total Amended	Total Amended	YTD Actual	YTD	Total % Used
	Transactions	Budget	excluding Net	Transactions	Encumbrances	
			Income			
010 County Board	\$ 246,251	\$ 10,543,264	\$ 10,543,264	\$ 4,458,132	\$ 13,141	42.28%
001 General Fund	\$ 109,039	\$ 1,374,606	\$ 1,374,606	\$ 1,293,802	\$ -	94.12%
Personnel Services- Salaries & Wages	\$ 76,379	\$ 995,712	\$ 995,712	\$ 992,067	\$ -	99.63%
Personnel Services- Employee Benefits	\$ 22,311	\$ 293,319	\$ 293,319	\$ 247,481	\$ -	84.37%
Contractual Services	\$ 8,066	\$ 76,075	\$ 76,075	\$ 46,078	\$ -	60.57%
Commodities	\$ 2,284	\$ 9,500	\$ 9,500	\$ 8,175	\$ -	86.06%
120 Grand Victoria Casino Elgin	\$ 126,984	\$ 2,948,689	\$ 2,948,689	\$ 2,815,181	\$ -	95.47%
Personnel Services- Salaries & Wages	\$ 3,534	\$ 49,402	\$ 49,402	\$ 51,961	\$ -	105.18%
Personnel Services- Employee Benefits	\$ 3,141	\$ 66,990	\$ 66,990	\$ 39,187	\$ -	58.50%
Contractual Services	\$ 120,230	\$ 611,467	\$ 611,467	\$ 501,284	\$ -	81.98%
Commodities	\$ 78	\$ 5,053	\$ 5,053	\$ 6,972	\$ -	137.98%
Transfers Out	\$ -	\$ 2,215,777	\$ 2,215,777	\$ 2,215,777	\$ -	100.00%
430 Farmland Preservation	\$ 10,228	\$ 6,219,969	\$ 6,219,969	\$ 349,150	\$ 13,141	5.61%
Personnel Services- Salaries & Wages	\$ 6,028	\$ 62,577	\$ 62,577	\$ 74,736	\$ -	119.43%
Personnel Services- Employee Benefits	\$ 733	\$ 10,630	\$ 10,630	\$ 8,773	\$ -	82.53%
Contractual Services	\$ 3,467	\$ 432,270	\$ 432,270	\$ 28,449	\$ 13,141	6.58%
Capital	\$ -	\$ 5,713,096	\$ 5,713,096	\$ 235,796	\$ -	4.13%
Transfers Out	\$ -	\$ 1,396	\$ 1,396	\$ 1,396	\$ -	100.00%
040 Finance	\$ 93,202	\$ 1,488,976	\$ 1,488,976	\$ 1,308,577	\$ 88	87.88%
001 General Fund	\$ 93,202	\$ 1,488,976	\$ 1,488,976	\$ 1,308,577	\$ 88	87.88%
Personnel Services- Salaries & Wages	\$ 74,600	\$ 1,013,171	\$ 1,013,171	\$ 940,135	\$ -	92.79%
Personnel Services- Employee Benefits	\$ 17,723	\$ 318,817	\$ 318,817	\$ 231,516	\$ -	72.62%
Contractual Services	\$ 421	\$ 152,138	\$ 152,138	\$ 132,195	\$ -	86.89%
Commodities	\$ 458	\$ 4,850	\$ 4,850	\$ 4,731	\$ 88	97.54%

Kane County Expenditure Report - Detail
Through November 30, 2022 (100.0% YTD, 100.00% Payroll Expense through Pay Period Ending 11/26/2022)
DRAFT

	Current Month	Total Amended	Total Amended	YTD Actual	YTD	Total % Used
	Transactions	Budget	excluding Net	Transactions	Encumbrances	
			Income			
060 Information Technologies	\$ 532,464	\$ 6,938,073	\$ 6,938,073	\$ 5,931,753	\$ 16,745	85.50%
001 General Fund	\$ 413,339	\$ 4,603,146	\$ 4,603,146	\$ 4,029,866	\$ 6,542	87.55%
Personnel Services- Salaries & Wages	\$ 237,778	\$ 3,082,414	\$ 3,082,414	\$ 2,973,056	\$ -	96.45%
Personnel Services- Employee Benefits	\$ 43,334	\$ 695,283	\$ 695,283	\$ 523,890	\$ -	75.35%
Contractual Services	\$ 91,311	\$ 715,299	\$ 715,299	\$ 441,007	\$ 1,498	61.65%
Commodities	\$ 40,916	\$ 110,150	\$ 110,150	\$ 91,913	\$ 5,044	83.44%
101 Geographic Information Systems	\$ 76,838	\$ 1,863,491	\$ 1,863,491	\$ 1,527,033	\$ 7,840	81.94%
Personnel Services- Salaries & Wages	\$ 54,195	\$ 775,535	\$ 775,535	\$ 747,543	\$ -	96.39%
Personnel Services- Employee Benefits	\$ 18,601	\$ 262,583	\$ 262,583	\$ 247,339	\$ -	94.19%
Contractual Services	\$ 285	\$ 656,619	\$ 656,619	\$ 459,369	\$ 7,840	69.96%
Commodities	\$ 3,756	\$ 38,200	\$ 38,200	\$ 19,955	\$ -	52.24%
Capital	\$ -	\$ 99,272	\$ 99,272	\$ 21,545	\$ -	21.70%
Transfers Out	\$ -	\$ 31,282	\$ 31,282	\$ 31,282	\$ -	100.00%
354 Mass Vaccination Fund	\$ -	\$ 167,604	\$ 167,604	\$ 5,951	\$ -	3.55%
Contractual Services	\$ -	\$ 44,000	\$ 44,000	\$ 2,256	\$ -	5.13%
Commodities	\$ -	\$ 113,604	\$ 113,604	\$ 3,695	\$ -	3.25%
Capital	\$ -	\$ 10,000	\$ 10,000	\$ -	\$ -	0.00%
385 IL Counties Information Mgmt	\$ 1,349	\$ 4,001	\$ 4,001	\$ 2,988	\$ -	74.67%
Contractual Services	\$ 1,349	\$ 4,001	\$ 4,001	\$ 2,988	\$ -	74.67%
390 Web Technical Services	\$ 40,939	\$ 299,831	\$ 299,831	\$ 365,916	\$ 2,363	122.04%
Contractual Services	\$ 40,939	\$ 299,831	\$ 299,831	\$ 365,916	\$ 2,363	122.04%

Kane County Expenditure Report - Detail
Through November 30, 2022 (100.0% YTD, 100.00% Payroll Expense through Pay Period Ending 11/26/2022)
DRAFT

	Current Month	Total Amended	Total Amended	YTD Actual	YTD	Total % Used
	Transactions	Budget	Budget excluding Net Income	Transactions	Encumbrances	
080 Building Management	\$ 960,198	\$ 6,495,347	\$ 6,495,347	\$ 5,534,628	\$ 105,335	85.21%
001 General Fund	\$ 959,776	\$ 6,253,247	\$ 6,253,247	\$ 5,504,959	\$ 105,335	88.03%
Personnel Services- Salaries & Wages	\$ 106,692	\$ 1,432,990	\$ 1,432,990	\$ 1,254,511	\$ -	87.54%
Personnel Services- Employee Benefits	\$ 18,754	\$ 408,369	\$ 408,369	\$ 212,401	\$ -	52.01%
Contractual Services	\$ 603,947	\$ 2,258,326	\$ 2,258,326	\$ 2,421,209	\$ 95,272	107.21%
Commodities	\$ 230,383	\$ 2,153,562	\$ 2,153,562	\$ 1,616,839	\$ 10,063	75.08%
354 Mass Vaccination Fund	\$ 422	\$ 242,100	\$ 242,100	\$ 29,669	\$ -	12.25%
Contractual Services	\$ 422	\$ 142,100	\$ 142,100	\$ 29,669	\$ -	20.88%
Commodities	\$ -	\$ 100,000	\$ 100,000	\$ -	\$ -	0.00%
120 Human Resource Management	\$ 2,936,507	\$ 4,446,473	\$ 4,446,473	\$ 6,316,394	\$ 22,659	142.05%
001 General Fund	\$ 20,469	\$ 331,440	\$ 331,440	\$ 204,599	\$ -	61.73%
Personnel Services- Salaries & Wages	\$ 14,992	\$ 205,615	\$ 205,615	\$ 159,324	\$ -	77.49%
Personnel Services- Employee Benefits	\$ 3,833	\$ 55,325	\$ 55,325	\$ 29,810	\$ -	53.88%
Contractual Services	\$ 1,020	\$ 63,600	\$ 63,600	\$ 10,471	\$ -	16.46%
Commodities	\$ 624	\$ 6,900	\$ 6,900	\$ 4,995	\$ -	72.39%
010 Insurance Liability	\$ 2,916,038	\$ 4,114,049	\$ 4,114,049	\$ 6,110,751	\$ 22,659	148.53%
Personnel Services- Salaries & Wages	\$ 11,431	\$ 137,077	\$ 137,077	\$ 132,009	\$ -	96.30%
Personnel Services- Employee Benefits	\$ 3,021	\$ 35,959	\$ 35,959	\$ 31,360	\$ -	87.21%
Contractual Services	\$ 2,878,928	\$ 3,937,438	\$ 3,937,438	\$ 5,921,148	\$ -	150.38%
Capital	\$ 22,659	\$ -	\$ -	\$ 22,659	\$ 22,659	N/A
Transfers Out	\$ -	\$ 3,575	\$ 3,575	\$ 3,575	\$ -	100.00%
246 Employee Events Fund	\$ -	\$ 984	\$ 984	\$ 1,044	\$ -	106.09%
Commodities	\$ -	\$ 984	\$ 984	\$ 1,044	\$ -	106.09%
140 County Auditor	\$ 20,140	\$ 298,372	\$ 298,372	\$ 255,986	\$ -	85.79%
001 General Fund	\$ 20,140	\$ 298,372	\$ 298,372	\$ 255,986	\$ -	85.79%
Personnel Services- Salaries & Wages	\$ 16,781	\$ 247,522	\$ 247,522	\$ 231,360	\$ -	93.47%
Personnel Services- Employee Benefits	\$ 924	\$ 29,958	\$ 29,958	\$ 11,050	\$ -	36.88%
Contractual Services	\$ 1,684	\$ 19,642	\$ 19,642	\$ 12,305	\$ -	62.64%
Commodities	\$ 750	\$ 1,250	\$ 1,250	\$ 1,271	\$ -	101.71%

Kane County Expenditure Report - Detail
Through November 30, 2022 (100.0% YTD, 100.00% Payroll Expense through Pay Period Ending 11/26/2022)
DRAFT

	Current Month Transactions	Total Amended Budget	Total Amended Budget excluding Net Income	YTD Actual Transactions	YTD Encumbrances	Total % Used
150 Treasurer/Collector	\$ 200,116	\$ 1,158,218	\$ 1,082,703	\$ 987,351	\$ 119	91.19%
001 General Fund	\$ 100,850	\$ 913,508	\$ 837,993	\$ 839,025	\$ 119	100.12%
Personnel Services- Salaries & Wages	\$ 49,737	\$ 655,980	\$ 655,980	\$ 640,928	\$ -	97.71%
Personnel Services- Employee Benefits	\$ 11,227	\$ 129,133	\$ 129,133	\$ 130,615	\$ -	101.15%
Contractual Services	\$ 38,600	\$ 48,500	\$ 48,500	\$ 60,908	\$ -	125.58%
Commodities	\$ 1,286	\$ 4,380	\$ 4,380	\$ 6,574	\$ 119	150.08%
Contingency and Other	\$ -	\$ 75,515	\$ -	\$ -	\$ -	N/A
150 Tax Sale Automation	\$ 2,752	\$ 148,195	\$ 148,195	\$ 51,812	\$ (0)	34.96%
Personnel Services- Salaries & Wages	\$ -	\$ 35,000	\$ 35,000	\$ 35,671	\$ -	101.92%
Personnel Services- Employee Benefits	\$ -	\$ 2,680	\$ 2,680	\$ 2,729	\$ -	101.82%
Contractual Services	\$ 1,952	\$ 67,015	\$ 67,015	\$ 5,605	\$ -	8.36%
Commodities	\$ 800	\$ 10,000	\$ 10,000	\$ 3,490	\$ -	34.90%
Capital	\$ -	\$ 33,500	\$ 33,500	\$ 4,316	\$ (0)	12.88%
268 Sale & Error	\$ 96,515	\$ 96,515	\$ 96,515	\$ 96,515	\$ -	100.00%
Transfers Out	\$ 96,515	\$ 96,515	\$ 96,515	\$ 96,515	\$ -	100.00%
170 Supervisor of Assessments	\$ 85,745	\$ 1,276,263	\$ 1,276,263	\$ 1,141,545	\$ 3,060	89.44%
001 General Fund	\$ 85,745	\$ 1,276,263	\$ 1,276,263	\$ 1,141,545	\$ 3,060	89.44%
Personnel Services- Salaries & Wages	\$ 63,627	\$ 892,925	\$ 892,925	\$ 847,556	\$ -	94.92%
Personnel Services- Employee Benefits	\$ 17,653	\$ 261,238	\$ 261,238	\$ 230,109	\$ -	88.08%
Contractual Services	\$ 1,232	\$ 101,700	\$ 101,700	\$ 51,306	\$ 190	50.45%
Commodities	\$ 3,234	\$ 20,400	\$ 20,400	\$ 12,573	\$ 2,870	61.63%

Kane County Expenditure Report - Detail
Through November 30, 2022 (100.0% YTD, 100.00% Payroll Expense through Pay Period Ending 11/26/2022)
DRAFT

	Current Month Transactions	Total Amended Budget	Total Amended Budget excluding Net Income	YTD Actual Transactions	YTD Encumbrances	Total % Used
190 County Clerk	\$ 631,966	\$ 5,181,458	\$ 5,033,313	\$ 4,738,485	\$ 16,335	94.14%
001 General Fund	\$ 620,978	\$ 4,010,837	\$ 4,010,837	\$ 4,569,251	\$ 16,335	113.92%
Personnel Services- Salaries & Wages	\$ 460,005	\$ 2,505,658	\$ 2,505,658	\$ 2,551,847	\$ -	101.84%
Personnel Services- Employee Benefits	\$ 24,479	\$ 298,029	\$ 298,029	\$ 287,423	\$ -	96.44%
Contractual Services	\$ 82,768	\$ 606,150	\$ 606,150	\$ 955,593	\$ -	157.65%
Commodities	\$ 53,727	\$ 601,000	\$ 601,000	\$ 774,388	\$ 16,335	128.85%
160 Vital Records Automation	\$ 10,988	\$ 320,621	\$ 172,476	\$ 169,234	\$ -	98.12%
Personnel Services- Salaries & Wages	\$ 3,290	\$ 40,684	\$ 40,684	\$ 43,806	\$ -	107.67%
Personnel Services- Employee Benefits	\$ 784	\$ 9,754	\$ 9,754	\$ 10,043	\$ -	102.97%
Contractual Services	\$ 6,915	\$ 32,113	\$ 32,113	\$ 17,414	\$ -	54.23%
Commodities	\$ -	\$ 6,045	\$ 6,045	\$ -	\$ -	0.00%
Contingency and Other	\$ -	\$ 148,145	\$ -	\$ -	\$ -	N/A
Capital	\$ -	\$ 8,000	\$ 8,000	\$ 22,091	\$ -	276.13%
Transfers Out	\$ -	\$ 75,880	\$ 75,880	\$ 75,880	\$ -	100.00%
161 Election Equipment Fund	\$ -	\$ 850,000	\$ 850,000	\$ -	\$ -	0.00%
Commodities	\$ -	\$ 850,000	\$ 850,000	\$ -	\$ -	0.00%
210 Recorder	\$ 138,520	\$ 2,206,605	\$ 2,206,605	\$ 1,814,305	\$ -	82.22%
001 General Fund	\$ 54,371	\$ 821,613	\$ 821,613	\$ 655,256	\$ -	79.75%
Personnel Services- Salaries & Wages	\$ 44,138	\$ 671,000	\$ 671,000	\$ 544,602	\$ -	81.16%
Personnel Services- Employee Benefits	\$ 9,949	\$ 146,493	\$ 146,493	\$ 107,679	\$ -	73.50%
Contractual Services	\$ 67	\$ 2,050	\$ 2,050	\$ 1,358	\$ -	66.25%
Commodities	\$ 217	\$ 2,070	\$ 2,070	\$ 1,617	\$ -	78.11%
170 Recorder's Automation	\$ 84,149	\$ 1,384,992	\$ 1,384,992	\$ 1,159,049	\$ -	83.69%
Personnel Services- Salaries & Wages	\$ 8,284	\$ 216,463	\$ 216,463	\$ 129,666	\$ -	59.90%
Personnel Services- Employee Benefits	\$ 2,166	\$ 96,412	\$ 96,412	\$ 39,031	\$ -	40.48%
Contractual Services	\$ 72,714	\$ 491,885	\$ 491,885	\$ 468,478	\$ -	95.24%
Commodities	\$ 985	\$ 200,232	\$ 200,232	\$ 29,585	\$ -	14.78%
Capital	\$ -	\$ 380,000	\$ 380,000	\$ 492,289	\$ -	129.55%
230 Regional Office of Education	\$ 40,407	\$ 413,531	\$ 413,531	\$ 404,773	\$ -	97.88%
001 General Fund	\$ 40,407	\$ 413,531	\$ 413,531	\$ 404,773	\$ -	97.88%
Personnel Services- Salaries & Wages	\$ 34,614	\$ 310,090	\$ 310,090	\$ 331,404	\$ -	106.87%
Personnel Services- Employee Benefits	\$ 5,793	\$ 98,866	\$ 98,866	\$ 73,369	\$ -	74.21%
Contractual Services	\$ -	\$ 4,575	\$ 4,575	\$ -	\$ -	0.00%

Kane County Expenditure Report - Detail
Through November 30, 2022 (100.0% YTD, 100.00% Payroll Expense through Pay Period Ending 11/26/2022)
DRAFT

	Current Month Transactions	Total Amended Budget	Total Amended Budget excluding Net Income	YTD Actual Transactions	YTD Encumbrances	Total % Used
240 Judiciary and Courts	\$ 389,852	\$ 3,839,533	\$ 3,832,183	\$ 3,634,774	\$ -	94.85%
001 General Fund	\$ 364,016	\$ 3,626,304	\$ 3,626,304	\$ 3,478,480	\$ -	95.92%
Personnel Services- Salaries & Wages	\$ 147,172	\$ 1,818,871	\$ 1,818,871	\$ 1,679,726	\$ -	92.35%
Personnel Services- Employee Benefits	\$ 32,741	\$ 477,533	\$ 477,533	\$ 385,355	\$ -	80.70%
Contractual Services	\$ 180,614	\$ 1,252,650	\$ 1,252,650	\$ 1,337,054	\$ -	106.74%
Commodities	\$ 3,489	\$ 77,250	\$ 77,250	\$ 76,345	\$ -	98.83%
195 Children's Waiting Room	\$ 25,187	\$ 137,755	\$ 137,755	\$ 135,394	\$ -	98.29%
Contractual Services	\$ 19,187	\$ 125,755	\$ 125,755	\$ 123,033	\$ -	97.84%
Commodities	\$ -	\$ -	\$ -	\$ 361	\$ -	N/A
Transfers Out	\$ 6,000	\$ 12,000	\$ 12,000	\$ 12,000	\$ -	100.00%
196 D.U.I.	\$ -	\$ 12,580	\$ 5,230	\$ -	\$ -	0.00%
Contractual Services	\$ -	\$ 5,230	\$ 5,230	\$ -	\$ -	0.00%
Contingency and Other	\$ -	\$ 7,350	\$ -	\$ -	\$ -	N/A
197 Foreclosure Mediation Fund	\$ 650	\$ 58,590	\$ 58,590	\$ 20,900	\$ -	35.67%
Contractual Services	\$ 650	\$ 56,590	\$ 56,590	\$ 20,900	\$ -	36.93%
Commodities	\$ -	\$ 2,000	\$ 2,000	\$ -	\$ -	0.00%
492 Marriage Fees	\$ -	\$ 4,304	\$ 4,304	\$ -	\$ -	0.00%
Commodities	\$ -	\$ 4,304	\$ 4,304	\$ -	\$ -	0.00%
250 Circuit Clerk	\$ 554,673	\$ 7,999,436	\$ 7,933,936	\$ 6,016,528	\$ -	75.83%
001 General Fund	\$ 308,199	\$ 4,182,284	\$ 4,182,284	\$ 3,655,088	\$ -	87.39%
Personnel Services- Salaries & Wages	\$ 235,463	\$ 3,062,259	\$ 3,062,259	\$ 2,842,253	\$ -	92.82%
Personnel Services- Employee Benefits	\$ 61,208	\$ 948,632	\$ 948,632	\$ 739,414	\$ -	77.95%
Contractual Services	\$ 5,389	\$ 104,172	\$ 104,172	\$ 46,907	\$ -	45.03%
Commodities	\$ 6,139	\$ 61,580	\$ 61,580	\$ 20,873	\$ -	33.90%
Transfers Out	\$ -	\$ 5,641	\$ 5,641	\$ 5,641	\$ -	100.00%

Kane County Expenditure Report - Detail
Through November 30, 2022 (100.0% YTD, 100.00% Payroll Expense through Pay Period Ending 11/26/2022)
DRAFT

	Current Month Transactions	Total Amended Budget	Total Amended Budget excluding Net Income	YTD Actual Transactions	YTD Encumbrances	Total % Used
200 Court Automation	\$ 67,417	\$ 1,290,154	\$ 1,290,154	\$ 748,833	\$ -	58.04%
Personnel Services- Salaries & Wages	\$ 21,239	\$ 552,557	\$ 552,557	\$ 407,853	\$ -	73.81%
Personnel Services- Employee Benefits	\$ 9,859	\$ 242,967	\$ 242,967	\$ 162,496	\$ -	66.88%
Contractual Services	\$ 9,295	\$ 244,563	\$ 244,563	\$ 149,551	\$ -	61.15%
Commodities	\$ 1,887	\$ 114,430	\$ 114,430	\$ 3,796	\$ -	3.32%
Capital	\$ -	\$ 110,500	\$ 110,500	\$ -	\$ -	0.00%
Transfers Out	\$ 25,137	\$ 25,137	\$ 25,137	\$ 25,137	\$ -	100.00%
201 Court Document Storage	\$ 89,896	\$ 1,311,614	\$ 1,311,614	\$ 890,347	\$ -	67.88%
Personnel Services- Salaries & Wages	\$ 36,330	\$ 669,014	\$ 669,014	\$ 554,047	\$ -	82.82%
Personnel Services- Employee Benefits	\$ 16,468	\$ 319,245	\$ 319,245	\$ 206,722	\$ -	64.75%
Contractual Services	\$ 609	\$ 235,046	\$ 235,046	\$ 78,290	\$ -	33.31%
Commodities	\$ 180	\$ 52,000	\$ 52,000	\$ 14,979	\$ -	28.81%
Transfers Out	\$ 36,309	\$ 36,309	\$ 36,309	\$ 36,309	\$ -	100.00%
202 Child Support	\$ 25,797	\$ 291,012	\$ 291,012	\$ 158,911	\$ -	54.61%
Personnel Services- Salaries & Wages	\$ 10,736	\$ 169,940	\$ 169,940	\$ 95,881	\$ -	56.42%
Personnel Services- Employee Benefits	\$ 3,889	\$ 93,195	\$ 93,195	\$ 42,054	\$ -	45.12%
Contractual Services	\$ -	\$ 16,405	\$ 16,405	\$ 9,805	\$ -	59.77%
Commodities	\$ -	\$ 300	\$ 300	\$ -	\$ -	0.00%
Transfers Out	\$ 11,172	\$ 11,172	\$ 11,172	\$ 11,172	\$ -	100.00%
203 Circuit Clerk Admin Services	\$ 54,680	\$ 513,135	\$ 513,135	\$ 378,809	\$ -	73.82%
Personnel Services- Salaries & Wages	\$ 29,914	\$ 345,138	\$ 345,138	\$ 263,685	\$ -	76.40%
Personnel Services- Employee Benefits	\$ 8,951	\$ 95,539	\$ 95,539	\$ 72,346	\$ -	75.72%
Contractual Services	\$ 1,622	\$ 38,043	\$ 38,043	\$ 23,097	\$ -	60.71%
Commodities	\$ 229	\$ 20,450	\$ 20,450	\$ 5,716	\$ -	27.95%
Transfers Out	\$ 13,965	\$ 13,965	\$ 13,965	\$ 13,965	\$ -	100.00%

Kane County Expenditure Report - Detail
Through November 30, 2022 (100.0% YTD, 100.00% Payroll Expense through Pay Period Ending 11/26/2022)
DRAFT

	Current Month Transactions	Total Amended Budget	Total Amended Budget excluding Net Income	YTD Actual Transactions	YTD Encumbrances	Total % Used
204 Circuit Clk Electronic Citation	\$ 8,684	\$ 335,737	\$ 335,737	\$ 184,538	\$ -	54.97%
Personnel Services- Salaries & Wages	\$ -	\$ 216,288	\$ 216,288	\$ 113,978	\$ -	52.70%
Personnel Services- Employee Benefits	\$ -	\$ 83,817	\$ 83,817	\$ 46,427	\$ -	55.39%
Contractual Services	\$ 52	\$ 25,481	\$ 25,481	\$ 14,771	\$ -	57.97%
Commodities	\$ 253	\$ 1,772	\$ 1,772	\$ 982	\$ -	55.44%
Transfers Out	\$ 8,379	\$ 8,379	\$ 8,379	\$ 8,379	\$ -	100.00%
205 Circuit Ct Clerk Op and Admin	\$ -	\$ 75,500	\$ 10,000	\$ -	\$ -	0.00%
Commodities	\$ -	\$ 10,000	\$ 10,000	\$ -	\$ -	0.00%
Contingency and Other	\$ -	\$ 65,500	\$ -	\$ -	\$ -	N/A
300 State's Attorney	\$ 1,059,211	\$ 14,891,400	\$ 14,691,557	\$ 12,490,225	\$ 36,218	85.02%
001 General Fund	\$ 709,463	\$ 8,726,559	\$ 8,726,559	\$ 8,224,757	\$ 35,013	94.25%
Personnel Services- Salaries & Wages	\$ 533,732	\$ 6,148,955	\$ 6,148,955	\$ 6,461,116	\$ -	105.08%
Personnel Services- Employee Benefits	\$ 105,607	\$ 1,952,161	\$ 1,952,161	\$ 1,201,182	\$ -	61.53%
Contractual Services	\$ 16,642	\$ 387,916	\$ 387,916	\$ 286,665	\$ 10,350	73.90%
Commodities	\$ 53,483	\$ 199,027	\$ 199,027	\$ 232,794	\$ 24,663	116.97%
Capital	\$ -	\$ -	\$ -	\$ 4,500	\$ -	N/A
Transfers Out	\$ -	\$ 38,500	\$ 38,500	\$ 38,500	\$ -	100.00%
010 Insurance Liability	\$ 134,766	\$ 1,973,682	\$ 1,973,682	\$ 1,546,981	\$ -	78.38%
Personnel Services- Salaries & Wages	\$ 78,892	\$ 1,057,993	\$ 1,057,993	\$ 981,006	\$ -	92.72%
Personnel Services- Employee Benefits	\$ 27,563	\$ 478,752	\$ 478,752	\$ 335,282	\$ -	70.03%
Contractual Services	\$ 26,810	\$ 429,137	\$ 429,137	\$ 227,840	\$ -	53.09%
Commodities	\$ 1,501	\$ 7,800	\$ 7,800	\$ 2,852	\$ -	36.57%
220 Title IV-D	\$ 52,330	\$ 894,540	\$ 894,540	\$ 674,613	\$ -	75.41%
Personnel Services- Salaries & Wages	\$ 38,544	\$ 588,999	\$ 588,999	\$ 472,512	\$ -	80.22%
Personnel Services- Employee Benefits	\$ 13,786	\$ 260,020	\$ 260,020	\$ 167,447	\$ -	64.40%
Contractual Services	\$ -	\$ 40,521	\$ 40,521	\$ 32,182	\$ -	79.42%
Commodities	\$ -	\$ 5,000	\$ 5,000	\$ 2,471	\$ -	49.43%

Kane County Expenditure Report - Detail
Through November 30, 2022 (100.0% YTD, 100.00% Payroll Expense through Pay Period Ending 11/26/2022)
DRAFT

	Current Month Transactions	Total Amended Budget	Total Amended Budget excluding Net Income	YTD Actual Transactions	YTD Encumbrances	Total % Used
221 Drug Prosecution	\$ 28,448	\$ 461,696	\$ 461,696	\$ 307,491	\$ -	66.60%
Personnel Services- Salaries & Wages	\$ 20,366	\$ 304,619	\$ 304,619	\$ 217,327	\$ -	71.34%
Personnel Services- Employee Benefits	\$ 7,542	\$ 136,962	\$ 136,962	\$ 67,603	\$ -	49.36%
Contractual Services	\$ 540	\$ 17,436	\$ 17,436	\$ 22,561	\$ -	129.39%
Commodities	\$ -	\$ 2,679	\$ 2,679	\$ -	\$ -	0.00%
222 Victim Coordinator Services	\$ 11,050	\$ 186,328	\$ 131,593	\$ 124,933	\$ -	94.94%
Personnel Services- Salaries & Wages	\$ 8,101	\$ 87,822	\$ 87,822	\$ 83,072	\$ -	94.59%
Personnel Services- Employee Benefits	\$ 2,949	\$ 38,010	\$ 38,010	\$ 36,978	\$ -	97.28%
Contractual Services	\$ -	\$ 5,761	\$ 5,761	\$ 4,884	\$ -	84.77%
Contingency and Other	\$ -	\$ 54,735	\$ -	\$ -	\$ -	N/A
223 Domestic Violence	\$ 20,927	\$ 336,813	\$ 336,383	\$ 269,772	\$ -	80.20%
Personnel Services- Salaries & Wages	\$ 12,846	\$ 214,617	\$ 214,617	\$ 168,750	\$ -	78.63%
Personnel Services- Employee Benefits	\$ 7,669	\$ 101,310	\$ 101,310	\$ 86,501	\$ -	85.38%
Contractual Services	\$ 412	\$ 18,841	\$ 18,841	\$ 14,521	\$ -	77.07%
Commodities	\$ -	\$ 1,615	\$ 1,615	\$ -	\$ -	0.00%
Contingency and Other	\$ -	\$ 430	\$ -	\$ -	\$ -	N/A
225 Auto Theft Task Force	\$ -	\$ 339	\$ -	\$ -	\$ -	N/A
Contingency and Other	\$ -	\$ 339	\$ -	\$ -	\$ -	N/A
226 Weed and Seed	\$ -	\$ 129	\$ -	\$ -	\$ -	N/A
Contingency and Other	\$ -	\$ 129	\$ -	\$ -	\$ -	N/A
230 Child Advocacy Center	\$ 95,918	\$ 1,747,782	\$ 1,620,215	\$ 1,234,915	\$ 425	76.22%
Personnel Services- Salaries & Wages	\$ 56,179	\$ 999,909	\$ 999,909	\$ 806,753	\$ -	80.68%
Personnel Services- Employee Benefits	\$ 21,659	\$ 440,313	\$ 440,313	\$ 284,098	\$ -	64.52%
Contractual Services	\$ 7,697	\$ 147,471	\$ 147,471	\$ 108,137	\$ -	73.33%
Commodities	\$ 10,384	\$ 32,522	\$ 32,522	\$ 35,928	\$ 425	110.47%
Contingency and Other	\$ -	\$ 127,567	\$ -	\$ -	\$ -	N/A

Kane County Expenditure Report - Detail
Through November 30, 2022 (100.0% YTD, 100.00% Payroll Expense through Pay Period Ending 11/26/2022)
DRAFT

	Current Month Transactions	Total Amended Budget	Total Amended Budget excluding Net Income	YTD Actual Transactions	YTD Encumbrances	Total % Used
231 Equitable Sharing Program	\$ -	\$ 55,000	\$ 55,000	\$ -	\$ 780	0.00%
Contractual Services	\$ -	\$ 20,000	\$ 20,000	\$ -	\$ -	0.00%
Commodities	\$ -	\$ 35,000	\$ 35,000	\$ -	\$ 780	0.00%
232 State's Atty Records Automation	\$ 3,625	\$ 110,522	\$ 93,879	\$ 55,458	\$ -	59.07%
Personnel Services- Salaries & Wages	\$ 2,625	\$ 22,886	\$ 22,886	\$ 33,545	\$ -	146.57%
Personnel Services- Employee Benefits	\$ 1,000	\$ 9,804	\$ 9,804	\$ 12,104	\$ -	123.46%
Contractual Services	\$ -	\$ 1,189	\$ 1,189	\$ 1,189	\$ -	100.00%
Commodities	\$ -	\$ 60,000	\$ 60,000	\$ 8,621	\$ -	14.37%
Contingency and Other	\$ -	\$ 16,643	\$ -	\$ -	\$ -	N/A
233 Bad Check Restitution	\$ -	\$ 25,000	\$ 25,000	\$ -	\$ -	0.00%
Contractual Services	\$ -	\$ 25,000	\$ 25,000	\$ -	\$ -	0.00%
234 Drug Asset Forfeiture	\$ -	\$ 85,000	\$ 85,000	\$ -	\$ -	0.00%
Contractual Services	\$ -	\$ 85,000	\$ 85,000	\$ -	\$ -	0.00%
235 State's Attorney Employee Events	\$ -	\$ 10	\$ 10	\$ -	\$ -	0.00%
Commodities	\$ -	\$ 10	\$ 10	\$ -	\$ -	0.00%
236 Child Advocacy Advisory Board	\$ -	\$ 26,000	\$ 26,000	\$ -	\$ -	0.00%
Commodities	\$ -	\$ 26,000	\$ 26,000	\$ -	\$ -	0.00%

Kane County Expenditure Report - Detail
Through November 30, 2022 (100.0% YTD, 100.00% Payroll Expense through Pay Period Ending 11/26/2022)
DRAFT

	Current Month Transactions	Total Amended Budget	Total Amended Budget excluding Net Income	YTD Actual Transactions	YTD Encumbrances	Total % Used
237 Money Laundering - State's Atty	\$ -	\$ 175,000	\$ 175,000	\$ -	\$ -	0.00%
Contractual Services	\$ -	\$ 155,000	\$ 155,000	\$ -	\$ -	0.00%
Commodities	\$ -	\$ 20,000	\$ 20,000	\$ -	\$ -	0.00%
490 Kane County Law Enforcement	\$ 2,683	\$ 87,000	\$ 87,000	\$ 51,304	\$ -	58.97%
Personnel Services- Salaries & Wages	\$ 1,725	\$ -	\$ -	\$ 11,063	\$ -	N/A
Personnel Services- Employee Benefits	\$ 129	\$ -	\$ -	\$ 829	\$ -	N/A
Contractual Services	\$ 829	\$ 87,000	\$ 87,000	\$ 39,413	\$ -	45.30%
360 Public Defender	\$ 347,211	\$ 4,633,863	\$ 4,633,863	\$ 4,265,801	\$ -	92.06%
001 General Fund	\$ 347,211	\$ 4,632,863	\$ 4,632,863	\$ 4,265,801	\$ -	92.08%
Personnel Services- Salaries & Wages	\$ 266,833	\$ 3,693,140	\$ 3,693,140	\$ 3,496,245	\$ -	94.67%
Personnel Services- Employee Benefits	\$ 54,330	\$ 761,960	\$ 761,960	\$ 658,473	\$ -	86.42%
Contractual Services	\$ 15,367	\$ 101,935	\$ 101,935	\$ 43,065	\$ -	42.25%
Commodities	\$ 10,681	\$ 75,828	\$ 75,828	\$ 68,019	\$ -	89.70%
244 Public Defender Rec Automation	\$ -	\$ 1,000	\$ 1,000	\$ -	\$ -	0.00%
Contractual Services	\$ -	\$ 1,000	\$ 1,000	\$ -	\$ -	0.00%
370 Law Library	\$ 61,451	\$ 313,209	\$ 313,209	\$ 350,568	\$ -	111.93%
250 Law Library	\$ 61,451	\$ 313,209	\$ 313,209	\$ 350,568	\$ -	111.93%
Personnel Services- Salaries & Wages	\$ 6,742	\$ 134,914	\$ 134,914	\$ 116,028	\$ -	86.00%
Personnel Services- Employee Benefits	\$ 1,840	\$ 37,007	\$ 37,007	\$ 30,872	\$ -	83.42%
Contractual Services	\$ 11,512	\$ 25,883	\$ 25,883	\$ 37,462	\$ -	144.74%
Commodities	\$ 41,357	\$ 109,820	\$ 109,820	\$ 160,621	\$ -	146.26%
Transfers Out	\$ -	\$ 5,585	\$ 5,585	\$ 5,585	\$ -	100.00%
380 Sheriff	\$ 4,417,151	\$ 39,436,133	\$ 38,114,262	\$ 38,121,494	\$ 221,076	100.02%
001 General Fund	\$ 4,269,731	\$ 37,233,752	\$ 37,233,752	\$ 37,467,877	\$ 179,128	100.63%
Personnel Services- Salaries & Wages	\$ 2,415,908	\$ 27,295,353	\$ 27,295,353	\$ 26,907,500	\$ -	98.58%
Personnel Services- Employee Benefits	\$ 493,802	\$ 5,089,173	\$ 5,089,173	\$ 4,228,994	\$ -	83.10%
Contractual Services	\$ 1,128,325	\$ 3,399,678	\$ 3,399,678	\$ 3,783,210	\$ 76,038	111.28%
Commodities	\$ 231,696	\$ 1,733,628	\$ 1,733,628	\$ 1,832,253	\$ (5,301)	105.69%
Capital	\$ -	\$ -	\$ -	\$ -	\$ 108,391	N/A
Transfers Out	\$ -	\$ 715,920	\$ 715,920	\$ 715,920	\$ -	100.00%
Services	\$ -	\$ (1,000,000)	\$ (1,000,000)	\$ -	\$ -	0.00%

Kane County Expenditure Report - Detail
Through November 30, 2022 (100.0% YTD, 100.00% Payroll Expense through Pay Period Ending 11/26/2022)
DRAFT

	Current Month Transactions	Total Amended Budget	Total Amended Budget excluding Net Income	YTD Actual Transactions	YTD Encumbrances	Total % Used
128 Sheriff's Vehicle & Equipment	\$ 73,817	\$ 1,321,426	\$ -	\$ 73,817	\$ -	N/A
Contingency and Other	\$ -	\$ 1,321,426	\$ -	\$ -	\$ -	N/A
Capital	\$ 73,817	\$ -	\$ -	\$ 73,817	\$ -	N/A
247 EMA Volunteer Fund	\$ 157	\$ 3,125	\$ 2,750	\$ 5,260	\$ -	191.26%
Contractual Services	\$ -	\$ 2,500	\$ 2,500	\$ 538	\$ -	21.51%
Commodities	\$ 157	\$ 250	\$ 250	\$ 4,722	\$ -	1,888.78%
Contingency and Other	\$ -	\$ 375	\$ -	\$ -	\$ -	N/A
248 KC Emergency Planning	\$ -	\$ 2,000	\$ 1,930	\$ -	\$ -	0.00%
Contractual Services	\$ -	\$ 1,050	\$ 1,050	\$ -	\$ -	0.00%
Commodities	\$ -	\$ 880	\$ 880	\$ -	\$ -	0.00%
Contingency and Other	\$ -	\$ 70	\$ -	\$ -	\$ -	N/A
249 Bomb Squad SWAT	\$ -	\$ 1,000	\$ 1,000	\$ -	\$ -	0.00%
Contractual Services	\$ -	\$ 1,000	\$ 1,000	\$ -	\$ -	0.00%
251 Canteen Commission	\$ -	\$ 400,000	\$ 400,000	\$ -	\$ -	0.00%
Contractual Services	\$ -	\$ 200,000	\$ 200,000	\$ -	\$ -	0.00%
Commodities	\$ -	\$ 200,000	\$ 200,000	\$ -	\$ -	0.00%
252 Sheriff DEF Federal - DOJ	\$ -	\$ 45,000	\$ 45,000	\$ -	\$ -	0.00%

Kane County Expenditure Report - Detail
Through November 30, 2022 (100.0% YTD, 100.00% Payroll Expense through Pay Period Ending 11/26/2022)
DRAFT

	Current Month Transactions	Total Amended Budget	Total Amended Budget excluding Net Income	YTD Actual Transactions	YTD Encumbrances	Total % Used
Contractual Services	\$ -	\$ 45,000	\$ 45,000	\$ -	\$ -	0.00%
253 County Sheriff DEF Local	\$ -	\$ 40,000	\$ 40,000	\$ -	\$ -	0.00%
Contractual Services	\$ -	\$ 40,000	\$ 40,000	\$ -	\$ -	0.00%
254 FATS	\$ -	\$ 1,200	\$ 1,200	\$ -	\$ -	0.00%
Contractual Services	\$ -	\$ 1,200	\$ 1,200	\$ -	\$ -	0.00%
255 K-9 Unit	\$ -	\$ 30,000	\$ 30,000	\$ -	\$ -	0.00%
Contractual Services	\$ -	\$ 15,000	\$ 15,000	\$ -	\$ -	0.00%
Commodities	\$ -	\$ 15,000	\$ 15,000	\$ -	\$ -	0.00%
256 Vehicle Maintenance/Purchase	\$ -	\$ 6,000	\$ 6,000	\$ -	\$ -	0.00%
Commodities	\$ -	\$ 6,000	\$ 6,000	\$ -	\$ -	0.00%
257 Sheriff DUI Fund	\$ -	\$ 32,000	\$ 32,000	\$ -	\$ -	0.00%
Contractual Services	\$ -	\$ 22,000	\$ 22,000	\$ -	\$ -	0.00%
Commodities	\$ -	\$ 10,000	\$ 10,000	\$ -	\$ -	0.00%
258 Sheriffs Office Money Laundering	\$ -	\$ 5,000	\$ 5,000	\$ -	\$ -	0.00%
Contractual Services	\$ -	\$ 5,000	\$ 5,000	\$ -	\$ -	0.00%
259 Transportation Safety Highway HB	\$ -	\$ 10,000	\$ 10,000	\$ -	\$ -	0.00%
Personnel Services- Salaries & Wages	\$ -	\$ 10,000	\$ 10,000	\$ -	\$ -	0.00%
262 AJF Medical Cost	\$ 8,968	\$ 25,040	\$ 25,040	\$ 25,040	\$ -	100.00%
Contractual Services	\$ 8,968	\$ 25,040	\$ 25,040	\$ 25,040	\$ -	100.00%

Kane County Expenditure Report - Detail
Through November 30, 2022 (100.0% YTD, 100.00% Payroll Expense through Pay Period Ending 11/26/2022)
DRAFT

	Current Month Transactions	Total Amended Budget	Total Amended Budget excluding Net Income	YTD Actual Transactions	YTD Encumbrances	Total % Used
263 Sheriff Civil Operations	\$ -	\$ 15,500	\$ 15,500	\$ -	\$ -	0.00%
Contractual Services	\$ -	\$ 15,500	\$ 15,500	\$ -	\$ -	0.00%
264 Cannabis Regulation - Local	\$ 9,248	\$ 65,090	\$ 65,090	\$ 79,523	\$ -	122.17%
Contractual Services	\$ 1,000	\$ 20,000	\$ 20,000	\$ 23,811	\$ -	119.06%
Commodities	\$ 8,248	\$ 45,090	\$ 45,090	\$ 55,712	\$ -	123.56%
265 Sheriff DEF Federal - Treasury	\$ 26,767	\$ -	\$ -	\$ 259,196	\$ 41,948	N/A
Commodities	\$ 26,767	\$ -	\$ -	\$ 259,196	\$ 41,948	N/A
354 Mass Vaccination Fund	\$ -	\$ 200,000	\$ 200,000	\$ -	\$ -	0.00%
Personnel Services- Salaries & Wages	\$ -	\$ 100,000	\$ 100,000	\$ -	\$ -	0.00%
Commodities	\$ -	\$ 100,000	\$ 100,000	\$ -	\$ -	0.00%
702 Sheriff's Detail Escrow	\$ 28,463	\$ -	\$ -	\$ 210,781	\$ -	N/A
Contractual Services	\$ 28,463	\$ -	\$ -	\$ 210,781	\$ -	N/A
420 Merit Commission	\$ 7,147	\$ 100,568	\$ 100,568	\$ 84,974	\$ -	84.49%
001 General Fund	\$ 7,147	\$ 100,568	\$ 100,568	\$ 84,974	\$ -	84.49%
Personnel Services- Salaries & Wages	\$ 4,287	\$ 77,001	\$ 77,001	\$ 63,432	\$ -	82.38%
Personnel Services- Employee Benefits	\$ 543	\$ 6,517	\$ 6,517	\$ 6,507	\$ -	99.85%
Contractual Services	\$ 1,935	\$ 16,550	\$ 16,550	\$ 14,410	\$ -	87.07%
Commodities	\$ 383	\$ 500	\$ 500	\$ 624	\$ -	124.87%

Kane County Expenditure Report - Detail
Through November 30, 2022 (100.0% YTD, 100.00% Payroll Expense through Pay Period Ending 11/26/2022)
DRAFT

	Current Month	Total Amended	Total Amended	YTD Actual	YTD	Total % Used
	Transactions	Budget	Budget excluding Net Income	Transactions	Encumbrances	
425 Kane Comm	\$ 239,437	\$ 2,299,600	\$ 2,285,804	\$ 2,382,292	\$ 14,500	104.22%
269 Kane Comm	\$ 239,437	\$ 2,299,600	\$ 2,285,804	\$ 2,382,292	\$ 14,500	104.22%
Personnel Services- Salaries & Wages	\$ 125,429	\$ 1,481,402	\$ 1,481,402	\$ 1,490,432	\$ -	100.61%
Personnel Services- Employee Benefits	\$ 37,310	\$ 512,694	\$ 512,694	\$ 463,017	\$ -	90.31%
Contractual Services	\$ 8,282	\$ 174,963	\$ 174,963	\$ 195,490	\$ 0	111.73%
Commodities	\$ 68,416	\$ 8,300	\$ 8,300	\$ 124,907	\$ (0)	1,504.91%
Contingency and Other	\$ -	\$ 13,796	\$ -	\$ -	\$ -	N/A
Capital	\$ -	\$ -	\$ -	\$ -	\$ 14,500	N/A
Transfers Out	\$ -	\$ 108,445	\$ 108,445	\$ 108,445	\$ -	100.00%
430 Court Services	\$ 1,346,710	\$ 16,080,382	\$ 16,080,382	\$ 14,554,788	\$ 24,615	90.51%
001 General Fund	\$ 1,205,420	\$ 13,685,065	\$ 13,685,065	\$ 13,081,829	\$ 24,615	95.59%
Personnel Services- Salaries & Wages	\$ 727,910	\$ 9,983,585	\$ 9,983,585	\$ 9,681,714	\$ -	96.98%
Personnel Services- Employee Benefits	\$ 159,717	\$ 2,081,480	\$ 2,081,480	\$ 1,946,810	\$ -	93.53%
Contractual Services	\$ 197,276	\$ 1,249,714	\$ 1,249,714	\$ 976,161	\$ 2,026	78.11%
Commodities	\$ 120,517	\$ 305,708	\$ 305,708	\$ 460,280	\$ 22,590	150.56%
Capital	\$ -	\$ 64,578	\$ 64,578	\$ 16,864	\$ -	26.11%
270 Probation Services	\$ 86,079	\$ 1,682,100	\$ 1,682,100	\$ 1,157,788	\$ -	68.83%
Contractual Services	\$ 85,060	\$ 1,256,595	\$ 1,256,595	\$ 735,419	\$ -	58.52%
Commodities	\$ 1,019	\$ 23,750	\$ 23,750	\$ 20,616	\$ -	86.80%
Capital	\$ -	\$ 28,405	\$ 28,405	\$ 28,404	\$ -	100.00%
Transfers Out	\$ -	\$ 373,350	\$ 373,350	\$ 373,350	\$ -	100.00%
271 Substance Abuse Screening	\$ 660	\$ 80,000	\$ 80,000	\$ 29,570	\$ -	36.96%
Contractual Services	\$ 660	\$ 75,000	\$ 75,000	\$ 29,466	\$ -	39.29%
Commodities	\$ -	\$ 5,000	\$ 5,000	\$ 104	\$ -	2.08%

Kane County Expenditure Report - Detail
Through November 30, 2022 (100.0% YTD, 100.00% Payroll Expense through Pay Period Ending 11/26/2022)
DRAFT

	Current Month Transactions	Total Amended Budget	Total Amended Budget excluding Net Income	YTD Actual Transactions	YTD Encumbrances	Total % Used
273 Drug Court Special Resources	\$ 54,453	\$ 622,517	\$ 622,517	\$ 285,340	\$ -	45.84%
Contractual Services	\$ 51,937	\$ 602,817	\$ 602,817	\$ 274,631	\$ -	45.56%
Commodities	\$ 2,516	\$ 19,700	\$ 19,700	\$ 10,708	\$ -	54.36%
276 Probation Victim Services	\$ -	\$ 10,000	\$ 10,000	\$ -	\$ -	0.00%
Contractual Services	\$ -	\$ 10,000	\$ 10,000	\$ -	\$ -	0.00%
278 Juvenile Justice Donation Fund	\$ 97	\$ 700	\$ 700	\$ 262	\$ -	37.36%
Commodities	\$ 97	\$ 700	\$ 700	\$ 262	\$ -	37.36%
490 Coroner	\$ 295,592	\$ 1,669,970	\$ 1,669,970	\$ 1,693,220	\$ 48,164	101.39%
001 General Fund	\$ 271,188	\$ 1,499,943	\$ 1,499,943	\$ 1,559,892	\$ -	104.00%
Personnel Services- Salaries & Wages	\$ 73,055	\$ 803,285	\$ 803,285	\$ 778,137	\$ -	96.87%
Personnel Services- Employee Benefits	\$ 15,536	\$ 189,898	\$ 189,898	\$ 181,642	\$ -	95.65%
Contractual Services	\$ 182,597	\$ 497,360	\$ 497,360	\$ 590,512	\$ -	118.73%
Commodities	\$ -	\$ 9,400	\$ 9,400	\$ 9,600	\$ -	102.13%
289 Coroner Administration	\$ 24,404	\$ 170,027	\$ 170,027	\$ 133,328	\$ 48,164	78.42%
Contractual Services	\$ 9,386	\$ 41,800	\$ 41,800	\$ 31,084	\$ -	74.36%
Commodities	\$ 15,018	\$ 78,227	\$ 78,227	\$ 53,869	\$ 950	68.86%
Capital	\$ -	\$ 50,000	\$ 50,000	\$ 48,375	\$ 47,214	96.75%
500 Animal Control	\$ 127,496	\$ 1,000,452	\$ 999,787	\$ 970,848	\$ 9,358	97.11%
290 Animal Control	\$ 127,496	\$ 1,000,452	\$ 999,787	\$ 970,848	\$ 9,358	97.11%
Personnel Services- Salaries & Wages	\$ 48,800	\$ 605,265	\$ 605,265	\$ 591,965	\$ -	97.80%
Personnel Services- Employee Benefits	\$ 10,736	\$ 167,291	\$ 167,291	\$ 130,145	\$ -	77.80%
Contractual Services	\$ 19,800	\$ 120,278	\$ 120,278	\$ 126,677	\$ 67	105.32%
Commodities	\$ 17,441	\$ 76,234	\$ 76,234	\$ 91,343	\$ 9,291	119.82%
Contingency and Other	\$ -	\$ 665	\$ -	\$ -	\$ -	N/A
Transfers Out	\$ 30,719	\$ 30,719	\$ 30,719	\$ 30,719	\$ -	100.00%

Kane County Expenditure Report - Detail
Through November 30, 2022 (100.0% YTD, 100.00% Payroll Expense through Pay Period Ending 11/26/2022)
DRAFT

	Current Month Transactions	Total Amended Budget	Total Amended Budget excluding Net Income	YTD Actual Transactions	YTD Encumbrances	Total % Used
520 Transportation	\$ 8,788,849	\$ 105,312,584	\$ 105,253,410	\$ 33,886,266	\$ 85,520,054	32.19%
300 County Highway	\$ 794,704	\$ 9,342,233	\$ 9,342,233	\$ 6,424,742	\$ 2,954,487	68.77%
Personnel Services- Salaries & Wages	\$ 217,396	\$ 2,958,979	\$ 2,958,979	\$ 2,699,892	\$ -	91.24%
Personnel Services- Employee Benefits	\$ 73,939	\$ 975,726	\$ 975,726	\$ 888,695	\$ -	91.08%
Contractual Services	\$ 201,844	\$ 2,085,741	\$ 2,085,741	\$ 1,572,199	\$ 2,168,822	75.38%
Commodities	\$ 107,421	\$ 786,700	\$ 786,700	\$ 588,617	\$ 18,194	74.82%
Capital	\$ 194,104	\$ 2,362,499	\$ 2,362,499	\$ 502,750	\$ 767,470	21.28%
Transfers Out	\$ -	\$ 172,588	\$ 172,588	\$ 172,588	\$ -	100.00%
301 County Bridge	\$ 134,618	\$ 420,000	\$ 420,000	\$ 444,359	\$ 127,915	105.80%
Contractual Services	\$ 134,618	\$ 420,000	\$ 420,000	\$ 444,359	\$ 127,915	105.80%
302 Motor Fuel Tax	\$ 866,143	\$ 30,911,128	\$ 30,911,128	\$ 6,230,810	\$ 29,838,143	20.16%
Personnel Services- Salaries & Wages	\$ 209,048	\$ 2,756,169	\$ 2,756,169	\$ 2,468,226	\$ -	89.55%
Personnel Services- Employee Benefits	\$ 74,038	\$ 1,124,718	\$ 1,124,718	\$ 927,734	\$ -	82.49%
Contractual Services	\$ 207,341	\$ 9,708,814	\$ 9,708,814	\$ 1,483,673	\$ 2,237,937	15%
Capital	\$ 375,717	\$ 17,229,258	\$ 17,229,258	\$ 1,259,008	\$ 27,600,206	7.31%
Transfers Out	\$ -	\$ 92,169	\$ 92,169	\$ 92,169	\$ -	100.00%
303 County Highway Matching	\$ -	\$ 88,248	\$ 88,248	\$ 81,146	\$ 7,102	91.95%
Commodities	\$ -	\$ 88,248	\$ 88,248	\$ 81,146	\$ 7,102	91.95%
304 Motor Fuel Local Option	\$ 3,126,252	\$ 14,188,500	\$ 14,188,500	\$ 10,593,887	\$ 9,988,620	74.67%
Contractual Services	\$ 2,971,495	\$ 11,553,000	\$ 11,553,000	\$ 8,764,514	\$ 4,454,161	75.86%
Commodities	\$ 154,757	\$ 2,340,500	\$ 2,340,500	\$ 1,794,961	\$ 5,532,692	76.69%
Capital	\$ -	\$ 295,000	\$ 295,000	\$ 34,413	\$ 1,767	11.67%
305 Transportation Sales Tax	\$ 2,171,899	\$ 38,998,325	\$ 38,998,325	\$ 7,694,352	\$ 41,304,648	19.73%
Contractual Services	\$ 1,244,609	\$ 5,362,066	\$ 5,362,066	\$ 3,955,867	\$ 24,107,309	73.78%
Capital	\$ 927,290	\$ 32,672,264	\$ 32,672,264	\$ 2,774,490	\$ 17,197,339	8.49%
Transfers Out	\$ -	\$ 963,995	\$ 963,995	\$ 963,995	\$ -	100.00%

Kane County Expenditure Report - Detail
Through November 30, 2022 (100.0% YTD, 100.00% Payroll Expense through Pay Period Ending 11/26/2022)
DRAFT

	Current Month Transactions	Total Amended Budget	Total Amended Budget excluding Net Income	YTD Actual Transactions	YTD Encumbrances	Total % Used
515 Longmeadow Bond Construction	\$ -	\$ 636,842	\$ 636,842	\$ 115,263	\$ -	18.10%
Capital	\$ -	\$ 636,842	\$ 636,842	\$ 115,263	\$ -	18.10%
540 Transportation Capital	\$ 3,134	\$ 793,612	\$ 793,612	\$ 201,374	\$ 251,362	25.37%
Contractual Services	\$ 3,134	\$ 97,508	\$ 97,508	\$ 201,374	\$ 31,322	206.52%
Capital	\$ -	\$ 696,104	\$ 696,104	\$ -	\$ 220,040	0.00%
550 Aurora Area Impact Fees	\$ -	\$ 712,000	\$ 712,000	\$ -	\$ -	0.00%
Contractual Services	\$ -	\$ 100,000	\$ 100,000	\$ -	\$ -	0.00%
Capital	\$ -	\$ 570,000	\$ 570,000	\$ -	\$ -	0.00%
Transfers Out	\$ -	\$ 42,000	\$ 42,000	\$ -	\$ -	0.00%
551 Campton Hills Impact Fees	\$ -	\$ 43,500	\$ 43,500	\$ -	\$ -	0.00%
Transfers Out	\$ -	\$ 43,500	\$ 43,500	\$ -	\$ -	0.00%
552 Greater Elgin Impact Fees	\$ 288,000	\$ 579,194	\$ 579,194	\$ 384,077	\$ 149,118	66.31%
Capital	\$ 288,000	\$ 533,194	\$ 533,194	\$ 384,077	\$ 149,118	72.03%
Transfers Out	\$ -	\$ 46,000	\$ 46,000	\$ -	\$ -	0.00%
553 Northwest Impact Fees	\$ 345,000	\$ 369,500	\$ 369,500	\$ 345,000	\$ -	93.37%
Capital	\$ 345,000	\$ 345,000	\$ 345,000	\$ 345,000	\$ -	100.00%
Transfers Out	\$ -	\$ 24,500	\$ 24,500	\$ -	\$ -	0.00%
554 Southwest Impact Fees	\$ 42,181	\$ 156,431	\$ 156,431	\$ 152,181	\$ -	97.28%
Contractual Services	\$ -	\$ 90,000	\$ 90,000	\$ -	\$ -	0.00%
Capital	\$ -	\$ -	\$ -	\$ 110,000	\$ -	N/A
Transfers Out	\$ 42,181	\$ 66,431	\$ 66,431	\$ 42,181	\$ -	63.50%
555 Tri-Cities Impact Fees	\$ 16,993	\$ 54,493	\$ 54,493	\$ 43,079	\$ (0)	79.05%
Contractual Services	\$ -	\$ -	\$ -	\$ 26,086	\$ -	N/A
Transfers Out	\$ 16,993	\$ 54,493	\$ 54,493	\$ 16,993	\$ -	31.18%

Kane County Expenditure Report - Detail
Through November 30, 2022 (100.0% YTD, 100.00% Payroll Expense through Pay Period Ending 11/26/2022)
DRAFT

	Current Month Transactions	Total Amended Budget	Total Amended Budget excluding Net Income	YTD Actual Transactions	YTD Encumbrances	Total % Used
556 Upper Fox Impact Fees	\$ 250,000	\$ 350,000	\$ 350,000	\$ 250,000	\$ -	71.43%
Capital	\$ 250,000	\$ 250,000	\$ 250,000	\$ 250,000	\$ -	100.00%
Transfers Out	\$ -	\$ 100,000	\$ 100,000	\$ -	\$ -	0.00%
557 West Central Impact Fees	\$ -	\$ 42,100	\$ 42,100	\$ -	\$ -	0.00%
Capital	\$ -	\$ 39,000	\$ 39,000	\$ -	\$ -	0.00%
Transfers Out	\$ -	\$ 3,100	\$ 3,100	\$ -	\$ -	0.00%
558 North Impact Fees	\$ 717,482	\$ 2,831,248	\$ 2,831,248	\$ 743,633	\$ 21,377	26.27%
Contractual Services	\$ 7,482	\$ 900,000	\$ 900,000	\$ 31,153	\$ 21,377	3.46%
Capital	\$ 710,000	\$ 1,893,748	\$ 1,893,748	\$ 712,480	\$ -	37.62%
Transfers Out	\$ -	\$ 37,500	\$ 37,500	\$ -	\$ -	0.00%
559 Central Impact Fees	\$ 16,914	\$ 2,102,993	\$ 2,086,000	\$ 22,086	\$ 22,868	1.06%
Contractual Services	\$ 16,914	\$ -	\$ -	\$ 22,086	\$ 22,868	N/A
Contingency and Other	\$ -	\$ 16,993	\$ -	\$ -	\$ -	N/A
Capital	\$ -	\$ 2,066,000	\$ 2,066,000	\$ -	\$ -	0.00%
Transfers Out	\$ -	\$ 20,000	\$ 20,000	\$ -	\$ -	0.00%
560 South Impact Fees	\$ 15,529	\$ 2,692,237	\$ 2,650,056	\$ 160,279	\$ 854,414	6.05%
Contractual Services	\$ 15,529	\$ -	\$ -	\$ 15,529	\$ 24,135	N/A
Contingency and Other	\$ -	\$ 42,181	\$ -	\$ -	\$ -	N/A
Capital	\$ -	\$ 2,630,056	\$ 2,630,056	\$ 144,750	\$ 830,279	5.50%
Transfers Out	\$ -	\$ 20,000	\$ 20,000	\$ -	\$ -	0.00%
580 Health	\$ 1,576,038	\$ 13,108,395	\$ 13,108,395	\$ 11,310,994	\$ (352,097)	86.29%
350 County Health	\$ 1,530,219	\$ 12,517,832	\$ 12,517,832	\$ 10,752,772	\$ (352,097)	85.90%
Personnel Services- Salaries & Wages	\$ 245,633	\$ 4,089,068	\$ 4,089,068	\$ 3,203,170	\$ -	78.33%
Personnel Services- Employee Benefits	\$ 84,751	\$ 1,409,463	\$ 1,409,463	\$ 1,081,034	\$ -	76.70%
Contractual Services	\$ 371,404	\$ 5,654,642	\$ 5,654,642	\$ 5,008,994	\$ 9,652	88.58%
Commodities	\$ 820,280	\$ 1,174,372	\$ 1,174,372	\$ 1,269,287	\$ (361,749)	108.08%
Transfers Out	\$ 8,151	\$ 190,287	\$ 190,287	\$ 190,287	\$ -	100.00%

Kane County Expenditure Report - Detail
Through November 30, 2022 (100.0% YTD, 100.00% Payroll Expense through Pay Period Ending 11/26/2022)
DRAFT

	Current Month Transactions	Total Amended Budget	Total Amended Budget excluding Net Income	YTD Actual Transactions	YTD Encumbrances	Total % Used
351 Kane Kares	\$ 45,326	\$ 570,230	\$ 570,230	\$ 500,528	\$ (0)	87.78%
Personnel Services- Salaries & Wages	\$ 22,714	\$ 325,831	\$ 325,831	\$ 289,534	\$ -	88.86%
Personnel Services- Employee Benefits	\$ 9,369	\$ 124,026	\$ 124,026	\$ 114,625	\$ -	92.42%
Contractual Services	\$ 5,568	\$ 106,110	\$ 106,110	\$ 67,004	\$ -	63.15%
Commodities	\$ 7,675	\$ 300	\$ 300	\$ 15,401	\$ (0)	5,133.68%
Transfers Out	\$ -	\$ 13,963	\$ 13,963	\$ 13,963	\$ -	100.00%
354 Mass Vaccination Fund	\$ 493	\$ 20,333	\$ 20,333	\$ 57,694	\$ 0	283.75%
Contractual Services	\$ 114	\$ 20,333	\$ 20,333	\$ 41,987	\$ 0	206.50%
Commodities	\$ 379	\$ -	\$ -	\$ 15,707	\$ 0	N/A
660 Veterans' Commission	\$ 23,547	\$ 349,293	\$ 349,293	\$ 308,462	\$ -	88.31%
380 Veterans' Commission	\$ 23,547	\$ 349,293	\$ 349,293	\$ 308,462	\$ -	88.31%
Personnel Services- Salaries & Wages	\$ 15,534	\$ 202,504	\$ 202,504	\$ 201,918	\$ -	99.71%
Personnel Services- Employee Benefits	\$ 6,522	\$ 92,108	\$ 92,108	\$ 80,620	\$ -	87.53%
Contractual Services	\$ 55	\$ 48,422	\$ 48,422	\$ 23,523	\$ -	48.58%
Commodities	\$ 1,437	\$ 6,259	\$ 6,259	\$ 2,401	\$ -	38.36%

Kane County Expenditure Report - Detail
Through November 30, 2022 (100.0% YTD, 100.00% Payroll Expense through Pay Period Ending 11/26/2022)
DRAFT

	Current Month Transactions	Total Amended Budget	Total Amended Budget excluding Net Income	YTD Actual Transactions	YTD Encumbrances	Total % Used
670 Environmental Management	\$ 88,840	\$ 1,318,033	\$ 1,037,955	\$ 785,285	\$ 48,236	75.66%
001 General Fund	\$ 44,221	\$ 555,998	\$ 555,998	\$ 547,951	\$ 64	98.55%
Personnel Services- Salaries & Wages	\$ 34,849	\$ 454,817	\$ 454,817	\$ 448,247	\$ -	98.56%
Personnel Services- Employee Benefits	\$ 8,047	\$ 95,315	\$ 95,315	\$ 94,867	\$ -	99.53%
Contractual Services	\$ 389	\$ 4,650	\$ 4,650	\$ 3,130	\$ -	67.31%
Commodities	\$ 936	\$ 1,216	\$ 1,216	\$ 1,707	\$ 64	140.38%
420 Stormwater Management	\$ 917	\$ 128,614	\$ 128,614	\$ 24,127	\$ -	18.76%
Personnel Services- Salaries & Wages	\$ 590	\$ 7,694	\$ 7,694	\$ 7,672	\$ -	99.71%
Personnel Services- Employee Benefits	\$ 327	\$ 4,140	\$ 4,140	\$ 3,995	\$ -	96.51%
Contractual Services	\$ -	\$ 116,501	\$ 116,501	\$ 12,181	\$ -	10.46%
Transfers Out	\$ -	\$ 279	\$ 279	\$ 279	\$ -	100.00%
421 Elec Agg Civic Contribution	\$ 3,896	\$ 381,868	\$ 101,790	\$ 30,896	\$ -	30.35%
Contractual Services	\$ 3,896	\$ 74,790	\$ 74,790	\$ 3,896	\$ -	5.21%
Contingency and Other	\$ -	\$ 280,078	\$ -	\$ -	\$ -	#DIV/0!
Transfers Out	\$ -	\$ 27,000	\$ 27,000	\$ 27,000	\$ -	N/A
650 Enterprise Surcharge	\$ 39,807	\$ 251,553	\$ 251,553	\$ 182,311	\$ 48,172	72.47%
Personnel Services- Salaries & Wages	\$ 3,300	\$ 50,461	\$ 50,461	\$ 52,103	\$ -	103.25%
Personnel Services- Employee Benefits	\$ 1,432	\$ 15,554	\$ 15,554	\$ 17,719	\$ -	113.92%
Contractual Services	\$ 34,181	\$ 162,725	\$ 162,725	\$ 101,143	\$ 48,172	62.16%
Commodities	\$ 894	\$ 21,025	\$ 21,025	\$ 9,557	\$ -	45.45%
Transfers Out	\$ -	\$ 1,788	\$ 1,788	\$ 1,788	\$ -	100.00%
690 Development	\$ 2,158,949	\$ 24,473,762	\$ 24,349,135	\$ 12,995,092	\$ 71,826	53.37%
001 General Fund	\$ 90,869	\$ 1,184,115	\$ 1,184,115	\$ 1,121,855	\$ -	94.74%
Personnel Services- Salaries & Wages	\$ 66,566	\$ 855,870	\$ 855,870	\$ 850,595	\$ -	99.38%
Personnel Services- Employee Benefits	\$ 18,069	\$ 233,319	\$ 233,319	\$ 220,398	\$ -	94.46%
Contractual Services	\$ 4,211	\$ 71,946	\$ 71,946	\$ 30,198	\$ -	41.97%
Commodities	\$ 2,022	\$ 22,980	\$ 22,980	\$ 20,665	\$ -	89.93%
400 Economic Development	\$ 5,162	\$ 199,970	\$ 199,970	\$ 111,521	\$ -	55.77%
Personnel Services- Salaries & Wages	\$ 3,408	\$ 44,071	\$ 44,071	\$ 44,307	\$ -	100.54%
Personnel Services- Employee Benefits	\$ 1,506	\$ 19,093	\$ 19,093	\$ 18,552	\$ -	97.17%
Contractual Services	\$ 248	\$ 136,406	\$ 136,406	\$ 48,662	\$ -	35.67%
Commodities	\$ -	\$ 400	\$ 400	\$ -	\$ -	0.00%

Kane County Expenditure Report - Detail
Through November 30, 2022 (100.0% YTD, 100.00% Payroll Expense through Pay Period Ending 11/26/2022)
DRAFT

	Current Month Transactions	Total Amended Budget	Total Amended Budget excluding Net Income	YTD Actual Transactions	YTD Encumbrances	Total % Used
401 Community Dev Block Program	\$ 509,833	\$ 1,441,635	\$ 1,441,635	\$ 1,733,546	\$ -	120.25%
Personnel Services- Salaries & Wages	\$ 9,765	\$ 150,722	\$ 150,722	\$ 105,869	\$ -	70.24%
Personnel Services- Employee Benefits	\$ 2,178	\$ 50,781	\$ 50,781	\$ 30,713	\$ -	60.48%
Contractual Services	\$ 494,871	\$ 1,202,313	\$ 1,202,313	\$ 1,582,742	\$ -	131.64%
Commodities	\$ 3,019	\$ 9,298	\$ 9,298	\$ 7,501	\$ -	80.67%
Transfers Out	\$ -	\$ 28,521	\$ 28,521	\$ 6,721	\$ -	23.57%
402 HOME Program	\$ 426,354	\$ 1,120,710	\$ 1,120,710	\$ 1,103,977	\$ -	98.51%
Personnel Services- Salaries & Wages	\$ 4,920	\$ 71,679	\$ 71,679	\$ 76,878	\$ -	107.25%
Personnel Services- Employee Benefits	\$ 937	\$ 15,664	\$ 15,664	\$ 17,878	\$ -	114.13%
Contractual Services	\$ 420,435	\$ 1,030,080	\$ 1,030,080	\$ 1,005,900	\$ -	97.65%
Commodities	\$ 62	\$ 897	\$ 897	\$ 932	\$ -	103.89%
Transfers Out	\$ -	\$ 2,390	\$ 2,390	\$ 2,390	\$ -	100.00%
403 Unincorporated Stormwater Mgmt	\$ -	\$ 55,000	\$ 55,000	\$ 2,920	\$ -	5.31%
Contractual Services	\$ -	\$ 55,000	\$ 55,000	\$ 2,920	\$ -	5.31%
404 Homeless Management Info Systems	\$ 10,081	\$ 166,434	\$ 166,434	\$ 138,466	\$ -	83.20%
Personnel Services- Salaries & Wages	\$ 4,926	\$ 62,056	\$ 62,056	\$ 61,374	\$ -	98.90%
Personnel Services- Employee Benefits	\$ 1,384	\$ 18,750	\$ 18,750	\$ 17,730	\$ -	94.56%
Contractual Services	\$ 3,686	\$ 82,029	\$ 82,029	\$ 55,916	\$ -	68.17%
Commodities	\$ 86	\$ 911	\$ 911	\$ 759	\$ -	83.29%
Transfers Out	\$ -	\$ 2,688	\$ 2,688	\$ 2,688	\$ -	100.00%
405 Cost Share Drainage	\$ 99	\$ 167,000	\$ 167,000	\$ 103,401	\$ 70,606	61.92%
Contractual Services	\$ 99	\$ 166,160	\$ 166,160	\$ 84,717	\$ 70,606	50.99%
Commodities	\$ -	\$ 840	\$ 840	\$ 100	\$ -	11.90%
Capital	\$ -	\$ -	\$ -	\$ 18,584	\$ -	N/A

Kane County Expenditure Report - Detail
Through November 30, 2022 (100.0% YTD, 100.00% Payroll Expense through Pay Period Ending 11/26/2022)
DRAFT

	Current Month Transactions	Total Amended Budget	Total Amended Budget excluding Net Income	YTD Actual Transactions	YTD Encumbrances	Total % Used
406 OCR & Recovery Act Programs	\$ 38,418	\$ 55,003	\$ 55,003	\$ 81,046	\$ -	147.35%
Personnel Services- Salaries & Wages	\$ 252	\$ 3,878	\$ 3,878	\$ 2,805	\$ -	72.33%
Personnel Services- Employee Benefits	\$ 37	\$ 886	\$ 886	\$ 410	\$ -	46.27%
Contractual Services	\$ 38,129	\$ 50,202	\$ 50,202	\$ 77,831	\$ -	155.04%
Commodities	\$ -	\$ 37	\$ 37	\$ -	\$ -	0.00%
407 Quality of Kane Grants	\$ -	\$ 30,110	\$ 30,110	\$ 7,200	\$ -	23.91%
Contractual Services	\$ -	\$ 30,110	\$ 30,110	\$ 7,200	\$ -	23.91%
408 Neighborhood Stabilization Progr	\$ -	\$ 208	\$ -	\$ -	\$ -	N/A
Contingency and Other	\$ -	\$ 208	\$ -	\$ -	\$ -	N/A
409 Continuum of Care Planning Grant	\$ 6,492	\$ 81,773	\$ 81,773	\$ 86,105	\$ -	105.30%
Personnel Services- Salaries & Wages	\$ 4,263	\$ 37,164	\$ 37,164	\$ 36,867	\$ -	99.20%
Personnel Services- Employee Benefits	\$ 1,449	\$ 10,193	\$ 10,193	\$ 11,767	\$ -	115.44%
Contractual Services	\$ 728	\$ 31,962	\$ 31,962	\$ 35,748	\$ -	111.84%
Commodities	\$ 53	\$ 1,110	\$ 1,110	\$ 379	\$ -	34.11%
Transfers Out	\$ -	\$ 1,344	\$ 1,344	\$ 1,344	\$ -	100.00%
410 Elgin CDBG	\$ 52,967	\$ 765,960	\$ 765,960	\$ 475,222	\$ -	62.04%
Personnel Services- Salaries & Wages	\$ 4,732	\$ 90,722	\$ 90,722	\$ 60,841	\$ -	67.06%
Personnel Services- Employee Benefits	\$ 1,356	\$ 22,458	\$ 22,458	\$ 18,047	\$ -	80.36%
Contractual Services	\$ 46,810	\$ 648,712	\$ 648,712	\$ 392,461	\$ -	60.50%
Commodities	\$ 69	\$ 931	\$ 931	\$ 736	\$ -	79.06%
Transfers Out	\$ -	\$ 3,137	\$ 3,137	\$ 3,137	\$ -	100.00%
411 Emergency Rental Assistance	\$ -	\$ 290,503	\$ 290,503	\$ 42,792	\$ (0)	14.73%
Personnel Services- Salaries & Wages	\$ -	\$ 21,604	\$ 21,604	\$ 18,293	\$ -	84.68%
Personnel Services- Employee Benefits	\$ -	\$ 4,257	\$ 4,257	\$ 3,443	\$ -	80.87%
Contractual Services	\$ -	\$ 264,427	\$ 264,427	\$ 20,860	\$ (0)	7.89%
Commodities	\$ -	\$ 215	\$ 215	\$ 196	\$ -	91.19%

Kane County Expenditure Report - Detail
Through November 30, 2022 (100.0% YTD, 100.00% Payroll Expense through Pay Period Ending 11/26/2022)
DRAFT

	Current Month Transactions	Total Amended Budget	Total Amended Budget excluding Net Income	YTD Actual Transactions	YTD Encumbrances	Total % Used
412 Emergency Rental Assistance #2	\$ 4,111	\$ 15,545,553	\$ 15,545,553	\$ 6,037,584	\$ -	38.84%
Personnel Services- Salaries & Wages	\$ 2,578	\$ 44,108	\$ 44,108	\$ 5,054	\$ -	11.46%
Personnel Services- Employee Benefits	\$ 426	\$ 12,985	\$ 12,985	\$ 864	\$ -	6.65%
Contractual Services	\$ 318	\$ 15,487,942	\$ 15,487,942	\$ 6,030,851	\$ -	38.94%
Commodities	\$ 790	\$ 518	\$ 518	\$ 814	\$ -	157.23%
413 CDBG-CV	\$ 923,666	\$ 1,900,916	\$ 1,900,916	\$ 925,601	\$ -	48.69%
Personnel Services- Salaries & Wages	\$ 119	\$ 44,510	\$ 44,510	\$ 1,628	\$ -	3.66%
Personnel Services- Employee Benefits	\$ 93	\$ 18,042	\$ 18,042	\$ 329	\$ -	1.82%
Contractual Services	\$ 923,452	\$ 1,837,778	\$ 1,837,778	\$ 923,622	\$ -	50.26%
Commodities	\$ 2	\$ 586	\$ 586	\$ 23	\$ -	3.92%
414 Home - ARP	\$ 517	\$ -	\$ -	\$ 3,746	\$ -	N/A
Personnel Services- Salaries & Wages	\$ 428	\$ -	\$ -	\$ 2,974	\$ -	N/A
Personnel Services- Employee Benefits	\$ 63	\$ -	\$ -	\$ 442	\$ -	N/A
Contractual Services	\$ 22	\$ -	\$ -	\$ 289	\$ -	N/A
Commodities	\$ 5	\$ -	\$ -	\$ 41	\$ -	N/A
415 Homeless Prevention Program	\$ 25,519	\$ 416,049	\$ 416,049	\$ 335,031	\$ -	80.53%
Personnel Services- Salaries & Wages	\$ 5,709	\$ 139,819	\$ 139,819	\$ 109,743	\$ -	78.49%
Personnel Services- Employee Benefits	\$ 1,590	\$ 49,842	\$ 49,842	\$ 34,526	\$ -	69.27%
Contractual Services	\$ 17,907	\$ 215,531	\$ 215,531	\$ 178,754	\$ -	82.94%
Commodities	\$ 313	\$ 1,895	\$ 1,895	\$ 3,047	\$ -	160.80%
Transfers Out	\$ -	\$ 8,962	\$ 8,962	\$ 8,962	\$ -	100.00%
425 Blighted Structure Demolition	\$ -	\$ 120,000	\$ 120,000	\$ 19,140	\$ -	15.95%
Contractual Services	\$ -	\$ 120,000	\$ 120,000	\$ 19,140	\$ -	15.95%

Kane County Expenditure Report - Detail
Through November 30, 2022 (100.0% YTD, 100.00% Payroll Expense through Pay Period Ending 11/26/2022)
DRAFT

	Current Month Transactions	Total Amended Budget	Total Amended Budget excluding Net Income	YTD Actual Transactions	YTD Encumbrances	Total % Used
435 Growing for Kane	\$ -	\$ 10,000	\$ 10,000	\$ 720	\$ -	7.20%
Contractual Services	\$ -	\$ 8,500	\$ 8,500	\$ -	\$ -	0.00%
Commodities	\$ -	\$ 1,500	\$ 1,500	\$ 720	\$ -	47.99%
520 Mill Creek Special Service Area	\$ 64,860	\$ 884,603	\$ 760,189	\$ 663,769	\$ 1,220	87.32%
Personnel Services- Salaries & Wages	\$ 5,100	\$ 69,751	\$ 69,751	\$ 68,462	\$ -	98.15%
Personnel Services- Employee Benefits	\$ 2,208	\$ 28,315	\$ 28,315	\$ 27,839	\$ -	98.32%
Contractual Services	\$ 55,601	\$ 636,472	\$ 636,472	\$ 551,387	\$ 1,220	86.63%
Commodities	\$ 1,951	\$ 19,900	\$ 19,900	\$ 10,331	\$ -	51.91%
Contingency and Other	\$ -	\$ 124,414	\$ -	\$ -	\$ -	N/A
Transfers Out	\$ -	\$ 5,751	\$ 5,751	\$ 5,751	\$ -	100.00%
521 Bowes Creek Special Service Area	\$ -	\$ 5	\$ -	\$ -	\$ -	N/A
Contingency and Other	\$ -	\$ 5	\$ -	\$ -	\$ -	N/A
5302 Shirewood Farm SSA SW39	\$ -	\$ 110	\$ 110	\$ -	\$ -	0.00%
Contractual Services	\$ -	\$ 110	\$ 110	\$ -	\$ -	0.00%
5304 Wildwood West SBA SW41	\$ -	\$ 10,000	\$ 10,000	\$ 1,450	\$ -	14.50%
Contractual Services	\$ -	\$ 9,335	\$ 9,335	\$ 1,450	\$ -	15.53%
Transfers Out	\$ -	\$ 665	\$ 665	\$ -	\$ -	0.00%
5306 Cheval DeSelle Venetian SBA SW43	\$ -	\$ 7,482	\$ 7,482	\$ -	\$ -	0.00%
Contractual Services	\$ -	\$ 2,200	\$ 2,200	\$ -	\$ -	0.00%
Transfers Out	\$ -	\$ 5,282	\$ 5,282	\$ -	\$ -	0.00%
5308 Plank Road Estates SBA SW45	\$ -	\$ 4,856	\$ 4,856	\$ -	\$ -	0.00%
Contractual Services	\$ -	\$ 1,575	\$ 1,575	\$ -	\$ -	0.00%
Transfers Out	\$ -	\$ 3,281	\$ 3,281	\$ -	\$ -	0.00%

Kane County Expenditure Report - Detail
Through November 30, 2022 (100.0% YTD, 100.00% Payroll Expense through Pay Period Ending 11/26/2022)
DRAFT

	Current Month Transactions	Total Amended Budget	Total Amended Budget excluding Net Income	YTD Actual Transactions	YTD Encumbrances	Total % Used
5310 Exposition View SBA SW47	\$ -	\$ 4,338	\$ 4,338	\$ -	\$ -	0.00%
Contractual Services	\$ -	\$ 500	\$ 500	\$ -	\$ -	0.00%
Transfers Out	\$ -	\$ 3,838	\$ 3,838	\$ -	\$ -	0.00%
5311 Pasadena Drive SBA SW48	\$ -	\$ 2,880	\$ 2,880	\$ -	\$ -	0.00%
Contractual Services	\$ -	\$ 348	\$ 348	\$ -	\$ -	0.00%
Transfers Out	\$ -	\$ 2,532	\$ 2,532	\$ -	\$ -	0.00%
5312 Tamara Dittman SBA SW 50	\$ -	\$ 1,215	\$ 1,215	\$ -	\$ -	0.00%
Transfers Out	\$ -	\$ 1,215	\$ 1,215	\$ -	\$ -	0.00%
5313 Church Molitor SSA SA 52	\$ -	\$ 3,334	\$ 3,334	\$ -	\$ -	0.00%
Transfers Out	\$ -	\$ 3,334	\$ 3,334	\$ -	\$ -	0.00%
5314 45W185 Plank Road SSA SW 54	\$ -	\$ 4,000	\$ 4,000	\$ -	\$ -	0.00%
Transfers Out	\$ -	\$ 4,000	\$ 4,000	\$ -	\$ -	0.00%
760 Debt Service	\$ 3,018,381	\$ 6,059,320	\$ 5,938,926	\$ 6,637,905	\$ -	111.77%
601 Public Building Commission	\$ -	\$ 79,464	\$ -	\$ -	\$ -	N/A
Contingency and Other	\$ -	\$ 79,464	\$ -	\$ -	\$ -	N/A
610 Capital Improvement Debt Service	\$ -	\$ 202,202	\$ 202,202	\$ 202,202	\$ -	100.00%
Debt Service	\$ -	\$ 202,202	\$ 202,202	\$ 202,202	\$ -	100.00%
620 Motor Fuel Tax Debt Service	\$ -	\$ 303,875	\$ 302,699	\$ 302,699	\$ -	100.00%
Contingency and Other	\$ -	\$ 1,176	\$ -	\$ -	\$ -	N/A
Transfers Out	\$ -	\$ 302,699	\$ 302,699	\$ 302,699	\$ -	100.00%
621 Transit Sales Tax Debt Service	\$ -	\$ 175,415	\$ 174,715	\$ 174,715	\$ -	100.00%
Contingency and Other	\$ -	\$ 700	\$ -	\$ -	\$ -	N/A
Transfers Out	\$ -	\$ 174,715	\$ 174,715	\$ 174,715	\$ -	100.00%

Kane County Expenditure Report - Detail
Through November 30, 2022 (100.0% YTD, 100.00% Payroll Expense through Pay Period Ending 11/26/2022)
DRAFT

	Current Month Transactions	Total Amended Budget	Total Amended Budget excluding Net Income	YTD Actual Transactions	YTD Encumbrances	Total % Used
622 Recovery Zone Bond Debt Service	\$ 99,920	\$ 161,457	\$ 122,403	\$ 222,323	\$ -	181.63%
Contractual Services	\$ -	\$ 550	\$ 550	\$ 550	\$ -	100.00%
Contingency and Other	\$ -	\$ 39,054	\$ -	\$ -	\$ -	N/A
Debt Service	\$ 99,920	\$ 121,853	\$ 121,853	\$ 221,773	\$ -	182.00%
623 JJC/AJC Refunding Debt Service	\$ 2,918,461	\$ 2,954,142	\$ 2,954,142	\$ 5,735,966	\$ -	194.17%
Contractual Services	\$ -	\$ 550	\$ 550	\$ -	\$ -	0.00%
Debt Service	\$ 2,918,461	\$ 2,953,592	\$ 2,953,592	\$ 5,735,966	\$ -	194.20%
624 Longmeadow Debt Service	\$ -	\$ 963,995	\$ 963,995	\$ -	\$ -	0.00%
Debt Service	\$ -	\$ 963,995	\$ 963,995	\$ -	\$ -	0.00%
625 Longmeadow Debt Srv - Cap Int	\$ -	\$ 1,218,770	\$ 1,218,770	\$ -	\$ -	0.00%
Debt Service	\$ -	\$ 1,218,770	\$ 1,218,770	\$ -	\$ -	0.00%
800 Other- Countywide Expenses	\$ 12,915,646	\$ 128,835,453	\$ 115,928,059	\$ 75,011,174	\$ 4,675,252	64.70%
001 General Fund	\$ 380,956	\$ 7,980,228	\$ 7,980,228	\$ 7,854,950	\$ 72,016	98.43%
Contractual Services	\$ 425,078	\$ 1,917,645	\$ 1,917,645	\$ 1,913,294	\$ 70,780	99.77%
Commodities	\$ (44,122)	\$ 1,243,453	\$ 1,243,453	\$ 1,122,526	\$ 1,236	90.27%
Transfers Out	\$ -	\$ 4,819,130	\$ 4,819,130	\$ 4,819,130	\$ -	100.00%
100 County Automation	\$ -	\$ 6,975	\$ 6,975	\$ -	\$ -	0.00%
Contractual Services	\$ -	\$ 6,975	\$ 6,975	\$ -	\$ -	0.00%
110 Illinois Municipal Retirement	\$ 568,349	\$ 7,408,796	\$ 7,408,796	\$ 7,093,919	\$ -	95.75%
Personnel Services- Employee Benefits	\$ 568,349	\$ 7,408,796	\$ 7,408,796	\$ 7,093,919	\$ -	95.75%
111 FICA/Social Security	\$ 411,623	\$ 4,937,345	\$ 4,937,345	\$ 4,712,967	\$ -	95.46%
Personnel Services- Employee Benefits	\$ 411,623	\$ 4,937,345	\$ 4,937,345	\$ 4,712,967	\$ -	95.46%
112 Special Reserve	\$ -	\$ 559,074	\$ 525,474	\$ 525,474	\$ -	100.00%
Contingency and Other	\$ -	\$ 33,600	\$ -	\$ -	\$ -	N/A
Transfers Out	\$ -	\$ 525,474	\$ 525,474	\$ 525,474	\$ -	100.00%

Kane County Expenditure Report - Detail
Through November 30, 2022 (100.0% YTD, 100.00% Payroll Expense through Pay Period Ending 11/26/2022)
DRAFT

	Current Month Transactions	Total Amended Budget	Total Amended Budget excluding Net Income	YTD Actual Transactions	YTD Encumbrances	Total % Used
113 Emergency Reserve	\$ -	\$ 20,960	\$ -	\$ -	\$ -	N/A
Contingency and Other	\$ -	\$ 20,960	\$ -	\$ -	\$ -	N/A
114 Property Tax Freeze Protection	\$ -	\$ 1,665,750	\$ 1,657,750	\$ 1,657,750	\$ -	100.00%
Contingency and Other	\$ -	\$ 8,000	\$ -	\$ -	\$ -	N/A
Transfers Out	\$ -	\$ 1,657,750	\$ 1,657,750	\$ 1,657,750	\$ -	100.00%
125 Public Safety Sales Tax	\$ 322,225	\$ 3,551,850	\$ 3,551,850	\$ 2,703,867	\$ 260,613	76.13%
Contractual Services	\$ 62,385	\$ 1,124,692	\$ 1,124,692	\$ 999,853	\$ 54,878	88.90%
Capital	\$ 259,840	\$ 1,821,652	\$ 1,821,652	\$ 1,098,508	\$ 205,735	60.30%
Transfers Out	\$ -	\$ 605,506	\$ 605,506	\$ 605,506	\$ -	100.00%
127 Judicial Technology Sales Tax	\$ 205,380	\$ 1,146,600	\$ 1,121,391	\$ 1,192,218	\$ -	106.32%
Personnel Services- Salaries & Wages	\$ 11,584	\$ 201,180	\$ 201,180	\$ 121,374	\$ -	60.33%
Personnel Services- Employee Benefits	\$ 6,794	\$ 109,268	\$ 109,268	\$ 35,545	\$ -	32.53%
Contractual Services	\$ 187,001	\$ 785,943	\$ 785,943	\$ 1,010,299	\$ -	128.55%
Contingency and Other	\$ -	\$ 25,209	\$ -	\$ -	\$ -	0.00%
Transfers Out	\$ -	\$ 25,000	\$ 25,000	\$ 25,000	\$ -	100.00%
353 Coronavirus Relief Fund	\$ -	\$ -	\$ -	\$ 1,564	\$ (0)	N/A
Contractual Services	\$ -	\$ -	\$ -	\$ 1,564	\$ (0)	N/A
354 Mass Vaccination Fund	\$ -	\$ -	\$ -	\$ 24,820	\$ -	N/A
Personnel Services- Salaries & Wages	\$ -	\$ -	\$ -	\$ 23,056	\$ -	N/A
Personnel Services- Employee Benefits	\$ -	\$ -	\$ -	\$ 1,764	\$ -	N/A
355 American Rescue Plan	\$ 7,663,270	\$ 30,411,786	\$ 30,411,786	\$ 16,073,892	\$ (0)	52.85%
Personnel Services- Salaries & Wages	\$ 9,754	\$ 119,677	\$ 119,677	\$ 111,560	\$ -	93.22%
Personnel Services- Employee Benefits	\$ 3,186	\$ 46,292	\$ 46,292	\$ 37,384	\$ -	80.76%
Contractual Services	\$ 841,456	\$ 6,398,374	\$ 6,398,374	\$ 2,752,762	\$ (0)	43.02%
Commodities	\$ 780	\$ 2,531	\$ 2,531	\$ 3,724	\$ -	147.12%
Contingency and Other	\$ -	\$ (1,000,000)	\$ (1,000,000)	\$ -	\$ -	0.00%
Capital	\$ -	\$ 69,100	\$ 69,100	\$ -	\$ -	0.00%
Transfers Out	\$ 6,808,093	\$ 24,775,812	\$ 24,775,812	\$ 13,168,463	\$ -	53.15%

Kane County Expenditure Report - Detail
Through November 30, 2022 (100.0% YTD, 100.00% Payroll Expense through Pay Period Ending 11/26/2022)
DRAFT

	Current Month Transactions	Total Amended Budget	Total Amended Budget excluding Net Income	YTD Actual Transactions	YTD Encumbrances	Total % Used
356 ARP Recoupment of Lost Revenue	\$ -	\$ 26,244,524	\$ 13,425,739	\$ 3,829,764	\$ -	28.53%
Contingency and Other	\$ -	\$ 12,818,785	\$ -	\$ -	\$ -	N/A
Transfers Out	\$ -	\$ 13,425,739	\$ 13,425,739	\$ 3,829,764	\$ -	28.53%
357 COVID Payroll Reimbursement	\$ 18,529	\$ 7,989,615	\$ 7,989,615	\$ 7,989,615	\$ -	100.00%
Transfers Out	\$ 18,529	\$ 7,989,615	\$ 7,989,615	\$ 7,989,615	\$ -	100.00%
358 FEMA PA Administration	\$ -	\$ 250,000	\$ 250,000	\$ -	\$ -	0.00%
Contractual Services	\$ -	\$ 250,000	\$ 250,000	\$ -	\$ -	0.00%
500 Capital Projects	\$ 1,954,323	\$ 13,298,450	\$ 13,298,450	\$ 4,553,849	\$ 4,342,624	34.24%
Contractual Services	\$ 16,277	\$ 810,231	\$ 810,231	\$ 485,809	\$ -	59.96%
Commodities	\$ 59,889	\$ -	\$ -	\$ 157,530	\$ 26,956	N/A
Capital	\$ 1,878,157	\$ 12,413,219	\$ 12,413,219	\$ 3,835,510	\$ 4,315,667	30.90%
Transfers Out	\$ -	\$ 75,000	\$ 75,000	\$ 75,000	\$ -	100.00%
501 Judicial Facility Construction	\$ -	\$ 1,198,000	\$ 1,198,000	\$ 832,475	\$ -	69.49%
Capital	\$ -	\$ 1,198,000	\$ 1,198,000	\$ 832,475	\$ -	69.49%
510 Capital Improvement Bond Const	\$ -	\$ 840	\$ -	\$ -	\$ -	N/A
Contingency and Other	\$ -	\$ 840	\$ -	\$ -	\$ -	N/A
652 Health Insurance Fund	\$ 1,390,991	\$ 22,164,660	\$ 22,164,660	\$ 15,964,050	\$ -	72.02%
Personnel Services- Employee Benefits	\$ 2,870	\$ 4,070	\$ 4,070	\$ 11,656	\$ -	286.40%
Contractual Services	\$ 1,388,122	\$ 22,160,590	\$ 22,160,590	\$ 15,952,394	\$ -	71.99%
900 Contingency	\$ -	\$ 1,514,111	\$ 1,500,687	\$ -	\$ -	0.00%
001 General Fund	\$ -	\$ 1,500,687	\$ 1,500,687	\$ -	\$ -	0.00%
Personnel Services- Salaries & Wages	\$ -	\$ 353,141	\$ 353,141	\$ -	\$ -	0.00%
Personnel Services- Employee Benefits	\$ -	\$ 87,124	\$ 87,124	\$ -	\$ -	0.00%
Contingency and Other	\$ -	\$ 1,060,422	\$ 1,060,422	\$ -	\$ -	0.00%
660 Working Cash	\$ -	\$ 13,424	\$ -	\$ -	\$ -	N/A
Contingency and Other	\$ -	\$ 13,424	\$ -	\$ -	\$ -	N/A
Grand Total	\$ 43,301,696	\$ 413,682,077	\$ 398,344,301	\$ 258,392,616	\$ 90,494,686	64.87%

Kane County Revenue Report - Summary
Through December 31, 2022 (8.3% YTD)

	Current Month Transactions	Total Amended Budget	Total Amended Budget excluding Cash on Hand	YTD Actual Transactions	Total % Received
000 General Government Revenue	\$ 16,400,927	\$ 102,849,172	\$ 102,820,779	\$ 16,400,927	15.95%
001 General Fund	\$ 16,369,188	\$ 96,110,087	\$ 96,110,087	\$ 16,369,188	17.03%
010 Insurance Liability	\$ 31,738	\$ 6,716,400	\$ 6,710,692	\$ 31,738	0.47%
354 Mass Vaccination Fund	\$ -	\$ 22,685	\$ -	\$ -	N/A
010 County Board	\$ 500,100	\$ 11,781,374	\$ 8,868,576	\$ 500,100	4.24%
001 General Fund	\$ -	\$ 92,500	\$ 92,500	\$ -	0.00%
120 Grand Victoria Casino Elgin	\$ 100	\$ 5,465,673	\$ 5,414,028	\$ 100	0.00%
430 Farmland Preservation	\$ 500,000	\$ 6,223,201	\$ 3,362,048	\$ 500,000	8.03%
040 Finance	\$ -	\$ 5,000	\$ 5,000	\$ -	0.00%
001 General Fund	\$ -	\$ 5,000	\$ 5,000	\$ -	0.00%
060 Information Technologies	\$ 1,126,776	\$ 3,474,573	\$ 3,031,913	\$ 1,126,776	32.43%
001 General Fund	\$ 759,234	\$ 1,251,913	\$ 1,251,913	\$ 759,234	60.65%
101 Geographic Information Systems	\$ 70,042	\$ 1,921,160	\$ 1,478,500	\$ 70,042	3.65%
385 IL Counties Information Mgmt	\$ -	\$ 4,000	\$ 4,000	\$ -	0.00%
390 Web Technical Services	\$ 297,500	\$ 297,500	\$ 297,500	\$ 297,500	100.00%
080 Building Management	\$ 2,544	\$ 50,659	\$ 50,659	\$ 2,544	5.02%
001 General Fund	\$ 2,544	\$ 50,659	\$ 50,659	\$ 2,544	5.02%
120 Human Resource Management	\$ -	\$ 984	\$ 984	\$ -	0.00%
246 Employee Events Fund	\$ -	\$ 984	\$ 984	\$ -	0.00%
150 Treasurer/Collector	\$ -	\$ 1,694,574	\$ 1,619,000	\$ -	0.00%
001 General Fund	\$ -	\$ 1,521,000	\$ 1,521,000	\$ -	0.00%
150 Tax Sale Automation	\$ -	\$ 152,574	\$ 77,000	\$ -	0.00%
268 Sale & Error	\$ -	\$ 21,000	\$ 21,000	\$ -	0.00%

Kane County Revenue Report - Summary
Through December 31, 2022 (8.3% YTD)

	Current Month Transactions	Total Amended Budget	Total Amended Budget excluding Cash on Hand	YTD Actual Transactions	Total % Received
170 Supervisor of Assessments	\$ -	\$ 72,653	\$ 72,653	\$ -	0.00%
001 General Fund	\$ -	\$ 72,653	\$ 72,653	\$ -	0.00%
190 County Clerk	\$ 91,905	\$ 2,231,767	\$ 1,309,543	\$ 91,905	4.12%
001 General Fund	\$ 78,395	\$ 1,134,543	\$ 1,134,543	\$ 78,395	6.91%
160 Vital Records Automation	\$ 13,510	\$ 247,224	\$ 174,900	\$ 13,510	5.46%
161 Election Equipment Fund	\$ -	\$ 850,000	\$ 100	\$ -	0.00%
210 Recorder	\$ 281,216	\$ 5,605,326	\$ 5,245,060	\$ 281,216	5.02%
001 General Fund	\$ 238,815	\$ 4,380,550	\$ 4,380,550	\$ 238,815	5.45%
170 Recorder's Automation	\$ 42,402	\$ 1,224,776	\$ 864,510	\$ 42,402	3.46%
240 Judiciary and Courts	\$ -	\$ 909,868	\$ 899,955	\$ -	0.00%
001 General Fund	\$ -	\$ 688,030	\$ 688,030	\$ -	0.00%
195 Children's Waiting Room	\$ -	\$ 144,755	\$ 137,755	\$ -	0.00%
196 D.U.I.	\$ -	\$ 12,580	\$ 12,580	\$ -	0.00%
197 Foreclosure Mediation Fund	\$ -	\$ 61,503	\$ 58,590	\$ -	0.00%
492 Marriage Fees	\$ -	\$ 3,000	\$ 3,000	\$ -	0.00%
250 Circuit Clerk	\$ -	\$ 6,350,496	\$ 5,992,128	\$ -	0.00%
001 General Fund	\$ -	\$ 3,588,100	\$ 3,588,100	\$ -	0.00%
200 Court Automation	\$ -	\$ 1,028,542	\$ 800,500	\$ -	0.00%
201 Court Document Storage	\$ -	\$ 825,050	\$ 800,500	\$ -	0.00%
202 Child Support	\$ -	\$ 182,195	\$ 138,028	\$ -	0.00%
203 Circuit Clerk Admin Services	\$ -	\$ 406,825	\$ 401,000	\$ -	0.00%
204 Circuit Clk Electronic Citation	\$ -	\$ 244,284	\$ 188,500	\$ -	0.00%
205 Circuit Ct Clerk Op and Admin	\$ -	\$ 75,500	\$ 75,500	\$ -	0.00%
300 State's Attorney	\$ 1,512,536	\$ 5,433,405	\$ 5,091,932	\$ 1,512,536	27.84%
001 General Fund	\$ -	\$ 1,869,646	\$ 1,736,751	\$ -	0.00%
220 Title IV-D	\$ 181,339	\$ 898,804	\$ 879,447	\$ 181,339	20.18%
221 Drug Prosecution	\$ 180,894	\$ 379,897	\$ 348,325	\$ 180,894	47.62%
222 Victim Coordinator Services	\$ 100,960	\$ 161,246	\$ 155,960	\$ 100,960	62.61%
223 Domestic Violence	\$ 350,000	\$ 356,726	\$ 350,000	\$ 350,000	98.11%
230 Child Advocacy Center	\$ 690,656	\$ 1,561,742	\$ 1,507,439	\$ 690,656	44.22%
231 Equitable Sharing Program	\$ -	\$ 25,000	\$ 25,000	\$ -	0.00%
232 State's Atty Records Automation	\$ -	\$ 75,334	\$ 30,000	\$ -	0.00%
234 Drug Asset Forfeiture	\$ 4,115	\$ 50,000	\$ 50,000	\$ 4,115	8.23%
235 State's Attorney Employee Events	\$ -	\$ 10	\$ 10	\$ -	0.00%
237 Money Laundering - State's Atty	\$ -	\$ 5,000	\$ 5,000	\$ -	0.00%
490 Kane County Law Enforcement	\$ 4,573	\$ 50,000	\$ 4,000	\$ 4,573	9.15%
360 Public Defender	\$ 6,093	\$ 139,252	\$ 139,252	\$ 6,093	4.38%
001 General Fund	\$ 6,093	\$ 138,252	\$ 138,252	\$ 6,093	4.41%
244 Public Defender Rec Automation	\$ -	\$ 1,000	\$ 1,000	\$ -	0.00%
370 Law Library	\$ -	\$ 291,071	\$ 287,951	\$ -	0.00%
250 Law Library	\$ -	\$ 291,071	\$ 287,951	\$ -	0.00%

Kane County Revenue Report - Summary
Through December 31, 2022 (8.3% YTD)

	Current Month Transactions	Total Amended Budget	Total Amended Budget excluding Cash on Hand	YTD Actual Transactions	Total % Received
380 Sheriff	\$ 444,690	\$ 4,812,908	\$ 4,168,686	\$ 444,690	9.24%
001 General Fund	\$ 10,690	\$ 3,158,156	\$ 3,158,156	\$ 10,690	0.34%
128 Sheriff's Vehicle & Equipment	\$ 434,000	\$ 648,222	\$ 4,000	\$ 434,000	66.95%
247 EMA Volunteer Fund	\$ -	\$ 3,200	\$ 3,200	\$ -	0.00%
248 KC Emergency Planning	\$ -	\$ 4,000	\$ 4,000	\$ -	0.00%
249 Bomb Squad SWAT	\$ -	\$ 5,000	\$ 5,000	\$ -	0.00%
251 Canteen Commission	\$ -	\$ 650,000	\$ 650,000	\$ -	0.00%
252 Sheriff DEF Federal - DOJ	\$ -	\$ 10,000	\$ 10,000	\$ -	0.00%
253 County Sheriff DEF Local	\$ -	\$ 20,000	\$ 20,000	\$ -	0.00%
254 FATS	\$ -	\$ 6,000	\$ 6,000	\$ -	0.00%
255 K-9 Unit	\$ -	\$ 30,000	\$ 30,000	\$ -	0.00%
256 Vehicle Maintenance/Purchase	\$ -	\$ 1,200	\$ 1,200	\$ -	0.00%
257 Sheriff DUI Fund	\$ -	\$ 32,000	\$ 32,000	\$ -	0.00%
258 Sheriff's Office Money Laundering	\$ -	\$ 5,000	\$ 5,000	\$ -	0.00%
259 Transportation Safety Highway HB	\$ -	\$ 20,000	\$ 20,000	\$ -	0.00%
262 AJF Medical Cost	\$ -	\$ 25,040	\$ 25,040	\$ -	0.00%
263 Sheriff Civil Operations	\$ -	\$ 20,000	\$ 20,000	\$ -	0.00%
264 Cannabis Regulation - Local	\$ -	\$ 90,090	\$ 90,090	\$ -	0.00%
265 Sheriff DEF Federal - Treasury	\$ -	\$ 50,000	\$ 50,000	\$ -	0.00%
702 Sheriff's Detail Escrow	\$ -	\$ 35,000	\$ 35,000	\$ -	0.00%
425 Kane Comm	\$ 921,257	\$ 2,422,913	\$ 2,370,712	\$ 921,257	38.02%
269 Kane Comm	\$ 921,257	\$ 2,422,913	\$ 2,370,712	\$ 921,257	38.02%
430 Court Services	\$ 375,225	\$ 9,358,889	\$ 8,862,789	\$ 375,225	4.01%
001 General Fund	\$ -	\$ 7,038,472	\$ 7,038,472	\$ -	0.00%
270 Probation Services	\$ 1,060	\$ 1,607,100	\$ 1,111,000	\$ 1,060	0.07%
271 Substance Abuse Screening	\$ 815	\$ 80,000	\$ 80,000	\$ 815	1.02%
273 Drug Court Special Resources	\$ 373,350	\$ 622,517	\$ 622,517	\$ 373,350	59.97%
276 Probation Victim Services	\$ -	\$ 10,000	\$ 10,000	\$ -	0.00%
278 Juvenile Justice Donation Fund	\$ -	\$ 700	\$ 700	\$ -	0.00%
759 Court Svcs Employee Education	\$ -	\$ 100	\$ 100	\$ -	0.00%
490 Coroner	\$ -	\$ 204,818	\$ 181,780	\$ -	0.00%
289 Coroner Administration	\$ -	\$ 204,808	\$ 181,770	\$ -	0.00%
701 Elder Fatality Review Team	\$ -	\$ 10	\$ 10	\$ -	0.00%
500 Animal Control	\$ 92,993	\$ 1,029,940	\$ 1,014,157	\$ 92,993	9.03%
290 Animal Control	\$ 92,993	\$ 1,029,940	\$ 1,014,157	\$ 92,993	9.03%

Kane County Revenue Report - Summary
Through December 31, 2022 (8.3% YTD)

	Current Month Transactions	Total Amended Budget	Total Amended Budget excluding Cash on Hand	YTD Actual Transactions	Total % Received
520 Transportation	\$ 234,263	\$ 118,444,343	\$ 49,926,059	\$ 234,263	0.20%
300 County Highway	\$ 102,387	\$ 9,817,609	\$ 6,113,929	\$ 102,387	1.04%
301 County Bridge	\$ -	\$ 331,195	\$ 331,195	\$ -	0.00%
302 Motor Fuel Tax	\$ -	\$ 38,280,439	\$ 13,061,385	\$ -	0.00%
303 County Highway Matching	\$ -	\$ 88,248	\$ 68,125	\$ -	0.00%
304 Motor Fuel Local Option	\$ -	\$ 13,180,000	\$ 9,436,000	\$ -	0.00%
305 Transportation Sales Tax	\$ -	\$ 45,322,665	\$ 17,815,000	\$ -	0.00%
515 Longmeadow Bond Construction	\$ -	\$ 220,263	\$ 8,000	\$ -	0.00%
540 Transportation Capital	\$ -	\$ 209,000	\$ 750	\$ -	0.00%
550 Aurora Area Impact Fees	\$ -	\$ 250	\$ 250	\$ -	0.00%
551 Campton Hills Impact Fees	\$ -	\$ 250	\$ 250	\$ -	0.00%
552 Greater Elgin Impact Fees	\$ -	\$ 427,117	\$ 4,500	\$ -	0.00%
553 Northwest Impact Fees	\$ -	\$ 345,000	\$ 1,200	\$ -	0.00%
554 Southwest Impact Fees	\$ -	\$ 113,270	\$ 400	\$ -	0.00%
555 Tri-Cities Impact Fees	\$ -	\$ 4,600	\$ 25	\$ -	0.00%
556 Upper Fox Impact Fees	\$ -	\$ 251,000	\$ 900	\$ -	0.00%
557 West Central Impact Fees	\$ -	\$ 41,400	\$ 150	\$ -	0.00%
558 North Impact Fees	\$ 36,666	\$ 3,060,000	\$ 2,048,000	\$ 36,666	1.20%
559 Central Impact Fees	\$ 8,867	\$ 2,381,000	\$ 313,000	\$ 8,867	0.37%
560 South Impact Fees	\$ 86,342	\$ 4,371,037	\$ 723,000	\$ 86,342	1.98%
580 Health	\$ 2,599,811	\$ 11,083,379	\$ 9,011,570	\$ 2,599,811	23.46%
350 County Health	\$ 2,366,488	\$ 10,497,295	\$ 8,475,372	\$ 2,366,488	22.54%
351 Kane Kares	\$ 233,323	\$ 586,084	\$ 536,198	\$ 233,323	39.81%
660 Veterans' Commission	\$ 35	\$ 514,810	\$ 464,810	\$ 35	0.01%
380 Veterans' Commission	\$ 35	\$ 514,810	\$ 464,810	\$ 35	0.01%
670 Environmental Management	\$ 125,589	\$ 779,861	\$ 532,484	\$ 125,589	16.10%
001 General Fund	\$ 29,114	\$ 64,089	\$ 64,089	\$ 29,114	45.43%
420 Stormwater Management	\$ 2,500	\$ 236,661	\$ 4,751	\$ 2,500	1.06%
421 Elec Agg Civic Contribution	\$ -	\$ 254,648	\$ 254,648	\$ -	0.00%
650 Enterprise Surcharge	\$ 93,975	\$ 223,463	\$ 207,996	\$ 93,975	42.05%
751 Subdivision Review Escrow	\$ -	\$ 1,000	\$ 1,000	\$ -	0.00%

Kane County Revenue Report - Summary
Through December 31, 2022 (8.3% YTD)

	Current Month Transactions	Total Amended Budget	Total Amended Budget excluding Cash on Hand	YTD Actual Transactions	Total % Received
690 Development	\$ 268,187	\$ 9,985,385	\$ 9,398,882	\$ 268,187	2.69%
001 General Fund	\$ 60,326	\$ 1,998,350	\$ 1,998,350	\$ 60,326	3.02%
400 Economic Development	\$ 74,643	\$ 207,084	\$ 74,893	\$ 74,643	36.04%
401 Community Dev Block Program	\$ 8,703	\$ 2,022,761	\$ 2,016,296	\$ 8,703	0.43%
402 HOME Program	\$ 3,966	\$ 1,264,538	\$ 1,261,616	\$ 3,966	0.31%
403 Unincorporated Stormwater Mgmt	\$ -	\$ 55,000	\$ 4,040	\$ -	0.00%
404 Homeless Management Info Systems	\$ 1,020	\$ 227,366	\$ 143,485	\$ 1,020	0.45%
405 Cost Share Drainage	\$ 69,403	\$ 189,403	\$ 74,617	\$ 69,403	36.64%
406 OCR & Recovery Act Programs	\$ -	\$ 55,552	\$ 55,444	\$ -	0.00%
407 Quality of Kane Grants	\$ -	\$ 30,110	\$ 10,110	\$ -	0.00%
409 Continuum of Care Planning Grant	\$ -	\$ 87,429	\$ 85,091	\$ -	0.00%
410 Elgin CDBG	\$ -	\$ 959,568	\$ 955,581	\$ -	0.00%
413 CDBG-CV	\$ 126	\$ 551,800	\$ 550,770	\$ 126	0.02%
414 Home - ARP	\$ -	\$ 853,213	\$ 849,756	\$ -	0.00%
415 Homeless Prevention Program	\$ -	\$ 249,326	\$ 249,326	\$ -	0.00%
425 Blighted Structure Demolition	\$ -	\$ 120,000	\$ 120,000	\$ -	0.00%
435 Growing for Kane	\$ 50,000	\$ 87,000	\$ 50,000	\$ 50,000	57.47%
520 Mill Creek Special Service Area	\$ -	\$ 1,009,409	\$ 884,603	\$ -	0.00%
521 Bowes Creek Special Service Area	\$ -	\$ 5	\$ 5	\$ -	0.00%
5302 Shirewood Farm SSA SW39	\$ -	\$ 110	\$ 110	\$ -	0.00%
5304 Wildwood West SBA SW41	\$ -	\$ 665	\$ 665	\$ -	0.00%
5306 Cheval DeSelle Venetian SBA SW43	\$ -	\$ 2,200	\$ 2,200	\$ -	0.00%
5308 Plank Road Estates SBA SW45	\$ -	\$ 1,575	\$ 1,575	\$ -	0.00%
5310 Exposition View SBA SW47	\$ -	\$ 500	\$ 500	\$ -	0.00%
5311 Pasadena Drive SBA SW48	\$ -	\$ 3,872	\$ 1,300	\$ -	0.00%
5312 Tamara Dittman SBA SW 50	\$ -	\$ 1,215	\$ 1,215	\$ -	0.00%
5313 Church Molitor SSA SA 52	\$ -	\$ 3,334	\$ 3,334	\$ -	0.00%
5314 45W185 Plank Road SSA SW 54	\$ -	\$ 4,000	\$ 4,000	\$ -	0.00%
760 Debt Service	\$ 4,788,143	\$ 5,220,637	\$ 4,967,807	\$ 4,788,143	91.72%
601 Public Building Commission	\$ -	\$ 11,240	\$ 11,240	\$ -	0.00%
610 Capital Improvement Debt Service	\$ -	\$ 202,202	\$ 3,540	\$ -	0.00%
620 Motor Fuel Tax Debt Service	\$ -	\$ 3,000	\$ 3,000	\$ -	0.00%
621 Transit Sales Tax Debt Service	\$ -	\$ 1,750	\$ 1,750	\$ -	0.00%
622 Recovery Zone Bond Debt Service	\$ 27,492	\$ 135,187	\$ 135,187	\$ 27,492	20.34%
623 JJC/AJC Refunding Debt Service	\$ 3,041,771	\$ 3,076,121	\$ 3,076,121	\$ 3,041,771	98.88%
624 Longmeadow Debt Service	\$ 1,718,880	\$ 1,736,969	\$ 1,736,969	\$ 1,718,880	98.96%
625 Longmeadow Debt Srv - Cap Int	\$ -	\$ 54,168	\$ -	\$ -	N/A

Kane County Revenue Report - Summary
Through December 31, 2022 (8.3% YTD)

	Current Month Transactions	Total Amended Budget	Total Amended Budget excluding Cash on Hand	YTD Actual Transactions	Total % Received
800 Other- Countywide Expenses	\$ 2,891,472	\$ 92,861,505	\$ 41,279,993	\$ 2,891,472	3.11%
100 County Automation	\$ 271	\$ 7,475	\$ 7,475	\$ 271	3.63%
110 Illinois Municipal Retirement	\$ -	\$ 5,486,723	\$ 4,986,586	\$ -	0.00%
111 FICA/Social Security	\$ -	\$ 5,222,169	\$ 5,091,966	\$ -	0.00%
112 Special Reserve	\$ 260,000	\$ 262,600	\$ 262,600	\$ 260,000	99.01%
113 Emergency Reserve	\$ -	\$ 52,770	\$ 52,770	\$ -	0.00%
114 Property Tax Freeze Protection	\$ -	\$ 5,049,890	\$ 49,890	\$ -	0.00%
125 Public Safety Sales Tax	\$ -	\$ 2,042,600	\$ 2,042,600	\$ -	0.00%
127 Judicial Technology Sales Tax	\$ -	\$ 1,384,289	\$ 1,360,600	\$ -	0.00%
355 American Rescue Plan	\$ -	\$ 26,793,023	\$ -	\$ -	N/A
356 ARP Recoupment of Lost Revenue	\$ -	\$ 10	\$ 10	\$ -	0.00%
357 COVID Payroll Reimbursement	\$ -	\$ 11,322,405	\$ 100,000	\$ -	0.00%
500 Capital Projects	\$ 1,022,087	\$ 9,591,595	\$ 1,979,540	\$ 1,022,087	10.66%
501 Judicial Facility Construction	\$ -	\$ 905,000	\$ 605,000	\$ -	0.00%
510 Capital Improvement Bond Const	\$ -	\$ 840	\$ 840	\$ -	0.00%
652 Health Insurance Fund	\$ 1,609,114	\$ 24,740,116	\$ 24,740,116	\$ 1,609,114	6.50%
900 Contingency	\$ -	\$ 33,800	\$ 33,800	\$ -	0.00%
660 Working Cash	\$ -	\$ 33,800	\$ 33,800	\$ -	0.00%
Grand Total	\$ 32,663,762	\$ 397,643,362	\$ 267,648,914	\$ 32,663,762	8.21%

Kane County Expenditure Report - Summary
Through December 31, 2022 (8.3% YTD, 7.69% Payroll Expense through Pay Period Ending 12/24/2022)

	Current Month	Total Amended	Total Amended	YTD Actual	YTD	Total % Used
	Transactions	Budget	Budget excluding Net Income	Transactions	Encumbrances	
010 County Board	\$ 3,357,744	\$ 13,047,131	\$ 12,066,406	\$ 3,357,744	\$ 6	27.83%
001 General Fund	\$ 116,208	\$ 1,358,257	\$ 1,358,257	\$ 116,208	\$ -	8.56%
120 Grand Victoria Casino Elgin	\$ 3,229,587	\$ 5,465,673	\$ 4,484,948	\$ 3,229,587	\$ 6	72.01%
430 Farmland Preservation	\$ 11,949	\$ 6,223,201	\$ 6,223,201	\$ 11,949	\$ -	0.19%
040 Finance	\$ 96,256	\$ 1,545,239	\$ 1,545,239	\$ 96,256	\$ 165	6.23%
001 General Fund	\$ 96,256	\$ 1,545,239	\$ 1,545,239	\$ 96,256	\$ 165	6.23%
060 Information Technologies	\$ 404,405	\$ 7,034,302	\$ 7,034,302	\$ 404,405	\$ 116,101	5.75%
001 General Fund	\$ 291,955	\$ 4,809,132	\$ 4,809,132	\$ 291,955	\$ 55,361	6.07%
101 Geographic Information Systems	\$ 107,458	\$ 1,921,160	\$ 1,921,160	\$ 107,458	\$ -	5.59%
354 Mass Vaccination Fund	\$ -	\$ 2,510	\$ 2,510	\$ -	\$ -	0.00%
385 IL Counties Information Mgmt	\$ 16	\$ 4,000	\$ 4,000	\$ 16	\$ -	0.40%
390 Web Technical Services	\$ 4,976	\$ 297,500	\$ 297,500	\$ 4,976	\$ 60,741	1.67%
080 Building Management	\$ 177,281	\$ 8,441,012	\$ 8,441,012	\$ 177,281	\$ 116,788	2.10%
001 General Fund	\$ 177,281	\$ 8,420,837	\$ 8,420,837	\$ 177,281	\$ 116,788	2.11%
354 Mass Vaccination Fund	\$ -	\$ 20,175	\$ 20,175	\$ -	\$ -	0.00%
120 Human Resource Management	\$ 56,594	\$ 4,824,028	\$ 4,824,028	\$ 56,594	\$ -	1.17%
001 General Fund	\$ 19,452	\$ 322,813	\$ 322,813	\$ 19,452	\$ -	6.03%
010 Insurance Liability	\$ 37,142	\$ 4,500,231	\$ 4,500,231	\$ 37,142	\$ -	0.83%
246 Employee Events Fund	\$ -	\$ 984	\$ 984	\$ -	\$ -	0.00%
140 County Auditor	\$ 20,500	\$ 302,548	\$ 302,548	\$ 20,500	\$ -	6.78%
001 General Fund	\$ 20,500	\$ 302,548	\$ 302,548	\$ 20,500	\$ -	6.78%

Kane County Expenditure Report - Summary
Through December 31, 2022 (8.3% YTD, 7.69% Payroll Expense through Pay Period Ending 12/24/2022)

	Current Month	Total Amended	Total Amended Budget excluding Net	YTD Actual	YTD	Total % Used
	Transactions	Budget	Income	Transactions	Encumbrances	
150 Treasurer/Collector	\$ 65,760	\$ 1,064,403	\$ 1,064,403	\$ 65,760	\$ 1,691	6.18%
001 General Fund	\$ 61,390	\$ 890,829	\$ 890,829	\$ 61,390	\$ 1,691	6.89%
150 Tax Sale Automation	\$ 4,370	\$ 152,574	\$ 152,574	\$ 4,370	\$ -	2.86%
268 Sale & Error	\$ -	\$ 21,000	\$ 21,000	\$ -	\$ -	0.00%
170 Supervisor of Assessments	\$ 87,644	\$ 1,426,886	\$ 1,426,886	\$ 87,644	\$ 5,432	6.14%
001 General Fund	\$ 87,644	\$ 1,426,886	\$ 1,426,886	\$ 87,644	\$ 5,432	6.14%
190 County Clerk	\$ 207,559	\$ 5,691,699	\$ 5,543,366	\$ 207,559	\$ -	3.74%
001 General Fund	\$ 201,921	\$ 4,594,475	\$ 4,594,475	\$ 201,921	\$ -	4.39%
160 Vital Records Automation	\$ 5,638	\$ 247,224	\$ 98,891	\$ 5,638	\$ -	5.70%
161 Election Equipment Fund	\$ -	\$ 850,000	\$ 850,000	\$ -	\$ -	0.00%
210 Recorder	\$ 76,770	\$ 2,117,814	\$ 2,117,814	\$ 76,770	\$ -	3.62%
001 General Fund	\$ 63,949	\$ 893,038	\$ 893,038	\$ 63,949	\$ -	7.16%
170 Recorder's Automation	\$ 12,821	\$ 1,224,776	\$ 1,224,776	\$ 12,821	\$ -	1.05%
230 Regional Office of Education	\$ 31,218	\$ 471,354	\$ 471,354	\$ 31,218	\$ -	6.62%
001 General Fund	\$ 31,218	\$ 471,354	\$ 471,354	\$ 31,218	\$ -	6.62%
240 Judiciary and Courts	\$ 244,636	\$ 4,433,992	\$ 4,426,642	\$ 244,636	\$ -	5.53%
001 General Fund	\$ 229,723	\$ 4,212,154	\$ 4,212,154	\$ 229,723	\$ -	5.45%
195 Children's Waiting Room	\$ 12,000	\$ 144,755	\$ 144,755	\$ 12,000	\$ -	8.29%
196 D.U.I.	\$ -	\$ 12,580	\$ 5,230	\$ -	\$ -	0.00%
197 Foreclosure Mediation Fund	\$ 2,913	\$ 61,503	\$ 61,503	\$ 2,913	\$ -	4.74%
492 Marriage Fees	\$ -	\$ 3,000	\$ 3,000	\$ -	\$ -	0.00%
250 Circuit Clerk	\$ 465,714	\$ 8,775,348	\$ 8,573,497	\$ 465,714	\$ -	5.43%
001 General Fund	\$ 321,494	\$ 6,012,952	\$ 6,012,952	\$ 321,494	\$ -	5.35%
200 Court Automation	\$ 31,963	\$ 1,028,542	\$ 1,028,542	\$ 31,963	\$ -	3.11%
201 Court Document Storage	\$ 49,397	\$ 825,050	\$ 721,711	\$ 49,397	\$ -	6.84%
202 Child Support	\$ 18,129	\$ 182,195	\$ 182,195	\$ 18,129	\$ -	9.95%
203 Circuit Clerk Admin Services	\$ 27,655	\$ 406,825	\$ 373,813	\$ 27,655	\$ -	7.40%
204 Circuit Clk Electronic Citation	\$ 17,076	\$ 244,284	\$ 244,284	\$ 17,076	\$ -	6.99%
205 Circuit Ct Clerk Op and Admin	\$ -	\$ 75,500	\$ 10,000	\$ -	\$ -	0.00%
300 State's Attorney	\$ 1,085,532	\$ 15,943,059	\$ 15,743,966	\$ 1,085,532	\$ 6,658	6.89%
001 General Fund	\$ 759,035	\$ 10,163,131	\$ 10,163,131	\$ 759,035	\$ 6,658	7.47%
010 Insurance Liability	\$ 113,315	\$ 2,216,169	\$ 2,216,169	\$ 113,315	\$ -	5.11%
220 Title IV-D	\$ 53,701	\$ 898,804	\$ 898,804	\$ 53,701	\$ -	5.97%
221 Drug Prosecution	\$ 30,195	\$ 379,897	\$ 379,897	\$ 30,195	\$ -	7.95%
222 Victim Coordinator Services	\$ 11,634	\$ 161,246	\$ 161,246	\$ 11,634	\$ -	7.22%
223 Domestic Violence	\$ 21,368	\$ 356,726	\$ 356,000	\$ 21,368	\$ -	6.00%
230 Child Advocacy Center	\$ 83,923	\$ 1,561,742	\$ 1,363,375	\$ 83,923	\$ -	6.16%
231 Equitable Sharing Program	\$ -	\$ 25,000	\$ 25,000	\$ -	\$ -	0.00%
232 State's Atty Records Automation	\$ 3,720	\$ 75,334	\$ 75,334	\$ 3,720	\$ -	4.94%
234 Drug Asset Forfeiture	\$ -	\$ 50,000	\$ 50,000	\$ -	\$ -	0.00%
235 State's Attorney Employee Events	\$ -	\$ 10	\$ 10	\$ -	\$ -	0.00%
237 Money Laundering - State's Atty	\$ -	\$ 5,000	\$ 5,000	\$ -	\$ -	0.00%
490 Kane County Law Enforcement	\$ 8,639	\$ 50,000	\$ 50,000	\$ 8,639	\$ -	17.28%
360 Public Defender	\$ 328,069	\$ 4,821,580	\$ 4,821,580	\$ 328,069	\$ -	6.80%
001 General Fund	\$ 328,069	\$ 4,820,580	\$ 4,820,580	\$ 328,069	\$ -	6.81%
244 Public Defender Rec Automation	\$ -	\$ 1,000	\$ 1,000	\$ -	\$ -	0.00%
370 Law Library	\$ 14,850	\$ 291,071	\$ 228,629	\$ 14,850	\$ -	6.50%
250 Law Library	\$ 14,850	\$ 291,071	\$ 228,629	\$ 14,850	\$ -	6.50%

Kane County Expenditure Report - Summary
Through December 31, 2022 (8.3% YTD, 7.69% Payroll Expense through Pay Period Ending 12/24/2022)

	Current Month	Total Amended	Total Amended	YTD Actual	YTD	Total % Used
	Transactions	Budget	Budget	Transactions	Encumbrances	
			excluding Net			
			Income			
380 Sheriff	\$ 2,547,246	\$ 41,673,555	\$ 41,653,005	\$ 2,547,246	\$ 1,539	6.12%
001 General Fund	\$ 2,497,296	\$ 40,018,803	\$ 40,018,803	\$ 2,497,296	\$ 1,539	6.24%
128 Sheriff's Vehicle & Equipment	\$ 32,955	\$ 648,222	\$ 648,222	\$ 32,955	\$ -	5.08%
247 EMA Volunteer Fund	\$ 1,134	\$ 3,200	\$ 2,800	\$ 1,134	\$ -	40.50%
248 KC Emergency Planning	\$ -	\$ 4,000	\$ 3,850	\$ -	\$ -	0.00%
249 Bomb Squad SWAT	\$ -	\$ 5,000	\$ 5,000	\$ -	\$ -	0.00%
251 Canteen Commission	\$ -	\$ 650,000	\$ 650,000	\$ -	\$ -	0.00%
252 Sheriff DEF Federal - DOJ	\$ -	\$ 10,000	\$ 10,000	\$ -	\$ -	0.00%
253 County Sheriff DEF Local	\$ -	\$ 20,000	\$ 20,000	\$ -	\$ -	0.00%
254 FATS	\$ -	\$ 6,000	\$ 6,000	\$ -	\$ -	0.00%
255 K-9 Unit	\$ -	\$ 30,000	\$ 30,000	\$ -	\$ -	0.00%
256 Vehicle Maintenance/Purchase	\$ -	\$ 1,200	\$ 1,200	\$ -	\$ -	0.00%
257 Sheriff DUI Fund	\$ -	\$ 32,000	\$ 32,000	\$ -	\$ -	0.00%
258 Sheriffs Office Money Laundering	\$ -	\$ 5,000	\$ 5,000	\$ -	\$ -	0.00%
259 Transportation Safety Highway HB	\$ -	\$ 20,000	\$ -	\$ -	\$ -	N/A
262 AJF Medical Cost	\$ -	\$ 25,040	\$ 25,040	\$ -	\$ -	0.00%
263 Sheriff Civil Operations	\$ -	\$ 20,000	\$ 20,000	\$ -	\$ -	0.00%
264 Cannabis Regulation - Local	\$ 500	\$ 90,090	\$ 90,090	\$ 500	\$ -	0.56%
265 Sheriff DEF Federal - Treasury	\$ 1,045	\$ 50,000	\$ 50,000	\$ 1,045	\$ -	2.09%
702 Sheriff's Detail Escrow	\$ 14,316	\$ 35,000	\$ 35,000	\$ 14,316	\$ -	40.90%
420 Merit Commission	\$ 4,484	\$ 102,957	\$ 102,957	\$ 4,484	\$ -	4.36%
001 General Fund	\$ 4,484	\$ 102,957	\$ 102,957	\$ 4,484	\$ -	4.36%
425 Kane Comm	\$ 266,737	\$ 2,422,913	\$ 2,421,194	\$ 266,737	\$ 40,979	11.02%
269 Kane Comm	\$ 266,737	\$ 2,422,913	\$ 2,421,194	\$ 266,737	\$ 40,979	11.02%

Kane County Expenditure Report - Summary
Through December 31, 2022 (8.3% YTD, 7.69% Payroll Expense through Pay Period Ending 12/24/2022)

	Current Month	Total Amended	Total Amended Budget excluding Net	YTD Actual	YTD	Total % Used
	Transactions	Budget	Income	Transactions	Encumbrances	
430 Court Services	\$ 1,458,276	\$ 16,605,450	\$ 16,605,350	\$ 1,458,276	\$ (211)	8.78%
001 General Fund	\$ 1,066,098	\$ 14,285,033	\$ 14,285,033	\$ 1,066,098	\$ (211)	7.46%
270 Probation Services	\$ 391,219	\$ 1,607,100	\$ 1,607,100	\$ 391,219	\$ -	24.34%
271 Substance Abuse Screening	\$ 110	\$ 80,000	\$ 80,000	\$ 110	\$ -	0.14%
273 Drug Court Special Resources	\$ 849	\$ 622,517	\$ 622,517	\$ 849	\$ -	0.14%
276 Probation Victim Services	\$ -	\$ 10,000	\$ 10,000	\$ -	\$ -	0.00%
278 Juvenile Justice Donation Fund	\$ -	\$ 700	\$ 700	\$ -	\$ -	0.00%
759 Court Svcs Employee Education	\$ -	\$ 100	\$ -	\$ -	\$ -	N/A
490 Coroner	\$ 89,963	\$ 1,722,723	\$ 1,722,713	\$ 89,963	\$ -	5.22%
001 General Fund	\$ 85,684	\$ 1,517,905	\$ 1,517,905	\$ 85,684	\$ -	5.64%
289 Coroner Administration	\$ 4,278	\$ 204,808	\$ 204,808	\$ 4,278	\$ -	2.09%
701 Elder Fatality Review Team	\$ -	\$ 10	\$ -	\$ -	\$ -	N/A
500 Animal Control	\$ 71,621	\$ 1,029,940	\$ 1,029,940	\$ 71,621	\$ 621	6.95%
290 Animal Control	\$ 71,621	\$ 1,029,940	\$ 1,029,940	\$ 71,621	\$ 621	6.95%
520 Transportation	\$ 2,841,462	\$ 118,444,343	\$ 118,444,343	\$ 2,841,462	\$ 1,354,758	2.40%
300 County Highway	\$ 538,997	\$ 9,817,609	\$ 9,817,609	\$ 538,997	\$ 396,470	5.49%
301 County Bridge	\$ -	\$ 331,195	\$ 331,195	\$ -	\$ -	0.00%
302 Motor Fuel Tax	\$ 381,660	\$ 38,280,439	\$ 38,280,439	\$ 381,660	\$ -	1.00%
303 County Highway Matching	\$ 81,850	\$ 88,248	\$ 88,248	\$ 81,850	\$ -	92.75%
304 Motor Fuel Local Option	\$ 117,075	\$ 13,180,000	\$ 13,180,000	\$ 117,075	\$ 926,123	0.89%
305 Transportation Sales Tax	\$ 1,721,880	\$ 45,322,665	\$ 45,322,665	\$ 1,721,880	\$ (30,451)	3.80%
515 Longmeadow Bond Construction	\$ -	\$ 220,263	\$ 220,263	\$ -	\$ -	0.00%
540 Transportation Capital	\$ -	\$ 209,000	\$ 209,000	\$ -	\$ -	0.00%
550 Aurora Area Impact Fees	\$ -	\$ 250	\$ 250	\$ -	\$ -	0.00%
551 Campton Hills Impact Fees	\$ -	\$ 250	\$ 250	\$ -	\$ -	0.00%
552 Greater Elgin Impact Fees	\$ -	\$ 427,117	\$ 427,117	\$ -	\$ 62,616	0.00%
553 Northwest Impact Fees	\$ -	\$ 345,000	\$ 345,000	\$ -	\$ -	0.00%
554 Southwest Impact Fees	\$ -	\$ 113,270	\$ 113,270	\$ -	\$ -	0.00%
555 Tri-Cities Impact Fees	\$ -	\$ 4,600	\$ 4,600	\$ -	\$ -	0.00%
556 Upper Fox Impact Fees	\$ -	\$ 251,000	\$ 251,000	\$ -	\$ -	0.00%
557 West Central Impact Fees	\$ -	\$ 41,400	\$ 41,400	\$ -	\$ -	0.00%
558 North Impact Fees	\$ -	\$ 3,060,000	\$ 3,060,000	\$ -	\$ -	0.00%
559 Central Impact Fees	\$ -	\$ 2,381,000	\$ 2,381,000	\$ -	\$ -	0.00%
560 South Impact Fees	\$ -	\$ 4,371,037	\$ 4,371,037	\$ -	\$ -	0.00%
580 Health	\$ 360,784	\$ 11,083,379	\$ 11,083,379	\$ 360,784	\$ 377,246	3.26%
350 County Health	\$ 325,914	\$ 10,497,295	\$ 10,497,295	\$ 325,914	\$ 377,246	3.10%
351 Kane Kares	\$ 34,870	\$ 586,084	\$ 586,084	\$ 34,870	\$ -	5.95%
660 Veterans' Commission	\$ 41,392	\$ 514,810	\$ 514,810	\$ 41,392	\$ -	8.04%
380 Veterans' Commission	\$ 41,392	\$ 514,810	\$ 514,810	\$ 41,392	\$ -	8.04%

Kane County Expenditure Report - Summary
Through December 31, 2022 (8.3% YTD, 7.69% Payroll Expense through Pay Period Ending 12/24/2022)

			Total Amended Budget excluding Net				
	Current Month Transactions	Total Amended Budget	Income	YTD Actual Transactions	YTD Encumbrances	Total % Used	
670 Environmental Management	\$ 89,216	\$ 1,317,029	\$ 1,164,470	\$ 89,216	\$ -	7.66%	
001 General Fund	\$ 44,207	\$ 601,257	\$ 601,257	\$ 44,207	\$ -	7.35%	
420 Stormwater Management	\$ 1,199	\$ 236,661	\$ 236,661	\$ 1,199	\$ -	0.51%	
421 Elec Agg Civic Contribution	\$ 27,089	\$ 254,648	\$ 102,089	\$ 27,089	\$ -	26.53%	
650 Enterprise Surcharge	\$ 16,721	\$ 223,463	\$ 223,463	\$ 16,721	\$ -	7.48%	
751 Subdivision Review Escrow	\$ -	\$ 1,000	\$ 1,000	\$ -	\$ -	0.00%	
690 Development	\$ 232,702	\$ 9,209,876	\$ 9,209,871	\$ 232,702	\$ 84	2.53%	
001 General Fund	\$ 82,244	\$ 1,222,841	\$ 1,222,841	\$ 82,244	\$ -	6.73%	
400 Economic Development	\$ 9,340	\$ 207,084	\$ 207,084	\$ 9,340	\$ -	4.51%	
401 Community Dev Block Program	\$ 16,821	\$ 2,022,761	\$ 2,022,761	\$ 16,821	\$ 25	0.83%	
402 HOME Program	\$ 8,544	\$ 1,264,538	\$ 1,264,538	\$ 8,544	\$ 9	0.68%	
403 Unincorporated Stormwater Mgmt	\$ -	\$ 55,000	\$ 55,000	\$ -	\$ -	0.00%	
404 Homeless Management Info Systems	\$ 7,088	\$ 227,366	\$ 227,366	\$ 7,088	\$ 14	3.12%	
405 Cost Share Drainage	\$ 525	\$ 189,403	\$ 189,403	\$ 525	\$ -	0.28%	
406 OCR & Recovery Act Programs	\$ -	\$ 55,552	\$ 55,552	\$ -	\$ -	0.00%	
407 Quality of Kane Grants	\$ -	\$ 30,110	\$ 30,110	\$ -	\$ -	0.00%	
409 Continuum of Care Planning Grant	\$ 6,099	\$ 87,429	\$ 87,429	\$ 6,099	\$ 5	6.98%	
410 Elgin CDBG	\$ 5,966	\$ 959,568	\$ 959,568	\$ 5,966	\$ 13	0.62%	
412 Emergency Rental Assistance #2	\$ 3,329	\$ -	\$ -	\$ 3,329	\$ -	N/A	
413 CDBG-CV	\$ 570	\$ 551,800	\$ 551,800	\$ 570	\$ 3	0.10%	
414 Home - ARP	\$ 1,133	\$ 853,213	\$ 853,213	\$ 1,133	\$ 15	0.13%	
415 Homeless Prevention Program	\$ 23,940	\$ 249,326	\$ 249,326	\$ 23,940	\$ -	9.60%	
425 Blighted Structure Demolition	\$ -	\$ 120,000	\$ 120,000	\$ -	\$ -	0.00%	
435 Growing for Kane	\$ -	\$ 87,000	\$ 87,000	\$ -	\$ -	0.00%	
520 Mill Creek Special Service Area	\$ 67,102	\$ 1,009,409	\$ 1,009,409	\$ 67,102	\$ -	6.65%	
521 Bowes Creek Special Service Area	\$ -	\$ 5	\$ -	\$ -	\$ -	N/A	
5302 Shirewood Farm SSA SW39	\$ -	\$ 110	\$ 110	\$ -	\$ -	0.00%	
5304 Wildwood West SBA SW41	\$ -	\$ 665	\$ 665	\$ -	\$ -	0.00%	
5306 Cheval DeSelle Venetian SBA SW43	\$ -	\$ 2,200	\$ 2,200	\$ -	\$ -	0.00%	
5308 Plank Road Estates SBA SW45	\$ -	\$ 1,575	\$ 1,575	\$ -	\$ -	0.00%	
5310 Exposition View SBA SW47	\$ -	\$ 500	\$ 500	\$ -	\$ -	0.00%	
5311 Pasadena Drive SBA SW48	\$ -	\$ 3,872	\$ 3,872	\$ -	\$ -	0.00%	
5312 Tamara Dittman SBA SW 50	\$ -	\$ 1,215	\$ 1,215	\$ -	\$ -	0.00%	
5313 Church Molitor SSA SA 52	\$ -	\$ 3,334	\$ 3,334	\$ -	\$ -	0.00%	
5314 45W185 Plank Road SSA SW 54	\$ -	\$ 4,000	\$ 4,000	\$ -	\$ -	0.00%	
760 Debt Service	\$ 101,101	\$ 5,220,637	\$ 5,192,694	\$ 101,101	\$ -	1.95%	
601 Public Building Commission	\$ -	\$ 11,240	\$ -	\$ -	\$ -	N/A	
610 Capital Improvement Debt Service	\$ 101,101	\$ 202,202	\$ 202,202	\$ 101,101	\$ -	50.00%	
620 Motor Fuel Tax Debt Service	\$ -	\$ 3,000	\$ -	\$ -	\$ -	N/A	
621 Transit Sales Tax Debt Service	\$ -	\$ 1,750	\$ -	\$ -	\$ -	N/A	
622 Recovery Zone Bond Debt Service	\$ -	\$ 135,187	\$ 123,234	\$ -	\$ -	0.00%	
623 JJC/AJC Refunding Debt Service	\$ -	\$ 3,076,121	\$ 3,076,121	\$ -	\$ -	0.00%	
624 Longmeadow Debt Service	\$ -	\$ 1,736,969	\$ 1,736,969	\$ -	\$ -	0.00%	
625 Longmeadow Debt Srv - Cap Int	\$ -	\$ 54,168	\$ 54,168	\$ -	\$ -	0.00%	

Kane County Expenditure Report - Summary
Through December 31, 2022 (8.3% YTD, 7.69% Payroll Expense through Pay Period Ending 12/24/2022)

	Current Month	Total Amended	Total Amended	YTD Actual	YTD	Total % Used
	Transactions	Budget	excl. Net Income	Transactions	Encumbrances	
800 Other- Countywide Expenses	\$ 26,116,368	\$ 101,604,831	\$ 100,608,512	\$ 26,116,368	\$ 757,335	25.96%
001 General Fund	\$ 5,471,383	\$ 8,743,326	\$ 8,743,326	\$ 5,471,383	\$ 739,335	62.58%
100 County Automation	\$ -	\$ 7,475	\$ 7,475	\$ -	\$ -	0.00%
110 Illinois Municipal Retirement	\$ 474,548	\$ 5,486,723	\$ 5,486,723	\$ 474,548	\$ -	8.65%
111 FICA/Social Security	\$ 376,305	\$ 5,222,169	\$ 5,222,169	\$ 376,305	\$ -	7.21%
112 Special Reserve	\$ -	\$ 262,600	\$ -	\$ -	\$ -	N/A
113 Emergency Reserve	\$ -	\$ 52,770	\$ -	\$ -	\$ -	N/A
114 Property Tax Freeze Protection	\$ 5,000,000	\$ 5,049,890	\$ 5,000,000	\$ 5,000,000	\$ -	100.00%
125 Public Safety Sales Tax	\$ 438,450	\$ 2,042,600	\$ 2,042,600	\$ 438,450	\$ 18,000	21.47%
127 Judicial Technology Sales Tax	\$ 52,274	\$ 1,384,289	\$ 1,359,080	\$ 52,274	\$ -	3.85%
355 American Rescue Plan	\$ 1,350,556	\$ 26,793,023	\$ 26,793,023	\$ 1,350,556	\$ -	5.04%
356 ARP Recoupment of Lost Revenue	\$ -	\$ 10	\$ -	\$ -	\$ -	N/A
357 COVID Payroll Reimbursement	\$ 11,322,405	\$ 11,322,405	\$ 11,322,405	\$ 11,322,405	\$ -	100.00%
500 Capital Projects	\$ 46,945	\$ 9,591,595	\$ 9,591,595	\$ 46,945	\$ -	0.49%
501 Judicial Facility Construction	\$ -	\$ 905,000	\$ 300,000	\$ -	\$ -	0.00%
510 Capital Improvement Bond Const	\$ -	\$ 840	\$ -	\$ -	\$ -	N/A
652 Health Insurance Fund	\$ 1,583,501	\$ 24,740,116	\$ 24,740,116	\$ 1,583,501	\$ -	6.40%
900 Contingency	\$ -	\$ 6,459,453	\$ 6,425,653	\$ -	\$ -	0.00%
001 General Fund	\$ -	\$ 6,425,653	\$ 6,425,653	\$ -	\$ -	0.00%
660 Working Cash	\$ -	\$ 33,800	\$ -	\$ -	\$ -	N/A
Grand Total	\$ 40,941,883	\$ 397,643,362	\$ 394,810,563	\$ 40,941,883	\$ 2,779,192	10.37%

Kane County Expenditure Report - Detail
Through December 31, 2022 (8.3% YTD, 7.69% Payroll Expense through Pay Period Ending 12/24/2022)

	Current Month	Total Amended	Total Amended	YTD Actual	YTD	Total % Used
	Transactions	Budget	excluding Net	Transactions	Encumbrances	
			Income			
010 County Board	\$ 3,357,744	\$ 13,047,131	\$ 12,066,406	\$ 3,357,744	\$ 6	27.83%
001 General Fund	\$ 116,208	\$ 1,358,257	\$ 1,358,257	\$ 116,208	\$ -	8.56%
Personnel Services- Salaries & Wages	\$ 77,183	\$ 1,002,558	\$ 1,002,558	\$ 77,183	\$ -	7.70%
Personnel Services- Employee Benefits	\$ 27,128	\$ 261,524	\$ 261,524	\$ 27,128	\$ -	10.37%
Contractual Services	\$ 11,742	\$ 83,075	\$ 83,075	\$ 11,742	\$ -	14.13%
Commodities	\$ 155	\$ 11,100	\$ 11,100	\$ 155	\$ -	1.39%
120 Grand Victoria Casino Elgin	\$ 3,229,587	\$ 5,465,673	\$ 4,484,948	\$ 3,229,587	\$ 6	72.01%
Personnel Services- Salaries & Wages	\$ 3,380	\$ 47,647	\$ 47,647	\$ 3,380	\$ -	7.09%
Personnel Services- Employee Benefits	\$ 2,040	\$ 64,766	\$ 64,766	\$ 2,040	\$ -	3.15%
Contractual Services	\$ 550,175	\$ 1,689,107	\$ 1,689,107	\$ 550,175	\$ 6	32.57%
Commodities	\$ -	\$ 6,814	\$ 6,814	\$ -	\$ -	0.00%
Contingency and Other	\$ -	\$ 980,725	\$ -	\$ -	\$ -	N/A
Transfers Out	\$ 2,673,992	\$ 2,676,614	\$ 2,676,614	\$ 2,673,992	\$ -	99.90%
430 Farmland Preservation	\$ 11,949	\$ 6,223,201	\$ 6,223,201	\$ 11,949	\$ -	0.19%
Personnel Services- Salaries & Wages	\$ 7,529	\$ 92,079	\$ 92,079	\$ 7,529	\$ -	8.18%
Personnel Services- Employee Benefits	\$ 780	\$ 13,614	\$ 13,614	\$ 780	\$ -	5.73%
Contractual Services	\$ -	\$ 400,771	\$ 400,771	\$ -	\$ -	0.00%
Capital	\$ -	\$ 5,713,096	\$ 5,713,096	\$ -	\$ -	0.00%
Transfers Out	\$ 3,641	\$ 3,641	\$ 3,641	\$ 3,641	\$ -	100.00%
040 Finance	\$ 96,256	\$ 1,545,239	\$ 1,545,239	\$ 96,256	\$ 165	6.23%
001 General Fund	\$ 96,256	\$ 1,545,239	\$ 1,545,239	\$ 96,256	\$ 165	6.23%
Personnel Services- Salaries & Wages	\$ 76,658	\$ 1,093,215	\$ 1,093,215	\$ 76,658	\$ -	7.01%
Personnel Services- Employee Benefits	\$ 18,079	\$ 293,573	\$ 293,573	\$ 18,079	\$ -	6.16%
Contractual Services	\$ 935	\$ 152,907	\$ 152,907	\$ 935	\$ -	0.61%
Commodities	\$ 584	\$ 5,544	\$ 5,544	\$ 584	\$ 165	10.53%

Kane County Expenditure Report - Detail
Through December 31, 2022 (8.3% YTD, 7.69% Payroll Expense through Pay Period Ending 12/24/2022)

	Current Month Transactions	Total Amended Budget	Total Amended Budget excluding Net Income	YTD Actual Transactions	YTD Encumbrances	Total % Used
060 Information Technologies	\$ 404,405	\$ 7,034,302	\$ 7,034,302	\$ 404,405	\$ 116,101	5.75%
001 General Fund	\$ 291,955	\$ 4,809,132	\$ 4,809,132	\$ 291,955	\$ 55,361	6.07%
Personnel Services- Salaries & Wages	\$ 232,664	\$ 3,119,536	\$ 3,119,536	\$ 232,664	\$ -	7.46%
Personnel Services- Employee Benefits	\$ 46,787	\$ 653,557	\$ 653,557	\$ 46,787	\$ -	7.16%
Contractual Services	\$ 2,305	\$ 915,089	\$ 915,089	\$ 2,305	\$ 29,628	0.25%
Commodities	\$ 10,198	\$ 120,950	\$ 120,950	\$ 10,198	\$ 25,733	8.43%
101 Geographic Information Systems	\$ 107,458	\$ 1,921,160	\$ 1,921,160	\$ 107,458	\$ -	5.59%
Personnel Services- Salaries & Wages	\$ 55,151	\$ 800,756	\$ 800,756	\$ 55,151	\$ -	6.89%
Personnel Services- Employee Benefits	\$ 18,691	\$ 262,802	\$ 262,802	\$ 18,691	\$ -	7.11%
Contractual Services	\$ -	\$ 685,514	\$ 685,514	\$ -	\$ -	0.00%
Commodities	\$ -	\$ 39,200	\$ 39,200	\$ -	\$ -	0.00%
Capital	\$ -	\$ 99,272	\$ 99,272	\$ -	\$ -	0.00%
Transfers Out	\$ 33,616	\$ 33,616	\$ 33,616	\$ 33,616	\$ -	100.00%
354 Mass Vaccination Fund	\$ -	\$ 2,510	\$ 2,510	\$ -	\$ -	0.00%
Contractual Services	\$ -	\$ 1,770	\$ 1,770	\$ -	\$ -	0.00%
Commodities	\$ -	\$ 740	\$ 740	\$ -	\$ -	0.00%
385 IL Counties Information Mgmt	\$ 16	\$ 4,000	\$ 4,000	\$ 16	\$ -	0.40%
Contractual Services	\$ 16	\$ 4,000	\$ 4,000	\$ 16	\$ -	0.40%
390 Web Technical Services	\$ 4,976	\$ 297,500	\$ 297,500	\$ 4,976	\$ 60,741	1.67%
Contractual Services	\$ 4,976	\$ 297,500	\$ 297,500	\$ 4,976	\$ 60,741	1.67%

Kane County Expenditure Report - Detail
Through December 31, 2022 (8.3% YTD, 7.69% Payroll Expense through Pay Period Ending 12/24/2022)

	Current Month Transactions	Total Amended Budget	Total Amended Budget excluding Net Income	YTD Actual Transactions	YTD Encumbrances	Total % Used
080 Building Management	\$ 177,281	\$ 8,441,012	\$ 8,441,012	\$ 177,281	\$ 116,788	2.10%
001 General Fund	\$ 177,281	\$ 8,420,837	\$ 8,420,837	\$ 177,281	\$ 116,788	2.11%
Personnel Services- Salaries & Wages	\$ 112,673	\$ 1,628,247	\$ 1,628,247	\$ 112,673	\$ -	6.92%
Personnel Services- Employee Benefits	\$ 20,943	\$ 320,615	\$ 320,615	\$ 20,943	\$ -	6.53%
Contractual Services	\$ 43,666	\$ 2,848,097	\$ 2,848,097	\$ 43,666	\$ 116,788	1.53%
Commodities	\$ -	\$ 3,623,878	\$ 3,623,878	\$ -	\$ -	0.00%
354 Mass Vaccination Fund	\$ -	\$ 20,175	\$ 20,175	\$ -	\$ -	0.00%
Contractual Services	\$ -	\$ 11,842	\$ 11,842	\$ -	\$ -	0.00%
Commodities	\$ -	\$ 8,333	\$ 8,333	\$ -	\$ -	0.00%
120 Human Resource Management	\$ 56,594	\$ 4,824,028	\$ 4,824,028	\$ 56,594	\$ -	1.17%
001 General Fund	\$ 19,452	\$ 322,813	\$ 322,813	\$ 19,452	\$ -	6.03%
Personnel Services- Salaries & Wages	\$ 15,794	\$ 219,656	\$ 219,656	\$ 15,794	\$ -	7.19%
Personnel Services- Employee Benefits	\$ 3,463	\$ 50,057	\$ 50,057	\$ 3,463	\$ -	6.92%
Contractual Services	\$ 149	\$ 45,600	\$ 45,600	\$ 149	\$ -	0.33%
Commodities	\$ 46	\$ 7,500	\$ 7,500	\$ 46	\$ -	0.62%
010 Insurance Liability	\$ 37,142	\$ 4,500,231	\$ 4,500,231	\$ 37,142	\$ -	0.83%
Personnel Services- Salaries & Wages	\$ 11,878	\$ 143,005	\$ 143,005	\$ 11,878	\$ -	8.31%
Personnel Services- Employee Benefits	\$ 2,967	\$ 34,718	\$ 34,718	\$ 2,967	\$ -	8.55%
Contractual Services	\$ 18,219	\$ 4,318,430	\$ 4,318,430	\$ 18,219	\$ -	0.42%
Transfers Out	\$ 4,078	\$ 4,078	\$ 4,078	\$ 4,078	\$ -	100.00%
246 Employee Events Fund	\$ -	\$ 984	\$ 984	\$ -	\$ -	0.00%
Commodities	\$ -	\$ 984	\$ 984	\$ -	\$ -	0.00%
140 County Auditor	\$ 20,500	\$ 302,548	\$ 302,548	\$ 20,500	\$ -	6.78%
001 General Fund	\$ 20,500	\$ 302,548	\$ 302,548	\$ 20,500	\$ -	6.78%
Personnel Services- Salaries & Wages	\$ 18,983	\$ 247,841	\$ 247,841	\$ 18,983	\$ -	7.66%
Personnel Services- Employee Benefits	\$ 939	\$ 29,635	\$ 29,635	\$ 939	\$ -	3.17%
Contractual Services	\$ 575	\$ 23,822	\$ 23,822	\$ 575	\$ -	2.41%
Commodities	\$ 3	\$ 1,250	\$ 1,250	\$ 3	\$ -	0.24%

Kane County Expenditure Report - Detail
Through December 31, 2022 (8.3% YTD, 7.69% Payroll Expense through Pay Period Ending 12/24/2022)

	Current Month Transactions	Total Amended Budget	Total Amended Budget excluding Net Income	YTD Actual Transactions	YTD Encumbrances	Total % Used
150 Treasurer/Collector	\$ 65,760	\$ 1,064,403	\$ 1,064,403	\$ 65,760	\$ 1,691	6.18%
001 General Fund	\$ 61,390	\$ 890,829	\$ 890,829	\$ 61,390	\$ 1,691	6.89%
Personnel Services- Salaries & Wages	\$ 52,298	\$ 681,681	\$ 681,681	\$ 52,298	\$ -	7.67%
Personnel Services- Employee Benefits	\$ 8,167	\$ 146,668	\$ 146,668	\$ 8,167	\$ -	5.57%
Contractual Services	\$ 28	\$ 53,780	\$ 53,780	\$ 28	\$ -	0.05%
Commodities	\$ 898	\$ 8,700	\$ 8,700	\$ 898	\$ 1,691	10.32%
150 Tax Sale Automation	\$ 4,370	\$ 152,574	\$ 152,574	\$ 4,370	\$ -	2.86%
Personnel Services- Salaries & Wages	\$ -	\$ 35,009	\$ 35,009	\$ -	\$ -	0.00%
Personnel Services- Employee Benefits	\$ -	\$ 2,680	\$ 2,680	\$ -	\$ -	0.00%
Contractual Services	\$ -	\$ 67,015	\$ 67,015	\$ -	\$ -	0.00%
Commodities	\$ -	\$ 10,000	\$ 10,000	\$ -	\$ -	0.00%
Capital	\$ -	\$ 33,500	\$ 33,500	\$ -	\$ -	0.00%
Transfers Out	\$ 4,370	\$ 4,370	\$ 4,370	\$ 4,370	\$ -	100.00%
268 Sale & Error	\$ -	\$ 21,000	\$ 21,000	\$ -	\$ -	0.00%
Transfers Out	\$ -	\$ 21,000	\$ 21,000	\$ -	\$ -	0.00%
170 Supervisor of Assessments	\$ 87,644	\$ 1,426,886	\$ 1,426,886	\$ 87,644	\$ 5,432	6.14%
001 General Fund	\$ 87,644	\$ 1,426,886	\$ 1,426,886	\$ 87,644	\$ 5,432	6.14%
Personnel Services- Salaries & Wages	\$ 62,766	\$ 917,817	\$ 917,817	\$ 62,766	\$ -	6.84%
Personnel Services- Employee Benefits	\$ 17,999	\$ 260,969	\$ 260,969	\$ 17,999	\$ -	6.90%
Contractual Services	\$ 6,877	\$ 227,700	\$ 227,700	\$ 6,877	\$ 3,186	3.02%
Commodities	\$ 3	\$ 20,400	\$ 20,400	\$ 3	\$ 2,247	0.01%

Kane County Expenditure Report - Detail
Through December 31, 2022 (8.3% YTD, 7.69% Payroll Expense through Pay Period Ending 12/24/2022)

	Current Month Transactions	Total Amended Budget	Total Amended Budget excluding Net Income	YTD Actual Transactions	YTD Encumbrances	Total % Used
190 County Clerk	\$ 207,559	\$ 5,691,699	\$ 5,543,366	\$ 207,559	\$ -	3.74%
001 General Fund	\$ 201,921	\$ 4,594,475	\$ 4,594,475	\$ 201,921	\$ -	4.39%
Personnel Services- Salaries & Wages	\$ 153,620	\$ 2,582,762	\$ 2,582,762	\$ 153,620	\$ -	5.95%
Personnel Services- Employee Benefits	\$ 25,927	\$ 310,597	\$ 310,597	\$ 25,927	\$ -	8.35%
Contractual Services	\$ 20,209	\$ 1,100,116	\$ 1,100,116	\$ 20,209	\$ -	1.84%
Commodities	\$ 2,165	\$ 601,000	\$ 601,000	\$ 2,165	\$ -	0.36%
160 Vital Records Automation	\$ 5,638	\$ 247,224	\$ 98,891	\$ 5,638	\$ -	5.70%
Personnel Services- Salaries & Wages	\$ 3,338	\$ 15,267	\$ 15,267	\$ 3,338	\$ -	21.87%
Personnel Services- Employee Benefits	\$ 785	\$ 6,345	\$ 6,345	\$ 785	\$ -	12.36%
Contractual Services	\$ -	\$ 30,792	\$ 30,792	\$ -	\$ -	0.00%
Commodities	\$ -	\$ 6,045	\$ 6,045	\$ -	\$ -	0.00%
Contingency and Other	\$ -	\$ 148,333	\$ -	\$ -	\$ -	N/A
Capital	\$ -	\$ 38,927	\$ 38,927	\$ -	\$ -	0.00%
Transfers Out	\$ 1,515	\$ 1,515	\$ 1,515	\$ 1,515	\$ -	100.00%
161 Election Equipment Fund	\$ -	\$ 850,000	\$ 850,000	\$ -	\$ -	0.00%
Commodities	\$ -	\$ 850,000	\$ 850,000	\$ -	\$ -	0.00%
210 Recorder	\$ 76,770	\$ 2,117,814	\$ 2,117,814	\$ 76,770	\$ -	3.62%
001 General Fund	\$ 63,949	\$ 893,038	\$ 893,038	\$ 63,949	\$ -	7.16%
Personnel Services- Salaries & Wages	\$ 53,624	\$ 714,953	\$ 714,953	\$ 53,624	\$ -	7.50%
Personnel Services- Employee Benefits	\$ 10,325	\$ 173,965	\$ 173,965	\$ 10,325	\$ -	5.94%
Contractual Services	\$ -	\$ 2,050	\$ 2,050	\$ -	\$ -	0.00%
Commodities	\$ -	\$ 2,070	\$ 2,070	\$ -	\$ -	0.00%
170 Recorder's Automation	\$ 12,821	\$ 1,224,776	\$ 1,224,776	\$ 12,821	\$ -	1.05%
Personnel Services- Salaries & Wages	\$ 9,996	\$ 234,212	\$ 234,212	\$ 9,996	\$ -	4.27%
Personnel Services- Employee Benefits	\$ 2,385	\$ 88,549	\$ 88,549	\$ 2,385	\$ -	2.69%
Contractual Services	\$ -	\$ 522,783	\$ 522,783	\$ -	\$ -	0.00%
Commodities	\$ 440	\$ 204,232	\$ 204,232	\$ 440	\$ -	0.22%
Capital	\$ -	\$ 175,000	\$ 175,000	\$ -	\$ -	0.00%
230 Regional Office of Education	\$ 31,218	\$ 471,354	\$ 471,354	\$ 31,218	\$ -	6.62%
001 General Fund	\$ 31,218	\$ 471,354	\$ 471,354	\$ 31,218	\$ -	6.62%
Personnel Services- Salaries & Wages	\$ 24,864	\$ 327,763	\$ 327,763	\$ 24,864	\$ -	7.59%
Personnel Services- Employee Benefits	\$ 6,354	\$ 139,016	\$ 139,016	\$ 6,354	\$ -	4.57%
Contractual Services	\$ -	\$ 4,575	\$ 4,575	\$ -	\$ -	0.00%

Kane County Expenditure Report - Detail
Through December 31, 2022 (8.3% YTD, 7.69% Payroll Expense through Pay Period Ending 12/24/2022)

	Current Month Transactions	Total Amended Budget	Total Amended Budget excluding Net Income	YTD Actual Transactions	YTD Encumbrances	Total % Used
240 Judiciary and Courts	\$ 244,636	\$ 4,433,992	\$ 4,426,642	\$ 244,636	\$ -	5.53%
001 General Fund	\$ 229,723	\$ 4,212,154	\$ 4,212,154	\$ 229,723	\$ -	5.45%
Personnel Services- Salaries & Wages	\$ 151,673	\$ 1,890,808	\$ 1,890,808	\$ 151,673	\$ -	8.02%
Personnel Services- Employee Benefits	\$ 33,546	\$ 555,096	\$ 555,096	\$ 33,546	\$ -	6.04%
Contractual Services	\$ 44,287	\$ 1,689,000	\$ 1,689,000	\$ 44,287	\$ -	2.62%
Commodities	\$ 216	\$ 77,250	\$ 77,250	\$ 216	\$ -	0.28%
195 Children's Waiting Room	\$ 12,000	\$ 144,755	\$ 144,755	\$ 12,000	\$ -	8.29%
Contractual Services	\$ -	\$ 132,755	\$ 132,755	\$ -	\$ -	0.00%
Transfers Out	\$ 12,000	\$ 12,000	\$ 12,000	\$ 12,000	\$ -	100.00%
196 D.U.I.	\$ -	\$ 12,580	\$ 5,230	\$ -	\$ -	0.00%
Contractual Services	\$ -	\$ 5,230	\$ 5,230	\$ -	\$ -	0.00%
Contingency and Other	\$ -	\$ 7,350	\$ -	\$ -	\$ -	N/A
197 Foreclosure Mediation Fund	\$ 2,913	\$ 61,503	\$ 61,503	\$ 2,913	\$ -	4.74%
Contractual Services	\$ -	\$ 56,590	\$ 56,590	\$ -	\$ -	0.00%
Commodities	\$ -	\$ 2,000	\$ 2,000	\$ -	\$ -	0.00%
Transfers Out	\$ 2,913	\$ 2,913	\$ 2,913	\$ 2,913	\$ -	100.00%
492 Marriage Fees	\$ -	\$ 3,000	\$ 3,000	\$ -	\$ -	0.00%
Commodities	\$ -	\$ 3,000	\$ 3,000	\$ -	\$ -	0.00%
250 Circuit Clerk	\$ 465,714	\$ 8,775,348	\$ 8,573,497	\$ 465,714	\$ -	5.43%
001 General Fund	\$ 321,494	\$ 6,012,952	\$ 6,012,952	\$ 321,494	\$ -	5.35%
Personnel Services- Salaries & Wages	\$ 256,661	\$ 4,039,274	\$ 4,039,274	\$ 256,661	\$ -	6.35%
Personnel Services- Employee Benefits	\$ 63,822	\$ 1,266,799	\$ 1,266,799	\$ 63,822	\$ -	5.04%
Contractual Services	\$ 145	\$ 470,565	\$ 470,565	\$ 145	\$ -	0.03%
Commodities	\$ 867	\$ 154,084	\$ 154,084	\$ 867	\$ -	0.56%
Capital	\$ -	\$ 82,230	\$ 82,230	\$ -	\$ -	0.00%

Kane County Expenditure Report - Detail
Through December 31, 2022 (8.3% YTD, 7.69% Payroll Expense through Pay Period Ending 12/24/2022)

			Total Amended Budget				
	Current Month Transactions	Total Amended Budget	excluding Net Income	YTD Actual Transactions	YTD Encumbrances	Total % Used	
200 Court Automation	\$ 31,963	\$ 1,028,542	\$ 1,028,542	\$ 31,963	\$ -	3.11%	
Personnel Services- Salaries & Wages	\$ 21,853	\$ 469,794	\$ 469,794	\$ 21,853	\$ -	4.65%	
Personnel Services- Employee Benefits	\$ 10,110	\$ 270,021	\$ 270,021	\$ 10,110	\$ -	3.74%	
Contractual Services	\$ -	\$ 161,673	\$ 161,673	\$ -	\$ -	0.00%	
Commodities	\$ -	\$ 3,750	\$ 3,750	\$ -	\$ -	0.00%	
Capital	\$ -	\$ 100,000	\$ 100,000	\$ -	\$ -	0.00%	
Transfers Out	\$ -	\$ 23,304	\$ 23,304	\$ -	\$ -	0.00%	
201 Court Document Storage	\$ 49,397	\$ 825,050	\$ 721,711	\$ 49,397	\$ -	6.84%	
Personnel Services- Salaries & Wages	\$ 34,285	\$ 317,369	\$ 317,369	\$ 34,285	\$ -	10.80%	
Personnel Services- Employee Benefits	\$ 15,112	\$ 130,713	\$ 130,713	\$ 15,112	\$ -	11.56%	
Contractual Services	\$ -	\$ 222,260	\$ 222,260	\$ -	\$ -	0.00%	
Commodities	\$ -	\$ 6,000	\$ 6,000	\$ -	\$ -	0.00%	
Contingency and Other	\$ -	\$ 103,339	\$ -	\$ -	\$ -	N/A	
Capital	\$ -	\$ 7,500	\$ 7,500	\$ -	\$ -	0.00%	
Transfers Out	\$ -	\$ 37,869	\$ 37,869	\$ -	\$ -	0.00%	
202 Child Support	\$ 18,129	\$ 182,195	\$ 182,195	\$ 18,129	\$ -	9.95%	
Personnel Services- Salaries & Wages	\$ 14,606	\$ 113,045	\$ 113,045	\$ 14,606	\$ -	12.92%	
Personnel Services- Employee Benefits	\$ 3,523	\$ 44,819	\$ 44,819	\$ 3,523	\$ -	7.86%	
Contractual Services	\$ -	\$ 12,379	\$ 12,379	\$ -	\$ -	0.00%	
Commodities	\$ -	\$ 300	\$ 300	\$ -	\$ -	0.00%	
Transfers Out	\$ -	\$ 11,652	\$ 11,652	\$ -	\$ -	0.00%	
203 Circuit Clerk Admin Services	\$ 27,655	\$ 406,825	\$ 373,813	\$ 27,655	\$ -	7.40%	
Personnel Services- Salaries & Wages	\$ 22,376	\$ 236,292	\$ 236,292	\$ 22,376	\$ -	9.47%	
Personnel Services- Employee Benefits	\$ 3,254	\$ 59,194	\$ 59,194	\$ 3,254	\$ -	5.50%	
Contractual Services	\$ 2,024	\$ 33,312	\$ 33,312	\$ 2,024	\$ -	6.08%	
Commodities	\$ -	\$ 30,450	\$ 30,450	\$ -	\$ -	0.00%	
Contingency and Other	\$ -	\$ 33,012	\$ -	\$ -	\$ -	N/A	
Transfers Out	\$ -	\$ 14,565	\$ 14,565	\$ -	\$ -	0.00%	

Kane County Expenditure Report - Detail
Through December 31, 2022 (8.3% YTD, 7.69% Payroll Expense through Pay Period Ending 12/24/2022)

	Current Month Transactions	Total Amended Budget	Total Amended Budget excluding Net Income	YTD Actual Transactions	YTD Encumbrances	Total % Used
204 Circuit Clk Electronic Citation	\$ 17,076	\$ 244,284	\$ 244,284	\$ 17,076	\$ -	6.99%
Personnel Services- Salaries & Wages	\$ 11,460	\$ 147,706	\$ 147,706	\$ 11,460	\$ -	7.76%
Personnel Services- Employee Benefits	\$ 5,617	\$ 63,635	\$ 63,635	\$ 5,617	\$ -	8.83%
Contractual Services	\$ -	\$ 21,789	\$ 21,789	\$ -	\$ -	0.00%
Commodities	\$ -	\$ 2,415	\$ 2,415	\$ -	\$ -	0.00%
Transfers Out	\$ -	\$ 8,739	\$ 8,739	\$ -	\$ -	0.00%
205 Circuit Ct Clerk Op and Admin	\$ -	\$ 75,500	\$ 10,000	\$ -	\$ -	0.00%
Commodities	\$ -	\$ 10,000	\$ 10,000	\$ -	\$ -	0.00%
Contingency and Other	\$ -	\$ 65,500	\$ -	\$ -	\$ -	N/A
300 State's Attorney	\$ 1,085,532	\$ 15,943,059	\$ 15,743,966	\$ 1,085,532	\$ 6,658	6.89%
001 General Fund	\$ 759,035	\$ 10,163,131	\$ 10,163,131	\$ 759,035	\$ 6,658	7.47%
Personnel Services- Salaries & Wages	\$ 558,859	\$ 7,443,555	\$ 7,443,555	\$ 558,859	\$ -	7.51%
Personnel Services- Employee Benefits	\$ 111,347	\$ 1,489,237	\$ 1,489,237	\$ 111,347	\$ -	7.48%
Contractual Services	\$ 69,466	\$ 539,186	\$ 539,186	\$ 69,466	\$ -	12.88%
Commodities	\$ 7,711	\$ 432,531	\$ 432,531	\$ 7,711	\$ -	1.78%
Capital	\$ -	\$ -	\$ -	\$ -	\$ 6,658	N/A
Transfers Out	\$ 11,652	\$ 258,622	\$ 258,622	\$ 11,652	\$ -	4.51%
010 Insurance Liability	\$ 113,315	\$ 2,216,169	\$ 2,216,169	\$ 113,315	\$ -	5.11%
Personnel Services- Salaries & Wages	\$ 81,385	\$ 1,298,543	\$ 1,298,543	\$ 81,385	\$ -	6.27%
Personnel Services- Employee Benefits	\$ 28,400	\$ 473,131	\$ 473,131	\$ 28,400	\$ -	6.00%
Contractual Services	\$ 3,503	\$ 435,695	\$ 435,695	\$ 3,503	\$ -	0.80%
Commodities	\$ 28	\$ 8,800	\$ 8,800	\$ 28	\$ -	0.32%
220 Title IV-D	\$ 53,701	\$ 898,804	\$ 898,804	\$ 53,701	\$ -	5.97%
Personnel Services- Salaries & Wages	\$ 39,634	\$ 514,596	\$ 514,596	\$ 39,634	\$ -	7.70%
Personnel Services- Employee Benefits	\$ 14,067	\$ 177,350	\$ 177,350	\$ 14,067	\$ -	7.93%
Contractual Services	\$ -	\$ 198,657	\$ 198,657	\$ -	\$ -	0.00%
Commodities	\$ -	\$ 8,201	\$ 8,201	\$ -	\$ -	0.00%

Kane County Expenditure Report - Detail
Through December 31, 2022 (8.3% YTD, 7.69% Payroll Expense through Pay Period Ending 12/24/2022)

	Current Month Transactions	Total Amended Budget	Total Amended Budget excluding Net Income	YTD Actual Transactions	YTD Encumbrances	Total % Used
221 Drug Prosecution	\$ 30,195	\$ 379,897	\$ 379,897	\$ 30,195	\$ -	7.95%
Personnel Services- Salaries & Wages	\$ 20,964	\$ 265,534	\$ 265,534	\$ 20,964	\$ -	7.89%
Personnel Services- Employee Benefits	\$ 7,588	\$ 94,160	\$ 94,160	\$ 7,588	\$ -	8.06%
Contractual Services	\$ 1,644	\$ 19,356	\$ 19,356	\$ 1,644	\$ -	8.49%
Commodities	\$ -	\$ 847	\$ 847	\$ -	\$ -	0.00%
222 Victim Coordinator Services	\$ 11,634	\$ 161,246	\$ 161,246	\$ 11,634	\$ -	7.22%
Personnel Services- Salaries & Wages	\$ 8,524	\$ 111,080	\$ 111,080	\$ 8,524	\$ -	7.67%
Personnel Services- Employee Benefits	\$ 3,110	\$ 42,423	\$ 42,423	\$ 3,110	\$ -	7.33%
Contractual Services	\$ -	\$ 7,743	\$ 7,743	\$ -	\$ -	0.00%
223 Domestic Violence	\$ 21,368	\$ 356,726	\$ 356,000	\$ 21,368	\$ -	6.00%
Personnel Services- Salaries & Wages	\$ 13,124	\$ 196,101	\$ 196,101	\$ 13,124	\$ -	6.69%
Personnel Services- Employee Benefits	\$ 7,859	\$ 109,994	\$ 109,994	\$ 7,859	\$ -	7.15%
Contractual Services	\$ 385	\$ 48,549	\$ 48,549	\$ 385	\$ -	0.79%
Commodities	\$ -	\$ 1,356	\$ 1,356	\$ -	\$ -	0.00%
Contingency and Other	\$ -	\$ 726	\$ -	\$ -	\$ -	N/A

Kane County Expenditure Report - Detail
Through December 31, 2022 (8.3% YTD, 7.69% Payroll Expense through Pay Period Ending 12/24/2022)

	Current Month Transactions	Total Amended Budget	Total Amended Budget excluding Net Income	YTD Actual Transactions	YTD Encumbrances	Total % Used
230 Child Advocacy Center	\$ 83,923	\$ 1,561,742	\$ 1,363,375	\$ 83,923	\$ -	6.16%
Personnel Services- Salaries & Wages	\$ 60,280	\$ 877,323	\$ 877,323	\$ 60,280	\$ -	6.87%
Personnel Services- Employee Benefits	\$ 21,321	\$ 303,163	\$ 303,163	\$ 21,321	\$ -	7.03%
Contractual Services	\$ 1,177	\$ 143,389	\$ 143,389	\$ 1,177	\$ -	0.82%
Commodities	\$ 1,145	\$ 39,500	\$ 39,500	\$ 1,145	\$ -	2.90%
Contingency and Other	\$ -	\$ 198,367	\$ -	\$ -	\$ -	N/A
231 Equitable Sharing Program	\$ -	\$ 25,000	\$ 25,000	\$ -	\$ -	0.00%
Contractual Services	\$ -	\$ 25,000	\$ 25,000	\$ -	\$ -	0.00%
232 State's Atty Records Automation	\$ 3,720	\$ 75,334	\$ 75,334	\$ 3,720	\$ -	4.94%
Personnel Services- Salaries & Wages	\$ 2,692	\$ 35,273	\$ 35,273	\$ 2,692	\$ -	7.63%
Personnel Services- Employee Benefits	\$ 1,028	\$ 13,233	\$ 13,233	\$ 1,028	\$ -	7.77%
Contractual Services	\$ -	\$ 1,828	\$ 1,828	\$ -	\$ -	0.00%
Commodities	\$ -	\$ 25,000	\$ 25,000	\$ -	\$ -	0.00%
234 Drug Asset Forfeiture	\$ -	\$ 50,000	\$ 50,000	\$ -	\$ -	0.00%
Contractual Services	\$ -	\$ 50,000	\$ 50,000	\$ -	\$ -	0.00%
235 State's Attorney Employee Events	\$ -	\$ 10	\$ 10	\$ -	\$ -	0.00%
Commodities	\$ -	\$ 10	\$ 10	\$ -	\$ -	0.00%
237 Money Laundering - State's Atty	\$ -	\$ 5,000	\$ 5,000	\$ -	\$ -	0.00%
Contractual Services	\$ -	\$ 5,000	\$ 5,000	\$ -	\$ -	0.00%
490 Kane County Law Enforcement	\$ 8,639	\$ 50,000	\$ 50,000	\$ 8,639	\$ -	17.28%
Contractual Services	\$ 8,639	\$ 50,000	\$ 50,000	\$ 8,639	\$ -	17.28%
360 Public Defender	\$ 328,069	\$ 4,821,580	\$ 4,821,580	\$ 328,069	\$ -	6.80%
001 General Fund	\$ 328,069	\$ 4,820,580	\$ 4,820,580	\$ 328,069	\$ -	6.81%
Personnel Services- Salaries & Wages	\$ 269,362	\$ 3,811,004	\$ 3,811,004	\$ 269,362	\$ -	7.07%
Personnel Services- Employee Benefits	\$ 57,157	\$ 824,385	\$ 824,385	\$ 57,157	\$ -	6.93%
Contractual Services	\$ 460	\$ 106,737	\$ 106,737	\$ 460	\$ -	0.43%
Commodities	\$ 1,090	\$ 78,454	\$ 78,454	\$ 1,090	\$ -	1.39%
244 Public Defender Rec Automation	\$ -	\$ 1,000	\$ 1,000	\$ -	\$ -	0.00%
Contractual Services	\$ -	\$ 1,000	\$ 1,000	\$ -	\$ -	0.00%

Kane County Expenditure Report - Detail
Through December 31, 2022 (8.3% YTD, 7.69% Payroll Expense through Pay Period Ending 12/24/2022)

	Current Month Transactions	Total Amended Budget	Total Amended Budget excluding Net Income	YTD Actual Transactions	YTD Encumbrances	Total % Used
370 Law Library	\$ 14,850	\$ 291,071	\$ 228,629	\$ 14,850	\$ -	6.50%
250 Law Library	\$ 14,850	\$ 291,071	\$ 228,629	\$ 14,850	\$ -	6.50%
Personnel Services- Salaries & Wages	\$ 6,944	\$ 90,551	\$ 90,551	\$ 6,944	\$ -	7.67%
Personnel Services- Employee Benefits	\$ 1,835	\$ 30,016	\$ 30,016	\$ 1,835	\$ -	6.11%
Contractual Services	\$ -	\$ 24,433	\$ 24,433	\$ -	\$ -	0.00%
Commodities	\$ 245	\$ 77,803	\$ 77,803	\$ 245	\$ -	0.31%
Contingency and Other	\$ -	\$ 62,442	\$ -	\$ -	\$ -	N/A
Transfers Out	\$ 5,826	\$ 5,826	\$ 5,826	\$ 5,826	\$ -	100.00%
380 Sheriff	\$ 2,547,246	\$ 41,673,555	\$ 41,653,005	\$ 2,547,246	\$ 1,539	6.12%
001 General Fund	\$ 2,497,296	\$ 40,018,803	\$ 40,018,803	\$ 2,497,296	\$ 1,539	6.24%
Personnel Services- Salaries & Wages	\$ 2,055,430	\$ 27,480,309	\$ 27,480,309	\$ 2,055,430	\$ -	7.48%
Personnel Services- Employee Benefits	\$ 349,513	\$ 5,360,856	\$ 5,360,856	\$ 349,513	\$ -	6.52%
Contractual Services	\$ 47,164	\$ 5,154,770	\$ 5,154,770	\$ 47,164	\$ -	0.91%
Commodities	\$ 39,362	\$ 2,017,042	\$ 2,017,042	\$ 39,362	\$ 1,539	1.95%
Transfers Out	\$ 5,826	\$ 5,826	\$ 5,826	\$ 5,826	\$ -	100.00%
128 Sheriff's Vehicle & Equipment	\$ 32,955	\$ 648,222	\$ 648,222	\$ 32,955	\$ -	5.08%
Contractual Services	\$ 32,955	\$ 148,222	\$ 148,222	\$ 32,955	\$ -	22.23%
Capital	\$ -	\$ 500,000	\$ 500,000	\$ -	\$ -	0.00%
247 EMA Volunteer Fund	\$ 1,134	\$ 3,200	\$ 2,800	\$ 1,134	\$ -	40.50%
Contractual Services	\$ 1,134	\$ 2,200	\$ 2,200	\$ 1,134	\$ -	51.55%
Commodities	\$ -	\$ 600	\$ 600	\$ -	\$ -	0.00%
Contingency and Other	\$ -	\$ 400	\$ -	\$ -	\$ -	N/A
248 KC Emergency Planning	\$ -	\$ 4,000	\$ 3,850	\$ -	\$ -	0.00%
Contractual Services	\$ -	\$ 3,000	\$ 3,000	\$ -	\$ -	0.00%
Commodities	\$ -	\$ 850	\$ 850	\$ -	\$ -	0.00%
Contingency and Other	\$ -	\$ 150	\$ -	\$ -	\$ -	N/A
249 Bomb Squad SWAT	\$ -	\$ 5,000	\$ 5,000	\$ -	\$ -	0.00%
Contractual Services	\$ -	\$ 2,500	\$ 2,500	\$ -	\$ -	0.00%
Commodities	\$ -	\$ 2,500	\$ 2,500	\$ -	\$ -	0.00%

Kane County Expenditure Report - Detail
Through December 31, 2022 (8.3% YTD, 7.69% Payroll Expense through Pay Period Ending 12/24/2022)

	Current Month Transactions	Total Amended Budget	Total Amended Budget excluding Net Income	YTD Actual Transactions	YTD Encumbrances	Total % Used
251 Canteen Commission	\$ -	\$ 650,000	\$ 650,000	\$ -	\$ -	0.00%
Contractual Services	\$ -	\$ 325,000	\$ 325,000	\$ -	\$ -	0.00%
Commodities	\$ -	\$ 325,000	\$ 325,000	\$ -	\$ -	0.00%
252 Sheriff DEF Federal - DOJ	\$ -	\$ 10,000	\$ 10,000	\$ -	\$ -	0.00%
Contractual Services	\$ -	\$ 10,000	\$ 10,000	\$ -	\$ -	0.00%
253 County Sheriff DEF Local	\$ -	\$ 20,000	\$ 20,000	\$ -	\$ -	0.00%
Contractual Services	\$ -	\$ 20,000	\$ 20,000	\$ -	\$ -	0.00%
254 FATS	\$ -	\$ 6,000	\$ 6,000	\$ -	\$ -	0.00%
Contractual Services	\$ -	\$ 6,000	\$ 6,000	\$ -	\$ -	0.00%
255 K-9 Unit	\$ -	\$ 30,000	\$ 30,000	\$ -	\$ -	0.00%
Contractual Services	\$ -	\$ 15,000	\$ 15,000	\$ -	\$ -	0.00%
Commodities	\$ -	\$ 15,000	\$ 15,000	\$ -	\$ -	0.00%
256 Vehicle Maintenance/Purchase	\$ -	\$ 1,200	\$ 1,200	\$ -	\$ -	0.00%
Commodities	\$ -	\$ 1,200	\$ 1,200	\$ -	\$ -	0.00%
257 Sheriff DUI Fund	\$ -	\$ 32,000	\$ 32,000	\$ -	\$ -	0.00%
Contractual Services	\$ -	\$ 22,000	\$ 22,000	\$ -	\$ -	0.00%
Commodities	\$ -	\$ 10,000	\$ 10,000	\$ -	\$ -	0.00%

Kane County Expenditure Report - Detail
Through December 31, 2022 (8.3% YTD, 7.69% Payroll Expense through Pay Period Ending 12/24/2022)

	Current Month Transactions	Total Amended Budget	Total Amended Budget excluding Net Income	YTD Actual Transactions	YTD Encumbrances	Total % Used
258 Sheriffs Office Money Laundering	\$ -	\$ 5,000	\$ 5,000	\$ -	\$ -	0.00%
Contractual Services	\$ -	\$ 5,000	\$ 5,000	\$ -	\$ -	0.00%
259 Transportation Safety Highway HB	\$ -	\$ 20,000	\$ -	\$ -	\$ -	N/A
Contingency and Other	\$ -	\$ 20,000	\$ -	\$ -	\$ -	N/A
262 AJF Medical Cost	\$ -	\$ 25,040	\$ 25,040	\$ -	\$ -	0.00%
Contractual Services	\$ -	\$ 25,040	\$ 25,040	\$ -	\$ -	0.00%
263 Sheriff Civil Operations	\$ -	\$ 20,000	\$ 20,000	\$ -	\$ -	0.00%
Contractual Services	\$ -	\$ 20,000	\$ 20,000	\$ -	\$ -	0.00%
264 Cannabis Regulation - Local	\$ 500	\$ 90,090	\$ 90,090	\$ 500	\$ -	0.56%
Contractual Services	\$ 500	\$ 45,000	\$ 45,000	\$ 500	\$ -	1.11%
Commodities	\$ -	\$ 45,090	\$ 45,090	\$ -	\$ -	0.00%
265 Sheriff DEF Federal - Treasury	\$ 1,045	\$ 50,000	\$ 50,000	\$ 1,045	\$ -	2.09%
Commodities	\$ 1,045	\$ 50,000	\$ 50,000	\$ 1,045	\$ -	2.09%
702 Sheriff's Detail Escrow	\$ 14,316	\$ 35,000	\$ 35,000	\$ 14,316	\$ -	40.90%
Contractual Services	\$ 14,316	\$ 35,000	\$ 35,000	\$ 14,316	\$ -	40.90%
420 Merit Commission	\$ 4,484	\$ 102,957	\$ 102,957	\$ 4,484	\$ -	4.36%
001 General Fund	\$ 4,484	\$ 102,957	\$ 102,957	\$ 4,484	\$ -	4.36%
Personnel Services- Salaries & Wages	\$ 3,908	\$ 78,597	\$ 78,597	\$ 3,908	\$ -	4.97%
Personnel Services- Employee Benefits	\$ 576	\$ 7,310	\$ 7,310	\$ 576	\$ -	7.88%
Contractual Services	\$ -	\$ 16,550	\$ 16,550	\$ -	\$ -	0.00%
Commodities	\$ -	\$ 500	\$ 500	\$ -	\$ -	0.00%

Kane County Expenditure Report - Detail
Through December 31, 2022 (8.3% YTD, 7.69% Payroll Expense through Pay Period Ending 12/24/2022)

	Current Month	Total Amended	Total Amended	YTD Actual	YTD	Total % Used
	Transactions	Budget	excluding Net	Transactions	Encumbrances	
			Income			
425 Kane Comm	\$ 266,737	\$ 2,422,913	\$ 2,421,194	\$ 266,737	\$ 40,979	11.02%
269 Kane Comm	\$ 266,737	\$ 2,422,913	\$ 2,421,194	\$ 266,737	\$ 40,979	11.02%
Personnel Services- Salaries & Wages	\$ 114,896	\$ 1,577,878	\$ 1,577,878	\$ 114,896	\$ -	7.28%
Personnel Services- Employee Benefits	\$ 35,472	\$ 526,050	\$ 526,050	\$ 35,472	\$ -	6.74%
Contractual Services	\$ 5,369	\$ 198,493	\$ 198,493	\$ 5,369	\$ 39,960	2.70%
Commodities	\$ 28	\$ 7,800	\$ 7,800	\$ 28	\$ 1,019	0.36%
Contingency and Other	\$ -	\$ 1,719	\$ -	\$ -	\$ -	N/A
Transfers Out	\$ 110,973	\$ 110,973	\$ 110,973	\$ 110,973	\$ -	100.00%
430 Court Services	\$ 1,458,276	\$ 16,605,450	\$ 16,605,350	\$ 1,458,276	\$ (211)	8.78%
001 General Fund	\$ 1,066,098	\$ 14,285,033	\$ 14,285,033	\$ 1,066,098	\$ (211)	7.46%
Personnel Services- Salaries & Wages	\$ 867,631	\$ 10,424,165	\$ 10,424,165	\$ 867,631	\$ -	8.32%
Personnel Services- Employee Benefits	\$ 165,502	\$ 2,310,916	\$ 2,310,916	\$ 165,502	\$ -	7.16%
Contractual Services	\$ 18,888	\$ 1,303,572	\$ 1,303,572	\$ 18,888	\$ (764)	1.45%
Commodities	\$ 14,077	\$ 246,380	\$ 246,380	\$ 14,077	\$ 553	5.71%
270 Probation Services	\$ 391,219	\$ 1,607,100	\$ 1,607,100	\$ 391,219	\$ -	24.34%
Contractual Services	\$ 17,869	\$ 1,210,000	\$ 1,210,000	\$ 17,869	\$ -	1.48%
Commodities	\$ -	\$ 23,750	\$ 23,750	\$ -	\$ -	0.00%
Transfers Out	\$ 373,350	\$ 373,350	\$ 373,350	\$ 373,350	\$ -	100.00%
271 Substance Abuse Screening	\$ 110	\$ 80,000	\$ 80,000	\$ 110	\$ -	0.14%
Contractual Services	\$ -	\$ 75,000	\$ 75,000	\$ -	\$ -	0.00%
Commodities	\$ 110	\$ 5,000	\$ 5,000	\$ 110	\$ -	2.20%

Kane County Expenditure Report - Detail
Through December 31, 2022 (8.3% YTD, 7.69% Payroll Expense through Pay Period Ending 12/24/2022)

	Current Month Transactions	Total Amended Budget	Total Amended Budget excluding Net Income	YTD Actual Transactions	YTD Encumbrances	Total % Used
273 Drug Court Special Resources	\$ 849	\$ 622,517	\$ 622,517	\$ 849	\$ -	0.14%
Contractual Services	\$ 612	\$ 602,817	\$ 602,817	\$ 612	\$ -	0.10%
Commodities	\$ 237	\$ 19,700	\$ 19,700	\$ 237	\$ -	1.20%
276 Probation Victim Services	\$ -	\$ 10,000	\$ 10,000	\$ -	\$ -	0.00%
Contractual Services	\$ -	\$ 10,000	\$ 10,000	\$ -	\$ -	0.00%
278 Juvenile Justice Donation Fund	\$ -	\$ 700	\$ 700	\$ -	\$ -	0.00%
Commodities	\$ -	\$ 700	\$ 700	\$ -	\$ -	0.00%
759 Court Svcs Employee Education	\$ -	\$ 100	\$ -	\$ -	\$ -	N/A
Contingency and Other	\$ -	\$ 100	\$ -	\$ -	\$ -	N/A
490 Coroner	\$ 89,963	\$ 1,722,723	\$ 1,722,713	\$ 89,963	\$ -	5.22%
001 General Fund	\$ 85,684	\$ 1,517,905	\$ 1,517,905	\$ 85,684	\$ -	5.64%
Personnel Services- Salaries & Wages	\$ 69,163	\$ 780,566	\$ 780,566	\$ 69,163	\$ -	8.86%
Personnel Services- Employee Benefits	\$ 16,366	\$ 197,259	\$ 197,259	\$ 16,366	\$ -	8.30%
Contractual Services	\$ 155	\$ 524,580	\$ 524,580	\$ 155	\$ -	0.03%
Commodities	\$ -	\$ 15,500	\$ 15,500	\$ -	\$ -	0.00%
289 Coroner Administration	\$ 4,278	\$ 204,808	\$ 204,808	\$ 4,278	\$ -	2.09%
Contractual Services	\$ 1,124	\$ 51,308	\$ 51,308	\$ 1,124	\$ -	2.19%
Commodities	\$ 3,154	\$ 88,500	\$ 88,500	\$ 3,154	\$ -	3.56%
Capital	\$ -	\$ 65,000	\$ 65,000	\$ -	\$ -	0.00%
701 Elder Fatality Review Team	\$ -	\$ 10	\$ -	\$ -	\$ -	N/A
Contingency and Other	\$ -	\$ 10	\$ -	\$ -	\$ -	N/A

Kane County Expenditure Report - Detail
Through December 31, 2022 (8.3% YTD, 7.69% Payroll Expense through Pay Period Ending 12/24/2022)

	Current Month	Total Amended	Total Amended	YTD Actual	YTD	Total % Used
	Transactions	Budget	excluding Net	Transactions	Encumbrances	
			Income			
500 Animal Control	\$ 71,621	\$ 1,029,940	\$ 1,029,940	\$ 71,621	\$ 621	6.95%
290 Animal Control	\$ 71,621	\$ 1,029,940	\$ 1,029,940	\$ 71,621	\$ 621	6.95%
Personnel Services- Salaries & Wages	\$ 49,643	\$ 617,285	\$ 617,285	\$ 49,643	\$ -	8.04%
Personnel Services- Employee Benefits	\$ 10,833	\$ 134,454	\$ 134,454	\$ 10,833	\$ -	8.06%
Contractual Services	\$ 852	\$ 149,477	\$ 149,477	\$ 852	\$ -	0.57%
Commodities	\$ 694	\$ 75,500	\$ 75,500	\$ 694	\$ 621	0.92%
Capital	\$ 9,600	\$ 15,355	\$ 15,355	\$ 9,600	\$ -	62.52%
Transfers Out	\$ -	\$ 37,869	\$ 37,869	\$ -	\$ -	0.00%
520 Transportation	\$ 2,841,462	\$ 118,444,343	\$ 118,444,343	\$ 2,841,462	\$ 1,354,758	2.40%
300 County Highway	\$ 538,997	\$ 9,817,609	\$ 9,817,609	\$ 538,997	\$ 396,470	5.49%
Personnel Services- Salaries & Wages	\$ 221,995	\$ 3,380,747	\$ 3,380,747	\$ 221,995	\$ -	6.57%
Personnel Services- Employee Benefits	\$ 74,466	\$ 1,127,458	\$ 1,127,458	\$ 74,466	\$ -	6.60%
Contractual Services	\$ 7,018	\$ 2,037,685	\$ 2,037,685	\$ 7,018	\$ 106,876	0.34%
Commodities	\$ 26,318	\$ 1,018,200	\$ 1,018,200	\$ 26,318	\$ 284,892	2.58%
Capital	\$ 25,090	\$ 2,069,408	\$ 2,069,408	\$ 25,090	\$ 4,701	1.21%
Transfers Out	\$ 184,111	\$ 184,111	\$ 184,111	\$ 184,111	\$ -	100.00%
301 County Bridge	\$ -	\$ 331,195	\$ 331,195	\$ -	\$ -	0.00%
Contractual Services	\$ -	\$ 331,195	\$ 331,195	\$ -	\$ -	0.00%
302 Motor Fuel Tax	\$ 381,660	\$ 38,280,439	\$ 38,280,439	\$ 381,660	\$ -	1.00%
Personnel Services- Salaries & Wages	\$ 194,404	\$ 2,989,343	\$ 2,989,343	\$ 194,404	\$ -	6.50%
Personnel Services- Employee Benefits	\$ 82,388	\$ 1,171,835	\$ 1,171,835	\$ 82,388	\$ -	7.03%
Contractual Services	\$ -	\$ 10,685,891	\$ 10,685,891	\$ -	\$ -	0%
Capital	\$ -	\$ 23,328,502	\$ 23,328,502	\$ -	\$ -	0.00%
Transfers Out	\$ 104,868	\$ 104,868	\$ 104,868	\$ 104,868	\$ -	100.00%
303 County Highway Matching	\$ 81,850	\$ 88,248	\$ 88,248	\$ 81,850	\$ -	92.75%
Commodities	\$ 81,850	\$ 88,248	\$ 88,248	\$ 81,850	\$ -	92.75%

Kane County Expenditure Report - Detail
Through December 31, 2022 (8.3% YTD, 7.69% Payroll Expense through Pay Period Ending 12/24/2022)

	Current Month Transactions	Total Amended Budget	Total Amended Budget excluding Net Income	YTD Actual Transactions	YTD Encumbrances	Total % Used
304 Motor Fuel Local Option	\$ 117,075	\$ 13,180,000	\$ 13,180,000	\$ 117,075	\$ 926,123	0.89%
Contractual Services	\$ 34,545	\$ 9,585,500	\$ 9,585,500	\$ 34,545	\$ (50,912)	0.36%
Commodities	\$ 82,529	\$ 3,324,500	\$ 3,324,500	\$ 82,529	\$ 978,802	2.48%
Capital	\$ -	\$ 270,000	\$ 270,000	\$ -	\$ (1,767)	0.00%
305 Transportation Sales Tax	\$ 1,721,880	\$ 45,322,665	\$ 45,322,665	\$ 1,721,880	\$ (30,451)	3.80%
Contractual Services	\$ 3,000	\$ 9,009,415	\$ 9,009,415	\$ 3,000	\$ (30,451)	0.03%
Capital	\$ -	\$ 34,579,981	\$ 34,579,981	\$ -	\$ -	0.00%
Transfers Out	\$ 1,718,880	\$ 1,733,269	\$ 1,733,269	\$ 1,718,880	\$ -	99.17%
515 Longmeadow Bond Construction	\$ -	\$ 220,263	\$ 220,263	\$ -	\$ -	0.00%
Capital	\$ -	\$ 220,263	\$ 220,263	\$ -	\$ -	0.00%
540 Transportation Capital	\$ -	\$ 209,000	\$ 209,000	\$ -	\$ -	0.00%
Capital	\$ -	\$ 209,000	\$ 209,000	\$ -	\$ -	0.00%
550 Aurora Area Impact Fees	\$ -	\$ 250	\$ 250	\$ -	\$ -	0.00%
Contractual Services	\$ -	\$ 250	\$ 250	\$ -	\$ -	0.00%
551 Campton Hills Impact Fees	\$ -	\$ 250	\$ 250	\$ -	\$ -	0.00%
Contractual Services	\$ -	\$ 250	\$ 250	\$ -	\$ -	0.00%
552 Greater Elgin Impact Fees	\$ -	\$ 427,117	\$ 427,117	\$ -	\$ 62,616	0.00%
Capital	\$ -	\$ 427,117	\$ 427,117	\$ -	\$ 62,616	0.00%
553 Northwest Impact Fees	\$ -	\$ 345,000	\$ 345,000	\$ -	\$ -	0.00%
Capital	\$ -	\$ 345,000	\$ 345,000	\$ -	\$ -	0.00%
554 Southwest Impact Fees	\$ -	\$ 113,270	\$ 113,270	\$ -	\$ -	0.00%
Capital	\$ -	\$ 110,000	\$ 110,000	\$ -	\$ -	0.00%
Transfers Out	\$ -	\$ 3,270	\$ 3,270	\$ -	\$ -	0.00%

Kane County Expenditure Report - Detail
Through December 31, 2022 (8.3% YTD, 7.69% Payroll Expense through Pay Period Ending 12/24/2022)

	Current Month Transactions	Total Amended Budget	Total Amended Budget excluding Net Income	YTD Actual Transactions	YTD Encumbrances	Total % Used
555 Tri-Cities Impact Fees	\$ -	\$ 4,600	\$ 4,600	\$ -	\$ -	0.00%
Transfers Out	\$ -	\$ 4,600	\$ 4,600	\$ -	\$ -	0.00%
556 Upper Fox Impact Fees	\$ -	\$ 251,000	\$ 251,000	\$ -	\$ -	0.00%
Capital	\$ -	\$ 250,000	\$ 250,000	\$ -	\$ -	0.00%
Transfers Out	\$ -	\$ 1,000	\$ 1,000	\$ -	\$ -	0.00%
557 West Central Impact Fees	\$ -	\$ 41,400	\$ 41,400	\$ -	\$ -	0.00%
Capital	\$ -	\$ 39,000	\$ 39,000	\$ -	\$ -	0.00%
Transfers Out	\$ -	\$ 2,400	\$ 2,400	\$ -	\$ -	0.00%
558 North Impact Fees	\$ -	\$ 3,060,000	\$ 3,060,000	\$ -	\$ -	0.00%
Contractual Services	\$ -	\$ 500,000	\$ 500,000	\$ -	\$ -	0.00%
Capital	\$ -	\$ 2,460,000	\$ 2,460,000	\$ -	\$ -	0.00%
Transfers Out	\$ -	\$ 100,000	\$ 100,000	\$ -	\$ -	0.00%
559 Central Impact Fees	\$ -	\$ 2,381,000	\$ 2,381,000	\$ -	\$ -	0.00%
Capital	\$ -	\$ 2,366,000	\$ 2,366,000	\$ -	\$ -	0.00%
Transfers Out	\$ -	\$ 15,000	\$ 15,000	\$ -	\$ -	0.00%
560 South Impact Fees	\$ -	\$ 4,371,037	\$ 4,371,037	\$ -	\$ -	0.00%
Capital	\$ -	\$ 4,336,037	\$ 4,336,037	\$ -	\$ -	0.00%
Transfers Out	\$ -	\$ 35,000	\$ 35,000	\$ -	\$ -	0.00%
580 Health	\$ 360,784	\$ 11,083,379	\$ 11,083,379	\$ 360,784	\$ 377,246	3.26%
350 County Health	\$ 325,914	\$ 10,497,295	\$ 10,497,295	\$ 325,914	\$ 377,246	3.10%
Personnel Services- Salaries & Wages	\$ 265,403	\$ 4,333,633	\$ 4,333,633	\$ 265,403	\$ -	6.12%
Personnel Services- Employee Benefits	\$ 93,980	\$ 1,416,092	\$ 1,416,092	\$ 93,980	\$ -	6.64%
Contractual Services	\$ 160,818	\$ 4,160,247	\$ 4,160,247	\$ 160,818	\$ 1,072	3.87%
Commodities	\$ (374,893)	\$ 406,717	\$ 406,717	\$ (374,893)	\$ 376,174	(92.18%)
Transfers Out	\$ 180,606	\$ 180,606	\$ 180,606	\$ 180,606	\$ -	100.00%

Kane County Expenditure Report - Detail
Through December 31, 2022 (8.3% YTD, 7.69% Payroll Expense through Pay Period Ending 12/24/2022)

	Current Month Transactions	Total Amended Budget	Total Amended Budget excluding Net Income	YTD Actual Transactions	YTD Encumbrances	Total % Used
351 Kane Kares	\$ 34,870	\$ 586,084	\$ 586,084	\$ 34,870	\$ -	5.95%
Personnel Services- Salaries & Wages	\$ 11,799	\$ 323,297	\$ 323,297	\$ 11,799	\$ -	3.65%
Personnel Services- Employee Benefits	\$ 4,748	\$ 118,555	\$ 118,555	\$ 4,748	\$ -	4.00%
Contractual Services	\$ 845	\$ 126,420	\$ 126,420	\$ 845	\$ -	0.67%
Commodities	\$ -	\$ 334	\$ 334	\$ -	\$ -	0.00%
Transfers Out	\$ 17,478	\$ 17,478	\$ 17,478	\$ 17,478	\$ -	100.00%
660 Veterans' Commission	\$ 41,392	\$ 514,810	\$ 514,810	\$ 41,392	\$ -	8.04%
380 Veterans' Commission	\$ 41,392	\$ 514,810	\$ 514,810	\$ 41,392	\$ -	8.04%
Personnel Services- Salaries & Wages	\$ 21,586	\$ 290,797	\$ 290,797	\$ 21,586	\$ -	7.42%
Personnel Services- Employee Benefits	\$ 7,438	\$ 104,053	\$ 104,053	\$ 7,438	\$ -	7.15%
Contractual Services	\$ -	\$ 100,636	\$ 100,636	\$ -	\$ -	0.00%
Commodities	\$ -	\$ 6,956	\$ 6,956	\$ -	\$ -	0.00%
Transfers Out	\$ 12,368	\$ 12,368	\$ 12,368	\$ 12,368	\$ -	100.00%
670 Environmental Management	\$ 89,216	\$ 1,317,029	\$ 1,164,470	\$ 89,216	\$ -	7.66%
001 General Fund	\$ 44,207	\$ 601,257	\$ 601,257	\$ 44,207	\$ -	7.35%
Personnel Services- Salaries & Wages	\$ 35,894	\$ 489,395	\$ 489,395	\$ 35,894	\$ -	7.33%
Personnel Services- Employee Benefits	\$ 8,313	\$ 106,212	\$ 106,212	\$ 8,313	\$ -	7.83%
Contractual Services	\$ -	\$ 4,650	\$ 4,650	\$ -	\$ -	0.00%
Commodities	\$ -	\$ 1,000	\$ 1,000	\$ -	\$ -	0.00%
420 Stormwater Management	\$ 1,199	\$ 236,661	\$ 236,661	\$ 1,199	\$ -	0.51%
Personnel Services- Salaries & Wages	\$ 608	\$ 7,928	\$ 7,928	\$ 608	\$ -	7.67%
Personnel Services- Employee Benefits	\$ 329	\$ 4,144	\$ 4,144	\$ 329	\$ -	7.94%
Contractual Services	\$ -	\$ 216,612	\$ 216,612	\$ -	\$ -	0.00%
Commodities	\$ -	\$ 7,715	\$ 7,715	\$ -	\$ -	0.00%
Transfers Out	\$ 262	\$ 262	\$ 262	\$ 262	\$ -	100.00%
421 Elec Agg Civic Contribution	\$ 27,089	\$ 254,648	\$ 102,089	\$ 27,089	\$ -	26.53%
Contractual Services	\$ -	\$ 75,000	\$ 75,000	\$ -	\$ -	0.00%
Contingency and Other	\$ -	\$ 152,559	\$ -	\$ -	\$ -	N/A
Transfers Out	\$ 27,089	\$ 27,089	\$ 27,089	\$ 27,089	\$ -	100.00%

Kane County Expenditure Report - Detail
Through December 31, 2022 (8.3% YTD, 7.69% Payroll Expense through Pay Period Ending 12/24/2022)

	Current Month Transactions	Total Amended Budget	Total Amended Budget excluding Net Income	YTD Actual Transactions	YTD Encumbrances	Total % Used
650 Enterprise Surcharge	\$ 16,721	\$ 223,463	\$ 223,463	\$ 16,721	\$ -	7.48%
Personnel Services- Salaries & Wages	\$ 3,399	\$ 22,845	\$ 22,845	\$ 3,399	\$ -	14.88%
Personnel Services- Employee Benefits	\$ 1,458	\$ 9,113	\$ 9,113	\$ 1,458	\$ -	16.00%
Contractual Services	\$ 10,000	\$ 171,716	\$ 171,716	\$ 10,000	\$ -	5.82%
Commodities	\$ -	\$ 17,925	\$ 17,925	\$ -	\$ -	0.00%
Transfers Out	\$ 1,864	\$ 1,864	\$ 1,864	\$ 1,864	\$ -	100.00%
751 Subdivision Review Escrow	\$ -	\$ 1,000	\$ 1,000	\$ -	\$ -	0.00%
Contractual Services	\$ -	\$ 1,000	\$ 1,000	\$ -	\$ -	0.00%
690 Development	\$ 232,702	\$ 9,209,876	\$ 9,209,871	\$ 232,702	\$ 84	2.53%
001 General Fund	\$ 82,244	\$ 1,222,841	\$ 1,222,841	\$ 82,244	\$ -	6.73%
Personnel Services- Salaries & Wages	\$ 62,986	\$ 883,591	\$ 883,591	\$ 62,986	\$ -	7.13%
Personnel Services- Employee Benefits	\$ 18,790	\$ 244,324	\$ 244,324	\$ 18,790	\$ -	7.69%
Contractual Services	\$ 454	\$ 71,946	\$ 71,946	\$ 454	\$ -	0.63%
Commodities	\$ 15	\$ 22,980	\$ 22,980	\$ 15	\$ -	0.06%

Kane County Expenditure Report - Detail
Through December 31, 2022 (8.3% YTD, 7.69% Payroll Expense through Pay Period Ending 12/24/2022)

			Total Amended Budget				
	Current Month Transactions	Total Amended Budget	excluding Net Income	YTD Actual Transactions	YTD Encumbrances	Total % Used	
400 Economic Development	\$ 9,340	\$ 207,084	\$ 207,084	\$ 9,340	\$ -	4.51%	
Personnel Services- Salaries & Wages	\$ 3,424	\$ 45,784	\$ 45,784	\$ 3,424	\$ -	7.48%	
Personnel Services- Employee Benefits	\$ 1,546	\$ 20,039	\$ 20,039	\$ 1,546	\$ -	7.71%	
Contractual Services	\$ -	\$ 136,491	\$ 136,491	\$ -	\$ -	0.00%	
Commodities	\$ -	\$ 400	\$ 400	\$ -	\$ -	0.00%	
Transfers Out	\$ 4,370	\$ 4,370	\$ 4,370	\$ 4,370	\$ -	100.00%	
401 Community Dev Block Program	\$ 16,821	\$ 2,022,761	\$ 2,022,761	\$ 16,821	\$ 25	0.83%	
Personnel Services- Salaries & Wages	\$ 12,786	\$ 187,584	\$ 187,584	\$ 12,786	\$ -	6.82%	
Personnel Services- Employee Benefits	\$ 3,373	\$ 81,898	\$ 81,898	\$ 3,373	\$ -	4.12%	
Contractual Services	\$ 662	\$ 1,720,793	\$ 1,720,793	\$ 662	\$ 25	0.04%	
Commodities	\$ -	\$ 8,356	\$ 8,356	\$ -	\$ -	0.00%	
Transfers Out	\$ -	\$ 24,130	\$ 24,130	\$ -	\$ -	0.00%	
402 HOME Program	\$ 8,544	\$ 1,264,538	\$ 1,264,538	\$ 8,544	\$ 9	0.68%	
Personnel Services- Salaries & Wages	\$ 6,440	\$ 84,740	\$ 84,740	\$ 6,440	\$ -	7.60%	
Personnel Services- Employee Benefits	\$ 1,771	\$ 30,830	\$ 30,830	\$ 1,771	\$ -	5.74%	
Contractual Services	\$ 334	\$ 1,145,386	\$ 1,145,386	\$ 334	\$ 9	0.03%	
Commodities	\$ -	\$ 960	\$ 960	\$ -	\$ -	0.00%	
Transfers Out	\$ -	\$ 2,622	\$ 2,622	\$ -	\$ -	0.00%	
403 Unincorporated Stormwater Mgmt	\$ -	\$ 55,000	\$ 55,000	\$ -	\$ -	0.00%	
Contractual Services	\$ -	\$ 55,000	\$ 55,000	\$ -	\$ -	0.00%	
404 Homeless Management Info Systems	\$ 7,088	\$ 227,366	\$ 227,366	\$ 7,088	\$ 14	3.12%	
Personnel Services- Salaries & Wages	\$ 5,199	\$ 100,434	\$ 100,434	\$ 5,199	\$ -	5.18%	
Personnel Services- Employee Benefits	\$ 1,620	\$ 36,956	\$ 36,956	\$ 1,620	\$ -	4.38%	
Contractual Services	\$ 269	\$ 85,758	\$ 85,758	\$ 269	\$ 14	0.31%	
Commodities	\$ -	\$ 1,596	\$ 1,596	\$ -	\$ -	0.00%	
Transfers Out	\$ -	\$ 2,622	\$ 2,622	\$ -	\$ -	0.00%	
405 Cost Share Drainage	\$ 525	\$ 189,403	\$ 189,403	\$ 525	\$ -	0.28%	
Contractual Services	\$ 525	\$ 188,563	\$ 188,563	\$ 525	\$ -	0.28%	
Commodities	\$ -	\$ 840	\$ 840	\$ -	\$ -	0.00%	
406 OCR & Recovery Act Programs	\$ -	\$ 55,552	\$ 55,552	\$ -	\$ -	0.00%	
Personnel Services- Salaries & Wages	\$ -	\$ 3,107	\$ 3,107	\$ -	\$ -	0.00%	
Personnel Services- Employee Benefits	\$ -	\$ 2,137	\$ 2,137	\$ -	\$ -	0.00%	
Contractual Services	\$ -	\$ 50,162	\$ 50,162	\$ -	\$ -	0.00%	
Transfers Out	\$ -	\$ 146	\$ 146	\$ -	\$ -	0.00%	

Kane County Expenditure Report - Detail
Through December 31, 2022 (8.3% YTD, 7.69% Payroll Expense through Pay Period Ending 12/24/2022)

	Current Month Transactions	Total Amended Budget	Total Amended Budget excluding Net Income	YTD Actual Transactions	YTD Encumbrances	Total % Used
407 Quality of Kane Grants	\$ -	\$ 30,110	\$ 30,110	\$ -	\$ -	0.00%
Contractual Services	\$ -	\$ 30,110	\$ 30,110	\$ -	\$ -	0.00%
409 Continuum of Care Planning Grant	\$ 6,099	\$ 87,429	\$ 87,429	\$ 6,099	\$ 5	6.98%
Personnel Services- Salaries & Wages	\$ 4,404	\$ 36,760	\$ 36,760	\$ 4,404	\$ -	11.98%
Personnel Services- Employee Benefits	\$ 1,467	\$ 13,341	\$ 13,341	\$ 1,467	\$ -	11.00%
Contractual Services	\$ 228	\$ 35,636	\$ 35,636	\$ 228	\$ 5	0.64%
Commodities	\$ -	\$ 381	\$ 381	\$ -	\$ -	0.00%
Transfers Out	\$ -	\$ 1,311	\$ 1,311	\$ -	\$ -	0.00%
410 Elgin CDBG	\$ 5,966	\$ 959,568	\$ 959,568	\$ 5,966	\$ 13	0.62%
Personnel Services- Salaries & Wages	\$ 4,287	\$ 115,687	\$ 115,687	\$ 4,287	\$ -	3.71%
Personnel Services- Employee Benefits	\$ 1,457	\$ 48,916	\$ 48,916	\$ 1,457	\$ -	2.98%
Contractual Services	\$ 222	\$ 790,653	\$ 790,653	\$ 222	\$ 13	0.03%
Commodities	\$ -	\$ 1,253	\$ 1,253	\$ -	\$ -	0.00%
Transfers Out	\$ -	\$ 3,059	\$ 3,059	\$ -	\$ -	0.00%
412 Emergency Rental Assistance #2	\$ 3,329	\$ -	\$ -	\$ 3,329	\$ -	N/A
Personnel Services- Salaries & Wages	\$ 2,742	\$ -	\$ -	\$ 2,742	\$ -	N/A
Personnel Services- Employee Benefits	\$ 445	\$ -	\$ -	\$ 445	\$ -	N/A
Contractual Services	\$ 142	\$ -	\$ -	\$ 142	\$ -	N/A
413 CDBG-CV	\$ 570	\$ 551,800	\$ 551,800	\$ 570	\$ 3	0.10%
Personnel Services- Salaries & Wages	\$ 313	\$ 29,903	\$ 29,903	\$ 313	\$ -	1.05%
Personnel Services- Employee Benefits	\$ 240	\$ 13,307	\$ 13,307	\$ 240	\$ -	1.80%
Contractual Services	\$ 16	\$ 508,168	\$ 508,168	\$ 16	\$ 3	0.00%
Commodities	\$ -	\$ 422	\$ 422	\$ -	\$ -	0.00%

Kane County Expenditure Report - Detail
Through December 31, 2022 (8.3% YTD, 7.69% Payroll Expense through Pay Period Ending 12/24/2022)

	Current Month	Total Amended	Total Amended	YTD Actual	YTD	Total % Used
	Transactions	Budget	Budget excluding Net Income	Transactions	Encumbrances	
414 Home - ARP	\$ 1,133	\$ 853,213	\$ 853,213	\$ 1,133	\$ 15	0.13%
Personnel Services- Salaries & Wages	\$ 955	\$ 100,247	\$ 100,247	\$ 955	\$ -	0.95%
Personnel Services- Employee Benefits	\$ 129	\$ 40,175	\$ 40,175	\$ 129	\$ -	0.32%
Contractual Services	\$ 49	\$ 710,877	\$ 710,877	\$ 49	\$ 15	0.01%
Commodities	\$ -	\$ 1,914	\$ 1,914	\$ -	\$ -	0.00%
415 Homeless Prevention Program	\$ 23,940	\$ 249,326	\$ 249,326	\$ 23,940	\$ -	9.60%
Personnel Services- Salaries & Wages	\$ 5,759	\$ -	\$ -	\$ 5,759	\$ -	N/A
Personnel Services- Employee Benefits	\$ 1,701	\$ -	\$ -	\$ 1,701	\$ -	N/A
Contractual Services	\$ 16,480	\$ 240,587	\$ 240,587	\$ 16,480	\$ -	6.85%
Transfers Out	\$ -	\$ 8,739	\$ 8,739	\$ -	\$ -	0.00%
425 Blighted Structure Demolition	\$ -	\$ 120,000	\$ 120,000	\$ -	\$ -	0.00%
Contractual Services	\$ -	\$ 120,000	\$ 120,000	\$ -	\$ -	0.00%
435 Growing for Kane	\$ -	\$ 87,000	\$ 87,000	\$ -	\$ -	0.00%
Contractual Services	\$ -	\$ 85,500	\$ 85,500	\$ -	\$ -	0.00%
Commodities	\$ -	\$ 1,500	\$ 1,500	\$ -	\$ -	0.00%
520 Mill Creek Special Service Area	\$ 67,102	\$ 1,009,409	\$ 1,009,409	\$ 67,102	\$ -	6.65%
Personnel Services- Salaries & Wages	\$ 5,253	\$ 69,758	\$ 69,758	\$ 5,253	\$ -	7.53%
Personnel Services- Employee Benefits	\$ 2,197	\$ 28,041	\$ 28,041	\$ 2,197	\$ -	7.84%
Contractual Services	\$ 33,729	\$ 858,814	\$ 858,814	\$ 33,729	\$ -	3.93%
Commodities	\$ 27	\$ 26,900	\$ 26,900	\$ 27	\$ -	0.10%
Transfers Out	\$ 25,896	\$ 25,896	\$ 25,896	\$ 25,896	\$ -	100.00%
521 Bowes Creek Special Service Area	\$ -	\$ 5	\$ -	\$ -	\$ -	N/A
Contingency and Other	\$ -	\$ 5	\$ -	\$ -	\$ -	N/A
5302 Shirewood Farm SSA SW39	\$ -	\$ 110	\$ 110	\$ -	\$ -	0.00%
Contractual Services	\$ -	\$ 110	\$ 110	\$ -	\$ -	0.00%
5304 Wildwood West SBA SW41	\$ -	\$ 665	\$ 665	\$ -	\$ -	0.00%
Transfers Out	\$ -	\$ 665	\$ 665	\$ -	\$ -	0.00%

Kane County Expenditure Report - Detail
Through December 31, 2022 (8.3% YTD, 7.69% Payroll Expense through Pay Period Ending 12/24/2022)

	Current Month Transactions	Total Amended Budget	Total Amended Budget excluding Net Income	YTD Actual Transactions	YTD Encumbrances	Total % Used
5306 Cheval DeSelle Venetian SBA SW43	\$ -	\$ 2,200	\$ 2,200	\$ -	\$ -	0.00%
Contractual Services	\$ -	\$ 2,200	\$ 2,200	\$ -	\$ -	0.00%
5308 Plank Road Estates SBA SW45	\$ -	\$ 1,575	\$ 1,575	\$ -	\$ -	0.00%
Contractual Services	\$ -	\$ 1,575	\$ 1,575	\$ -	\$ -	0.00%
5310 Exposition View SBA SW47	\$ -	\$ 500	\$ 500	\$ -	\$ -	0.00%
Contractual Services	\$ -	\$ 500	\$ 500	\$ -	\$ -	0.00%
5311 Pasadena Drive SBA SW48	\$ -	\$ 3,872	\$ 3,872	\$ -	\$ -	0.00%
Contractual Services	\$ -	\$ 1,300	\$ 1,300	\$ -	\$ -	0.00%
Transfers Out	\$ -	\$ 2,572	\$ 2,572	\$ -	\$ -	0.00%
5312 Tamara Dittman SBA SW 50	\$ -	\$ 1,215	\$ 1,215	\$ -	\$ -	0.00%
Transfers Out	\$ -	\$ 1,215	\$ 1,215	\$ -	\$ -	0.00%
5313 Church Molitor SSA SA 52	\$ -	\$ 3,334	\$ 3,334	\$ -	\$ -	0.00%
Transfers Out	\$ -	\$ 3,334	\$ 3,334	\$ -	\$ -	0.00%
5314 45W185 Plank Road SSA SW 54	\$ -	\$ 4,000	\$ 4,000	\$ -	\$ -	0.00%
Transfers Out	\$ -	\$ 4,000	\$ 4,000	\$ -	\$ -	0.00%
760 Debt Service	\$ 101,101	\$ 5,220,637	\$ 5,192,694	\$ 101,101	\$ -	1.95%
601 Public Building Commission	\$ -	\$ 11,240	\$ -	\$ -	\$ -	N/A
Contingency and Other	\$ -	\$ 11,240	\$ -	\$ -	\$ -	N/A
610 Capital Improvement Debt Service	\$ 101,101	\$ 202,202	\$ 202,202	\$ 101,101	\$ -	50.00%
Debt Service	\$ 101,101	\$ 202,202	\$ 202,202	\$ 101,101	\$ -	50.00%

Kane County Expenditure Report - Detail
Through December 31, 2022 (8.3% YTD, 7.69% Payroll Expense through Pay Period Ending 12/24/2022)

	Current Month Transactions	Total Amended Budget	Total Amended Budget excluding Net Income	YTD Actual Transactions	YTD Encumbrances	Total % Used
620 Motor Fuel Tax Debt Service	\$ -	\$ 3,000	\$ -	\$ -	\$ -	N/A
Contingency and Other	\$ -	\$ 3,000	\$ -	\$ -	\$ -	N/A
621 Transit Sales Tax Debt Service	\$ -	\$ 1,750	\$ -	\$ -	\$ -	N/A
Contingency and Other	\$ -	\$ 1,750	\$ -	\$ -	\$ -	N/A
622 Recovery Zone Bond Debt Service	\$ -	\$ 135,187	\$ 123,234	\$ -	\$ -	0.00%
Contractual Services	\$ -	\$ 550	\$ 550	\$ -	\$ -	0.00%
Contingency and Other	\$ -	\$ 11,953	\$ -	\$ -	\$ -	N/A
Debt Service	\$ -	\$ 122,684	\$ 122,684	\$ -	\$ -	0.00%
623 JJC/AJC Refunding Debt Service	\$ -	\$ 3,076,121	\$ 3,076,121	\$ -	\$ -	0.00%
Contractual Services	\$ -	\$ 550	\$ 550	\$ -	\$ -	0.00%
Debt Service	\$ -	\$ 3,075,571	\$ 3,075,571	\$ -	\$ -	0.00%
624 Longmeadow Debt Service	\$ -	\$ 1,736,969	\$ 1,736,969	\$ -	\$ -	0.00%
Debt Service	\$ -	\$ 1,736,969	\$ 1,736,969	\$ -	\$ -	0.00%
625 Longmeadow Debt Srv - Cap Int	\$ -	\$ 54,168	\$ 54,168	\$ -	\$ -	0.00%
Debt Service	\$ -	\$ 54,168	\$ 54,168	\$ -	\$ -	0.00%
800 Other- Countywide Expenses	\$ 26,116,368	\$ 101,604,831	\$ 100,608,512	\$ 26,116,368	\$ 757,335	25.96%
001 General Fund	\$ 5,471,383	\$ 8,743,326	\$ 8,743,326	\$ 5,471,383	\$ 739,335	62.58%
Contractual Services	\$ 199,398	\$ 1,901,546	\$ 1,901,546	\$ 199,398	\$ 738,099	10.49%
Commodities	\$ 48,957	\$ 1,618,752	\$ 1,618,752	\$ 48,957	\$ 1,236	3.02%
Transfers Out	\$ 5,223,028	\$ 5,223,028	\$ 5,223,028	\$ 5,223,028	\$ -	100.00%
100 County Automation	\$ -	\$ 7,475	\$ 7,475	\$ -	\$ -	0.00%
Contractual Services	\$ -	\$ 7,475	\$ 7,475	\$ -	\$ -	0.00%

Kane County Expenditure Report - Detail
Through December 31, 2022 (8.3% YTD, 7.69% Payroll Expense through Pay Period Ending 12/24/2022)

	Current Month Transactions	Total Amended Budget	Total Amended Budget excluding Net Income	YTD Actual Transactions	YTD Encumbrances	Total % Used
110 Illinois Municipal Retirement	\$ 474,548	\$ 5,486,723	\$ 5,486,723	\$ 474,548	\$ -	8.65%
Personnel Services- Employee Benefits	\$ 474,548	\$ 5,486,723	\$ 5,486,723	\$ 474,548	\$ -	8.65%
111 FICA/Social Security	\$ 376,305	\$ 5,222,169	\$ 5,222,169	\$ 376,305	\$ -	7.21%
Personnel Services- Employee Benefits	\$ 376,305	\$ 5,222,169	\$ 5,222,169	\$ 376,305	\$ -	7.21%
112 Special Reserve	\$ -	\$ 262,600	\$ -	\$ -	\$ -	#DIV/0!
Contingency and Other	\$ -	\$ 262,600	\$ -	\$ -	\$ -	#DIV/0!
113 Emergency Reserve	\$ -	\$ 52,770	\$ -	\$ -	\$ -	#DIV/0!
Contingency and Other	\$ -	\$ 52,770	\$ -	\$ -	\$ -	#DIV/0!
114 Property Tax Freeze Protection	\$ 5,000,000	\$ 5,049,890	\$ 5,000,000	\$ 5,000,000	\$ -	100.00%
Contingency and Other	\$ -	\$ 49,890	\$ -	\$ -	\$ -	#DIV/0!
Transfers Out	\$ 5,000,000	\$ 5,000,000	\$ 5,000,000	\$ 5,000,000	\$ -	100.00%
125 Public Safety Sales Tax	\$ 438,450	\$ 2,042,600	\$ 2,042,600	\$ 438,450	\$ 18,000	21.47%
Contractual Services	\$ -	\$ 949,600	\$ 949,600	\$ -	\$ -	0.00%
Capital	\$ 4,450	\$ 659,000	\$ 659,000	\$ 4,450	\$ 18,000	0.68%
Transfers Out	\$ 434,000	\$ 434,000	\$ 434,000	\$ 434,000	\$ -	100.00%
127 Judicial Technology Sales Tax	\$ 52,274	\$ 1,384,289	\$ 1,359,080	\$ 52,274	\$ -	3.85%
Personnel Services- Salaries & Wages	\$ 13,681	\$ 313,675	\$ 313,675	\$ 13,681	\$ -	4.36%
Personnel Services- Employee Benefits	\$ 3,398	\$ 124,162	\$ 124,162	\$ 3,398	\$ -	2.74%
Contractual Services	\$ -	\$ 886,047	\$ 886,047	\$ -	\$ -	0.00%
Contingency and Other	\$ -	\$ 25,209	\$ -	\$ -	\$ -	N/A
Transfers Out	\$ 35,196	\$ 35,196	\$ 35,196	\$ 35,196	\$ -	100.00%

Kane County Expenditure Report - Detail
Through December 31, 2022 (8.3% YTD, 7.69% Payroll Expense through Pay Period Ending 12/24/2022)

	Current Month Transactions	Total Amended Budget	Total Amended Budget excluding Net Income	YTD Actual Transactions	YTD Encumbrances	Total % Used
355 American Rescue Plan	\$ 1,350,556	\$ 26,793,023	\$ 26,793,023	\$ 1,350,556	\$ -	5.04%
Personnel Services- Salaries & Wages	\$ 9,244	\$ 135,171	\$ 135,171	\$ 9,244	\$ -	6.84%
Personnel Services- Employee Benefits	\$ 3,069	\$ 40,072	\$ 40,072	\$ 3,069	\$ -	7.66%
Contractual Services	\$ 14,966	\$ 292,003	\$ 292,003	\$ 14,966	\$ -	5.13%
Commodities	\$ -	\$ 2,500	\$ 2,500	\$ -	\$ -	0.00%
Contingency and Other	\$ -	\$ 25,000,000	\$ 25,000,000	\$ -	\$ -	0.00%
Transfers Out	\$ 1,323,277	\$ 1,323,277	\$ 1,323,277	\$ 1,323,277	\$ -	100.00%
356 ARP Recoupment of Lost Revenue	\$ -	\$ 10	\$ -	\$ -	\$ -	N/A
Contingency and Other	\$ -	\$ 10	\$ -	\$ -	\$ -	N/A
357 COVID Payroll Reimbursement	\$ 11,322,405	\$ 11,322,405	\$ 11,322,405	\$ 11,322,405	\$ -	100.00%
Transfers Out	\$ 11,322,405	\$ 11,322,405	\$ 11,322,405	\$ 11,322,405	\$ -	100.00%
500 Capital Projects	\$ 46,945	\$ 9,591,595	\$ 9,591,595	\$ 46,945	\$ -	0.49%
Contractual Services	\$ -	\$ 800,000	\$ 800,000	\$ -	\$ -	0.00%
Commodities	\$ 45,948	\$ -	\$ -	\$ 45,948	\$ -	N/A
Capital	\$ 997	\$ 8,791,595	\$ 8,791,595	\$ 997	\$ -	0.01%
501 Judicial Facility Construction	\$ -	\$ 905,000	\$ 300,000	\$ -	\$ -	0.00%
Contingency and Other	\$ -	\$ 605,000	\$ -	\$ -	\$ -	N/A
Capital	\$ -	\$ 300,000	\$ 300,000	\$ -	\$ -	0.00%
510 Capital Improvement Bond Const	\$ -	\$ 840	\$ -	\$ -	\$ -	N/A
Contingency and Other	\$ -	\$ 840	\$ -	\$ -	\$ -	N/A
652 Health Insurance Fund	\$ 1,583,501	\$ 24,740,116	\$ 24,740,116	\$ 1,583,501	\$ -	6.40%
Personnel Services- Employee Benefits	\$ 428	\$ 4,268	\$ 4,268	\$ 428	\$ -	10.03%
Contractual Services	\$ 1,583,073	\$ 24,735,848	\$ 24,735,848	\$ 1,583,073	\$ -	6.40%

Kane County Expenditure Report - Detail
Through December 31, 2022 (8.3% YTD, 7.69% Payroll Expense through Pay Period Ending 12/24/2022)

	Current Month	Total Amended	Total Amended Budget excluding Net	YTD Actual	YTD	Total % Used
	Transactions	Budget	Income	Transactions	Encumbrances	
900 Contingency	\$ -	\$ 6,459,453	\$ 6,425,653	\$ -	\$ -	0.00%
001 General Fund	\$ -	\$ 6,425,653	\$ 6,425,653	\$ -	\$ -	0.00%
Personnel Services- Salaries & Wages	\$ -	\$ 3,863,668	\$ 3,863,668	\$ -	\$ -	0.00%
Personnel Services- Employee Benefits	\$ -	\$ 1,514,645	\$ 1,514,645	\$ -	\$ -	0.00%
Contingency and Other	\$ -	\$ 1,047,340	\$ 1,047,340	\$ -	\$ -	0.00%
660 Working Cash	\$ -	\$ 33,800	\$ -	\$ -	\$ -	N/A
Contingency and Other	\$ -	\$ 33,800	\$ -	\$ -	\$ -	N/A



Finance Accounts Payable by GL Distribution

Payment Date Range 12/01/22 - 12/31/22

Vendor	Invoice No.	Invoice Description	Status	Held Reason	Invoice Date	Due Date	G/L Date	Received Date	Payment Date	Invoice Amount
Fund 001 - General Fund										
Department 040 - Finance										
Sub-Department 040 - Finance										
Account 52140 - Repairs and Maint- Copiers										
13153 - Toshiba America Business Solutions Inc	5894369	Copier charges - 08/01/22 - 10/31/22	Paid by EFT # 76530		11/03/2022	11/17/2022	11/17/2022		12/05/2022	115.90
Account 52140 - Repairs and Maint- Copiers Totals Invoice Transactions 1										<u>115.90</u>
Account 53110 - Employee Training										
4697 - Patricia A Clark	120822	Reimbursement - Year End Webinar & IL Payroll Conference	Paid by EFT # 76642		11/30/2022	12/09/2022	11/30/2022		12/19/2022	130.00
12325 - Kimberly A Dorrance	120822	Reimbursement for Year End Webinar	Paid by EFT # 76667		11/30/2022	12/09/2022	11/30/2022		12/19/2022	25.00
7856 - NINA MARSZALEK	120822	Reimbursement - Year End Webinar & IL Payroll Conference	Paid by Check # 380107		11/30/2022	12/09/2022	11/30/2022		12/19/2022	150.00
Account 53110 - Employee Training Totals Invoice Transactions 3										<u>\$305.00</u>
Account 60000 - Office Supplies										
12287 - Century Springs/Ove Water Services	2989416	FIN - Water delivery 11/04 & 11/18 and rental charges Dec 2022	Paid by EFT # 76629		11/30/2022	12/08/2022	11/30/2022		12/19/2022	25.50
5540 - The Tree House Inc	115122	Toner Cartridges	Paid by Check # 380146		10/14/2022	11/29/2022	11/29/2022		12/19/2022	404.95
Account 60000 - Office Supplies Totals Invoice Transactions 2										<u>\$430.45</u>
Sub-Department 040 - Finance Totals Invoice Transactions 6										<u>\$851.35</u>
Department 040 - Finance Totals Invoice Transactions 6										<u>\$851.35</u>
Department 140 - County Auditor										
Sub-Department 140 - County Auditor										
Account 52140 - Repairs and Maint- Copiers										
13153 - Toshiba America Business Solutions Inc	5906800	copier	Paid by EFT # 76878		11/16/2022	11/16/2022	11/30/2022		12/19/2022	8.19
Account 52140 - Repairs and Maint- Copiers Totals Invoice Transactions 1										<u>\$8.19</u>
Account 53100 - Conferences and Meetings										
13762 - Thomas Laird	120122	PEV for IACO Conference	Paid by EFT # 76751		12/01/2022	12/01/2022	11/30/2022		12/19/2022	68.00
4587 - Penny Wegman	120522	PEV IACO Conference - hotel, per diem, and mileage	Paid by Check # 380154		12/05/2022	12/05/2022	11/30/2022		12/19/2022	914.92
Account 53100 - Conferences and Meetings Totals Invoice Transactions 2										<u>\$982.92</u>
Account 53120 - Employee Mileage Expense										
4587 - Penny Wegman	120522	PEV IACO Conference - hotel, per diem, and mileage	Paid by Check # 380154		12/05/2022	12/05/2022	11/30/2022		12/19/2022	169.00
Account 53120 - Employee Mileage Expense Totals Invoice Transactions 1										<u>\$169.00</u>



Finance Accounts Payable by GL Distribution

Payment Date Range 12/01/22 - 12/31/22

Vendor	Invoice No.	Invoice Description	Status	Held Reason	Invoice Date	Due Date	G/L Date	Received Date	Payment Date	Invoice Amount
Fund 001 - General Fund										
Department 140 - County Auditor										
Sub-Department 140 - County Auditor										
Account 53130 - General Association Dues										
2198 - International Assn of Government Officials (IGO)	12022022	IGO Dues for 2022 for Penny Wegman - Kane County Auditor	Paid by EFT # 76730		12/02/2022	12/02/2022	12/02/2022		12/19/2022	200.00
Account 53130 - General Association Dues Totals									Invoice Transactions 1	<u>\$200.00</u>
Account 60000 - Office Supplies										
4526 - Fifth Third Bank	6571-PW-10/22	October PCard charges	Paid by EFT # 76366		11/04/2022	11/21/2022	11/21/2022		12/05/2022	51.75
12287 - Century Springs/Ove Water Services	2996275	Water	Paid by EFT # 76629		11/30/2022	11/30/2022	11/30/2022		12/19/2022	9.28
Account 60000 - Office Supplies Totals									Invoice Transactions 2	<u>\$61.03</u>
Sub-Department 140 - County Auditor Totals									Invoice Transactions 7	<u>\$1,421.14</u>
Department 140 - County Auditor Totals									Invoice Transactions 7	<u>\$1,421.14</u>
Fund 001 - General Fund Totals									Invoice Transactions 13	<u>\$2,272.49</u>
Grand Totals									Invoice Transactions 13	<u>\$2,272.49</u>

Kane County Purchasing Card Information
Finance & Budget Committee
December 2022 Statement

AUDITOR'S OFFICE

Transaction Date	Merchant Name	Additional Information	Transaction Amount
12/30/2022	AMZN MKTP US IY8T30XQ3	AMZN.COM/BILL	\$45.64
Total:			\$45.64

FINANCE DEPARTMENT

Transaction Date	Merchant Name	Additional Information	Transaction Amount
12/8/2022	CA EDD PAYROLL TAX	916-6537327	\$117.00
12/8/2022	OPC CA EDD PAYROLL TAX	800-4874567	\$2.69
12/22/2022	CA EDD PAYROLL TAX	916-6537327	\$132.25
12/22/2022	OPC CA EDD PAYROLL TAX	800-4874567	\$3.04
Total:			\$254.98

PURCHASING DEPARTMENT

Transaction Date	Merchant Name	Additional Information	Transaction Amount
12/16/2022	FSP MAPP	847-377-2180	\$40.00
12/16/2022	FSP MAPP	847-377-2180	\$40.00
12/21/2022	FSP MAPP	847-377-2180	\$40.00
Total:			\$120.00
Total all:			\$420.62

SALES TAX ANALYSIS 2020-2023
001.000.000.30100

State Liability Month	State Collection Month	State Report (Voucher) Month	County Receipt Month	2020	% Change 2019-2020	2021	% Change 2020-2021	2022	% Change 2021-2022	2023	% Change 2022-2023
November *	December	January	February	1,390,496	0.56%	1,318,807	-5.16%	2,009,822	52.40%	-	-100.00%
December	January	February	March	1,577,509	5.22%	1,659,281	5.18%	2,160,063	30.18%	-	-100.00%
January	February	March	April	1,089,360	5.17%	1,261,639	15.81%	1,557,582	23.46%	-	-100.00%
February	March	April	May	1,026,621	-2.61%	1,158,134	12.81%	1,540,077	32.98%	-	-100.00%
March	April	May	June	1,064,716	-19.62%	1,764,507	65.73%	1,926,432	9.18%	-	-100.00%
April	May	June	July	953,099	-29.23%	1,721,646	80.64%	1,973,489	14.63%	-	-100.00%
May	June	July	August	1,211,800	-20.25%	1,954,697	61.31%	2,221,547	13.65%	-	-100.00%
June	July	August	September	1,482,712	-3.08%	2,042,973	37.79%	2,219,008	8.62%	-	-100.00%
July	August	September	October	1,490,272	-1.23%	1,923,011	29.04%	2,102,055	9.31%	-	-100.00%
August	September	October	November	1,430,709	-7.21%	1,948,129	36.17%	2,105,264	8.07%	-	-100.00%
September	October	November	December	1,461,709	4.34%	1,952,033	33.54%	2,115,797	8.39%	-	-100.00%
October	November	December	January	1,426,519	-0.33%	1,911,934	34.03%	2,134,071	11.62%	-	-100.00%
TOTAL				15,605,522	-5.85%	20,616,791	32.11%	24,065,209	16.73%	-	-100.00%
								2023 YTD		2,009,822	- -100.00%
										(2,009,822)	
						2023 Budget		24,700,000.00			
						2023 Budget YTD		-		-	

Sales Tax payments are normally received the month following the state vouchers it.
The state vouchers collections it received the previous month.
The state collections are received the month after the underlying transaction (liability) occurred.

The state liability month is the basis of revenue recognition

*** Since November revenue was unavailable in previous FY it is added to current FY and current year November is excluded from current FY.**

Kane County				Beginning Bal	Beginning Bal	Beginning Bal	Beginning Bal	Beginning Bal
FY 22 Supplemental Budget Request - Source Fund Analysis				as of 12/01/2021	as of 12/01/2021	as of 12/01/2021	as of 12/01/2021	as of 12/01/2021
For January 25, 2023 Finance/Budget Committee Meeting					Net Budgeted	Net Budgeted	Net Budgeted	Net Budgeted
					Expenditures	Expenditures	Expenditures	Expenditures
				Contingency Allowance for Budget Expense 001.900.900.85000	Capital Reserve Fund 500	Public Safety Sales Tax Fund 125	Enterprise Surcharge Fund 650	Property Tax Freeze Protection Fund 114
<u>Department</u>	<u>Description</u>	<u>Reason</u>	<u>Res. #</u>					
Beginning Balance				1,000,000	10,909,421	2,596,916	5,092,283	5,000,808
Requests Approved as of the January 10, 2023 County Board Meeting								
County Board	Reduction of Liquor Licenses for FY22	Continuation of pandemic	21-517					(6,250)
Building Management - Capital	Coroner's Office X-Ray Machine	Minimize cost of investigations	21-520		(111,976)			
IT - Capital Fund	Additional Business Analytics Licenses	All available licenses utilized, additional staff requests for software	22-12		(26,000)			
IT	Additional Braszoz Public Safety Tyler Software module	Not included in original contract	22-10			(36,291)		
Sheriff's Office	Vehicle Purchase	Rollover of Vehicle budget not expended in FY21	22-04			(383,395)		
Building Management Capital Projects	Repayment to Public Building Commission for interfund loan for MUF project	Not budgeted	22-77		(75,000)			
IT	Network Infrastructure projects rollover	Projects budgeted & not able to be completed in FY21	22-123			(354,600)		
IT	Contractual and Consulting projects rollover	Projects budgeted & not able to be completed in FY21	22-124			(44,900)		
IT - Capital	Computer project rollover	Project budgeted & not able to be completed in FY21	22-125		(968,500)			
IT - Capital	Software project rollover	Project budgeted & not able to be completed in FY21	22-126		(167,600)			
Finance	Transition Audit Completion	Additional remaining FY21 unspent budget needed for completion	22-129					(3,500)
State's Attorney	Participation in Appellate Prosecutor Program	Funding request not submitted when approval for program requested	22-160					(48,000)
JJC	Purchase of Laundry equipment	Equipment not previously budgeted	22-162	(64,578)				
Sheriff's Office	Purchase of 2 Replacement Patrol Vehicles	Emergency purchase	22-346			(47,436)		
Sheriff's Office	Reclass Sheriff's Vehicle & Equipment Budget from Fund 125 to New Fund 128	To more easily identify remaining balance	22-360			(605,506)		
Building Management Capital Projects	FY21 Rollover	Unexpended JJC/AJC Security Cameras & Building Access Control System	22-363		(4,377,309)			
Balance as of January 10, 2023 County Board Meeting				935,422	5,183,036	1,124,788	5,092,283	4,943,058
Currently Being Considered								
Balance After All Anticipated Budget Adjustments for Fiscal Year 2022				935,422	5,183,036	1,124,788	5,092,283	4,943,058
Total Budget Adjustments Funded by Contingency & Special Reserve during FY 2022				64,578				

[illegible]



Capital Projects Report - FY22

Date Range 12/01/21 - 11/30/22

Include Rollup Account and Rollup to Account

Account	Account Description	Adopted Budget	Budget Amendments	Amended Budget	Current Month Transactions	YTD Encumbrances	YTD Transactions	Budget - YTD Transactions	% Used/ Rec'd
Fund 500 - Capital Projects									
REVENUE									
Department 800 - Other- Countywide Expenses									
Sub-Department 000 - Revenues									
30180	Video Gaming Tax	100,000.00	.00	100,000.00	21,394.96	.00	252,120.05	(152,120.05)	252
33900	Miscellaneous Grants	600,000.00	.00	600,000.00	.00	.00	.00	600,000.00	0
38000	Investment Income	32,570.00	.00	32,570.00	.00	.00	38,128.82	(5,558.82)	117
39000	Transfer From Other Funds	1,000,000.00	3,250,739.00	4,250,739.00	.00	.00	3,250,739.00	1,000,000.00	76
39001	Transfer from Fund 001	.00	.00	.00	.00	.00	1,000,000.00	(1,000,000.00)	+++
39900	Cash On Hand	5,839,495.00	2,475,646.00	8,315,141.00	.00	.00	.00	8,315,141.00	0
Sub-Department 000 - Revenues Totals		\$7,572,065.00	\$5,726,385.00	\$13,298,450.00	\$21,394.96	\$0.00	\$4,540,987.87	\$8,757,462.13	34%
Department 800 - Other- Countywide Expenses Totals		\$7,572,065.00	\$5,726,385.00	\$13,298,450.00	\$21,394.96	\$0.00	\$4,540,987.87	\$8,757,462.13	34%
REVENUE TOTALS		\$7,572,065.00	\$5,726,385.00	\$13,298,450.00	\$21,394.96	\$0.00	\$4,540,987.87	\$8,757,462.13	34%
EXPENSE									
Department 800 - Other- Countywide Expenses									
Sub-Department 801 - Communication/Technology									
60265	Public Health Commodities - Coronavirus	.00	.00	.00	59,889.08	26,956.10	157,530.14	(184,486.24)	+++
70000	Computers	1,146,065.00	968,500.00	2,114,565.00	1,068,473.82	167,375.12	1,624,681.18	322,508.70	85
70020	Computer Software- Capital	106,000.00	193,600.00	299,600.00	.00	80,164.00	119,443.84	99,992.16	67
Sub-Department 801 - Communication/Technology Totals		\$1,252,065.00	\$1,162,100.00	\$2,414,165.00	\$1,128,362.90	\$274,495.22	\$1,901,655.16	\$238,014.62	90%
Sub-Department 805 - Capital Projects									
50150	Contractual/Consulting Services	800,000.00	.00	800,000.00	16,277.20	.00	485,808.82	314,191.18	61
70070	Automotive Equipment	70,000.00	.00	70,000.00	.00	.00	96,095.00	(26,095.00)	137
72010	Building Improvements	5,450,000.00	111,976.00	5,561,976.00	808,183.05	388,522.69	1,589,077.81	3,584,375.50	36
99601	Transfer to Fund 601	.00	75,000.00	75,000.00	.00	.00	75,000.00	.00	100
Sub-Department 805 - Capital Projects Totals		\$6,320,000.00	\$186,976.00	\$6,506,976.00	\$824,460.25	\$388,522.69	\$2,245,981.63	\$3,872,471.68	40%
Sub-Department 822 - Capital Projects - Sheriff									
50000	Project Administration Services	.00	10,231.00	10,231.00	.00	.00	.00	10,231.00	0
70120	Special Purpose Equipment	.00	4,367,078.00	4,367,078.00	1,500.00	3,679,605.62	406,212.13	281,260.25	94
Sub-Department 822 - Capital Projects - Sheriff Totals		\$0.00	\$4,377,309.00	\$4,377,309.00	\$1,500.00	\$3,679,605.62	\$406,212.13	\$291,491.25	93%
Department 800 - Other- Countywide Expenses Totals		\$7,572,065.00	\$5,726,385.00	\$13,298,450.00	\$1,954,323.15	\$4,342,623.53	\$4,553,848.92	\$4,401,977.55	67%
EXPENSE TOTALS		\$7,572,065.00	\$5,726,385.00	\$13,298,450.00	\$1,954,323.15	\$4,342,623.53	\$4,553,848.92	\$4,401,977.55	67%
Fund 500 - Capital Projects Totals									
REVENUE TOTALS		7,572,065.00	5,726,385.00	13,298,450.00	21,394.96	.00	4,540,987.87	8,757,462.13	34%
EXPENSE TOTALS		7,572,065.00	5,726,385.00	13,298,450.00	1,954,323.15	4,342,623.53	4,553,848.92	4,401,977.55	67%
Fund 500 - Capital Projects Totals		\$0.00	\$0.00	\$0.00	(\$1,932,928.19)	(\$4,342,623.53)	(\$12,861.05)	\$4,355,484.58	



Capital Projects Report - FY22

Date Range 12/01/21 - 11/30/22

Include Rollup Account and Rollup to Account

Account	Account Description	Adopted Budget	Budget Amendments	Amended Budget	Current Month Transactions	YTD Encumbrances	YTD Transactions	Budget - YTD Transactions	% Used/ Rec'd
Fund 501 - Judicial Facility Construction									
REVENUE									
Department 800 - Other- Countywide Expenses									
Sub-Department 000 - Revenues									
35415	Facility Construction Fee	600,000.00	.00	600,000.00	61,889.16	.00	738,366.52	(138,366.52)	123
38000	Investment Income	5,000.00	.00	5,000.00	.00	.00	2,859.93	2,140.07	57
39112	Transfer from Fund 112	.00	125,000.00	125,000.00	.00	.00	125,000.00	.00	100
39900	Cash On Hand	300,000.00	168,000.00	468,000.00	.00	.00	.00	468,000.00	0
Sub-Department 000 - Revenues Totals		\$905,000.00	\$293,000.00	\$1,198,000.00	\$61,889.16	\$0.00	\$866,226.45	\$331,773.55	72%
Department 800 - Other- Countywide Expenses Totals		\$905,000.00	\$293,000.00	\$1,198,000.00	\$61,889.16	\$0.00	\$866,226.45	\$331,773.55	72%
REVENUE TOTALS		\$905,000.00	\$293,000.00	\$1,198,000.00	\$61,889.16	\$0.00	\$866,226.45	\$331,773.55	72%
EXPENSE									
Department 800 - Other- Countywide Expenses									
Sub-Department 819 - Judicial Facility									
72010	Building Improvements	300,000.00	898,000.00	1,198,000.00	.00	.00	832,475.10	365,524.90	69
89000	Net Income	605,000.00	(605,000.00)	.00	.00	.00	.00	.00	+++
Sub-Department 819 - Judicial Facility Totals		\$905,000.00	\$293,000.00	\$1,198,000.00	\$0.00	\$0.00	\$832,475.10	\$365,524.90	69%
Department 800 - Other- Countywide Expenses Totals		\$905,000.00	\$293,000.00	\$1,198,000.00	\$0.00	\$0.00	\$832,475.10	\$365,524.90	69%
EXPENSE TOTALS		\$905,000.00	\$293,000.00	\$1,198,000.00	\$0.00	\$0.00	\$832,475.10	\$365,524.90	69%
Fund 501 - Judicial Facility Construction Totals									
REVENUE TOTALS		905,000.00	293,000.00	1,198,000.00	61,889.16	.00	866,226.45	331,773.55	72%
EXPENSE TOTALS		905,000.00	293,000.00	1,198,000.00	.00	.00	832,475.10	365,524.90	69%
Fund 501 - Judicial Facility Construction Totals		\$0.00	\$0.00	\$0.00	\$61,889.16	\$0.00	\$33,751.35	(\$33,751.35)	
Grand Totals									
REVENUE TOTALS		8,477,065.00	6,019,385.00	14,496,450.00	83,284.12	.00	5,407,214.32	9,089,235.68	37%
EXPENSE TOTALS		8,477,065.00	6,019,385.00	14,496,450.00	1,954,323.15	4,342,623.53	5,386,324.02	4,767,502.45	67%
Grand Totals		\$0.00	\$0.00	\$0.00	(\$1,871,039.03)	(\$4,342,623.53)	\$20,890.30	\$4,321,733.23	



Capital Projects Report - FY23

Fiscal Year to Date 01/18/23

Include Rollup Account and Rollup to Account

Account	Account Description	Adopted Budget	Budget Amendments	Amended Budget	Current Month Transactions	YTD Encumbrances	YTD Transactions	Budget - YTD Transactions	% Used/ Rec'd	Prior Year Total
Fund 500 - Capital Projects										
REVENUE										
Department 800 - Other- Countywide Expenses										
Sub-Department 000 - Revenues										
30180	Video Gaming Tax	100,000.00	.00	100,000.00	.00	.00	22,087.06	77,912.94	22	252,120.05
33900	Miscellaneous Grants	600,000.00	.00	600,000.00	.00	.00	.00	600,000.00	0	.00
38000	Investment Income	32,570.00	.00	32,570.00	.00	.00	.00	32,570.00	0	38,128.82
39000	Transfer From Other Funds	1,000,000.00	.00	1,000,000.00	.00	.00	.00	1,000,000.00	0	3,250,739.00
39001	Transfer from Fund 001	246,970.00	.00	246,970.00	.00	.00	1,000,000.00	(753,030.00)	405	1,000,000.00
39900	Cash On Hand	7,612,055.00	.00	7,612,055.00	.00	.00	.00	7,612,055.00	0	.00
Sub-Department 000 - Revenues Totals		\$9,591,595.00	\$0.00	\$9,591,595.00	\$0.00	\$0.00	\$1,022,087.06	\$8,569,507.94	11%	\$4,540,987.87
Department 800 - Other- Countywide Expenses Totals		\$9,591,595.00	\$0.00	\$9,591,595.00	\$0.00	\$0.00	\$1,022,087.06	\$8,569,507.94	11%	\$4,540,987.87
REVENUE TOTALS		\$9,591,595.00	\$0.00	\$9,591,595.00	\$0.00	\$0.00	\$1,022,087.06	\$8,569,507.94	11%	\$4,540,987.87
EXPENSE										
Department 800 - Other- Countywide Expenses										
Sub-Department 801 - Communication/Technology										
60265	Public Health Commodities - Coronavirus	.00	.00	.00	.00	.00	45,948.00	(45,948.00)	+++	157,530.14
70000	Computers	1,983,565.00	.00	1,983,565.00	.00	.00	997.00	1,982,568.00	0	1,624,681.18
70020	Computer Software- Capital	111,000.00	.00	111,000.00	.00	.00	.00	111,000.00	0	119,443.84
Sub-Department 801 - Communication/Technology Totals		\$2,094,565.00	\$0.00	\$2,094,565.00	\$0.00	\$0.00	\$46,945.00	\$2,047,620.00	2%	\$1,901,655.16
Sub-Department 805 - Capital Projects										
50150	Contractual/Consulting Services	800,000.00	.00	800,000.00	.00	.00	.00	800,000.00	0	485,808.82
70070	Automotive Equipment	120,000.00	.00	120,000.00	.00	.00	.00	120,000.00	0	96,095.00
72010	Building Improvements	6,577,030.00	.00	6,577,030.00	.00	18,627.20	.00	6,558,402.80	0	1,589,077.81
99601	Transfer to Fund 601	.00	.00	.00	.00	.00	.00	.00	+++	75,000.00
Sub-Department 805 - Capital Projects Totals		\$7,497,030.00	\$0.00	\$7,497,030.00	\$0.00	\$18,627.20	\$0.00	\$7,478,402.80	0%	\$2,245,981.63
Sub-Department 822 - Capital Projects - Sheriff										
70120	Special Purpose Equipment	.00	.00	.00	.00	.00	.00	.00	+++	406,212.13
Sub-Department 822 - Capital Projects - Sheriff Totals		\$0.00	\$0.00	\$0.00	\$0.00	\$0.00	\$0.00	\$0.00	+++	\$406,212.13
Department 800 - Other- Countywide Expenses Totals		\$9,591,595.00	\$0.00	\$9,591,595.00	\$0.00	\$18,627.20	\$46,945.00	\$9,526,022.80	1%	\$4,553,848.92
EXPENSE TOTALS		\$9,591,595.00	\$0.00	\$9,591,595.00	\$0.00	\$18,627.20	\$46,945.00	\$9,526,022.80	1%	\$4,553,848.92
Fund 500 - Capital Projects Totals										
REVENUE TOTALS		9,591,595.00	.00	9,591,595.00	.00	.00	1,022,087.06	8,569,507.94	11%	4,540,987.87
EXPENSE TOTALS		9,591,595.00	.00	9,591,595.00	.00	18,627.20	46,945.00	9,526,022.80	1%	4,553,848.92
Fund 500 - Capital Projects Totals		\$0.00	\$0.00	\$0.00	\$0.00	(\$18,627.20)	\$975,142.06	(\$956,514.86)		(\$12,861.05)



Capital Projects Report - FY23

Fiscal Year to Date 01/18/23

Include Rollup Account and Rollup to Account

Account	Account Description	Adopted Budget	Budget Amendments	Amended Budget	Current Month Transactions	YTD Encumbrances	YTD Transactions	Budget - YTD Transactions	% Used/ Rec'd	Prior Year Total
Fund 501 - Judicial Facility Construction										
REVENUE										
Department 800 - Other- Countywide Expenses										
Sub-Department 000 - Revenues										
35415	Facility Construction Fee	600,000.00	.00	600,000.00	.00	.00	60,923.38	539,076.62	10	738,366.52
38000	Investment Income	5,000.00	.00	5,000.00	.00	.00	.00	5,000.00	0	2,859.93
39112	Transfer from Fund 112	.00	.00	.00	.00	.00	.00	.00	+++	125,000.00
39900	Cash On Hand	300,000.00	.00	300,000.00	.00	.00	.00	300,000.00	0	.00
Sub-Department 000 - Revenues Totals		\$905,000.00	\$0.00	\$905,000.00	\$0.00	\$0.00	\$60,923.38	\$844,076.62	7%	\$866,226.45
Department 800 - Other- Countywide Expenses Totals		\$905,000.00	\$0.00	\$905,000.00	\$0.00	\$0.00	\$60,923.38	\$844,076.62	7%	\$866,226.45
REVENUE TOTALS		\$905,000.00	\$0.00	\$905,000.00	\$0.00	\$0.00	\$60,923.38	\$844,076.62	7%	\$866,226.45
EXPENSE										
Department 800 - Other- Countywide Expenses										
Sub-Department 819 - Judicial Facility										
72010	Building Improvements	300,000.00	.00	300,000.00	.00	.00	.00	300,000.00	0	832,475.10
89000	Net Income	605,000.00	.00	605,000.00	.00	.00	.00	605,000.00	0	.00
Sub-Department 819 - Judicial Facility Totals		\$905,000.00	\$0.00	\$905,000.00	\$0.00	\$0.00	\$0.00	\$905,000.00	0%	\$832,475.10
Department 800 - Other- Countywide Expenses Totals		\$905,000.00	\$0.00	\$905,000.00	\$0.00	\$0.00	\$0.00	\$905,000.00	0%	\$832,475.10
EXPENSE TOTALS		\$905,000.00	\$0.00	\$905,000.00	\$0.00	\$0.00	\$0.00	\$905,000.00	0%	\$832,475.10
Fund 501 - Judicial Facility Construction Totals										
REVENUE TOTALS		905,000.00	.00	905,000.00	.00	.00	60,923.38	844,076.62	7%	866,226.45
EXPENSE TOTALS		905,000.00	.00	905,000.00	.00	.00	.00	905,000.00	0%	832,475.10
Fund 501 - Judicial Facility Construction Totals		\$0.00	\$0.00	\$0.00	\$0.00	\$0.00	\$60,923.38	(\$60,923.38)		\$33,751.35
Grand Totals										
REVENUE TOTALS		10,496,595.00	.00	10,496,595.00	.00	.00	1,083,010.44	9,413,584.56	10%	5,407,214.32
EXPENSE TOTALS		10,496,595.00	.00	10,496,595.00	.00	18,627.20	46,945.00	10,431,022.80	1%	5,386,324.02
Grand Totals		\$0.00	\$0.00	\$0.00	\$0.00	(\$18,627.20)	\$1,036,065.44	(\$1,017,438.24)		\$20,890.30

STATE OF ILLINOIS)
COUNTY OF KANE) SS.

REPORT NO. TMP-23-123
MONTHLY REPORTS (ATTACHED)



Office of the Kane County Auditor

PENNY WEGMAN, M.B.A

Kane County Auditor

719 S. Batavia Ave. Geneva, IL 60134
Phone: 630-232-5915

January 25th, 2023 Finance and Budget Committee Report

Announcements from the Auditor's Office

- Kane County Auditor's Hotline – This is a reminder that we have an Audit Hotline used for reporting fraud, waste or abuse and all information can be submitted anonymously and will remain confidential
 - (630) 23-AUDIT (630-232-8348) or auditor@co.kane.il.us
- Attached is the Procurement Card Report for the November 2022 statement. We are now including the business purposes that the Departments and Offices are providing on their support.
 - Missing receipt affidavits: 23
 - Resolved affidavits: 0
- Attached is the Procurement Card Report for the December 2022 statement. We are now including the business purposes that the Departments and Offices are providing on their support.
 - Missing receipt affidavits: 4
 - Resolved affidavits: 0
- The Accounts Payable Activity Report for December 2022 is included in the packet.
- Starting on January 1st 2023, the mileage rate for travel increased from 62.5 cents to 65.5 cents a mile. The IRS letter announcing this change is included in the packet.

Accounts Payable Claims Paid Report

The Accounts Payable Claims Paid Report for December 2022 details the 2,411 payments (including any void and re-issued checks) which were processed resulting in net payments of \$12,552,028.09.

The detailed report is included in the agenda packet.

Kane County

Auditor Hotline

(630) 23-AUDIT

(630) 232-8348

Email: auditor@co.kane.il.us

What is it?

The Hotline is used to report fraud, waste and abuse as another tool for increased transparency and accountability.

Examples of what should be reported:

- Theft of county resources
- Improper activities by County officials, employees and contractors
- Wasteful, excessive, unnecessary or inappropriate purchases or expenditures
- Embezzlement

Why report?

- You should report because tax dollars help to support and fund the operations of Kane County government and taxpayers deserve a government that is honest, effective and efficient.



Penny Wegman
County Auditor

*Whether you report anonymously or not, the County Auditor's Office will treat your report confidentially.

OFFICE OF THE KANE COUNTY AUDITOR

Penny Wegman, Kane County Auditor



Purchase Card

November 2022 Statement

Purchase Card - November 2022 Statement

Department	Merchant Name	Transaction Date	Transaction Amount	Business Purpose
Animal Control	AMZN MKTP US H289A43A1	11/03/22	14.99	Office supplies
Animal Control	AMAZON.COM H209W5381	11/03/22	105.93	Office supplies
Animal Control	IL TOLLWAY-DOWNERS GRO	11/02/22	42.55	None stated
Animal Control	AMZN MKTP US H297Z4VD0	11/03/22	39.96	Office supplies
Animal Control	AMAZON.COM H03UR2MT2	11/02/22	134.68	Shelter supplies
Animal Control	AMZN MKTP US H20WY0LF1	11/02/22	26.99	Office supplies
Animal Control	ANTECH DIAGNOSTICS	11/02/22	311.54	None stated
Animal Control	AMAZON.COM H09ZIOQY0	10/28/22	33.40	Office supplies
Animal Control	FOX VALLEY ANIMAL WELF	10/27/22	337.00	Spay/neuter vet service
Animal Control	WM SUPERCENTER #5352	10/27/22	54.55	Shelter supplies
Animal Control	PETSMART # 0429	10/27/22	37.96	Animal supplies
Animal Control	THE WEBSTAIRANT STORE	10/26/22	82.51	Shelter supplies
Animal Control	AMZN MKTP US H08K821H0	10/26/22	634.93	Shelter supplies - vaccine clinic
Animal Control	THE WEBSTAIRANT STORE	10/25/22	2,501.77	Shelter equipment
Animal Control	AMZN MKTP US H89OX31S1	10/21/22	36.87	Emergency trailer
Animal Control	AMZN MKTP US HT4B41242	10/21/22	55.00	Shelter equipment
Animal Control	INITIAL IMPRESSIONS IN	10/17/22	83.70	None stated
Animal Control	AMAZON.COM 1K9WC9MH0	10/08/22	183.76	None stated
Animal Control	AMZN MKTP US 1K6Z15TX2	10/10/22	57.99	None stated
Animal Control	SCHOOLSIN	10/06/22	1,076.85	Shelter supplies
Animal Control	AMZN MKTP US 1K68X6CO1	10/06/22	158.94	Hoarding case
Animal Control	WAL-MART #5352	10/06/22	16.48	Animal care - supplies
Animal Control	PTZ PETWATCH	10/06/22	600.00	Microchips - Animal care supplies
Animal Control	AMZN MKTP US 1453A5RN0	10/04/22	132.45	None stated
Auditor	AMZN MKTP US 1K26X7GH0	10/07/22	51.75	Office Supplies
Building Management	SUNBELT RENTALS #392	10/28/22	8,190.00	Missing Documentation Affidavit
Building Management	WELCH BROS INC	10/26/22	5,625.00	Parking Bumper Block
Building Management	VIBRALIGN INC	10/25/22	8,420.81	None stated
Building Management	AMZN MKTP US HT6KJ32S2	10/20/22	539.27	Water Sentry Plus Commercial water Dispenser Replacement
Building Management	AMZN MKTP US H84J5370	10/19/22	390.91	Position Key cabinet
Building Management	FEDEX 940771338718	10/15/22	62.04	office supplies
Building Management	FOX METRO WATER RECLAM	10/08/22	357.71	None stated
Building Management	FOX METRO WATER RECLAM	10/08/22	240.62	None stated
Building Management	IL FIRE MARSHAL FEE	10/05/22	153.38	Montgomery and Suburban
Building Management	IL FIRE MARSHAL FEE	10/05/22	76.69	Otis Elevator
Building Management	AMAZON.COM HT9XQ3L12 A	10/16/22	58.40	None Stated
Building Management	UATTEND.COM	10/08/22	155.00	None Stated
Building Management	ABC SUPPLY 0063	10/28/22	675.50	None Stated
Building Management	CASE PARTS COMPANY	10/17/22	172.10	None Stated
Building Management	KNOX COMPANY INC	10/13/22	400.57	None stated
Building Management	AMZN MKTP US H26846Z60	11/01/22	60.00	Auto supplies for Mill Creek vehicle
Building Management	AMAZON.COM H02KS4NI2	10/31/22	129.17	Repair and Maint, Grounds, sign repair

Building Management	AMZN MKTP US H08Q56L32	10/31/22	47.10	Repair and Maint., Grounds Nuts and Bolts
Building Management	AMZN MKTP US H04H70LN2	10/31/22	42.18	Repair and Maint., Grounds Nuts and Bolts
Building Management	AMZN MKTP US H07L40I10	10/30/22	14.09	Office Supplies Clorox wipes for office
Building Management	AMZN MKTP US H85OY3942	10/29/22	33.99	Office Supplies Kleenex for office
Building Management	AMZN MKTP US H07GC5QO1	10/30/22	38.88	Office Supplies Doormat for office
Building Management	AMAZON.COM H00A86FJ2	10/30/22	22.75	Repair and Maint., Grounds Nuts and Bolts
Building Management	BP#9658618BURLINGTOQPS	10/27/22	15.15	Fuel for vehicle
Building Management	AMZN MKTP US H878U1FO1	10/19/22	84.99	Repair and Maint., , Grounds Sign repair
Circuit Clerk	AMZN MKTP US H06NB2OIO	10/24/22	355.97	None stated
Circuit Clerk	AMAZON.COM H249Z2LZ1	11/02/22	54.11	Office Supplies Batteries
Circuit Clerk	SAMSClub #4942	10/14/22	145.29	None stated
Circuit Clerk	THE WILD ROSE FLORIST	10/28/22	64.16	Sympathy Flowers
Community Reinvestment	MICROSOFT SUBSCRIPTION	11/01/22	1.99	None stated
Community Reinvestment	AMZN MKTP US H03KH1RS0	10/31/22	45.88	None stated
Community Reinvestment	WAL-MART #5352	10/21/22	100.00	replenish fuel card
Community Reinvestment	AMZN MKTP US H830E7E40	10/19/22	196.70	Cameras and headphones for zoom meetings
Community Reinvestment	FIRESTONE595659	10/13/22	27.60	None stated
Coroner	GALLS	10/27/22	119.38	Uniforms
Coroner	IN NEUTROLENE	10/21/22	586.03	Operating Supplies
Coroner	GALLS	10/21/22	125.48	Uniforms
Coroner	SAMSClub #4942	10/07/22	29.96	Operating Supplies
Coroner	PIRATE SHIP POSTAGE	11/02/22	13.21	None stated
Coroner	AMZN MKTP US H24PY8461	11/02/22	109.95	Uniforms
Coroner	IL TOLLWAY-AUTOREPLENI	10/23/22	40.00	None stated
Coroner	AMZN MKTP US	10/25/22	(68.95)	Refund
Coroner	SAMS CLUB #6388	10/21/22	59.75	Office Supplies
Coroner	AMZN MKTP US H808A38P1	10/23/22	142.52	Uniforms
Coroner	AMZN MKTP US	10/20/22	(27.45)	Refund
Coroner	AMZN MKTP US H84DC9L21	10/19/22	188.91	Uniforms
Coroner	AMZN MKTP US HT1FD9PM2	10/18/22	84.67	None stated
Coroner	AMZN MKTP US HT4ME9WC1	10/18/22	139.99	None stated
Coroner	AMZN MKTP US HT8QU8RD1	10/18/22	157.17	uniforms
Coroner	AMZN MKTP US HT3IK4G02	10/18/22	162.00	uniforms
Coroner	AMZN MKTP US H82ZB3C71	10/19/22	129.97	None stated
Coroner	AMZN MKTP US H88YA93Y0	10/18/22	32.79	uniforms
Coroner	AMZN MKTP US H855B6471	10/19/22	13.99	uniforms
Coroner	AMZN MKTP US HT1TR06U1	10/16/22	34.27	uniforms
Coroner	MEIJER # 182	10/12/22	35.60	Operating Supplies
Coroner	CHICAGO TRIB SUBSCRIPT	11/01/22	15.96	None stated
Coroner	TLO TRANSUNION	11/01/22	75.00	None stated
Coroner	BVD BEENVERIFIED.COM	10/15/22	9.95	On line subscription
Coroner	VILLAGE TAVERN - SOUTH	10/12/22	45.07	Conference and Meeting
Coroner	CHICAGO TRIB SUBSCRIPT	10/04/22	15.96	None stated
County Board	SQ GUN BARREL COFFEE	10/27/22	21.99	Coffee for meetings

County Board	AMZN MKTP US H84BZ5MF2	10/26/22	35.15	Items for the swearing in/orientation of new board members
County Board	OFFICEMAX/DEPOT 6444	10/18/22	25.99	2023 Calendar for Madam Chairman
County Board	AMZN MKTP US HT8JC3240	10/16/22	29.98	Monitor Stand for staff computer
County Board	SP CRYSTALHOUSE.US	10/12/22	50.00	Thank you to City of Batavia for Vax Hub
County Board	MICHAELS STORES 9821	10/04/22	19.99	Easel for County Board room
County Clerk	AMZN MKTP US H05PM0MO2	11/02/22	228.39	None stated
County Clerk	AMAZON.COM H024Z8KZ1	10/31/22	11.12	None stated
County Clerk	AMZN MKTP US H06715Q50	10/28/22	26.95	None stated
County Clerk	AMAZON.COM H05OC6BY1	10/30/22	119.00	None stated
County Clerk	AMZN MKTP US H83F816U0	10/22/22	52.07	None stated
County Clerk	AMAZON.COM H81JI33F1	10/20/22	21.50	None stated
County Clerk	AMZN MKTP US H884S9NC0	10/18/22	27.18	None stated
County Clerk	AMZN MKTP US HT3OB8YU1	10/18/22	109.90	None stated
County Clerk	CRANEL INC	10/14/22	1,101.60	had to buy in an emergency because of election
County Clerk	CRANEL INC	10/14/22	25.92	had to buy in an emergency because of election
County Clerk	CHICAGO TRIB SUBSCRIPT	10/13/22	27.72	None stated
Court Services			15.00	Parking
Court Services	LINKEDIN-759 4486996	11/03/22	46.14	Advertising
Court Services	INDEED	11/01/22	286.34	Advertising
Court Services	UBER TRIP	10/28/22	13.13	None stated
Court Services			13.83	None stated
Court Services	UBER TRIP	10/29/22	8.94	None stated
Court Services	UBER TRIP	10/29/22	84.18	Hotel to airport
Court Services	LINKEDIN-758 1719056	10/29/22	445.06	None stated
Court Services	UBER TRIP	10/27/22	14.14	Conference to hotel
Court Services			728.00	ATSA Conference
Court Services			728.00	ATSA Conference
Court Services			728.00	ATSA Conference
Court Services			728.00	ATSA Conference
Court Services	UBER TRIP	10/28/22	12.63	None stated
Court Services	UBER TRIP	10/26/22	140.29	Airport to hotel transport
Court Services			86.60	None stated
Court Services	UBER TRIP	10/27/22	8.95	Hotel to conference
Court Services	INDEED	10/24/22	501.09	None stated
Court Services			100.86	Transport to airport
Court Services	INDEED	10/13/22	505.45	None stated
Court Services	NETFLIX.COM	10/27/22	19.99	None stated
Court Services	AMAZON.COM H80SB9ZO2	10/24/22	472.97	Incentives for JJC residents
Court Services	AMZN MKTP US H87TG0HD0	10/21/22	117.00	Incentives for JJC residents
Court Services	AMZN MKTP US H88871M90	10/21/22	394.99	Incentives for JJC residents
Court Services	MEIJER # 182	10/14/22	17.39	Personal hygiene product for resident
Court Services	AMZN MKTP US 1K0AJ90S2	10/10/22	149.00	Temperature stick for OB
Court Services	BRIGHTSIDE	11/02/22	206.00	BJA 2020
Court Services	SPELLEX	11/01/22	1,310.40	Annual Maintenance Agreement Renewal

Court Services	BRIGHTSIDE	10/28/22	206.00	BJA 2020
Court Services	MEIJER # 182	10/27/22	57.65	None stated
Court Services	MIDWEST AWARDS	10/27/22	77.95	None stated
Court Services	BC UBER CASH	10/25/22	100.00	County Credit on Uber App
Court Services			219.52	ILAPSC Conferences
Court Services			219.52	ILAPSC Conferences
Court Services			219.52	ILAPSC Conferences
Court Services	MEIJER # 182	10/13/22	200.00	Graduation gift cards
Court Services	MEIJER # 182	10/13/22	200.00	Graduation gift cards
Court Services			1,872.64	ILAPSC Conferences
Court Services	WM SUPERCENTER #5352	10/13/22	300.00	None stated
Court Services	THORNTONS #0333	10/12/22	50.58	Gas Purchase
Court Services	WAL-MART #5352	10/13/22	400.00	Graduation gift cards
Court Services	WM SUPERCENTER #5352	10/13/22	300.00	None stated
Court Services	WALLY'S	10/12/22	27.71	Gas Purchase
Court Services	CULVERS BLOOMINGTON MA	10/12/22	10.51	lunch on 10/12/2022
Court Services	BC UBER CASH	10/12/22	100.00	County Credit on Uber App
Court Services	AMZN MKTP US 1K21T0UW0	10/11/22	29.99	None stated
Court Services			(204.01)	CREDIT FOR AIRPLANE NOT TAKEN
Court Services	AMZN MKTP US 1K7O08ZY1	10/07/22	263.34	Sit- stand work station
Court Services	BRIGHTSIDE	10/04/22	206.00	BJA 2020
Court Services	BRIGHTSIDE	10/04/22	206.00	BJA 2020
Court Services	AMZN MKTP US 1431565E2	10/04/22	265.25	None stated
Court Services			(118.64)	Refund
Court Services	MEIJER # 182	10/24/22	28.03	Veterans Court Breakfast
Court Services	JUST KABOBS	10/24/22	105.88	Veterans Court Breakfast
Court Services			19.90	Travel Agency Fee
Court Services			58.00	Airline Change of seat fee
Court Services	GABBY GOAT AMERICAN PU	11/01/22	106.24	Northern District Circuit Court Training
Court Services			333.00	Northern District Circuit Court Training
Court Services	INDEED	11/01/22	386.07	None stated
Court Services	INDEED	10/18/22	500.39	None stated
Court Services			35.00	None stated
Court Services	WALMART.COM 8009666546	10/13/22	36.95	Toaster for JJC Room
Court Services	ZOOM.US 888-799-9666	10/15/22	149.90	None stated
Court Services	WALMART.COM	10/12/22	59.00	coffee maker for JJC Room
Court Services			657.09	Training
Court Services	AMZN MKTP US 1451872J2	10/06/22	51.87	Supplies
Development	IAA KANE COUNTY	11/02/22	37.00	None Stated
Development	VALLEY INDUSTRIAL ASSO	10/31/22	61.80	None Stated
Development	EIG CONSTANTCONTACT.CO	10/29/22	45.00	None Stated
Development	AIA PRODUCTS/DUES	10/26/22	733.00	None Stated
Development	VALLEY INDUSTRIAL ASSO	10/26/22	77.25	None Stated
Development	ZOOM.US 888-799-9666	10/24/22	14.99	None Stated

Development	ASSOCIATION OF LICENSE	10/19/22	255.00	None Stated
Development	CORNER BAKERY 0199	10/15/22	418.94	None Stated
Development	TARGET 00008391	10/12/22	25.46	None Stated
Development	SQ WINDY ACRES FARM	10/04/22	30.04	None Stated
Development	KUIPERS FAMILY FARM	10/04/22	10.99	None Stated
Development	GOEBBERT S FARM	10/04/22	18.00	None Stated
Environ Mgmt	WASTE MGMT WM EZPAY	10/26/22	1.74	Mass vaccination recycling charge
Environ Mgmt	PAYPAL ILCSWMA	10/13/22	175.00	Annual Conference Event Registration
Environ Mgmt	LOU MALNATIS - GENEVA	10/08/22	187.20	Recycling event Lunch
Health	AURORA'S BEST LAUNDRY	11/02/22	114.00	None stated
Health	WALGREENS #3774	10/27/22	30.00	None stated
Health	WALMART EGIFT CARD	10/20/22	25.00	None stated
Health	CHICAGO TRIB SUBSCRIPT	10/21/22	19.96	None stated
Health	AMERICAN HEART SHOPCPR	10/21/22	(40.22)	Refund
Health	TEXTEDLY	10/22/22	6.00	None stated
Health	AMAZON.COM HT9SV16K2	10/20/22	50.00	None stated
Health	ICDL	10/20/22	129.00	None stated
Health	NEOBITS INC	10/19/22	162.66	None stated
Health	AMERICAN HEART SHOPCPR	10/17/22	527.71	None stated
Health	NFF 2022 CONFERENCE	10/07/22	211.42	None stated
Health	AMAZON.COM 1K4T74TC0	10/07/22	61.99	None stated
Health	PUBLIC HEALTH FNDN	10/03/22	60.00	None stated
IT	ZOOM.US 888-799-9666	11/02/22	40.00	Cloud storage for recorded Zoom sessions
IT	STARVED ROCK LODGE N C	10/07/22	1,310.62	ICIMA Banquet
IT	COMCAST CHICAGO	10/08/22	109.00	Internet Service
IT	STARVED ROCK LODGE N C	10/07/22	171.49	Room reservation for ICIMA member
IT	STARVED ROCK LODGE N C	10/07/22	(1.01)	Refund from ICIMA member
IT	TWILIO SENDGRID	11/03/22	19.95	None stated
IT	AMZN MKTP US H242W0MK0	11/04/22	77.96	Wathal Dual Ball
IT	AMZN MKTP US H05B16D82	11/04/22	2,584.47	Office Furniture
IT	AMZN MKTP US H08TO9D02	11/04/22	65.88	Arctic P12 PWM Case Fan
IT	AMAZON.COM H04IA0VY2	11/02/22	672.36	Office Furniture
IT	AMZN MKTP US H24GW4L21	11/02/22	30.94	Cabin Air Fitter
IT	AMZN MKTP US H20CI2OJ1	11/01/22	12.99	iPhone cases 12 Pro
IT	AMAZON.COM H03KJ3GS2 A	11/01/22	45.72	Office Supplies
IT	AMAZON.COM H22ZA73F0	11/02/22	35.96	iPhone cases 12 Pro
IT	AMZN MKTP US H28591ZF0	11/01/22	31.98	Batteries
IT	GOOGLE GSUITE_COUNTYO	11/01/22	166.66	Chrome Device
IT	AMZN MKTP US H25T52OU0	10/31/22	773.44	Office Table
IT	AMZN MKTP US H05MP4U40	10/30/22	76.41	Air-Fresher new car scent
IT	AMZN MKTP US H02TR40K1	10/28/22	975.12	Office Desk
IT	PDQ.COM	10/28/22	1,125.00	PDQ Deploy & Inventory
IT	AMZN MKTP US H07F596R0	10/28/22	93.80	shredder waste bags
IT	AMZN MKTP US H017B5B01	10/30/22	199.95	office supplies

IT	AMZN MKTP US H04769CV2	10/30/22	89.34	Office supplies
IT	AMAZON.COM H05DV1W90 A	10/30/22	23.98	Super Sliders
IT	AMAZON.COM H27984CB0 A	10/30/22	77.05	iPhone cases 12 Pro
IT	AMZN MKTP US H02VG3BQ0	10/27/22	45.99	Goyappin Furniture
IT	AMZN MKTP US H82NC5BF2	10/27/22	29.99	Skinit Phone Cargo case
IT	AMZN MKTP US H822R9UQ1	10/25/22	23.98	Panasonic CR2025 3 Volt (Battery)
IT	AMZN MKTP US H896G8PS2	10/25/22	29.49	iPhone cases 12 Pro
IT	CONTACT ONE CALL CENTE	10/25/22	70.72	None stated
IT	AMZN MKTP US H88G60P92	10/26/22	798.81	Klein Tools D2000-28 Piers
IT	AMAZON.COM H87J44KK1	10/24/22	184.80	iPhone cases 12 Pro
IT	AMZN MKTP US H89OS9312	10/24/22	16.89	Compatinle Replacement
IT	AMZN MKTP US H82RD5720	10/23/22	39.58	Film Frosted Glass
IT	AMZN MKTP US H88IX0FN2	10/23/22	19.98	Office Supplies
IT	AMAZON.COM H825F8WD0 A	10/23/22	57.12	Office supplies
IT	SOUNDCLOUD YEARLY NEXT	10/23/22	144.00	Payment Invoice
IT	AMZN MKTP US H86OF1IJ0	10/23/22	32.32	iPhone cases 12 Pro
IT	AMZN MKTP US H84W50YE0	10/24/22	45.95	Office supplies
IT	AMZN MKTP US HT4AP2632	10/20/22	14.39	iPhone cases 12 Pro
IT	AMZN MKTP US HT2RZ45L2	10/19/22	468.36	iPhone cases 12 Pro
IT	AMZN MKTP US HT4YP5MS2	10/19/22	148.78	3 Pack Screen Protector
IT	AMZN MKTP US H83J36341	10/20/22	78.26	Otter box, FlexGear, iPhone case
IT	AMAZON.COM HT4OZ3E22	10/18/22	23.97	Apple Lighting to 3.5mm Headphones Jack Adapter
IT	AMAZON.COM HT8UM9980 A	10/16/22	55.52	Thermaltake TR2 600W
IT	AMAZON.COM 1K5SB85G2	10/12/22	1,364.75	SanDisk 2TB Portable SSD
IT	AMZN MKTP US HT1074Z00	10/12/22	128.31	USB C charger, Anker 3 Pack
IT	AMZN MKTP US HT5G85FH0	10/12/22	110.31	wireless presenter rechargeable
IT	TWILIO SENDGRID	10/05/22	19.95	None stated
IT	2COCOM EASEUS.COM	10/04/22	149.95	Data Recovery Wizard Professional
IT	ATT BILL PAYMENT	10/24/22	93.76	internet
IT	COMCAST CHICAGO	10/25/22	248.85	internet
IT	DNH GODADDY.COM	10/23/22	199.98	standard ssl renewal for courtcalldaaservice
IT	COMCAST CHICAGO	10/23/22	42.12	tv standard business video
IT	COMCAST CHICAGO	10/21/22	149.85	comcast business internet
IT	COMCAST CHICAGO	10/20/22	151.85	comcast business internet
IT	DNH GODADDY.COM	10/17/22	199.98	standard ssl renewal for kdot
IT	DNH GODADDY.COM	10/14/22	21.17	domain renewal for aec-il.org
IT	COMCAST CHICAGO	10/15/22	243.85	comcast internet
IT	COMCAST CHICAGO	10/12/22	534.03	Tv limited basic service
IT	COMCAST CHICAGO	10/11/22	149.85	comcast business internet
IT	DNH GODADDY.COM	10/09/22	599.94	standard ssl renewals for itdmtlmc.co.ksane.il.us
IT	GOOGLE GOOGLE STORAGE	11/02/22	99.99	Google One
IT	MCC MEDIACOM	10/13/22	102.99	Internet service
IT	800.COM, LLC	10/10/22	282.02	Monthly renewal for toll free number - public vax info
IT	DRI CISCO WEBEX	10/06/22	228.00	Webex premium

IT	APPLE.COM/BILL	10/05/22	0.99	iCloud+ subscription
IT	INITIAL IMPRESSIONS IN	11/02/22	44.00	Uniform Shirts
IT	AMZN MKTP US H83ML30D2	10/25/22	38.99	Computer Supply
IT	AMZN MKTP US	10/11/22	(118.60)	Tax Refunds
IT	AMZN MKTP US 142I74U12	10/07/22	67.94	Uniform Shirts
IT	AMZN MKTP US 1440A1292	10/06/22	28.33	Uniform Shirts
Judiciary	MEIJER # 182	11/02/22	96.51	None stated
Judiciary	AMZN MKTP US H860I82W2	10/28/22	846.40	Surface Pro for Judge
Judiciary	MEIJER # 182	10/25/22	42.08	JJC Open House
Judiciary	POTBELLY #17	10/13/22	39.93	Associate Judge Interviews
Judiciary			333.00	Hotel room - Northern Circuits Conference
Judiciary	MEIJER # 182	10/12/22	21.07	Associate Judge Interviews
Judiciary			166.50	Hotel room for presenter - North Circuits Conference
Judiciary	VINNY VANUCCHIS - GALE	10/13/22	142.26	Dinner - Northern Circuits Conference
Judiciary	POTBELLY #17	10/12/22	60.96	Associate Judge Interviews
Judiciary	VARIDESK 1800 207 258	10/06/22	292.19	Standing desk for judge
Judiciary	PY NATL ASSOC OF JUDI	10/06/22	105.00	None stated
KaneComm	APCO INTERNATIONAL INC	10/31/22	30.00	None stated
KaneComm			393.30	None stated
KaneComm			524.96	None stated
KaneComm	APPLEBEE'S 98351498343	10/25/22	44.73	IPSTA Lunch
KaneComm	COMCAST CHICAGO	10/18/22	17.91	None stated
KaneComm	AMZN MKTP US 146UT3WQ2	10/07/22	39.37	None stated
KaneComm	FS TYPINGMASTER	10/06/22	49.00	New hire typing test
Law Library	LEXISNEXIS PAYMENT CTR	11/02/22	1,146.00	Subscription Content Feature
Law Library	LEXISNEXIS PAYMENT CTR	11/02/22	1,223.00	Subscription Content Feature
Law Library	DOMAIN LISTINGS LLC	10/27/22	288.00	Annual website
Law Library	THE UPS STORE 3319	10/07/22	32.10	shipment Receipt
Payroll	CA EDD PAYROLL TAX	10/27/22	132.25	California Payroll Tax
Payroll	OPC CA EDD PAYROLL TAX	10/27/22	3.04	California Payroll Tax
Payroll	CA EDD PAYROLL TAX	10/12/22	117.00	California Payroll Tax
Payroll	OPC CA EDD PAYROLL TAX	10/12/22	2.69	California Payroll Tax
Public Defender	ZOOM.US 888-799-9666	10/28/22	14.99	Subscription to be able to do court & meetings
Purchasing	4ALLPROMOS	10/27/22	(39.90)	Refund
Purchasing	4IMPRINT, INC	10/17/22	(26.65)	Refund
Purchasing	ETSY.COM - CRUCUPSSTOR	10/14/22	120.53	None stated
Purchasing	AMZN MKTP US HT2PL62J0	10/16/22	52.39	None stated
Purchasing	AMZN MKTP US HT7FL2B51	10/16/22	85.82	None stated
Purchasing	ETSY.COM - GETCRAFTYDE	10/13/22	194.36	None stated
Purchasing	ETSY.COM - GETCRAFTYDE	10/13/22	(14.40)	Refund
Purchasing	MICHAELS #9490	10/13/22	(12.89)	Refund
Sheriff	IDI	11/03/22	1.25	Investigations search tool
Sheriff	INK TECHNOLOGIES LLC	10/19/22	62.00	Corrections - Ink
Sheriff	AMZN MKTP US HT6T35V60	10/14/22	13.98	Notary Stamp

Sheriff	AMZN MKTP US 1K5W34SE1	10/10/22	48.62	Office Supplied - Chief Johnson
Sheriff	AMZN MKTP US 140FQ7I62	10/07/22	13.98	Notary Stamp
Sheriff	IDI	10/05/22	26.75	Investigations search tool
Sheriff	MAJOR COUNTY SHERIFFS	11/02/22	5,000.00	Member Dues
Sheriff	AMZN MKTP US H03T17I91	11/01/22	39.73	Office Supplies
Sheriff	SQ IL DIVISION INTL A	10/31/22	25.00	Membership dues
Sheriff	73227 - AQUA	10/20/22	16.00	Parking fees/Employee training
Sheriff	FBI LEEDA INC	10/20/22	795.00	Dues/Employee Training
Sheriff			139.85	Employee training
Sheriff	EMBASSY SUITES	11/03/22	169.98	Extradition
Sheriff	EMBASSY SUITES	11/03/22	184.39	Extradition
Sheriff	ALLIANZ TRAVEL INS	10/26/22	22.00	Extradition
Sheriff	HOTWIRE-SALES FINAL	10/27/22	263.13	Extradition
Sheriff	UNITED AIRLINES	10/24/22	229.90	Extradition
Sheriff	UNITED AIRLINES	10/24/22	229.90	Extradition
Sheriff	UNITED AIRLINES	10/24/22	318.05	Extradition
Sheriff	UNITED AIRLINES	10/24/22	318.05	Extradition
Sheriff	UNITED AIRLINES	10/24/22	318.05	Extradition
Sheriff	PARKING LOT 8	10/05/22	10.00	Extradition - parking
Sheriff	AMZN MKTP US H04NB19T1	11/01/22	104.81	Chaplain's Vests
Sheriff	ZOOM.US 888-799-9666	10/28/22	149.90	Zoom Meeting annual invoice
Sheriff	AMZN MKTP US H051O4BP1	10/30/22	337.30	Tac Ops supplies
Sheriff	DD DOORDASH JERSEYMIK	10/26/22	177.88	Specialty Court Foundation Board Meeting
Sheriff	DD DOORDASH JERSEYMIK	10/26/22	181.96	Specialty Court Foundation Board Meeting
Sheriff	EG EVENT BGCDT GALA	10/24/22	500.00	BGCDT Gala Tickets/Sponsor
Sheriff	PORTILLOS HOT DOGS#220	10/24/22	160.87	Seniors event food
Sheriff	MEIJER # 182	10/20/22	103.92	Triad Awards
Sheriff	AMZN MKTP US HT7CY5YK2	10/23/22	213.98	Jail Sgts. Office Fax Machine
Sheriff	NFGECKER CENTER FOR B	10/20/22	231.75	Ecker Center Gala Tickets
Sheriff	MIDWEST AWARDS	10/20/22	294.90	Triad Awards
Sheriff	SQ AURORA REGIONAL FI	10/19/22	250.00	Event Sponsorship
Sheriff	AMAZON.COM	10/19/22	(199.99)	Jail Sgts. Office Fax Machine - Refund
Sheriff	PAYPAL SENIORSERVI	10/19/22	110.00	Event Tickets for Sheriff
Sheriff	AMZN MKTP US HT8L15WU1	10/18/22	23.78	Mouse
Sheriff	AMZN MKTP US H82W82330	10/18/22	27.22	Laptop cases
Sheriff	THE HAIRY ANT INC	10/13/22	304.56	Awards Picnic Shirts
Sheriff	FORMSWIFT.COM/BILL	10/13/22	(37.00)	None Stated
Sheriff	AMZN MKTP US HT93R1CI0	10/11/22	13.16	CPR Supplies
Sheriff	AMZN MKTP US 1K7VD3XB2	10/11/22	63.38	Diversion Program Garden Luncheon
Sheriff	AMAZON.COM HT1TL3C60	10/11/22	265.52	Jail Sgts. Office Fax Machine
Sheriff	COMCAST CHICAGO	10/11/22	172.90	Investigations - s/b last bill processing disconnect
Sheriff	AMZN MKTP US 1K6RJ2XV1	10/09/22	81.43	Certificates and holders for Diversion Programs
Sheriff	MEIJER # 182	10/06/22	19.79	Batteries for events
Sheriff	CANVA I03565-21959889	10/06/22	12.95	Graphic Designs for Events

Sheriff	4IMPRINT, INC	10/04/22	(253.56)	Tablecloth for Specialty Courts -refund
Sheriff	PIRATE SHIP POSTAGE	10/04/22	12.91	Special Olympics money sent out
Sheriff	IL TACTICAL OFFICERS A	11/03/22	390.00	None stated
Sheriff			337.20	None stated
Sheriff	ILLINOIS GOVERNMENT FI	11/01/22	90.00	None stated
Sheriff	IL TACTICAL OFFICERS A	11/01/22	390.00	None stated
Sheriff	IL TACTICAL OFFICERS A	11/01/22	215.00	None stated
Sheriff	IL TACTICAL OFFICERS A	11/01/22	215.00	None stated
Sheriff			112.40	None stated
Sheriff			786.80	None stated
Sheriff	IL TACTICAL OFFICERS A	10/31/22	350.00	None stated
Sheriff	HAMPTON INN HOTELS	10/28/22	110.74	None stated
Sheriff	SQ ROCKY MOUNTAIN FOR	10/22/22	(200.00)	Refund
Sheriff	ILLINOIS GOVERNMENT FI	10/25/22	30.00	None stated
Sheriff	IL TACTICAL OFFICERS A	10/25/22	40.00	None stated
Sheriff	IL TACTICAL OFFICERS A	10/25/22	40.00	None stated
Sheriff	IL TACTICAL OFFICERS A	10/25/22	350.00	None stated
Sheriff	IL TACTICAL OFFICERS A	10/25/22	40.00	None stated
Sheriff	IL TACTICAL OFFICERS A	10/25/22	350.00	None stated
Sheriff			786.80	None stated
Sheriff			540.60	None stated
Sheriff	4TE NJ CRIMINAL INTERD	10/21/22	299.00	None stated
Sheriff	4TE NJ CRIMINAL INTERD	10/21/22	299.00	None stated
Sheriff			441.60	None stated
Sheriff			786.80	None stated
Sheriff	4TE NJ CRIMINAL INTERD	10/12/22	175.00	None stated
Sheriff			786.80	None stated
Sheriff	IL TACTICAL OFFICERS A	10/06/22	350.00	None stated
Sheriff			424.38	None stated
Sheriff			424.38	None stated
Sheriff	IL TACTICAL OFFICERS A	10/05/22	390.00	None stated
Sheriff	IL TACTICAL OFFICERS A	10/05/22	390.00	None stated
Sheriff	IL TACTICAL OFFICERS A	10/05/22	40.00	None stated
Sheriff	THE CAMERA SHOP NY 2	10/27/22	160.00	None stated
Sheriff	RECONYX	10/15/22	5.00	None stated
Sheriff	POSITIVE PROMOTIONS	10/13/22	471.09	GN20 Magnet File of Life
Sheriff	WAYTEK INC	10/05/22	325.00	Electrical Parts Supplies
Sheriff	ZOOM.US 888-799-9666	10/05/22	149.90	Standard Pro Annual
Sheriff			96.36	None stated
Sheriff			96.36	Duplicate booking - refunded back to card
Sheriff	HOTELSCOM7242269649565	11/03/22	(96.36)	Refund
Sheriff	VANS LOCK AND KEY SERV	10/05/22	20.00	Social Worker File Cabinet Keys
Sheriff	BARRINGTON MOTOR SALES	10/28/22	364.74	Monitor Stand for staff computer
Sheriff	AMZN MKTP US H06LQ5PX1	10/28/22	28.35	Microfiber Cleaning Cloths

Sheriff	ILSOS INT VEH RENEWAL	10/20/22	154.40	License Plates Renewal Receipt
Sheriff	AMAZON.COM HT2HU6582 A	10/19/22	96.42	Crimped wire wheel
Sheriff	ILSOS INT VEH RENEWAL	10/14/22	154.40	License Plates Renewal Receipt
Sheriff	ILSOS INT VEH RENEWAL	10/11/22	154.40	License Plates Renewal Receipt
Sheriff			38.62	None stated
Sheriff			20.24	Rental Car
Sheriff	PORTILLOS HOT DOGS #33	10/06/22	7.80	Dinner Inmate
Sheriff			10.80	None stated
Sheriff			17.91	Lunch Inmate
Sheriff			10.80	None stated
Sheriff	ISU PARKING GARAGE	10/11/22	12.00	Parking Fee/Employee Training
Sheriff	DUNKIN #352424 Q35	10/27/22	57.04	Meal expense for Manufacturing day hiring event at gail borden library
Sheriff	TAYLOR STREET PIZZA	10/26/22	129.81	Meal expense for MRT graduation
Sheriff	EIG CONSTANTCONTACT.CO	10/25/22	65.00	None stated
Sheriff	TAYLOR STREET PIZZA GE	10/19/22	106.12	Forklift driver certification
Sheriff	CORRECTIONAL COUNSELIN	10/12/22	1,602.70	None stated
Sheriff	CORRECTIONAL COUNSELIN	10/12/22	2,808.07	None stated
Sheriff	MIDWEST AWARDS	10/04/22	197.90	None stated
Sheriff	JEWEL OSCO 3374	10/21/22	12.99	None stated
Sheriff	JEWEL OSCO 3374	10/21/22	89.98	None stated
Sheriff	WAL-MART #5352	10/19/22	19.54	None stated
Sheriff	AMZN MKTP US HT6P08A52	10/17/22	449.28	None stated
Sheriff	ONTIMETEL DIALMYCALLS	10/12/22	419.88	None stated
Sheriff	BUTTERMILK GENEVA	10/27/22	72.32	Corrections Command Staff Meeting
Sheriff	AMAZON.COM H845O82T2	10/28/22	34.18	None stated
Sheriff	LOWES #01738	10/19/22	104.00	Water Dispenser for Officer Dining Room
Sheriff	INITIAL IMPRESSIONS IN	10/17/22	34.00	None stated
Sheriff	AMZN MKTP US 1K3DD57X0	10/10/22	28.99	None stated
Sheriff	AMZN MKTP US 1K2704UC0	10/11/22	23.50	None stated
Sheriff	AMAZON.COM 1K42J50M0 A	10/07/22	399.80	Miscellaneous parts and office Supplies
Sheriff	AMAZON.COM H80LI7HL2 A	10/26/22	199.99	large computer monitors- records
Sheriff	AMZN MKTP US H80O98W51	10/25/22	43.58	file hanger
Sheriff	AMAZON.COM H861208V0 A	10/21/22	161.02	electric staplers
Sheriff	BEST VERSION MEDIA	10/21/22	452.60	Sheriffs program/ a way out ads
Sheriff			828.97	Accidentally charged to county card through app
Sheriff			828.97	Accidentally charged to county card through app
Sheriff			828.97	Accidentally charged to county card through app
Sheriff	CDW GOVT #DM47960	10/18/22	435.39	citation paper- CDW G
Sheriff	INK TECHNOLOGIES LLC	10/17/22	87.00	Ink
Sheriff	AMZN MKTP US HT68B8SW1	10/17/22	36.88	card reader plates
Sheriff	CASA KANE COUNTY	10/14/22	1,010.00	donation
Sheriff	PP MWFOODPANTRY	10/16/22	130.00	donation
Sheriff	JIMMY JOHNS - 433 - EC	10/05/22	147.14	Employee appreciation lunch
Sheriff	ADOBE PR CREATIVE CLD	10/04/22	36.11	Adobe Software

Sheriff	AMZN MKTP US H06ZN6DW2	11/03/22	136.94	None stated
Sheriff	WM SUPERCENTER #5352	10/31/22	150.36	Candy for Halloween Patrol
Sheriff	WM SUPERCENTER #1814	10/28/22	169.00	Replacement Printer for CMD 1
Sheriff	BADGEANDWALLET.COM	10/27/22	886.00	Covid Pins for OEM Members
Sheriff	AMZN MKTP US H832G5X60	10/20/22	22.98	None stated
Sheriff	AMZN MKTP US HT88X7VH2	10/19/22	49.99	None stated
Sheriff	AMZN MKTP US HT4Q69TV0	10/13/22	193.94	None stated
Sheriff	AMZN MKTP US 1K2VR81R0	10/07/22	155.99	None stated
Sheriff	AMAZON.COM 1K2001JQ0 A	10/06/22	30.97	None stated
Sheriff	AMZN MKTP US 1K4S4NA0	10/06/22	8.99	None stated
Sheriff	AMZN MKTP US 1486437A2	10/06/22	155.99	None stated
Sheriff	PAYPAL AERIAL IN	11/02/22	756.00	Battery replacement for drone
Sheriff	TLO TRANSUNION	11/01/22	495.00	Monthly billing for investigative services
Sheriff	AMAZON.COM H04DV8XB0	10/27/22	59.86	Evidence Tech Supplies
Sheriff	AMZN MKTP US H87DU8BC2	10/27/22	9.99	Replacement drone labels
Sheriff	PORTILLOS HOT DOGS#220	10/23/22	184.64	MCTF Lunch Reimbursement
State's Attorney	SQ NOTARY PUBLIC ASSO	10/28/22	(1.27)	Off Supplies - Sales tax refund
State's Attorney	SQ NOTARY PUBLIC ASSO	10/28/22	(2.54)	Off Supplies - Sales tax refund
State's Attorney	SQ NOTARY PUBLIC ASSO	10/28/22	(1.27)	Off Supplies - Sales tax refund
State's Attorney	SQ NOTARY PUBLIC ASSO	10/28/22	(1.27)	Off Supplies - Sales tax refund
State's Attorney	SQ NOTARY PUBLIC ASSO	10/28/22	(1.27)	Off Supplies - Sales tax refund
State's Attorney	AMZN MKTP US H89FG3KF2	10/28/22	61.89	Off Supplies
State's Attorney	JEWEL OSCO 3331	10/25/22	47.95	Off Supplies
State's Attorney			40.00	Trial Cost
State's Attorney			711.20	Trial Cost
State's Attorney	SQ NOTARY PUBLIC ASSO	10/20/22	24.12	Off Supplies
State's Attorney	SQ NOTARY PUBLIC ASSO	10/18/22	41.29	Off Supplies
State's Attorney	SQ NOTARY PUBLIC ASSO	10/18/22	24.12	Off Supplies
State's Attorney	IIRP	10/18/22	1,338.14	Grant Funded
State's Attorney	SQ NOTARY PUBLIC ASSO	10/17/22	24.12	Off Supplies
State's Attorney	AMZN MKTP US HT33S1OG2	10/16/22	384.92	Off Supplies
State's Attorney	SQ NOTARY PUBLIC ASSO	10/11/22	24.12	Off Supplies
State's Attorney	AMZN MKTP US 1K1P34AU2	10/10/22	93.43	Off Supplies
State's Attorney	AMAZON.COM 1K3H32QJ1	10/10/22	43.24	Op Supplies
State's Attorney	MCLE BOARD	11/01/22	50.00	Training
State's Attorney	ILEFILE 020016584-0	10/26/22	3.61	Cost of Trials
State's Attorney	ILEFILE 020016584-0	10/26/22	125.00	Cost of Trials
State's Attorney	CHICAGO TRIB SUBSCRIPT	10/24/22	15.96	Recurring Subscription
State's Attorney	MCLE BOARD	10/18/22	50.00	Parking Fee/Employee Training
State's Attorney	MCLE BOARD	10/14/22	50.00	Training
State's Attorney	MCLE BOARD	10/12/22	50.00	Training
State's Attorney	CORNERHOUSE	11/01/22	1,275.00	Employee Training
State's Attorney			243.74	Employee Training
State's Attorney	TRAINING EVENT REGISTR	10/27/22	40.00	Employee Training

State's Attorney	AGENT FEE 89008282650630	10/21/22	40.00	Trial Cost
State's Attorney			403.19	None stated
State's Attorney	TRAINING EVENT REGISTR	10/17/22	40.00	Training Event Registration
State's Attorney	ZOOM.US 888-799-9666	10/15/22	14.99	None Stated
State's Attorney	RELIAS LEARNING	11/03/22	34.95	COSSAP Training
State's Attorney	HARM REDUCTION COALITI	11/02/22	39.00	None Stated
State's Attorney	HARM REDUCTION COALITI	11/02/22	39.00	None Stated
State's Attorney	HARM REDUCTION COALITI	11/02/22	39.00	None Stated
State's Attorney	HARM REDUCTION COALITI	11/02/22	39.00	None Stated
State's Attorney	SIXT CAR RENTAL	10/06/22	7.90	None Stated
State's Attorney	AMAZON.COM HT5S878O2 A	10/19/22	743.42	None Stated
State's Attorney	NAMI ILLINOIS	10/13/22	160.00	COSSAP Training
State's Attorney	SIXT CAR RENTAL	10/06/22	122.65	None Stated
State's Attorney	PHILLIPS 66 - UNITED P	10/06/22	40.16	None Stated
State's Attorney	LYFT 2 RIDES 10-05	10/06/22	23.65	None Stated
State's Attorney			449.04	None Stated
State's Attorney			449.04	None Stated
State's Attorney			146.97	None Stated
State's Attorney	IICLE	10/25/22	700.00	Employee Training
State's Attorney	NATIONAL EMPLOYMENT LA	10/18/22	795.00	Employee Training
State's Attorney	NATIONAL EMPLOYMENT LA	10/18/22	596.25	Employee Training
State's Attorney	ILLINOIS STATE BAR ASS	10/17/22	30.00	Employee Training
State's Attorney	ILLINOIS STATE BAR ASS	10/17/22	50.00	None stated
State's Attorney	ILLINOIS STATE BAR ASS	10/17/22	20.00	Employee training
State's Attorney	CE21	10/17/22	300.00	Training Conference
State's Attorney	UBER TRIP	10/25/22	5.08	Trial Cost
State's Attorney	UBER TRIP	10/24/22	34.76	Trial Cost
State's Attorney			813.19	Trial Cost
State's Attorney			40.00	Trial Cost
State's Attorney	PANERA BREAD #204009 O	10/14/22	243.84	Training
Transportation	AMZN MKTP US H06BI5QW2	11/03/22	58.45	Tools
Transportation	AMZN MKTP US H24PP6T71	11/03/22	24.85	Desk Calendar, Office Supplies
Transportation	AMZN MKTP US H29OG0GB0	11/03/22	435.93	Office supplies, USB, Organizer, Speakerphone
Transportation	AMZN MKTP US H03GC7VS2	11/02/22	185.97	Computer Hardware
Transportation	AMZN MKTP US H09896092	11/02/22	65.37	Office Supplies, Notebook, Lenovo Soundbar
Transportation	UNIV FL ONLINE PMNT	11/01/22	800.00	Software Licensing
Transportation	AMZN MKTP US H07532AS2	11/01/22	62.46	Stainless Steel Strap Hinge, Vehicle Parts/ Supplies
Transportation	ZORO TOOLS INC	10/28/22	33.40	Lantern, Floating Flex, Operating Supplies - Plow Truck lighting
Transportation	COMCAST CHICAGO	10/29/22	154.90	Subscription, Internet related
Transportation	GOTOCOM GOTOMEETING	10/29/22	49.00	Subscription, Internet related
Transportation	AMZN MKTP US H088P49S0	10/30/22	59.97	MagLite Flashlight, LED Upgrade Module, Operating Supplies
Transportation	AMERICAN PLANNING A	10/27/22	109.00	APA Professional Membership Dues
Transportation	ZORO TOOLS INC	10/25/22	43.32	Front Brim Hard Hat, Safety Supplies
Transportation	AMAZON.COM H07EW3EB0 A	10/26/22	36.58	Stapler x2, Office Supplies

Transportation	AMZN MKTP US H82ZW7VJ2	10/26/22	93.95	Swiffer Duster Refills, Post-it Sticky Notes, Maxwell Coffee, Post-it Dispenser
Transportation	BESTBUYCOM806688550676	10/21/22	49.99	Samsung Memory Card, Computer Hardware
Transportation	I HOTEL	10/20/22	336.74	None stated
Transportation	MEIJER # 182	10/19/22	37.05	KKCOM Transportation Policy Committee Agenda, Conference/Meetings
Transportation	AMZN MKTP US H81BX7AP0	10/19/22	114.59	Original HP Ink Cartridge, Office Supplies
Transportation	AMZN MKTP US H87WZ5TP0	10/19/22	95.98	4K Dash Cam Built in WIFI GPS, Car Camera
Transportation	FS 2BRIGHTSPARKS	10/17/22	58.38	SyncBackPro Software Licensing
Transportation	ZORO TOOLS INC	10/17/22	51.40	Ratchet Head Repair Kit
Transportation	AMZN MKTP US HT06H7271	10/17/22	530.00	Lenovo ThinkVision LED Monitor x2
Transportation	INST OF TRANSP ENG	10/17/22	325.00	2023 Annual Member Renewal Fees
Transportation	AMZN MKTP US HT8MR3S11	10/17/22	97.99	Compostable Paper Bowls, Prime Wire & Cable Roof & Gutter De-Icing Kit
Transportation	AMAZON.COM HT8U8U50 A	10/16/22	25.20	Command Cord Bundlers, Febreze Air Freshener Spray
Transportation	RUBBER STAMP CHAMP INC	10/14/22	37.00	Self-Inking Stamp Office Supplies
Transportation	AMZN MKTP US HT9ZI7GX0	10/14/22	50.00	Fox Valley APWA Executive Committee Meeting
Transportation	THE WEBSTAIRANT STORE	10/13/22	152.25	Coffee Hot Cups Office Supplies
Transportation	APWA - CHAPTERS	10/13/22	50.00	Flash Thumb Drive
Transportation	PAYPAL TOOLPARTPRO	10/12/22	14.80	Tool Equipment Parts
Transportation	AMZN MKTP US 1K0IX8MY0	10/08/22	149.00	Milwaukee M-Spector 360 Kit Tools
Transportation	COMCAST CHICAGO	10/08/22	29.54	Cable TV Service
Transportation	AMZN MKTP US 1K2J38V91	10/09/22	91.99	LED Searchlight for Boat Marine Vehicle Parts
Transportation	AMZN MKTP US 142PO9D32	10/05/22	25.49	Space Heater Office Supplies
Transportation	2022 IL BIKE SUMMIT	10/05/22	195.00	Illinois Bike Summit Conference
Transportation	ZORO TOOLS INC	10/03/22	59.20	Bulk First Aid Kit Safety Supplies
Transportation	AMZN MKTP US 148TD2H82	10/04/22	17.52	Lithium Battery Vehicle Parts
Veteran's Commission	LANDFALL NAVIGATION	10/24/22	34.70	None stated
Water Resources	ILLINOIS AWWA	10/26/22	96.00	Fall Regulatory
Water Resources	AMZN MKTP US H820H8UJ0	10/23/22	67.00	office supplies
Water Resources	AMZN MKTP US HT70I8IE0	10/17/22	38.95	Toner
Workforce Development	WCI ACCURATEDOCDEST	11/01/22	117.22	None Stated
Workforce Development	AMAZON.COM H88C86RY0	10/24/22	289.98	None Stated
Workforce Development	ASSOC CAREER CENTER	10/20/22	75.00	None Stated
Workforce Development	SOUTHWEST AIRLINES	10/17/22	(53.00)	Refund
Workforce Development	EIG CONSTANTCONTACT.CO	10/18/22	35.00	None Stated
Workforce Development	PHYSICIANS IMMEDIATE C	10/14/22	220.00	Drug screening
Workforce Development	COMCAST CHICAGO	10/12/22	159.95	None Stated
Workforce Development	COMCAST CHICAGO	10/12/22	512.13	None Stated
Workforce Development	COMCAST CHICAGO	10/12/22	164.90	None Stated
Workforce Development	COMCAST CHICAGO	10/12/22	539.29	None Stated
Workforce Development	AMAZON.COM 1K8CL3EC2	10/10/22	411.56	None Stated
Workforce Development	AMZN MKTP US 1K7FM43T0	10/06/22	21.00	None Stated
Workforce Development	AMZN MKTP US 1K8U464K1	10/06/22	190.58	None Stated
Workforce Development	SOUTHWEST AIRLINES	10/03/22	434.46	Training
Totals		568	138,343.25	

OFFICE OF THE KANE COUNTY AUDITOR

Penny Wegman, Kane County Auditor



Purchase Card

December 2022 Statement

Purchase Card - December 2022 Statement

Department	Merchant Name	Transaction Date	Transaction Amount	Business Purpose
Animal Control	AMZN MKTP US KP8ID2HM3	12/05/2022	48.73	animal supplies
Animal Control	AMZN MKTP US ZS6PI0793	12/04/2022	68.02	shelter supplies
Animal Control	AMAZON.COM UC15V60F3	12/04/2022	60.46	shelter supplies
Animal Control	FOX VALLEY ANIMAL WELF	12/01/2022	355.00	8 cats spay/neuter
Animal Control	AMZN MKTP US HZ87913O1	11/29/2022	43.98	building supplies
Animal Control	WM SUPERCENTER #5352	11/29/2022	60.19	animal supplies
Animal Control	SAMSClub.COM	11/27/2022	46.85	operating supplies
Animal Control	AMZN MKTP US J199K6JY3	11/29/2022	40.87	lights for the building
Animal Control	AMZN MKTP US	11/29/2022	(27.80)	Refund
Animal Control	AMZN MKTP US HW68X8HE2	11/27/2022	43.83	shelter supplies
Animal Control	AMZN MKTP US HW76N8HT2	11/27/2022	4.98	operating supplies
Animal Control	AMZN MKTP US HZ4WY1FU0	11/27/2022	6.89	office supplies
Animal Control	THE HOME DEPOT #1921	11/23/2022	134.58	shelter supplies
Animal Control	AMZN MKTP US HI27D5SR2	11/22/2022	92.17	operating supplies
Animal Control	SAMSClub #4942	11/18/2022	85.64	shelter supplies
Animal Control	SAMSClub.COM	11/18/2022	826.50	shelter supplies
Animal Control	FOX VALLEY ANIMAL WELF	11/17/2022	242.00	spay neuter X3
Animal Control	THE WEBSTAIRS STORE	11/16/2022	53.89	shelter supplies
Animal Control	FOX VALLEY ANIMAL WELF	11/15/2022	90.00	spay neuter
Animal Control	AMZN MKTP US HI0OX1F70	11/14/2022	309.99	operating supplies
Animal Control	AMZN MKTP US HB3B78FJ2	11/13/2022	7.99	shelter supplies
Animal Control	AMAZON.COM HB3742N62	11/14/2022	56.95	animal cane
Animal Control	AMZN MKTP US HB6LU7ZX1	11/09/2022	65.96	equipment
Animal Control	AMZN MKTP US HB0J24ZE1	11/09/2022	40.97	equipment
Animal Control	IN I-SOLUTIONS USA	11/09/2022	104.15	animal supplies
Animal Control	WM SUPERCENTER #5352	11/09/2022	57.44	shelter supplies
Animal Control	AMZN MKTP US HB7055FQ0	11/08/2022	47.21	shelter supplies
Animal Control	AMAZON.COM H260J16V0 A	11/04/2022	74.99	shelter supplies
Auditor	AMZN MKTP US	12/01/2022	(24.43)	Refund
Auditor	AMZN MKTP US ZT4ZD66I3	11/30/2022	24.43	None stated
Auditor	AMZN MKTP US HB5V09ZW1	11/09/2022	76.20	None stated
Auditor	AMZN MKTP US H27UI67M1	11/07/2022	595.05	Office Supplies
Building Management	OFFICEMAX/DEPOT 6444	11/30/2022	399.99	Office Supplies
Building Management	AMERICAN SALE	11/28/2022	406.49	Office Supplies
Building Management	AMERICAN SALE	11/23/2022	1,407.81	Office Supplies
Building Management	BEST BUY MHT 00003871	11/21/2022	2,077.96	Office Supplies
Building Management	AMAZON.COM HB6GS46V2	11/16/2022	264.59	Office Supplies

Building Management	BLOOMINGDALE RESCUE &	11/11/2022	258.00	Office Supplies
Building Management	AMZN MKTP US H27Z33EF2	11/08/2022	343.47	Office Supplies
Building Management	AMZN MKTP US H27ZU5KD1	11/07/2022	19.79	Office Supplies
Building Management	MENARDS BATAVIA IL	11/11/2022	9.96	None stated
Building Management	MENARDS BATAVIA IL	11/11/2022	87.80	None stated
Building Management	UATTEND.COM	11/08/2022	155.00	None stated
Building Management	ABC SUPPLY 0063	12/01/2022	228.51	Office Supplies
Building Management	ADVANTAGE TRAILER	11/23/2022	1,149.44	None stated
Building Management	DREISILKER ELEC COUNT	11/14/2022	710.61	None stated
Building Management	THE HOME DEPOT #1921	11/30/2022	72.04	None stated
Building Management	THE HOME DEPOT #1921	11/23/2022	143.84	None stated
Building Management	THE HOME DEPOT #1921	11/09/2022	68.63	None stated
Building Management	AMZN MKTP US H22NC51H1	11/04/2022	28.40	None stated
Circuit Clerk	AMZN MKTP US HI8NF47R1	11/20/2022	75.00	office supplies
Circuit Clerk	AMZN MKTP US HI5389731	11/20/2022	19.48	office supplies
Circuit Clerk	AMZN MKTP US HW2TW8C20	11/20/2022	12.99	office supplies
Circuit Clerk	AMZN MKTP US HB5U225K2	11/16/2022	360.00	office supplies
Circuit Clerk	DRI BARTELS MEDIA	11/26/2022	(7.57)	None stated
Circuit Clerk	DRI BARTELS MEDIA	11/19/2022	128.52	None stated
Circuit Clerk	MENARDS BATAVIA IL	12/02/2022	45.25	None stated
Circuit Clerk			219.52	None stated
Circuit Clerk			109.76	None stated
Community Reinvestment	MICROSOFT SUBSCRIPTION	12/01/2022	1.99	Shared drive
Community Reinvestment	WAL-MART #5352	11/28/2022	100.00	Replenish fuel card
Community Reinvestment	AMAZON.COM HI2072Y61 A	11/20/2022	751.58	Printer
Coroner	AMZN MKTP US A95Z23NO3	12/04/2022	69.97	office Supplies
Coroner	IN TESFA CORPORATION	11/29/2022	675.00	Autopsy/ DNA
Coroner	IL TOLLWAY-AUTOREPLENI	11/24/2022	40.00	I-pass Replenishment
Coroner	PIRATE SHIP POSTAGE	11/10/2022	15.75	None stated
Coroner	DISCOUNT-TIRE-CO ILC-1	11/09/2022	153.40	Vehicle Repair
Coroner	KEY WEST CAR WASH	12/03/2022	30.00	Car wash
Coroner	S0000190 GREASE MONKEY	12/03/2022	124.66	vehicle maintenance
Coroner	TLO TRANSUNION	12/01/2022	75.00	None stated
Coroner	CHICAGO TRIB SUBSCRIPT	11/29/2022	15.96	Tribune subscription
Coroner	CHICK-FIL-A #04403	11/22/2022	36.94	coroner training
Coroner	MARRIOTT	11/20/2022	571.49	coroner training
Coroner	DOC BS RESTAURANT 002	11/21/2022	44.95	coroner training Lunch
Coroner	THE PURPLE PIG	11/21/2022	135.10	coroner training Dinner
Coroner	WAL-MART #4641	11/15/2022	109.18	operating supplies

Coroner	BVD BEENVERIFIED.COM	11/15/2022	9.95	None stated
County Board	PARTY CITY 477	12/04/2022	25.40	office supplies
County Board	SQ GRAHAM'S FINE CHOC	11/28/2022	35.00	office supplies
County Board	PANERA BREAD #204090 P	11/22/2022	28.06	office supplies
County Board	JEWEL OSCO 4252	11/21/2022	15.96	office supplies
County Board	WWW.THINGSREMEMBERED.C	11/18/2022	382.55	None stated
County Clerk	MARRIOTT	11/23/2022	272.52	IACO Conference
County Clerk	AMZN MKTP US 8W5D32BA3	12/03/2022	27.50	None stated
County Clerk	HYATT PLACE	11/23/2022	329.28	None stated
County Clerk	AMZN MKTP US 4X6127KK3	11/30/2022	1,980.90	None stated
County Clerk	MARRIOTT	11/23/2022	219.52	None stated
County Clerk	MARRIOTT	11/23/2022	109.76	None stated
County Clerk	AMAZON.COM HB6TO1LD2	11/13/2022	43.50	None stated
County Clerk	AMZN MKTP US HB7AW5W70	11/14/2022	249.98	None stated
County Clerk	CHICAGO TRIB SUBSCRIPT	11/10/2022	27.72	Subscription renewal
Court Services	TRAUMA INSTITUTE & CHI	11/29/2022	1,525.00	EMDR Training
Court Services	TRAUMA INSTITUTE & CHI	11/29/2022	1,525.00	EMDR Training
Court Services	AMZN MKTP US 2O9J61S53	11/28/2022	35.99	office supplies
Court Services	AMAZON.COM HW1U46D52 A	11/27/2022	175.36	office supplies
Court Services	AMZN MKTP US HW5K34Q10	11/25/2022	59.91	office supplies
Court Services	AMZN MKTP US HI02I8N31	11/16/2022	49.99	office supplies
Court Services	AMZN MKTP US HI6A99440	11/15/2022	309.90	office supplies
Court Services	AMZN MKTP US HB55N9R00	11/13/2022	10.79	office supplies
Court Services	AMZN MKTP US HB91C5DA1	11/13/2022	14.99	office supplies
Court Services			15.00	Parking
Court Services			15.00	Parking
Court Services	MEIJER # 182	12/01/2022	31.26	for residents adult diapers
Court Services	NETFLIX.COM	11/27/2022	19.99	None stated
Court Services	SP ALL TRAVEL SIZES	11/09/2022	82.80	Facewash for the residents
Court Services	AMAZON.COM HB2CI9ZN0	11/08/2022	966.78	Resident Recreation (Ping Pong table)
Court Services	AMAZON.COM HB0H05AC0	11/09/2022	45.78	Resident Recreation (Ping Pong balls)
Court Services	DOLLARTREE	12/01/2022	42.50	office supplies
Court Services	DOLLARTREE	12/01/2022	20.00	office supplies
Court Services	LOWES #01738	11/30/2022	1,478.00	Refrigerator for the office
Court Services	ZOOM.US 888-799-9666	11/28/2022	141.41	None stated
Court Services	JEWEL OSCO 3343	11/21/2022	350.00	Thanksgiving gift cards
Court Services	BRIGHTSIDE	11/18/2022	154.50	None stated
Court Services	ALARM PROCESSING CENTE	11/17/2022	1,620.00	Office Alarm System
Court Services	SUBWAY 7402	11/16/2022	79.98	Book Club Meeting

Court Services	WALGREENS #6796	11/14/2022	140.00	Incentive IAC parts
Court Services	BRIGHTSIDE	11/11/2022	257.50	BJA 2020
Court Services	COUNTRY INN BY CARLSON	11/04/2022	329.67	IPCSA Conference
Court Services	AMZN MKTP US H01F42SS2	11/04/2022	949.00	office supplies
Court Services	LABOR LAW POSTERS	11/04/2022	99.50	None stated
Court Services	IN LIGHTHOUSE RECOVER	11/04/2022	150.00	BJA 2020
Court Services	HOLIDAY INNS	11/04/2022	386.40	IPCSA Conference
Court Services	HOLIDAY INNS	11/04/2022	386.40	IPCSA Conference
Court Services	HOLIDAY INNS	11/04/2022	386.40	IPCSA Conference
Court Services	HOLIDAY INNS	11/04/2022	386.40	IPCSA Conference
Court Services	HOLIDAY INNS	11/04/2022	386.40	IPCSA Conference
Court Services	HOLIDAY INNS	11/04/2022	386.40	IPCSA Conference
Court Services	HOLIDAY INNS	11/04/2022	386.40	IPCSA Conference
Court Services	AMZN MKTP US H25NO0QM1	11/06/2022	1,024.84	office supplies
Court Services	SP CAREY GROUP	11/18/2022	(390.00)	Credit Refund
Court Services	IL TOLLWAY-AUTOREPLENI	11/16/2022	20.00	None stated
Court Services	SP CAREY GROUP	11/16/2022	1,780.00	None stated
Court Services	AMZN MKTP US QU3MC5Z53	12/04/2022	143.74	fire tablets and cases for incentives
Court Services	ONLINE JOB ADS INDEED	12/01/2022	412.18	None stated
Court Services	AMZN MKTP US HW7JY6812	11/27/2022	35.98	stapler for the secure perimeter
Court Services	ONLINE JOB ADS INDEED	11/18/2022	504.06	None stated
Court Services	AMAZON.COM HB9BR0972 A	11/16/2022	23.80	New doorbell for reception window
Court Services	AMZN MKTP US HB5LL2XC1	11/11/2022	70.06	office supplies
Development	AUTODESK ADY	12/05/2022	453.60	auto-renewal
Development	EIG CONSTANTCONTACT.CO	11/29/2022	45.00	None stated
Development	ZOOM.US 888-799-9666	11/24/2022	14.99	None stated
Development	AMAZON.COM HB1RR5U70	11/13/2022	89.99	Office Supplies
Development	VALLEY INDUSTRIAL ASSO	11/04/2022	(17.25)	None stated
Environ Mgmt	CITY OF GENEVA	11/30/2022	21.68	Utility Bill
Environ Mgmt	AMZN MKTP US HW41M7WV1	11/27/2022	15.96	office supplies
Environ Mgmt	U-HAULHOT TUBS AND MOR	11/18/2022	64.65	None stated
Environ Mgmt	U-HAULHOT TUBS AND MOR	11/18/2022	19.80	None stated
Environ Mgmt	CITY OF GENEVA	11/10/2022	22.27	Utility Bill
Health	HILTON	12/02/2022	210.15	KCHD Program
Health	HILTON	12/02/2022	163.19	COFI Parent Leader for KCHD Program
Health	COMMUNITY BEHAVIORAL H	12/01/2022	1,500.00	CBHA Conference
Health	AMAZON.COM TD6Y15HU3 A	11/29/2022	400.00	Parents Incentives for KCHD program
Health	SMK SURVEYMONKEY.COM	11/28/2022	468.00	None stated

Health	AMAZON.COM HI2K52SS2	11/22/2022	300.00	Parents Incentives for KCHD program
Health	TEXTEDLY	11/22/2022	6.00	None stated
Health	AMAZON.COM HI2FC32W2	11/22/2022	225.00	KCSOC Implementation
Health	AMAZON.COM HI10019Y2 A	11/22/2022	225.00	KCSOC Implementation
Health	HBRSUBSCRIPTION	11/22/2022	180.00	None stated
Health	CHICAGO TRIB SUBSCRIPT	11/18/2022	19.96	None stated
Health	CORNER BAKERY 0199	11/18/2022	784.00	Treated for KCHD Program
Health	UNIQUE PARTY RENTAL	11/16/2022	189.61	Party for KCHD Program
Health	SQ ILLINOIS LAND IMPR	11/16/2022	78.00	CEU Training for licenses number
Health	SQ ILLINOIS LAND IMPR	11/16/2022	78.00	CEU Training for licenses number
Health	SQ ILLINOIS LAND IMPR	11/16/2022	78.00	CEU Training for licenses number
Health	SQ ILLINOIS LAND IMPR	11/16/2022	78.00	CEU Training for licenses number
Health	SAMS CLUB #4942	11/13/2022	63.60	Office Supplies
Health	USPS PO 1657240542	11/04/2022	106.00	None stated
Health	CANVA I03595-13855164	11/05/2022	143.81	None stated
IT	AMZN MKTP US L986N8Q93	12/04/2022	28.98	office supplies
IT	AMZN MKTP US NN16S89O3	12/05/2022	217.68	office supplies
IT	AMZN MKTP US 2J16518I3	12/04/2022	21.38	office supplies
IT	CONTACT ONE CALL CENTE	12/01/2022	67.45	None stated
IT	AMZN MKTP US 9658P5JI3	11/30/2022	469.64	office supplies
IT	OFFICEMAX/DEPOT 6444	11/18/2022	293.93	office supplies
IT	NAMETAGCOUNTRY.COM	11/11/2022	104.15	None stated
IT	AMAZON.COM 2Z8UQ0KY3	12/05/2022	1,452.00	office supplies
IT	ZOOM.US 888-799-9666	12/02/2022	40.00	None stated
IT	GOOGLE GSUITE_ICIMAON	12/01/2022	16.00	None stated
IT	AMAZON.COM 7T2QP2JQ3 A	11/30/2022	1,109.94	office supplies
IT	AMZN MKTP US U57610SW3	11/30/2022	1,402.00	office supplies
IT	AMZN MKTP US HZ7CB0O21	11/28/2022	14.98	office supplies
IT	AMZN MKTP US OB8YA4ST3	11/28/2022	115.16	office supplies
IT	AMZN MKTP US HW8KL79N2	11/28/2022	23.38	office supplies
IT	AMAZON.COM W93OA3KC3	11/29/2022	1,299.98	office supplies
IT	AMAZON.COM HZ8KX2C01	11/28/2022	295.60	office supplies
IT	AMZN MKTP US 2H1XZ2HK3	11/28/2022	196.99	office supplies
IT	FS COM INC	11/22/2022	5,464.62	None stated
IT	FS COM INC	11/15/2022	9,270.00	None stated
IT	PAYPAL DIGITALINSP	11/11/2022	39.00	None stated
IT	COMCAST CHICAGO	11/08/2022	109.00	None stated
IT	ZOOM.US 888-799-9666	11/04/2022	163.21	Zoom Video
IT	AMAZON.COM HW6IZ2WD1	11/28/2022	284.99	office supplies

IT	AMAZON.COM HZ5MO8CM1	11/28/2022	259.60	office supplies
IT	AMZN MKTP US	11/23/2022	(164.99)	Refunded
IT	AMZN MKTP US	11/23/2022	(164.99)	Refunded
IT	AMZN MKTP US	11/24/2022	(164.99)	Refunded
IT	AMZN MKTP US HW8309X40	11/22/2022	6,318.98	Office Supplies
IT	AMZN MKTP US HW8H004V1	11/22/2022	577.97	Office Supplies
IT	AMZN MKTP US HI3007WR1	11/21/2022	868.57	Office Supplies
IT	SOLARWINDS	11/21/2022	528.00	None stated
IT	AMAZON.COM HI87U5RE0	11/19/2022	29.99	Office Supplies
IT	AMZN MKTP US HI0YI9K30	11/18/2022	246.45	Office Supplies
IT	MONOPRICE, INC.	11/18/2022	2,668.32	None stated
IT	AMZN MKTP US HI1MO79E1	11/20/2022	677.79	Office Supplies
IT	AMZN MKTP US HI4AI09N1	11/20/2022	1,608.71	Office Supplies
IT	AMZN MKTP US HW3VU4O40	11/20/2022	229.00	Office Supplies
IT	AMZN MKTP US HI05E3RO1	11/20/2022	12.99	Office Supplies
IT	AMZN MKTP US HI1IQ4M82	11/20/2022	1,837.33	Office Supplies
IT	AMZN MKTP US HI8WA9H82	11/20/2022	278.72	office supplies
IT	AMAZON.COM HI05P7VZ2	11/21/2022	259.60	office supplies
IT	AMZN MKTP US HI20J6IM1	11/21/2022	1,633.27	office supplies
IT	AMZN MKTP US HI4DX4YZ1	11/20/2022	1,817.66	office supplies
IT	FSP AURORA FASTPRINT,	11/17/2022	92.20	office supplies
IT	AMAZON.COM HI7VL7M71	11/18/2022	6,695.00	office supplies
IT	AMAZON.COM HI4VQ0G60	11/17/2022	450.24	Office chair
IT	AMAZON.COM HI3YP9GQ0	11/17/2022	899.00	Office iPad
IT	AMZN MKTP US HB9ON2DQ2	11/16/2022	99.64	office supplies
IT	AMZN MKTP US HB2P76XQ2	11/15/2022	53.57	office supplies
IT	AMZN MKTP US HB3KK4TL2	11/14/2022	107.14	office supplies
IT	AMZN MKTP US HB1J76ER2	11/14/2022	23.98	office supplies
IT	DISCOUNT TIRE.	11/14/2022	870.00	None stated
IT	AMZN MKTP US HB1GR9S51	11/14/2022	1,034.51	Office supplies
IT	AMAZON.COM HB4621WG0	11/14/2022	187.24	office supplies
IT	AMAZON.COM HB47P9AX1	11/10/2022	49.99	office supplies
IT	SPIRIT AIRLINES-SPIRIT	11/07/2022	43.59	None stated
IT	AMZN MKTP US HB5Y05ZW0	11/08/2022	43.98	office supplies
IT	MGM GRAND HOTEL	11/07/2022	564.63	None stated
IT	SOUTHWEST AIRLINES	11/07/2022	88.98	None stated
IT	FSP AURORA FASTPRINT,	11/08/2022	136.10	None stated
IT	AMZN MKTP US H21RG3751	11/08/2022	29.99	office supplies
IT	AMZN MKTP US H203R1Y50	11/07/2022	164.99	Office desk

IT	AMZN MKTP US H20TY6NN2	11/07/2022	329.98	Office chair
IT	AMZN MKTP US H01GC0K62	11/04/2022	45.99	office supplies
IT	FSP AURORA FASTPRINT,	11/04/2022	92.20	None stated
IT	AMAZON.COM H209O7D41	11/07/2022	69.99	office supplies
IT	AMAZON.COM IF5AZ4K43	12/04/2022	155.90	Computer related supplies
IT	AMZN MKTP US GS11A9P03	12/04/2022	230.32	Cellular Supplies
IT	AMZN MKTP US YJ8NK4MG3	12/04/2022	172.74	Cellular Supplies
IT	DNH GODADDY.COM	11/29/2022	199.98	Standard SSL renewal for WWW.COUNTYOFKANE.ORG
IT	AMZN MKTP US HW89M9WF2	11/29/2022	18.60	Office Supplies
IT	DNH GODADDY.COM	11/26/2022	93.48	internet service
IT	ATT BILL PAYMENT	11/24/2022	93.76	Domain renewal privacy for KANECOURT.COM
IT	COMCAST CHICAGO	11/25/2022	248.85	internet service
IT	COMCAST CHICAGO	11/23/2022	42.12	TV standard business video
IT	DNH GODADDY.COM	11/22/2022	199.98	Standard SSL renewal for Pulseway Kane City
IT	ATT BILL PAYMENT	11/21/2022	120.47	equipment charges
IT	COMCAST CHICAGO	11/21/2022	149.85	Comcast business internet
IT	COMCAST CHICAGO	11/20/2022	151.85	Comcast business internet
IT	COMCAST CHICAGO	11/15/2022	243.85	Comcast business internet
IT	DNH GODADDY.COM	11/13/2022	42.34	Domain renewal for CARE4KANE.ORG
IT	DNH GODADDY.COM	11/11/2022	199.98	Standard SSL renewal for kcmctf.org
IT	COMCAST CHICAGO	11/12/2022	534.03	TV limited basic service
IT	COMCAST CHICAGO	11/11/2022	149.85	Comcast business internet
IT	DNH GODADDY.COM	11/10/2022	663.20	Domain renewal
IT	DNH GODADDY.COM	11/09/2022	718.80	website backup and economy linux hosting
IT	DNH GODADDY.COM	11/08/2022	278.04	Domain renewal
IT	AMZN MKTP US HW3TC1201	11/26/2022	25.99	Computer related supplies
IT	AMAZON.COM HW5TQ04P2 A	11/24/2022	119.98	Computer related supplies
IT	AMZN MKTP US HI5MH2WR2	11/23/2022	69.20	Computer related supplies
IT	AMZN MKTP US HW6VL0031	11/23/2022	75.95	Cellular Supplies
IT	AMZN MKTP US HW5LN5OW2	11/23/2022	419.98	Office Supplies
IT	FS RAPS	11/23/2022	191.44	Software for secure remote locations
IT	AMZN MKTP US HW0C61BA0	11/24/2022	305.87	Office Supplies
IT	AMZN MKTP US HW1VF2QM0	11/24/2022	262.00	Computer related supplies
IT	AMZN MKTP US HW1HT25H1	11/24/2022	19.90	Computer related supplies
IT	AMZN MKTP US HI2250SN2	11/22/2022	5,195.60	Printer
IT	AMZN MKTP US HI6XV2272	11/22/2022	599.80	Computer related supplies
IT	AMZN MKTP US HW0UU7Z91	11/22/2022	160.54	Office Supplies
IT	AMZN MKTP US HW7OI1AN0	11/22/2022	436.72	Office Supplies
IT	AMAZON.COM HW5WJ8JC1	11/23/2022	8.50	Office Supplies

IT	AMZN MKTP US HW1T46NJ1	11/22/2022	238.35	Office Supplies
IT	AMZN MKTP US HW2XY5NH1	11/22/2022	180.39	Office Supplies
IT	AMZN MKTP US HW3CZ2PB0	11/23/2022	655.54	Office Supplies
IT	AMZN MKTP US HW8V971A0	11/23/2022	445.89	Office Supplies
IT	AMZN MKTP US HW81Y3381	11/23/2022	2,549.44	Office Supplies
IT	AMZN MKTP US HW4TK6GG0	11/23/2022	238.40	Office Supplies
IT	AMZN MKTP US HW6WV3V90	11/22/2022	1,816.75	Office Supplies
IT	AMZN MKTP US HW81A0AF1	11/22/2022	28.49	Computer related supplies
IT	AMZN MKTP US HW29F3TI1	11/23/2022	472.58	Office Supplies
IT	AMZN MKTP US HI7VK7HN2	11/21/2022	3,000.00	Computer related supplies
IT	AMZN MKTP US HI8B556K2	11/22/2022	67.96	Computer related supplies
IT	AMAZON.COM HW47T00D0 A	11/22/2022	180.99	Office Supplies
IT	MCC MEDIACOM	11/12/2022	102.99	internet service
IT	800.COM, LLC	11/10/2022	282.02	monthly fee for toll free number
IT	APPLE.COM/BILL	11/05/2022	0.99	iCloud subscription
IT	AMZN MKTP US HI4F63IF1	11/21/2022	899.82	None stated
IT	GISCI	11/17/2022	285.00	None stated
Judiciary	FEDEX 390137078600	11/03/2022	51.50	None stated
Judiciary	PARKWHIZ, INC.	11/29/2022	13.78	Parking Pass
Judiciary	PARKWHIZ, INC.	11/29/2022	13.78	Parking Pass
KaneComm	DD/BR #301854 Q35	11/30/2022	91.75	Training class
KaneComm	AMZN MKTP US HW6MR4DP0	11/24/2022	31.99	office supplies
KaneComm	AMZN MKTP US HI6AO2XS2	11/20/2022	21.98	office supplies
KaneComm	COMCAST CHICAGO	11/18/2022	17.91	None stated
KaneComm	NENA	11/09/2022	199.00	None stated
KaneComm	AMZN MKTP US HB96G9NA1	11/09/2022	5.99	office supplies
KaneComm	AMZN MKTP US H258E3M91	11/06/2022	118.99	office supplies
KaneComm	FS TYPINGMASTER	11/06/2022	49.00	None stated
Law Library	LIBRARYH3LP-NUB GAMES	11/09/2022	245.00	None stated
Payroll	CA EDD PAYROLL TAX	11/22/2022	132.25	None stated
Payroll	OPC CA EDD PAYROLL TAX	11/22/2022	3.04	None stated
Payroll	CA EDD PAYROLL TAX	11/07/2022	117.00	None stated
Payroll	OPC CA EDD PAYROLL TAX	11/07/2022	2.69	None stated
Public Defender	ZOOM.US 888-799-9666	11/28/2022	14.99	ability to do video counts
Public Defender	CD ONE PRICE CLEANERS	11/18/2022	1.99	dry cleaner for client
Public Defender	CD ONE PRICE CLEANERS	11/10/2022	72.22	dry cleaner for client
Public Defender	AMAZON.COM H26I48472	11/07/2022	98.10	office supplies
Public Defender	SOUTHERN COMPUTER WARE	11/10/2022	446.43	Printer for office
Public Defender	ILLINOIS ASSOCIATION O	11/08/2022	60.00	Attorney training

Purchasing	WWW.IAPPO.ORG	12/01/2022	135.00	None stated
Purchasing	ETSY.COM - CRUCUPSSSTOR	11/21/2022	(8.93)	Refund
Purchasing	ILLINOIS GOVERNMENT FI	11/17/2022	800.00	None stated
Sheriff	AMZN MKTP US T831Z2Q43	12/01/2022	41.97	office supplies
Sheriff	AMZN MKTP US HW0QN4VG0	11/23/2022	112.03	office supplies
Sheriff	AMZN MKTP US HW5QQ6VH0	11/23/2022	21.39	office supplies
Sheriff	PREVENTATIVE MAINTENAN	11/22/2022	45.50	Truck Repair
Sheriff	AMZN MKTP US HI9M85EU1	11/17/2022	27.98	office supplies
Sheriff	FEDEX 390484959636	11/10/2022	45.30	ics phone records
Sheriff	AMZN MKTP US HB7BN4L00	11/08/2022	27.98	office supplies
Sheriff	AMZN MKTP US H28O49NU2	11/07/2022	13.99	office supplies
Sheriff	AMAZON.COM HI2UE90F2	11/20/2022	17.96	office supplies
Sheriff	AMZN MKTP US HB6C56762	11/17/2022	185.00	office supplies
Sheriff			254.60	Conference trip
Sheriff			254.60	Conference trip
Sheriff			254.60	Conference trip
Sheriff			212.60	Conference trip
Sheriff			212.60	Conference trip
Sheriff	SHELL OIL 57446024903	11/03/2022	16.77	Gas- Car Rental
Sheriff	AMZN MKTP US TH4GH0IW3	12/03/2022	26.46	office supplies
Sheriff	GALLS	12/03/2022	40.21	office supplies
Sheriff	AMZN MKTP US M594391N3	11/30/2022	35.99	Social Workers Therapy
Sheriff	CANVA I03620-24371125	11/30/2022	91.00	None stated
Sheriff	AMZN MKTP US HW6DW9U12	11/28/2022	85.98	Social Workers Therapy
Sheriff	PIRATE SHIP POSTAGE	11/22/2022	12.76	Donations
Sheriff	AMZN MKTP US HB0MX2IE2	11/17/2022	74.47	office supplies
Sheriff	COMCAST CHICAGO	11/11/2022	172.90	Investigations
Sheriff	CANVA I03596-14632631	11/06/2022	12.95	Event Graphics
Sheriff			111.72	Hotel room
Sheriff	AMZN MKTP US HB5CF6SJ2	11/16/2022	140.33	office supplies
Sheriff			112.40	traveling
Sheriff	IL TACTICAL OFFICERS A	11/04/2022	390.00	IIOA Fall Conference
Sheriff			244.25	plane ticket
Sheriff			244.25	plane ticket
Sheriff	CENTER MASS INC	11/28/2022	340.78	Swat Operator
Sheriff	THYRM LLC	11/28/2022	363.86	Swat Gear
Sheriff	RECONYX	11/15/2022	10.00	None stated
Sheriff	TST OAK STREET RESTAU	12/03/2022	634.00	Membership Dinner
Sheriff	TST OAK STREET RESTAU	12/02/2022	500.00	Membership Dinner

Sheriff	POSITIVE PROMOTIONS	11/09/2022	661.25	Magnet emergency
Sheriff			75.86	Leso Equipment
Sheriff			744.97	Conference
Sheriff			744.97	Conference
Sheriff			744.97	conference
Sheriff			744.97	conference
Sheriff	VICTORY LANE FORD	11/22/2022	200.00	vehicle Replacement
Sheriff	LDV, INC.	11/10/2022	96.33	None stated
Sheriff	QT 764	11/30/2022	20.60	None stated
Sheriff			116.72	None stated
Sheriff			116.72	None stated
Sheriff			12.58	None stated
Sheriff			201.60	None stated
Sheriff			23.92	None stated
Sheriff			23.92	None stated
Sheriff			379.20	None stated
Sheriff			379.20	None stated
Sheriff	HOTWIRE-SALES FINAL	11/18/2022	83.58	car renter
Sheriff			193.51	Extradition
Sheriff			193.51	Extradition
Sheriff	MCDONALD'S F4274	11/30/2022	14.45	Detainee meal
Sheriff	EIG CONSTANTCONTACT.CO	11/25/2022	65.00	None stated
Sheriff	JERSEY MIKES 27005	11/30/2022	182.43	Bomb Squad Training Lunch
Sheriff			490.00	None stated
Sheriff	AMERICAN HEART SHOPCPR	11/30/2022	23.34	office supplies
Sheriff	AUTOZONE 6165	11/28/2022	39.51	Mobile Spik Class
Sheriff	AMZN MKTP US 3P5JT36J3	12/04/2022	490.01	None stated
Sheriff	AMZN MKTP US HZ1ET9CS2	11/30/2022	29.00	None stated
Sheriff	AMZN MKTP US 8T3MX6MB3	11/29/2022	229.97	None stated
Sheriff	AMZN MKTP US D17TV2I73	11/28/2022	20.60	None stated
Sheriff	AMZN MKTP US HW5H97UT2	11/28/2022	21.74	None stated
Sheriff	AMAZON.COM HW4IJ9SP1	11/26/2022	45.06	None stated
Sheriff	AMAZON.COM HI7BD2FO0	11/14/2022	49.21	None stated
Sheriff	AMAZON.COM H25FJ56S1 A	11/06/2022	33.88	None stated
Sheriff	ADOBE PR CREATIVE CLD	12/04/2022	36.11	None stated
Sheriff	ELBURN CAR WASH	12/04/2022	11.00	Car wash for department vehicle
Sheriff	GALLS	11/29/2022	74.32	Uniforms
Sheriff	BEST VERSION MEDIA	11/21/2022	452.60	A Way Out Program
Sheriff			88.93	Accidental use, will be reimbursed

Sheriff	HERTZ	11/10/2022	466.40	Accidental use, will be reimbursed
Sheriff	AMZN MKTP US H25F77VO2	11/09/2022	49.78	Office Supplies
Sheriff	AMZN MKTP US H23UC9A52	11/08/2022	48.74	Canteen supplies
Sheriff	AMZN MKTP US H26189Z92	11/07/2022	23.99	Canteen supplies
Sheriff	ADOBE PR CREATIVE CLD	11/04/2022	36.11	program software
Sheriff	WAL-MART #5352	11/14/2022	63.25	None stated
Sheriff	NAPA STORE 3018017	11/09/2022	49.16	Parts for truck
Sheriff	SAMS CLUB #4942	11/09/2022	92.18	None stated
Sheriff	AMZN MKTP US HB2OQ74N0	11/08/2022	69.54	None stated
Sheriff	WAL-MART #1814	11/08/2022	64.62	None stated
Sheriff	LIND ELECTRONICS	12/02/2022	903.63	power supplies for new squad cars
Sheriff	TLO TRANSUNION	12/01/2022	234.80	license renewal
Sheriff	BELKASOFT	12/01/2022	749.00	Forensic Software renewal
Sheriff	MICROSOFT STORE	12/01/2022	74.88	License fee
Sheriff	LOWES #01738	12/01/2022	119.36	Lab supplies
Sheriff	RIVERSIDE PIZZA AND PU	11/28/2022	204.84	Task force lunch
Sheriff	REGISTER@FAA 344XMPF	11/21/2022	10.00	drone registration
State's Attorney	AMZN MKTP US HW31Z0LO2	11/25/2022	158.56	office supplies
State's Attorney	AGENT FEE 89008410441974	11/21/2022	40.00	None stated
State's Attorney			607.21	Trial Cost
State's Attorney	CHARLIE FOXS PIZZA 1	11/22/2022	73.46	training class
State's Attorney	SQ NOTARY PUBLIC ASSO	11/21/2022	(1.27)	office supplies
State's Attorney	SQ NOTARY PUBLIC ASSO	11/21/2022	24.12	office supplies
State's Attorney	WALMART.COM	11/17/2022	719.88	office supplies
State's Attorney	KANE COUNTY BAR ASSOCI	11/16/2022	20.00	None stated
State's Attorney	AMZN MKTP US HB2GP8N82	11/14/2022	119.98	office supplies
State's Attorney	MEIJER # 182	11/04/2022	104.78	office supplies
State's Attorney	AMZN MKTP US H20BU8950	11/06/2022	341.53	office supplies
State's Attorney	AMZN MKTP US AD5UC7OA3	11/28/2022	1,130.08	Training
State's Attorney	AMAZON.COM HI46912B2	11/22/2022	142.31	office supplies
State's Attorney	TST GIA MIA - GENEVA	11/23/2022	55.00	Training
State's Attorney	CHICAGO TRIB SUBSCRIPT	11/21/2022	27.96	None stated
State's Attorney	PAYPAL PROSBARASN PRO	11/17/2022	35.00	IPBA Conference
State's Attorney	PAYPAL PROSBARASN PRO	11/17/2022	35.00	IPBA Conference
State's Attorney	PAYPAL PROSBARASN PRO	11/17/2022	35.00	IPBA Conference
State's Attorney	PAYPAL PROSBARASN PRO	11/17/2022	35.00	IPBA Conference
State's Attorney	PAYPAL PROSBARASN PRO	11/17/2022	35.00	IPBA Conference
State's Attorney	MCLE BOARD	11/15/2022	100.00	None stated
State's Attorney	DOMINO'S 2738	11/04/2022	77.93	office supplies

State's Attorney	AMZN MKTP US HI2442KH2	11/22/2022	109.98	OP Supplies
State's Attorney			193.80	DCFS ARPA Training
State's Attorney	ZOOM.US 888-799-9666	11/15/2022	14.99	Software
State's Attorney			656.75	DCFS ARPA Training
State's Attorney	RELIAS LEARNING	11/05/2022	34.95	Training Cossap Grant
State's Attorney	IICLE	12/02/2022	(100.00)	Restock fee net credit
State's Attorney	ILLINOIS STATE BAR ASS	11/29/2022	50.00	Trial Cost
State's Attorney	WWW.PACER.GOV	11/29/2022	50.80	Training
State's Attorney	ILLINOIS STATE BAR ASS	11/28/2022	100.00	Training
State's Attorney	ILLINOIS STATE BAR ASS	11/21/2022	50.00	Training
State's Attorney	CE21	11/17/2022	325.00	Training
State's Attorney	IICLE	11/10/2022	925.00	Books
State's Attorney	TST BIEN TRUCHA - 410	11/08/2022	155.00	None stated
State's Attorney	BP#9175811PRIDE OF QPS	11/08/2022	30.00	Gas/Mileage
State's Attorney	BP#9175811PRIDE OF QPS	11/08/2022	25.14	Gas/Mileage
State's Attorney	BP#9175811PRIDE OF QPS	11/08/2022	53.38	Gas/Mileage
State's Attorney	PANERA BREAD #204090 O	11/09/2022	59.92	office supplies
State's Attorney	PAYPAL PROSBARASN PRO	11/17/2022	35.00	License fee
Transportation	EBAY O 27-09411-22604	12/02/2022	173.00	equipment parts/ supplies
Transportation	AMZN MKTP US	12/03/2022	(14.99)	vehicle parts/supplies
Transportation	ZORO TOOLS INC	11/30/2022	89.63	vehicle parts/supplies
Transportation	AMAZON.COM GF8BE6I63	11/30/2022	178.31	tools purchase
Transportation	EBAY O 04-09406-97609	11/29/2022	24.99	vehicle parts/supplies
Transportation	EBAY O 04-09406-97610	11/29/2022	220.55	vehicle parts/supplies
Transportation	MS FOSTER & ASSOICATES	11/29/2022	346.77	vehicle parts/supplies
Transportation	GOTOCOM GOTOMEETING	11/29/2022	49.00	None stated
Transportation	AMZN MKTP US L83UV4183	11/29/2022	63.96	vehicle parts/supplies
Transportation	COMCAST CHICAGO	11/29/2022	154.90	internet services
Transportation	AMZN MKTP US	11/28/2022	(44.06)	office supplies
Transportation	AMZN MKTP US HW5UE9KM2	11/28/2022	29.70	office supplies
Transportation	AMZN MKTP US HW22L9M32	11/27/2022	13.98	office supplies
Transportation	U OF I ONLINE PAYMENT	11/22/2022	160.00	Conference meetings
Transportation	AMZN MKTP US HW7WQ9V30	11/23/2022	134.78	office supplies
Transportation	AMZN MKTP US HW7F37171	11/24/2022	147.12	building supplies
Transportation	AMZN MKTP US HI4B649G2	11/23/2022	129.98	building supplies
Transportation	ZORO TOOLS INC	11/21/2022	21.62	equipment parts/ supplies
Transportation	AMZN MKTP US HW1IROCC1	11/21/2022	62.22	sign materials
Transportation	IL PROF LICENSE FEE	11/21/2022	61.35	professional license
Transportation	AMAZON.COM HI6F21W01 A	11/20/2022	64.88	office supplies

Transportation	AMZN MKTP US HI3ET9DT1	11/19/2022	39.99	tools purchase
Transportation	ZORO TOOLS INC	11/18/2022	56.38	vehicle parts/supplies
Transportation	AMZN MKTP US HI4UR4U41	11/20/2022	77.99	office supplies
Transportation	ZIPTIECOM	11/17/2022	26.80	equipment parts/ supplies
Transportation	AMZN MKTP US HI1MV21Q0	11/16/2022	89.06	office supplies
Transportation	AMZN MKTP US HI21L2P00	11/16/2022	17.74	office supplies
Transportation	APWA - NATIONAL	11/16/2022	99.00	employee training
Transportation	BESTBUYCOM806702221130	11/15/2022	59.98	computer hardware
Transportation	APWA - NATIONAL	11/09/2022	222.00	membership dues
Transportation	COMCAST CHICAGO	11/08/2022	29.54	cable tv
Transportation	ASCE PURCHASING	11/05/2022	285.00	membership dues
Veteran's Commission	REI MATTHEW BENDER &CO	12/02/2022	(8.80)	Refund
Veteran's Commission	REI MATTHEW BENDER &CO	11/28/2022	118.75	office supplies
Water Resources	ASFPM PECOR	11/23/2022	50.00	IAFSM Membership
Water Resources	SQ ILLINOIS ASSOCIATI	11/22/2022	100.00	Training
Water Resources	SQ ILLINOIS ASSOCIATI	11/16/2022	60.00	None stated
Water Resources	AMERICAN WATER WORKS A	11/16/2022	83.00	None stated
Water Resources	CENTER FOR WATERSHED P	11/14/2022	99.00	None stated
Water Resources	USA BLUE BOOK	11/14/2022	226.85	None stated
Workforce Development	DISPLAYS2GO	12/03/2022	80.63	Literature holders
Workforce Development	WCI ACCURATEDOCDEST	12/01/2022	118.75	Monthly shredding holders
Workforce Development	AMZN MKTP US HW3IO0RH2	11/29/2022	382.87	USB promotional drives
Workforce Development	AMZN MKTP US HW77W85W0	11/24/2022	38.69	Brochure holders
Workforce Development	AMZN MKTP US HW1O474O2	11/25/2022	382.87	USB promotional drives
Workforce Development	AMZN MKTP US HI6594200	11/18/2022	445.47	office supplies
Workforce Development	EIG CONSTANTCONTACT.CO	11/18/2022	35.00	Monthly subscription for one stop center networking
Workforce Development	COMCAST CHICAGO	11/10/2022	201.67	Monthly internet service
Workforce Development	COMCAST CHICAGO	11/10/2022	164.90	Monthly internet service
Workforce Development	COMCAST CHICAGO	11/10/2022	538.84	Monthly internet service
Workforce Development	COMCAST CHICAGO	11/10/2022	159.95	Monthly internet service
Totals		496	153,308.33	

CLAIMS PAID REPORT DECEMBER 2022 FOR COUNTY BOARD INFORMATION

VENDOR	NATURE OF CLAIM	OFFICIAL/DEPARTMENT	FUND	DATE PAID	AMOUNT PAID
Jason T Friedrich	Payroll Taxes Receivable		General Fund	12/19/2022	311.34
Fifth Third Bank	Payroll Taxes Payable		General Fund	12/5/2022	5.73
Impact Networking, LLC	Repairs and Maint- Copiers	County Board	General Fund	12/19/2022	34.10
Fifth Third Bank	Conferences and Meetings	County Board	General Fund	12/5/2022	19.99
Fifth Third Bank	Conferences and Meetings - Board Members	County Board	General Fund	12/5/2022	50.00
Fifth Third Bank	Office Supplies	County Board	General Fund	12/5/2022	55.97
Warehouse Direct, Inc.	Office Supplies	County Board	General Fund	12/19/2022	99.28
Warehouse Direct, Inc.	Office Supplies	County Board	General Fund	12/19/2022	26.30
Fifth Third Bank	Operating Supplies	County Board	General Fund	12/5/2022	57.14
The Tree House Inc	Operating Supplies	County Board	General Fund	12/19/2022	816.98
Warehouse Direct, Inc.	Operating Supplies	County Board	General Fund	12/19/2022	31.85
Century Springs/Ove Water Services	Operating Supplies	County Board	General Fund	12/19/2022	57.56
The Tree House Inc	Computer Related Supplies	County Board	General Fund	12/19/2022	448.62
Toshiba America Business Solutions Inc	Repairs and Maint- Copiers	Finance	General Fund	12/5/2022	115.90
Patricia A Clark	Employee Training	Finance	General Fund	12/19/2022	130.00
Kimberly A Dorrance	Employee Training	Finance	General Fund	12/19/2022	25.00
NINA MARSZALEK	Employee Training	Finance	General Fund	12/19/2022	150.00
Century Springs/Ove Water Services	Office Supplies	Finance	General Fund	12/19/2022	25.50
The Tree House Inc	Office Supplies	Finance	General Fund	12/19/2022	404.95
Special Project Staffing dba The Salem Group	Contractual/Consulting Services	Information Technologies	General Fund	12/5/2022	737.80
Special Project Staffing dba The Salem Group	Contractual/Consulting Services	Information Technologies	General Fund	12/5/2022	670.32
Special Project Staffing dba The Salem Group	Contractual/Consulting Services	Information Technologies	General Fund	12/5/2022	442.68
Special Project Staffing dba The Salem Group	Contractual/Consulting Services	Information Technologies	General Fund	12/5/2022	767.34
Illini Power Products	Contractual/Consulting Services	Information Technologies	General Fund	12/5/2022	1,146.14
Iron Mountain Information Management, LLC	Contractual/Consulting Services	Information Technologies	General Fund	12/19/2022	880.33
Special Project Staffing dba The Salem Group	Contractual/Consulting Services	Information Technologies	General Fund	12/19/2022	737.80
Special Project Staffing dba The Salem Group	Contractual/Consulting Services	Information Technologies	General Fund	12/19/2022	511.56
Special Project Staffing dba The Salem Group	Contractual/Consulting Services	Information Technologies	General Fund	12/19/2022	442.68
Special Project Staffing dba The Salem Group	Contractual/Consulting Services	Information Technologies	General Fund	12/19/2022	599.76
Fifth Third Bank	Repairs and Maint- Comm Equip	Information Technologies	General Fund	12/5/2022	228.00
Telcom Innovations Group LLC	Repairs and Maint- Comm Equip	Information Technologies	General Fund	12/19/2022	253.75
Blade Electric & Technologies LLC	Repairs and Maint- Comm Equip	Information Technologies	General Fund	12/19/2022	10,818.00
Blade Electric & Technologies LLC	Repairs and Maint- Comm Equip	Information Technologies	General Fund	12/19/2022	28,700.00
Fifth Third Bank	Repairs and Maint- Vehicles	Information Technologies	General Fund	12/5/2022	385.00
Fifth Third Bank	Conferences and Meetings	Information Technologies	General Fund	12/5/2022	171.49
Benjamin Fox	Employee Mileage Expense	Information Technologies	General Fund	12/5/2022	30.31
Corey Malis	Employee Mileage Expense	Information Technologies	General Fund	12/5/2022	45.19
Adam Tedder	Employee Mileage Expense	Information Technologies	General Fund	12/19/2022	39.19
Jon Kloese	Employee Mileage Expense	Information Technologies	General Fund	12/19/2022	7.69
Lindsey Brusky	Employee Mileage Expense	Information Technologies	General Fund	12/19/2022	3.44
Ascentis Corporation	Office Supplies	Information Technologies	General Fund	12/5/2022	21.31
Fifth Third Bank	Office Supplies	Information Technologies	General Fund	12/5/2022	5,184.91
Trademan Photography, LLC	Office Supplies	Information Technologies	General Fund	12/19/2022	1,584.00
Ascentis Corporation	Office Supplies	Information Technologies	General Fund	12/19/2022	21.27
Century Springs/Ove Water Services	Office Supplies	Information Technologies	General Fund	12/19/2022	65.15
Fifth Third Bank	Computer Related Supplies	Information Technologies	General Fund	12/5/2022	2,656.52
ITSavvy, LLC	Computer Related Supplies	Information Technologies	General Fund	12/5/2022	8,701.75
ITSavvy, LLC	Computer Related Supplies	Information Technologies	General Fund	12/19/2022	4,184.25
Fifth Third Bank	Printing Supplies	Information Technologies	General Fund	12/5/2022	93.80
Gordon Flesch Company Inc	Printing Supplies	Information Technologies	General Fund	12/5/2022	15.26

Gordon Flesch Company Inc	Printing Supplies	Information Technologies	General Fund	12/5/2022	42.37
Impact Networking, LLC	Printing Supplies	Information Technologies	General Fund	12/19/2022	1,691.90
WEX BANK	Fuel- Vehicles	Information Technologies	General Fund	12/19/2022	134.54
Peterson Cleaning, Inc. (PCI Services, Inc.)	Janitorial Services	Building Management	General Fund	12/5/2022	4,734.25
Peterson Cleaning, Inc. (PCI Services, Inc.)	Janitorial Services	Building Management	General Fund	12/19/2022	5,469.00
Peterson Cleaning, Inc. (PCI Services, Inc.)	Janitorial Services	Building Management	General Fund	12/19/2022	4,756.00
Deactivated See VN 13798 M.A.C. Construction, Inc.	Repairs and Maintenance- Roads	Building Management	General Fund	12/19/2022	936.00
Deactivated See VN 13798 M.A.C. Construction, Inc.	Repairs and Maintenance- Roads	Building Management	General Fund	12/19/2022	3,400.00
Lowe's	Repairs and Maint- Buildings	Building Management	General Fund	12/5/2022	57.88
Lowe's	Repairs and Maint- Buildings	Building Management	General Fund	12/5/2022	6.62
TEC Distribution LLC dba Temperature Equipment Co.	Repairs and Maint- Buildings	Building Management	General Fund	12/5/2022	36.47
Combined Roofing Services LLC (American Roofing)	Repairs and Maint- Buildings	Building Management	General Fund	12/5/2022	2,612.64
Menards, Inc.	Repairs and Maint- Buildings	Building Management	General Fund	12/5/2022	69.86
Menards, Inc.	Repairs and Maint- Buildings	Building Management	General Fund	12/5/2022	285.71
Menards, Inc.	Repairs and Maint- Buildings	Building Management	General Fund	12/5/2022	19.99
Menards, Inc.	Repairs and Maint- Buildings	Building Management	General Fund	12/5/2022	41.79
Menards, Inc.	Repairs and Maint- Buildings	Building Management	General Fund	12/5/2022	13.70
Menards, Inc.	Repairs and Maint- Buildings	Building Management	General Fund	12/5/2022	1.49
Menards, Inc.	Repairs and Maint- Buildings	Building Management	General Fund	12/5/2022	32.15
Menards, Inc.	Repairs and Maint- Buildings	Building Management	General Fund	12/5/2022	165.87
Menards, Inc.	Repairs and Maint- Buildings	Building Management	General Fund	12/5/2022	39.52
Menards, Inc.	Repairs and Maint- Buildings	Building Management	General Fund	12/5/2022	22.41
Menards, Inc.	Repairs and Maint- Buildings	Building Management	General Fund	12/5/2022	145.98
Menards, Inc.	Repairs and Maint- Buildings	Building Management	General Fund	12/5/2022	45.92
Northern Safety and Industrial	Repairs and Maint- Buildings	Building Management	General Fund	12/19/2022	58.39
Northern Safety and Industrial	Repairs and Maint- Buildings	Building Management	General Fund	12/19/2022	4.95
Northern Safety and Industrial	Repairs and Maint- Buildings	Building Management	General Fund	12/19/2022	41.76
Northern Safety and Industrial	Repairs and Maint- Buildings	Building Management	General Fund	12/19/2022	548.55
Northern Safety and Industrial	Repairs and Maint- Buildings	Building Management	General Fund	12/19/2022	122.28
Northern Safety and Industrial	Repairs and Maint- Buildings	Building Management	General Fund	12/19/2022	73.37
Northern Safety and Industrial	Repairs and Maint- Buildings	Building Management	General Fund	12/19/2022	5.61
Northern Safety and Industrial	Repairs and Maint- Buildings	Building Management	General Fund	12/19/2022	227.98
Northern Safety and Industrial	Repairs and Maint- Buildings	Building Management	General Fund	12/19/2022	113.30
Northern Safety and Industrial	Repairs and Maint- Buildings	Building Management	General Fund	12/19/2022	127.76
Paddock Publications (Daily Herald)	Repairs and Maint- Buildings	Building Management	General Fund	12/19/2022	25.30
Sherwin Williams	Repairs and Maint- Buildings	Building Management	General Fund	12/19/2022	40.89
Grainger Inc	Repairs and Maint- Buildings	Building Management	General Fund	12/19/2022	350.35
Grainger Inc	Repairs and Maint- Buildings	Building Management	General Fund	12/19/2022	133.96
Grainger Inc	Repairs and Maint- Buildings	Building Management	General Fund	12/19/2022	5.97
Grainger Inc	Repairs and Maint- Buildings	Building Management	General Fund	12/19/2022	54.21
Grainger Inc	Repairs and Maint- Buildings	Building Management	General Fund	12/19/2022	1,611.54
Grainger Inc	Repairs and Maint- Buildings	Building Management	General Fund	12/19/2022	1,280.35
Grainger Inc	Repairs and Maint- Buildings	Building Management	General Fund	12/19/2022	122.41
Grainger Inc	Repairs and Maint- Buildings	Building Management	General Fund	12/19/2022	544.43
Grainger Inc	Repairs and Maint- Buildings	Building Management	General Fund	12/19/2022	24.42
Grainger Inc	Repairs and Maint- Buildings	Building Management	General Fund	12/19/2022	91.41
Grainger Inc	Repairs and Maint- Buildings	Building Management	General Fund	12/19/2022	24.67
Grainger Inc	Repairs and Maint- Buildings	Building Management	General Fund	12/19/2022	2.31
Grainger Inc	Repairs and Maint- Buildings	Building Management	General Fund	12/19/2022	8.17
Grainger Inc	Repairs and Maint- Buildings	Building Management	General Fund	12/19/2022	492.17
Grainger Inc	Repairs and Maint- Buildings	Building Management	General Fund	12/19/2022	63.52
Grainger Inc	Repairs and Maint- Buildings	Building Management	General Fund	12/19/2022	267.19

Grainger Inc	Repairs and Maint- Buildings	Building Management	General Fund	12/19/2022	320.61
Grainger Inc	Repairs and Maint- Buildings	Building Management	General Fund	12/19/2022	73.00
Grainger Inc	Repairs and Maint- Buildings	Building Management	General Fund	12/19/2022	322.74
Grainger Inc	Repairs and Maint- Buildings	Building Management	General Fund	12/19/2022	135.32
Grainger Inc	Repairs and Maint- Buildings	Building Management	General Fund	12/19/2022	106.33
Grainger Inc	Repairs and Maint- Buildings	Building Management	General Fund	12/19/2022	82.96
Grainger Inc	Repairs and Maint- Buildings	Building Management	General Fund	12/19/2022	28.51
Grainger Inc	Repairs and Maint- Buildings	Building Management	General Fund	12/19/2022	301.10
Grainger Inc	Repairs and Maint- Buildings	Building Management	General Fund	12/19/2022	335.70
ILLCO INC	Repairs and Maint- Buildings	Building Management	General Fund	12/19/2022	60.32
Toshiba America Business Solutions Inc	Repairs and Maint- Buildings	Building Management	General Fund	12/19/2022	65.68
Warehouse Direct, Inc.	Repairs and Maint- Buildings	Building Management	General Fund	12/19/2022	691.24
Matrix Holdings, LLC dba Terry Plumbing Co.	Repairs and Maint- Buildings	Building Management	General Fund	12/19/2022	424.75
Century Springs/Ove Water Services	Repairs and Maint- Buildings	Building Management	General Fund	12/19/2022	44.30
Ratliff Landscaping Inc	Repairs and Maint- Grounds	Building Management	General Fund	12/5/2022	1,000.00
Arends Hogan Walker, LLC (AHW LLC)	Repairs and Maint- Grounds	Building Management	General Fund	12/19/2022	552.98
Arends Hogan Walker, LLC (AHW LLC)	Repairs and Maint- Grounds	Building Management	General Fund	12/19/2022	1,471.13
TEC Distribution LLC dba Temperature Equipment Co.	Repairs and Maint- Equipment	Building Management	General Fund	12/5/2022	2,213.86
1 Source Mechanical, Inc.	Repairs and Maint- Equipment	Building Management	General Fund	12/19/2022	908.00
S & C Automotive Inc	Repairs and Maint- Vehicles	Building Management	General Fund	12/5/2022	1,113.23
S & C Automotive Inc	Repairs and Maint- Vehicles	Building Management	General Fund	12/19/2022	2,954.28
Fuller's Full Service Car Wash	Repairs and Maint- Vehicles	Building Management	General Fund	12/19/2022	33.00
Fuller's Full Service Car Wash	Repairs and Maint- Vehicles	Building Management	General Fund	12/19/2022	59.00
Rons Automotive Services Inc	Repairs and Maint- Vehicles	Building Management	General Fund	12/19/2022	175.96
Batavia Instant Print Inc	General Printing	Building Management	General Fund	12/5/2022	856.02
Batavia Instant Print Inc	General Printing	Building Management	General Fund	12/5/2022	2,761.86
Batavia Instant Print Inc	General Printing	Building Management	General Fund	12/5/2022	1,379.00
Batavia Instant Print Inc	General Printing	Building Management	General Fund	12/5/2022	351.24
Batavia Instant Print Inc	General Printing	Building Management	General Fund	12/19/2022	1,132.96
Batavia Instant Print Inc	General Printing	Building Management	General Fund	12/19/2022	211.00
Batavia Instant Print Inc	General Printing	Building Management	General Fund	12/19/2022	243.55
Batavia Instant Print Inc	General Printing	Building Management	General Fund	12/19/2022	60.00
City of Geneva	Operating Supplies	Building Management	General Fund	12/5/2022	190.46
City of Geneva	Utilities- Sewer	Building Management	General Fund	12/5/2022	13.92
City of Geneva	Utilities- Water	Building Management	General Fund	12/5/2022	147.01
City of Geneva	Utilities- Water	Building Management	General Fund	12/5/2022	437.36
City of Geneva	Utilities- Water	Building Management	General Fund	12/5/2022	21.40
City of Geneva	Utilities- Water	Building Management	General Fund	12/5/2022	312.93
Veritiv Operating Company	Printing Supplies	Building Management	General Fund	12/5/2022	1,904.00
Veritiv Operating Company	Printing Supplies	Building Management	General Fund	12/5/2022	3,808.00
Veritiv Operating Company	Printing Supplies	Building Management	General Fund	12/5/2022	33.00
Veritiv Operating Company	Printing Supplies	Building Management	General Fund	12/19/2022	3,808.00
Warehouse Direct, Inc.	Cleaning Supplies	Building Management	General Fund	12/19/2022	336.00
Warehouse Direct, Inc.	Cleaning Supplies	Building Management	General Fund	12/19/2022	1,923.31
Warehouse Direct, Inc.	Cleaning Supplies	Building Management	General Fund	12/19/2022	123.42
Northern Safety and Industrial	Uniform Supplies	Building Management	General Fund	12/19/2022	237.02
Northern Safety and Industrial	Uniform Supplies	Building Management	General Fund	12/19/2022	1,232.29
Nicor Gas	Utilities- Natural Gas	Building Management	General Fund	12/5/2022	310.87
Constellation NewEnergy-Gas Division, LLC	Utilities- Natural Gas	Building Management	General Fund	12/19/2022	4,385.66
City of Geneva	Utilities- Electric	Building Management	General Fund	12/5/2022	19.37
City of Geneva	Utilities- Electric	Building Management	General Fund	12/5/2022	10,063.87
Peterson Cleaning, Inc. (PCI Services, Inc.)	Janitorial Services	Building Management	General Fund	12/19/2022	4,550.24

Peterson Cleaning, Inc. (PCI Services, Inc.)	Janitorial Services	Building Management	General Fund	12/19/2022	6,184.43
Peterson Cleaning, Inc. (PCI Services, Inc.)	Janitorial Services	Building Management	General Fund	12/19/2022	345.25
Strategic Labor Solutions, Inc. dba SLS, Inc.	Janitorial Services	Building Management	General Fund	12/19/2022	1,130.00
Deactivated See VN 13798 M.A.C. Construction, Inc.	Repairs and Maintenance- Roads	Building Management	General Fund	12/19/2022	1,990.00
Phigenics, LLC	Repairs and Maint- Buildings	Building Management	General Fund	12/5/2022	100.00
Sheaffer & Roland, Inc.	Repairs and Maint- Buildings	Building Management	General Fund	12/5/2022	1,000.00
Trane US Inc dba Trane	Repairs and Maint- Buildings	Building Management	General Fund	12/5/2022	113.15
Wm F Meyer Co	Repairs and Maint- Buildings	Building Management	General Fund	12/5/2022	1,104.35
Grainger Inc	Repairs and Maint- Buildings	Building Management	General Fund	12/5/2022	68.16
Grainger Inc	Repairs and Maint- Buildings	Building Management	General Fund	12/5/2022	65.94
McMaster-Carr Supply Co	Repairs and Maint- Buildings	Building Management	General Fund	12/5/2022	1,336.48
Menards, Inc.	Repairs and Maint- Buildings	Building Management	General Fund	12/5/2022	21.46
Menards, Inc.	Repairs and Maint- Buildings	Building Management	General Fund	12/5/2022	23.99
Menards, Inc.	Repairs and Maint- Buildings	Building Management	General Fund	12/5/2022	65.97
Menards, Inc.	Repairs and Maint- Buildings	Building Management	General Fund	12/5/2022	14.97
Menards, Inc.	Repairs and Maint- Buildings	Building Management	General Fund	12/5/2022	21.69
Neuco Inc	Repairs and Maint- Buildings	Building Management	General Fund	12/5/2022	75.36
Neuco Inc	Repairs and Maint- Buildings	Building Management	General Fund	12/19/2022	370.50
Neuco Inc	Repairs and Maint- Buildings	Building Management	General Fund	12/19/2022	186.74
Northern Safety and Industrial	Repairs and Maint- Buildings	Building Management	General Fund	12/19/2022	58.40
Northern Safety and Industrial	Repairs and Maint- Buildings	Building Management	General Fund	12/19/2022	276.08
Northern Safety and Industrial	Repairs and Maint- Buildings	Building Management	General Fund	12/19/2022	572.64
Northern Safety and Industrial	Repairs and Maint- Buildings	Building Management	General Fund	12/19/2022	4.94
Northern Safety and Industrial	Repairs and Maint- Buildings	Building Management	General Fund	12/19/2022	41.76
Northern Safety and Industrial	Repairs and Maint- Buildings	Building Management	General Fund	12/19/2022	548.55
Northern Safety and Industrial	Repairs and Maint- Buildings	Building Management	General Fund	12/19/2022	689.24
Northern Safety and Industrial	Repairs and Maint- Buildings	Building Management	General Fund	12/19/2022	122.28
Northern Safety and Industrial	Repairs and Maint- Buildings	Building Management	General Fund	12/19/2022	73.37
Northern Safety and Industrial	Repairs and Maint- Buildings	Building Management	General Fund	12/19/2022	5.61
Northern Safety and Industrial	Repairs and Maint- Buildings	Building Management	General Fund	12/19/2022	29.35
Northern Safety and Industrial	Repairs and Maint- Buildings	Building Management	General Fund	12/19/2022	227.97
Northern Safety and Industrial	Repairs and Maint- Buildings	Building Management	General Fund	12/19/2022	113.31
Northern Safety and Industrial	Repairs and Maint- Buildings	Building Management	General Fund	12/19/2022	127.77
Grainger Inc	Repairs and Maint- Buildings	Building Management	General Fund	12/19/2022	539.03
Grainger Inc	Repairs and Maint- Buildings	Building Management	General Fund	12/19/2022	206.11
Grainger Inc	Repairs and Maint- Buildings	Building Management	General Fund	12/19/2022	9.16
Grainger Inc	Repairs and Maint- Buildings	Building Management	General Fund	12/19/2022	83.39
Grainger Inc	Repairs and Maint- Buildings	Building Management	General Fund	12/19/2022	2,479.30
Grainger Inc	Repairs and Maint- Buildings	Building Management	General Fund	12/19/2022	1,969.76
Grainger Inc	Repairs and Maint- Buildings	Building Management	General Fund	12/19/2022	188.34
Grainger Inc	Repairs and Maint- Buildings	Building Management	General Fund	12/19/2022	837.58
Grainger Inc	Repairs and Maint- Buildings	Building Management	General Fund	12/19/2022	37.56
Grainger Inc	Repairs and Maint- Buildings	Building Management	General Fund	12/19/2022	140.66
Grainger Inc	Repairs and Maint- Buildings	Building Management	General Fund	12/19/2022	37.97
Grainger Inc	Repairs and Maint- Buildings	Building Management	General Fund	12/19/2022	3.56
Grainger Inc	Repairs and Maint- Buildings	Building Management	General Fund	12/19/2022	12.54
Grainger Inc	Repairs and Maint- Buildings	Building Management	General Fund	12/19/2022	757.18
Grainger Inc	Repairs and Maint- Buildings	Building Management	General Fund	12/19/2022	97.72
Grainger Inc	Repairs and Maint- Buildings	Building Management	General Fund	12/19/2022	411.03
Grainger Inc	Repairs and Maint- Buildings	Building Management	General Fund	12/19/2022	493.24
Grainger Inc	Repairs and Maint- Buildings	Building Management	General Fund	12/19/2022	112.34
Grainger Inc	Repairs and Maint- Buildings	Building Management	General Fund	12/19/2022	496.51

Grainger Inc	Repairs and Maint- Buildings	Building Management	General Fund	12/19/2022	208.20
Grainger Inc	Repairs and Maint- Buildings	Building Management	General Fund	12/19/2022	163.61
Grainger Inc	Repairs and Maint- Buildings	Building Management	General Fund	12/19/2022	127.62
Grainger Inc	Repairs and Maint- Buildings	Building Management	General Fund	12/19/2022	43.85
Grainger Inc	Repairs and Maint- Buildings	Building Management	General Fund	12/19/2022	463.24
Grainger Inc	Repairs and Maint- Buildings	Building Management	General Fund	12/19/2022	516.45
ILSCO INC	Repairs and Maint- Buildings	Building Management	General Fund	12/19/2022	192.69
Lowe's	Repairs and Maint- Buildings	Building Management	General Fund	12/19/2022	2,039.99
Lowe's	Repairs and Maint- Buildings	Building Management	General Fund	12/19/2022	10.63
Sherwin Williams	Repairs and Maint- Buildings	Building Management	General Fund	12/19/2022	202.32
Sherwin Williams	Repairs and Maint- Buildings	Building Management	General Fund	12/19/2022	10.45
TEC Distribution LLC dba Temperature Equipment Co.	Repairs and Maint- Buildings	Building Management	General Fund	12/19/2022	181.96
Ratliff Landscaping Inc	Repairs and Maint- Grounds	Building Management	General Fund	12/19/2022	800.00
Ratliff Landscaping Inc	Repairs and Maint- Grounds	Building Management	General Fund	12/19/2022	2,800.00
Ratliff Landscaping Inc	Repairs and Maint- Grounds	Building Management	General Fund	12/19/2022	1,500.00
Neuco Inc	Repairs and Maint- Equipment	Building Management	General Fund	12/19/2022	1,399.68
City of St. Charles	Utilities- Sewer	Building Management	General Fund	12/5/2022	3,214.03
City of St. Charles	Utilities- Water	Building Management	General Fund	12/5/2022	2,412.85
Grainger Inc	Cleaning Supplies	Building Management	General Fund	12/19/2022	152.25
Warehouse Direct, Inc.	Cleaning Supplies	Building Management	General Fund	12/19/2022	1,350.98
Constellation NewEnergy-Gas Division, LLC	Utilities- Natural Gas	Building Management	General Fund	12/19/2022	4,085.35
City of Geneva	Utilities- Electric	Building Management	General Fund	12/5/2022	454.02
Constellation NewEnergy Inc.	Utilities- Electric	Building Management	General Fund	12/19/2022	13,271.70
Peterson Cleaning, Inc. (PCI Services, Inc.)	Janitorial Services	Building Management	General Fund	12/5/2022	2,124.54
Peterson Cleaning, Inc. (PCI Services, Inc.)	Janitorial Services	Building Management	General Fund	12/5/2022	6,124.51
Strategic Labor Solutions, Inc. dba SLS, Inc.	Janitorial Services	Building Management	General Fund	12/5/2022	1,130.00
Strategic Labor Solutions, Inc. dba SLS, Inc.	Janitorial Services	Building Management	General Fund	12/5/2022	678.00
Strategic Labor Solutions, Inc. dba SLS, Inc.	Janitorial Services	Building Management	General Fund	12/5/2022	904.00
Peterson Cleaning, Inc. (PCI Services, Inc.)	Janitorial Services	Building Management	General Fund	12/19/2022	3,466.99
Peterson Cleaning, Inc. (PCI Services, Inc.)	Janitorial Services	Building Management	General Fund	12/19/2022	4,423.18
Peterson Cleaning, Inc. (PCI Services, Inc.)	Janitorial Services	Building Management	General Fund	12/19/2022	1,800.00
Deactivated See VN 13798 M.A.C. Construction, Inc.	Repairs and Maintenance- Roads	Building Management	General Fund	12/19/2022	795.00
Lowe's	Repairs and Maint- Buildings	Building Management	General Fund	12/5/2022	50.27
Lowe's	Repairs and Maint- Buildings	Building Management	General Fund	12/5/2022	14.12
Menards, Inc.	Repairs and Maint- Buildings	Building Management	General Fund	12/5/2022	12.34
Menards, Inc.	Repairs and Maint- Buildings	Building Management	General Fund	12/5/2022	22.24
Menards, Inc.	Repairs and Maint- Buildings	Building Management	General Fund	12/5/2022	54.96
Menards, Inc.	Repairs and Maint- Buildings	Building Management	General Fund	12/5/2022	35.98
Menards, Inc.	Repairs and Maint- Buildings	Building Management	General Fund	12/5/2022	43.98
Phigenics, LLC	Repairs and Maint- Buildings	Building Management	General Fund	12/5/2022	1,160.00
Phigenics, LLC	Repairs and Maint- Buildings	Building Management	General Fund	12/5/2022	1,400.00
Sherwin Williams	Repairs and Maint- Buildings	Building Management	General Fund	12/5/2022	15.88
Trane US Inc dba Trane	Repairs and Maint- Buildings	Building Management	General Fund	12/19/2022	33.24
Phigenics, LLC	Repairs and Maint- Buildings	Building Management	General Fund	12/19/2022	60.00
Phigenics, LLC	Repairs and Maint- Buildings	Building Management	General Fund	12/19/2022	1,400.00
Northern Safety and Industrial	Repairs and Maint- Buildings	Building Management	General Fund	12/19/2022	87.60
Northern Safety and Industrial	Repairs and Maint- Buildings	Building Management	General Fund	12/19/2022	7.41
Northern Safety and Industrial	Repairs and Maint- Buildings	Building Management	General Fund	12/19/2022	62.64
Northern Safety and Industrial	Repairs and Maint- Buildings	Building Management	General Fund	12/19/2022	822.83
Northern Safety and Industrial	Repairs and Maint- Buildings	Building Management	General Fund	12/19/2022	183.42
Northern Safety and Industrial	Repairs and Maint- Buildings	Building Management	General Fund	12/19/2022	110.05
Northern Safety and Industrial	Repairs and Maint- Buildings	Building Management	General Fund	12/19/2022	8.42

Northern Safety and Industrial	Repairs and Maint- Buildings	Building Management	General Fund	12/19/2022	341.96
Northern Safety and Industrial	Repairs and Maint- Buildings	Building Management	General Fund	12/19/2022	169.97
Northern Safety and Industrial	Repairs and Maint- Buildings	Building Management	General Fund	12/19/2022	191.65
Lowes	Repairs and Maint- Buildings	Building Management	General Fund	12/19/2022	2,034.99
Lowes	Repairs and Maint- Buildings	Building Management	General Fund	12/19/2022	1,919.00
Grainger Inc	Repairs and Maint- Buildings	Building Management	General Fund	12/19/2022	539.03
Grainger Inc	Repairs and Maint- Buildings	Building Management	General Fund	12/19/2022	206.11
Grainger Inc	Repairs and Maint- Buildings	Building Management	General Fund	12/19/2022	9.16
Grainger Inc	Repairs and Maint- Buildings	Building Management	General Fund	12/19/2022	83.39
Grainger Inc	Repairs and Maint- Buildings	Building Management	General Fund	12/19/2022	2,479.30
Grainger Inc	Repairs and Maint- Buildings	Building Management	General Fund	12/19/2022	1,969.76
Grainger Inc	Repairs and Maint- Buildings	Building Management	General Fund	12/19/2022	188.34
Grainger Inc	Repairs and Maint- Buildings	Building Management	General Fund	12/19/2022	837.58
Grainger Inc	Repairs and Maint- Buildings	Building Management	General Fund	12/19/2022	37.56
Grainger Inc	Repairs and Maint- Buildings	Building Management	General Fund	12/19/2022	140.66
Grainger Inc	Repairs and Maint- Buildings	Building Management	General Fund	12/19/2022	37.97
Grainger Inc	Repairs and Maint- Buildings	Building Management	General Fund	12/19/2022	3.56
Grainger Inc	Repairs and Maint- Buildings	Building Management	General Fund	12/19/2022	12.54
Grainger Inc	Repairs and Maint- Buildings	Building Management	General Fund	12/19/2022	757.18
Grainger Inc	Repairs and Maint- Buildings	Building Management	General Fund	12/19/2022	97.72
Grainger Inc	Repairs and Maint- Buildings	Building Management	General Fund	12/19/2022	411.03
Grainger Inc	Repairs and Maint- Buildings	Building Management	General Fund	12/19/2022	493.24
Grainger Inc	Repairs and Maint- Buildings	Building Management	General Fund	12/19/2022	112.34
Grainger Inc	Repairs and Maint- Buildings	Building Management	General Fund	12/19/2022	496.51
Grainger Inc	Repairs and Maint- Buildings	Building Management	General Fund	12/19/2022	208.20
Grainger Inc	Repairs and Maint- Buildings	Building Management	General Fund	12/19/2022	163.61
Grainger Inc	Repairs and Maint- Buildings	Building Management	General Fund	12/19/2022	127.62
Grainger Inc	Repairs and Maint- Buildings	Building Management	General Fund	12/19/2022	43.85
Grainger Inc	Repairs and Maint- Buildings	Building Management	General Fund	12/19/2022	463.24
Grainger Inc	Repairs and Maint- Buildings	Building Management	General Fund	12/19/2022	516.45
Grainger Inc	Repairs and Maint- Buildings	Building Management	General Fund	12/19/2022	126.89
ILLCO INC	Repairs and Maint- Buildings	Building Management	General Fund	12/19/2022	3,584.32
Ratliff Landscaping Inc	Repairs and Maint- Grounds	Building Management	General Fund	12/5/2022	1,320.00
Chicago Hollow Metal, Inc. (The Door Doctors)	Repairs and Maint- Equipment	Building Management	General Fund	12/5/2022	2,475.00
Matrix Holdings, LLC dba Terry Plumbing Co.	Repairs and Maint- Equipment	Building Management	General Fund	12/5/2022	5,257.74
Neuco Inc	Repairs and Maint- Equipment	Building Management	General Fund	12/5/2022	487.00
Black Gold Septic Inc	Grease Trap- Septic Services	Building Management	General Fund	12/19/2022	235.00
Fifth Third Bank	Cleaning Supplies	Building Management	General Fund	12/5/2022	213.40
Constellation NewEnergy-Gas Division, LLC	Utilities- Natural Gas	Building Management	General Fund	12/19/2022	4,000.44
Constellation NewEnergy Inc.	Utilities- Electric	Building Management	General Fund	12/19/2022	3,395.09
Peterson Cleaning, Inc. (PCI Services, Inc.)	Janitorial Services	Building Management	General Fund	12/5/2022	4,826.75
Peterson Cleaning, Inc. (PCI Services, Inc.)	Janitorial Services	Building Management	General Fund	12/19/2022	5,140.00
Peterson Cleaning, Inc. (PCI Services, Inc.)	Janitorial Services	Building Management	General Fund	12/19/2022	5,019.75
Deactivated See VN 13798 M.A.C. Construction, Inc.	Repairs and Maintenance- Roads	Building Management	General Fund	12/19/2022	1,290.00
Chicago Hollow Metal, Inc. (The Door Doctors)	Repairs and Maint- Buildings	Building Management	General Fund	12/5/2022	6,240.00
Grainger Inc	Repairs and Maint- Buildings	Building Management	General Fund	12/5/2022	180.85
Grainger Inc	Repairs and Maint- Buildings	Building Management	General Fund	12/5/2022	12.72
Grainger Inc	Repairs and Maint- Buildings	Building Management	General Fund	12/5/2022	232.21
Lowes	Repairs and Maint- Buildings	Building Management	General Fund	12/5/2022	18.28
Lowes	Repairs and Maint- Buildings	Building Management	General Fund	12/5/2022	759.99
Lowes	Repairs and Maint- Buildings	Building Management	General Fund	12/5/2022	26.53
Menards, Inc.	Repairs and Maint- Buildings	Building Management	General Fund	12/5/2022	453.91

Trane US Inc dba Trane	Repairs and Maint- Buildings	Building Management	General Fund	12/5/2022	281.93
Grainger Inc	Repairs and Maint- Buildings	Building Management	General Fund	12/19/2022	73.18
Alarm Detection Systems, Inc.	Repairs and Maint- Buildings	Building Management	General Fund	12/19/2022	723.87
City of St. Charles	Utilities- Sewer	Building Management	General Fund	12/5/2022	151.36
City of St. Charles	Utilities- Water	Building Management	General Fund	12/5/2022	134.92
Warehouse Direct, Inc.	Cleaning Supplies	Building Management	General Fund	12/19/2022	297.78
Warehouse Direct, Inc.	Cleaning Supplies	Building Management	General Fund	12/19/2022	458.52
Constellation NewEnergy-Gas Division, LLC	Utilities- Natural Gas	Building Management	General Fund	12/19/2022	1,424.71
City of St. Charles	Utilities- Electric	Building Management	General Fund	12/5/2022	8,497.34
City of St. Charles	Utilities- Electric	Building Management	General Fund	12/5/2022	62.66
City of Geneva	Utilities- Electric	Building Management	General Fund	12/19/2022	4.71
Peterson Cleaning, Inc. (PCI Services, Inc.)	Janitorial Services	Building Management	General Fund	12/5/2022	1,127.00
Peterson Cleaning, Inc. (PCI Services, Inc.)	Janitorial Services	Building Management	General Fund	12/19/2022	1,308.25
Peterson Cleaning, Inc. (PCI Services, Inc.)	Janitorial Services	Building Management	General Fund	12/19/2022	1,262.25
Deactivated See VN 13798 M.A.C. Construction, Inc.	Repairs and Maintenance- Roads	Building Management	General Fund	12/19/2022	825.00
Deactivated See VN 13798 M.A.C. Construction, Inc.	Repairs and Maintenance- Roads	Building Management	General Fund	12/19/2022	825.00
Menards, Inc.	Repairs and Maint- Buildings	Building Management	General Fund	12/5/2022	64.96
Menards, Inc.	Repairs and Maint- Buildings	Building Management	General Fund	12/5/2022	50.68
Menards, Inc.	Repairs and Maint- Buildings	Building Management	General Fund	12/5/2022	252.42
Menards, Inc.	Repairs and Maint- Buildings	Building Management	General Fund	12/5/2022	9.76
Menards, Inc.	Repairs and Maint- Buildings	Building Management	General Fund	12/5/2022	19.98
Menards, Inc.	Repairs and Maint- Buildings	Building Management	General Fund	12/5/2022	75.80
Menards, Inc.	Repairs and Maint- Buildings	Building Management	General Fund	12/5/2022	11.98
Menards, Inc.	Repairs and Maint- Buildings	Building Management	General Fund	12/5/2022	19.46
Urban Elevator Service LLC	Repairs and Maint- Buildings	Building Management	General Fund	12/19/2022	223.77
Illini Power Products	Repairs and Maint- Buildings	Building Management	General Fund	12/19/2022	567.00
Matrix Holdings, LLC dba Terry Plumbing Co.	Repairs and Maint- Buildings	Building Management	General Fund	12/19/2022	817.22
City of Geneva	Utilities- Sewer	Building Management	General Fund	12/5/2022	9.46
City of Geneva	Utilities- Sewer	Building Management	General Fund	12/5/2022	81.68
City of Aurora	Utilities- Water	Building Management	General Fund	12/5/2022	190.60
Nicor Gas	Utilities- Natural Gas	Building Management	General Fund	12/5/2022	496.04
Nicor Gas	Utilities- Natural Gas	Building Management	General Fund	12/19/2022	111.80
Nicor Gas	Utilities- Natural Gas	Building Management	General Fund	12/19/2022	312.40
City of Aurora	Utilities- Electric	Building Management	General Fund	12/5/2022	330.60
City of Geneva	Utilities- Electric	Building Management	General Fund	12/5/2022	8.13
Constellation NewEnergy Inc.	Utilities- Electric	Building Management	General Fund	12/19/2022	996.78
Peterson Cleaning, Inc. (PCI Services, Inc.)	Janitorial Services	Building Management	General Fund	12/5/2022	4,334.25
Peterson Cleaning, Inc. (PCI Services, Inc.)	Janitorial Services	Building Management	General Fund	12/19/2022	4,785.75
Peterson Cleaning, Inc. (PCI Services, Inc.)	Janitorial Services	Building Management	General Fund	12/19/2022	3,784.00
Deactivated See VN 13798 M.A.C. Construction, Inc.	Repairs and Maintenance- Roads	Building Management	General Fund	12/19/2022	2,865.00
ILLCO INC	Repairs and Maint- Buildings	Building Management	General Fund	12/5/2022	87.34
ILLCO INC	Repairs and Maint- Buildings	Building Management	General Fund	12/5/2022	2,087.04
Lowe's	Repairs and Maint- Buildings	Building Management	General Fund	12/5/2022	6.40
Lowe's	Repairs and Maint- Buildings	Building Management	General Fund	12/5/2022	123.46
Menards, Inc.	Repairs and Maint- Buildings	Building Management	General Fund	12/5/2022	105.50
Menards, Inc.	Repairs and Maint- Buildings	Building Management	General Fund	12/5/2022	209.90
Menards, Inc.	Repairs and Maint- Buildings	Building Management	General Fund	12/5/2022	109.75
Menards, Inc.	Repairs and Maint- Buildings	Building Management	General Fund	12/5/2022	5.99
Menards, Inc.	Repairs and Maint- Buildings	Building Management	General Fund	12/5/2022	105.04
Menards, Inc.	Repairs and Maint- Buildings	Building Management	General Fund	12/5/2022	31.09
Murphy Family Movers	Repairs and Maint- Buildings	Building Management	General Fund	12/5/2022	1,590.00
Sherwin Williams	Repairs and Maint- Buildings	Building Management	General Fund	12/5/2022	44.98

Steiner Electric Co Inc	Repairs and Maint- Buildings	Building Management	General Fund	12/19/2022	446.96
Grainger Inc	Repairs and Maint- Buildings	Building Management	General Fund	12/19/2022	350.37
Grainger Inc	Repairs and Maint- Buildings	Building Management	General Fund	12/19/2022	133.97
Grainger Inc	Repairs and Maint- Buildings	Building Management	General Fund	12/19/2022	5.96
Grainger Inc	Repairs and Maint- Buildings	Building Management	General Fund	12/19/2022	54.20
Grainger Inc	Repairs and Maint- Buildings	Building Management	General Fund	12/19/2022	1,611.54
Grainger Inc	Repairs and Maint- Buildings	Building Management	General Fund	12/19/2022	1,280.34
Grainger Inc	Repairs and Maint- Buildings	Building Management	General Fund	12/19/2022	122.42
Grainger Inc	Repairs and Maint- Buildings	Building Management	General Fund	12/19/2022	544.43
Grainger Inc	Repairs and Maint- Buildings	Building Management	General Fund	12/19/2022	24.41
Grainger Inc	Repairs and Maint- Buildings	Building Management	General Fund	12/19/2022	91.43
Grainger Inc	Repairs and Maint- Buildings	Building Management	General Fund	12/19/2022	24.68
Grainger Inc	Repairs and Maint- Buildings	Building Management	General Fund	12/19/2022	2.31
Grainger Inc	Repairs and Maint- Buildings	Building Management	General Fund	12/19/2022	8.15
Grainger Inc	Repairs and Maint- Buildings	Building Management	General Fund	12/19/2022	492.17
Grainger Inc	Repairs and Maint- Buildings	Building Management	General Fund	12/19/2022	63.52
Grainger Inc	Repairs and Maint- Buildings	Building Management	General Fund	12/19/2022	267.17
Grainger Inc	Repairs and Maint- Buildings	Building Management	General Fund	12/19/2022	320.61
Grainger Inc	Repairs and Maint- Buildings	Building Management	General Fund	12/19/2022	73.02
Grainger Inc	Repairs and Maint- Buildings	Building Management	General Fund	12/19/2022	322.73
Grainger Inc	Repairs and Maint- Buildings	Building Management	General Fund	12/19/2022	135.33
Grainger Inc	Repairs and Maint- Buildings	Building Management	General Fund	12/19/2022	106.35
Grainger Inc	Repairs and Maint- Buildings	Building Management	General Fund	12/19/2022	82.95
Grainger Inc	Repairs and Maint- Buildings	Building Management	General Fund	12/19/2022	28.51
Grainger Inc	Repairs and Maint- Buildings	Building Management	General Fund	12/19/2022	301.10
Grainger Inc	Repairs and Maint- Buildings	Building Management	General Fund	12/19/2022	335.70
Matrix Holdings, LLC dba Terry Plumbing Co.	Repairs and Maint- Buildings	Building Management	General Fund	12/19/2022	1,149.15
1 Source Mechanical, Inc.	Repairs and Maint- Equipment	Building Management	General Fund	12/19/2022	7,238.00
City of Geneva	Utilities- Sewer	Building Management	General Fund	12/5/2022	438.47
City of Geneva	Utilities- Sewer	Building Management	General Fund	12/5/2022	41.19
City of Geneva	Utilities- Sewer	Building Management	General Fund	12/5/2022	182.90
City of Geneva	Utilities- Sewer	Building Management	General Fund	12/19/2022	150.94
City of Geneva	Utilities- Sewer	Building Management	General Fund	12/19/2022	45.70
City of Geneva	Utilities- Sewer	Building Management	General Fund	12/19/2022	9.46
City of Geneva	Utilities- Sewer	Building Management	General Fund	12/19/2022	9.46
City of Geneva	Utilities- Water	Building Management	General Fund	12/5/2022	14.54
City of Geneva	Utilities- Water	Building Management	General Fund	12/5/2022	297.46
City of Geneva	Utilities- Water	Building Management	General Fund	12/5/2022	71.15
City of Geneva	Utilities- Water	Building Management	General Fund	12/5/2022	312.78
City of Geneva	Utilities- Water	Building Management	General Fund	12/19/2022	246.25
City of Geneva	Utilities- Water	Building Management	General Fund	12/19/2022	79.39
City of Geneva	Utilities- Water	Building Management	General Fund	12/19/2022	14.54
City of Geneva	Utilities- Water	Building Management	General Fund	12/19/2022	14.54
Warehouse Direct, Inc.	Cleaning Supplies	Building Management	General Fund	12/19/2022	312.21
Nicor Gas	Utilities- Natural Gas	Building Management	General Fund	12/5/2022	198.50
Constellation NewEnergy-Gas Division, LLC	Utilities- Natural Gas	Building Management	General Fund	12/19/2022	3,242.39
City of Geneva	Utilities- Electric	Building Management	General Fund	12/5/2022	134.31
City of Geneva	Utilities- Electric	Building Management	General Fund	12/5/2022	4,974.43
City of Geneva	Utilities- Electric	Building Management	General Fund	12/5/2022	33.15
City of Geneva	Utilities- Electric	Building Management	General Fund	12/5/2022	239.73
City of Geneva	Utilities- Electric	Building Management	General Fund	12/19/2022	4,338.89
City of Geneva	Utilities- Electric	Building Management	General Fund	12/19/2022	481.74

City of Geneva	Utilities- Electric	Building Management	General Fund	12/19/2022	142.32
City of Geneva	Utilities- Electric	Building Management	General Fund	12/19/2022	83.95
Midwest Salt LLC	Disposal and Water Softener Srvs	Building Management	General Fund	12/5/2022	3,754.80
Peterson Cleaning, Inc. (PCI Services, Inc.)	Janitorial Services	Building Management	General Fund	12/5/2022	3,806.39
Peterson Cleaning, Inc. (PCI Services, Inc.)	Janitorial Services	Building Management	General Fund	12/19/2022	1,075.71
Peterson Cleaning, Inc. (PCI Services, Inc.)	Janitorial Services	Building Management	General Fund	12/19/2022	3,748.10
Deactivated See VN 13798 M.A.C. Construction, Inc.	Repairs and Maintenance- Roads	Building Management	General Fund	12/19/2022	1,230.00
Kellenberger Electric, Inc	Repairs and Maint- Buildings	Building Management	General Fund	12/5/2022	420.00
Royal Pipe & Supply Co	Repairs and Maint- Buildings	Building Management	General Fund	12/5/2022	272.92
Urban Elevator Service LLC	Repairs and Maint- Buildings	Building Management	General Fund	12/5/2022	223.77
Phigenics, LLC	Repairs and Maint- Buildings	Building Management	General Fund	12/5/2022	1,160.00
Phigenics, LLC	Repairs and Maint- Buildings	Building Management	General Fund	12/5/2022	1,400.00
Menards, Inc.	Repairs and Maint- Buildings	Building Management	General Fund	12/5/2022	30.93
Menards, Inc.	Repairs and Maint- Buildings	Building Management	General Fund	12/5/2022	6.56
Menards, Inc.	Repairs and Maint- Buildings	Building Management	General Fund	12/5/2022	191.58
Menards, Inc.	Repairs and Maint- Buildings	Building Management	General Fund	12/5/2022	68.69
Menards, Inc.	Repairs and Maint- Buildings	Building Management	General Fund	12/5/2022	114.94
Menards, Inc.	Repairs and Maint- Buildings	Building Management	General Fund	12/5/2022	74.34
Menards, Inc.	Repairs and Maint- Buildings	Building Management	General Fund	12/5/2022	164.13
A & G Glass & Mirror Inc	Repairs and Maint- Buildings	Building Management	General Fund	12/5/2022	3,300.00
Anchor Mechanical, Inc.	Repairs and Maint- Buildings	Building Management	General Fund	12/5/2022	1,650.00
Cornerstone Detention Products Inc	Repairs and Maint- Buildings	Building Management	General Fund	12/5/2022	4,188.54
Grainger Inc	Repairs and Maint- Buildings	Building Management	General Fund	12/19/2022	539.03
Grainger Inc	Repairs and Maint- Buildings	Building Management	General Fund	12/19/2022	206.11
Grainger Inc	Repairs and Maint- Buildings	Building Management	General Fund	12/19/2022	9.16
Grainger Inc	Repairs and Maint- Buildings	Building Management	General Fund	12/19/2022	83.39
Grainger Inc	Repairs and Maint- Buildings	Building Management	General Fund	12/19/2022	2,479.30
Grainger Inc	Repairs and Maint- Buildings	Building Management	General Fund	12/19/2022	1,969.76
Grainger Inc	Repairs and Maint- Buildings	Building Management	General Fund	12/19/2022	188.34
Grainger Inc	Repairs and Maint- Buildings	Building Management	General Fund	12/19/2022	837.58
Grainger Inc	Repairs and Maint- Buildings	Building Management	General Fund	12/19/2022	37.56
Grainger Inc	Repairs and Maint- Buildings	Building Management	General Fund	12/19/2022	140.66
Grainger Inc	Repairs and Maint- Buildings	Building Management	General Fund	12/19/2022	37.97
Grainger Inc	Repairs and Maint- Buildings	Building Management	General Fund	12/19/2022	3.56
Grainger Inc	Repairs and Maint- Buildings	Building Management	General Fund	12/19/2022	12.54
Grainger Inc	Repairs and Maint- Buildings	Building Management	General Fund	12/19/2022	757.18
Grainger Inc	Repairs and Maint- Buildings	Building Management	General Fund	12/19/2022	97.72
Grainger Inc	Repairs and Maint- Buildings	Building Management	General Fund	12/19/2022	411.03
Grainger Inc	Repairs and Maint- Buildings	Building Management	General Fund	12/19/2022	493.24
Grainger Inc	Repairs and Maint- Buildings	Building Management	General Fund	12/19/2022	112.34
Grainger Inc	Repairs and Maint- Buildings	Building Management	General Fund	12/19/2022	496.51
Grainger Inc	Repairs and Maint- Buildings	Building Management	General Fund	12/19/2022	208.20
Grainger Inc	Repairs and Maint- Buildings	Building Management	General Fund	12/19/2022	163.61
Grainger Inc	Repairs and Maint- Buildings	Building Management	General Fund	12/19/2022	127.62
Grainger Inc	Repairs and Maint- Buildings	Building Management	General Fund	12/19/2022	43.85
Grainger Inc	Repairs and Maint- Buildings	Building Management	General Fund	12/19/2022	463.24
Grainger Inc	Repairs and Maint- Buildings	Building Management	General Fund	12/19/2022	144.60
Grainger Inc	Repairs and Maint- Buildings	Building Management	General Fund	12/19/2022	516.45
Johnson Ctl US Hldg LLC dba Johnson Ctl Fire Prot	Repairs and Maint- Buildings	Building Management	General Fund	12/19/2022	1,263.00
1 Source Mechanical, Inc.	Repairs and Maint- Buildings	Building Management	General Fund	12/19/2022	635.40
NAPA Auto Parts - St. Charles	Repairs and Maint- Buildings	Building Management	General Fund	12/19/2022	301.99
NAPA Auto Parts - St. Charles	Repairs and Maint- Buildings	Building Management	General Fund	12/19/2022	211.49

Neuco Inc	Repairs and Maint- Buildings	Building Management	General Fund	12/19/2022	405.76
Northern Safety and Industrial	Repairs and Maint- Buildings	Building Management	General Fund	12/19/2022	87.60
Northern Safety and Industrial	Repairs and Maint- Buildings	Building Management	General Fund	12/19/2022	7.41
Northern Safety and Industrial	Repairs and Maint- Buildings	Building Management	General Fund	12/19/2022	62.64
Northern Safety and Industrial	Repairs and Maint- Buildings	Building Management	General Fund	12/19/2022	822.83
Northern Safety and Industrial	Repairs and Maint- Buildings	Building Management	General Fund	12/19/2022	183.42
Northern Safety and Industrial	Repairs and Maint- Buildings	Building Management	General Fund	12/19/2022	110.05
Northern Safety and Industrial	Repairs and Maint- Buildings	Building Management	General Fund	12/19/2022	8.42
Northern Safety and Industrial	Repairs and Maint- Buildings	Building Management	General Fund	12/19/2022	341.96
Northern Safety and Industrial	Repairs and Maint- Buildings	Building Management	General Fund	12/19/2022	169.97
Northern Safety and Industrial	Repairs and Maint- Buildings	Building Management	General Fund	12/19/2022	191.65
Phigenics, LLC	Repairs and Maint- Buildings	Building Management	General Fund	12/19/2022	160.00
Phigenics, LLC	Repairs and Maint- Buildings	Building Management	General Fund	12/19/2022	1,400.00
Phigenics, LLC	Repairs and Maint- Buildings	Building Management	General Fund	12/19/2022	340.00
Ramrod Distribution, Inc. dba Ramrod Distributors	Repairs and Maint- Buildings	Building Management	General Fund	12/19/2022	512.15
Key Construction Group, Inc.	Repairs and Maint- Buildings	Building Management	General Fund	12/19/2022	385.23
Key Construction Group, Inc.	Repairs and Maint- Buildings	Building Management	General Fund	12/19/2022	883.67
Anchor Mechanical, Inc.	Repairs and Maint- Equipment	Building Management	General Fund	12/5/2022	11,829.11
Anchor Mechanical, Inc.	Repairs and Maint- Equipment	Building Management	General Fund	12/5/2022	403.39
Anchor Mechanical, Inc.	Repairs and Maint- Equipment	Building Management	General Fund	12/5/2022	23,800.00
Apex Industrial Automation LLC	Repairs and Maint- Equipment	Building Management	General Fund	12/5/2022	161.07
Chicago Hollow Metal, Inc. (The Door Doctors)	Repairs and Maint- Equipment	Building Management	General Fund	12/5/2022	1,075.97
Key Construction Group, Inc.	Repairs and Maint- Equipment	Building Management	General Fund	12/19/2022	2,945.00
Key Construction Group, Inc.	Repairs and Maint- Equipment	Building Management	General Fund	12/19/2022	720.32
1 Source Mechanical, Inc.	Repairs and Maint- Equipment	Building Management	General Fund	12/19/2022	1,056.50
Black Gold Septic Inc	Grease Trap- Septic Services	Building Management	General Fund	12/19/2022	485.00
City of St. Charles	Utilities- Sewer	Building Management	General Fund	12/5/2022	8,924.43
City of St. Charles	Utilities- Water	Building Management	General Fund	12/5/2022	6,688.30
Warehouse Direct, Inc.	Cleaning Supplies	Building Management	General Fund	12/19/2022	402.54
Warehouse Direct, Inc.	Cleaning Supplies	Building Management	General Fund	12/19/2022	646.19
Constellation NewEnergy-Gas Division, LLC	Utilities- Natural Gas	Building Management	General Fund	12/19/2022	4,997.98
City of Geneva	Utilities- Electric	Building Management	General Fund	12/5/2022	54.19
City of Geneva	Utilities- Electric	Building Management	General Fund	12/5/2022	30.58
Constellation NewEnergy Inc.	Utilities- Electric	Building Management	General Fund	12/19/2022	14,197.64
Batavia Enterprises, Inc	Building Lease	Building Management	General Fund	12/19/2022	13,159.31
Peterson Cleaning, Inc. (PCI Services, Inc.)	Janitorial Services	Building Management	General Fund	12/5/2022	1,467.50
Peterson Cleaning, Inc. (PCI Services, Inc.)	Janitorial Services	Building Management	General Fund	12/19/2022	1,561.75
Peterson Cleaning, Inc. (PCI Services, Inc.)	Janitorial Services	Building Management	General Fund	12/19/2022	1,530.75
Arends Hogan Walker, LLC (AHW LLC)	Repairs and Maintenance- Roads	Building Management	General Fund	12/5/2022	1,164.94
Rondo Enterprises, Inc.	Repairs and Maintenance- Roads	Building Management	General Fund	12/5/2022	423.09
Deactivated See VN 13798 M.A.C. Construction, Inc.	Repairs and Maintenance- Roads	Building Management	General Fund	12/19/2022	750.00
Century Springs/Ove Water Services	Repairs and Maint- Buildings	Building Management	General Fund	12/5/2022	76.33
Fifth Third Bank	Repairs and Maint- Buildings	Building Management	General Fund	12/5/2022	1,248.17
Lowe's	Repairs and Maint- Buildings	Building Management	General Fund	12/5/2022	5.21
Lowe's	Repairs and Maint- Buildings	Building Management	General Fund	12/5/2022	250.57
Lowe's	Repairs and Maint- Buildings	Building Management	General Fund	12/5/2022	7.57
Lowe's	Repairs and Maint- Buildings	Building Management	General Fund	12/5/2022	100.93
McMaster-Carr Supply Co	Repairs and Maint- Buildings	Building Management	General Fund	12/5/2022	405.58
Menards, Inc.	Repairs and Maint- Buildings	Building Management	General Fund	12/5/2022	41.28
Menards, Inc.	Repairs and Maint- Buildings	Building Management	General Fund	12/5/2022	10.49
Menards, Inc.	Repairs and Maint- Buildings	Building Management	General Fund	12/5/2022	26.28
Menards, Inc.	Repairs and Maint- Buildings	Building Management	General Fund	12/5/2022	354.42

Menards, Inc.	Repairs and Maint- Buildings	Building Management	General Fund	12/5/2022	52.43
Menards, Inc.	Repairs and Maint- Buildings	Building Management	General Fund	12/5/2022	33.96
NAPA Auto Parts - St. Charles	Repairs and Maint- Buildings	Building Management	General Fund	12/19/2022	193.99
Northern Safety and Industrial	Repairs and Maint- Buildings	Building Management	General Fund	12/19/2022	105.68
Northern Safety and Industrial	Repairs and Maint- Buildings	Building Management	General Fund	12/19/2022	70.76
Northern Safety and Industrial	Repairs and Maint- Buildings	Building Management	General Fund	12/19/2022	153.18
Northern Safety and Industrial	Repairs and Maint- Buildings	Building Management	General Fund	12/19/2022	404.10
Northern Safety and Industrial	Repairs and Maint- Buildings	Building Management	General Fund	12/19/2022	434.15
Northern Safety and Industrial	Repairs and Maint- Buildings	Building Management	General Fund	12/19/2022	672.16
Northern Safety and Industrial	Repairs and Maint- Buildings	Building Management	General Fund	12/19/2022	437.28
Northern Safety and Industrial	Repairs and Maint- Buildings	Building Management	General Fund	12/19/2022	223.44
Northern Safety and Industrial	Repairs and Maint- Buildings	Building Management	General Fund	12/19/2022	1,584.61
Northern Safety and Industrial	Repairs and Maint- Buildings	Building Management	General Fund	12/19/2022	1,392.97
Northern Safety and Industrial	Repairs and Maint- Buildings	Building Management	General Fund	12/19/2022	869.62
Warehouse Direct, Inc.	Repairs and Maint- Buildings	Building Management	General Fund	12/19/2022	35.72
Warehouse Direct, Inc.	Repairs and Maint- Buildings	Building Management	General Fund	12/19/2022	62.40
Warehouse Direct, Inc.	Repairs and Maint- Buildings	Building Management	General Fund	12/19/2022	177.16
Warehouse Direct, Inc.	Repairs and Maint- Buildings	Building Management	General Fund	12/19/2022	130.00
Grainger Inc	Repairs and Maint- Buildings	Building Management	General Fund	12/19/2022	377.32
Grainger Inc	Repairs and Maint- Buildings	Building Management	General Fund	12/19/2022	144.28
Grainger Inc	Repairs and Maint- Buildings	Building Management	General Fund	12/19/2022	6.41
Grainger Inc	Repairs and Maint- Buildings	Building Management	General Fund	12/19/2022	58.37
Grainger Inc	Repairs and Maint- Buildings	Building Management	General Fund	12/19/2022	1,735.51
Grainger Inc	Repairs and Maint- Buildings	Building Management	General Fund	12/19/2022	1,378.83
Grainger Inc	Repairs and Maint- Buildings	Building Management	General Fund	12/19/2022	131.84
Grainger Inc	Repairs and Maint- Buildings	Building Management	General Fund	12/19/2022	586.31
Grainger Inc	Repairs and Maint- Buildings	Building Management	General Fund	12/19/2022	26.29
Grainger Inc	Repairs and Maint- Buildings	Building Management	General Fund	12/19/2022	98.46
Grainger Inc	Repairs and Maint- Buildings	Building Management	General Fund	12/19/2022	26.58
Grainger Inc	Repairs and Maint- Buildings	Building Management	General Fund	12/19/2022	2.49
Grainger Inc	Repairs and Maint- Buildings	Building Management	General Fund	12/19/2022	8.78
Grainger Inc	Repairs and Maint- Buildings	Building Management	General Fund	12/19/2022	530.03
Grainger Inc	Repairs and Maint- Buildings	Building Management	General Fund	12/19/2022	68.40
Grainger Inc	Repairs and Maint- Buildings	Building Management	General Fund	12/19/2022	287.72
Grainger Inc	Repairs and Maint- Buildings	Building Management	General Fund	12/19/2022	345.27
Grainger Inc	Repairs and Maint- Buildings	Building Management	General Fund	12/19/2022	78.64
Grainger Inc	Repairs and Maint- Buildings	Building Management	General Fund	12/19/2022	347.56
Grainger Inc	Repairs and Maint- Buildings	Building Management	General Fund	12/19/2022	145.74
Grainger Inc	Repairs and Maint- Buildings	Building Management	General Fund	12/19/2022	114.53
Grainger Inc	Repairs and Maint- Buildings	Building Management	General Fund	12/19/2022	89.33
Grainger Inc	Repairs and Maint- Buildings	Building Management	General Fund	12/19/2022	30.70
Grainger Inc	Repairs and Maint- Buildings	Building Management	General Fund	12/19/2022	324.27
Grainger Inc	Repairs and Maint- Buildings	Building Management	General Fund	12/19/2022	361.52
DoorMaster Garage Door Co Inc	Repairs and Maint- Buildings	Building Management	General Fund	12/19/2022	1,190.00
Fifth Third Bank	Repairs and Maint- Equipment	Building Management	General Fund	12/5/2022	24,056.43
Grainger Inc	Repairs and Maint- Equipment	Building Management	General Fund	12/5/2022	2,519.54
The Tree House Inc	Operating Supplies	Building Management	General Fund	12/5/2022	322.20
City of St. Charles	Utilities- Water	Building Management	General Fund	12/5/2022	239.93
Warehouse Direct, Inc.	Cleaning Supplies	Building Management	General Fund	12/19/2022	377.92
Constellation NewEnergy-Gas Division, LLC	Utilities- Natural Gas	Building Management	General Fund	12/19/2022	302.15
Toshiba America Business Solutions Inc	Repairs and Maint- Copiers	Human Resource Management	General Fund	12/5/2022	416.14
Kane County Regional Office of Education	Miscellaneous Contractual Exp	Human Resource Management	General Fund	12/5/2022	480.00

Warehouse Direct, Inc.	Office Supplies	Human Resource Management	General Fund	12/5/2022	143.29
Century Springs/Ove Water Services	Office Supplies	Human Resource Management	General Fund	12/19/2022	9.93
Fifth Third Bank	Employee Recognition Supplies	Human Resource Management	General Fund	12/5/2022	179.96
Fifth Third Bank	Employee Recognition Supplies	Human Resource Management	General Fund	12/5/2022	179.30
Arica Rosa	Employee Recognition Supplies	Human Resource Management	General Fund	12/5/2022	108.03
Toshiba America Business Solutions Inc	Repairs and Maint- Copiers	County Auditor	General Fund	12/19/2022	8.19
Thomas Laird	Conferences and Meetings	County Auditor	General Fund	12/19/2022	68.00
Penny Wegman	Conferences and Meetings	County Auditor	General Fund	12/19/2022	914.92
Penny Wegman	Employee Mileage Expense	County Auditor	General Fund	12/19/2022	169.00
International Assn of Government Officials (IGO)	General Association Dues	County Auditor	General Fund	12/19/2022	200.00
Fifth Third Bank	Office Supplies	County Auditor	General Fund	12/5/2022	51.75
Century Springs/Ove Water Services	Office Supplies	County Auditor	General Fund	12/19/2022	9.28
Toshiba America Business Solutions Inc	Repairs and Maint- Copiers	Treasurer/Collector	General Fund	12/5/2022	4.87
Safechecks	General Printing	Treasurer/Collector	General Fund	12/19/2022	1,073.10
LRD Systems & Forms	Legal Printing	Treasurer/Collector	General Fund	12/5/2022	21,452.32
Shaw Media	Legal Printing	Treasurer/Collector	General Fund	12/19/2022	240.00
Carlos Mata	Employee Mileage Expense	Treasurer/Collector	General Fund	12/19/2022	35.00
Century Springs/Ove Water Services	Office Supplies	Treasurer/Collector	General Fund	12/19/2022	37.02
Warehouse Direct, Inc.	Office Supplies	Treasurer/Collector	General Fund	12/19/2022	452.40
Warehouse Direct, Inc.	Office Supplies	Treasurer/Collector	General Fund	12/19/2022	72.07
Warehouse Direct, Inc.	Office Supplies	Treasurer/Collector	General Fund	12/19/2022	247.85
The Tree House Inc	Computer Related Supplies	Treasurer/Collector	General Fund	12/19/2022	473.70
The Tree House Inc	Computer Related Supplies	Treasurer/Collector	General Fund	12/19/2022	289.90
Toshiba America Business Solutions Inc	Repairs and Maint- Copiers	Supervisor of Assessments	General Fund	12/5/2022	173.25
Toshiba America Business Solutions Inc	Repairs and Maint- Copiers	Supervisor of Assessments	General Fund	12/19/2022	25.76
Quadient Leasing USA Inc	Repairs and Maint- Copiers	Supervisor of Assessments	General Fund	12/19/2022	290.00
Mark D. Armstrong	Conferences and Meetings	Supervisor of Assessments	General Fund	12/19/2022	70.13
Sandra A. Orlando	Conferences and Meetings	Supervisor of Assessments	General Fund	12/19/2022	91.96
Holly Winter	Conferences and Meetings	Supervisor of Assessments	General Fund	12/19/2022	429.28
Mark D. Armstrong	Employee Mileage Expense	Supervisor of Assessments	General Fund	12/19/2022	143.75
Int'l Assn of Assessing Officers	General Association Dues	Supervisor of Assessments	General Fund	12/19/2022	410.00
Int'l Assn of Assessing Officers	General Association Dues	Supervisor of Assessments	General Fund	12/19/2022	240.00
Century Springs/Ove Water Services	Office Supplies	Supervisor of Assessments	General Fund	12/19/2022	59.77
Century Springs/Ove Water Services	Office Supplies	Supervisor of Assessments	General Fund	12/19/2022	2.99
Mark D. Armstrong	Books and Subscriptions	Supervisor of Assessments	General Fund	12/19/2022	1,935.00
Illinois Association of County Officials (IACO)	Conferences and Meetings	County Clerk	General Fund	12/19/2022	220.00
Illinois Association of County Officials (IACO)	Conferences and Meetings	County Clerk	General Fund	12/19/2022	120.00
International Assn of Government Officials (IGO)	Conferences and Meetings	County Clerk	General Fund	12/19/2022	750.00
Robert J. Sandner	Conferences and Meetings	County Clerk	General Fund	12/19/2022	9.00
Cynthia Carroll	Employee Mileage Expense	County Clerk	General Fund	12/5/2022	31.25
Tracy A. Erickson	Employee Mileage Expense	County Clerk	General Fund	12/5/2022	18.75
Zahida Fakroddin	Employee Mileage Expense	County Clerk	General Fund	12/19/2022	52.50
Robert J. Sandner	Employee Mileage Expense	County Clerk	General Fund	12/19/2022	244.25
Susan Starrett	Employee Mileage Expense	County Clerk	General Fund	12/19/2022	7.38
Celeste Weilandt	Employee Mileage Expense	County Clerk	General Fund	12/19/2022	6.50
Celeste Weilandt	Employee Mileage Expense	County Clerk	General Fund	12/19/2022	153.75
John A. Cunningham	Employee Mileage Expense	County Clerk	General Fund	12/19/2022	130.00
International Assn of Government Officials (IGO)	General Association Dues	County Clerk	General Fund	12/19/2022	575.00
Warehouse Direct, Inc.	Office Supplies	County Clerk	General Fund	12/5/2022	46.66
Warehouse Direct, Inc.	Office Supplies	County Clerk	General Fund	12/5/2022	29.43
Warehouse Direct, Inc.	Office Supplies	County Clerk	General Fund	12/19/2022	13.12
Warehouse Direct, Inc.	Office Supplies	County Clerk	General Fund	12/19/2022	8.15

City of Aurora	Operating Supplies	County Clerk	General Fund	12/5/2022	420.00
Fifth Third Bank	Operating Supplies	County Clerk	General Fund	12/5/2022	340.54
State of IL Secretary of State	Operating Supplies	County Clerk	General Fund	12/19/2022	6.00
Celeste Weilandt	Operating Supplies	County Clerk	General Fund	12/19/2022	121.46
Century Springs/Ove Water Services	Operating Supplies	County Clerk	General Fund	12/19/2022	105.62
Cintas Corporation	Operating Supplies	County Clerk	General Fund	12/19/2022	471.20
Fifth Third Bank	Computer Related Supplies	County Clerk	General Fund	12/5/2022	228.39
DFM Associates	Software Licensing Cost	County Clerk	General Fund	12/19/2022	10,075.00
City of Geneva	Security Services	County Clerk	General Fund	12/5/2022	805.21
Toshiba America Business Solutions Inc	Repairs and Maint- Copiers	County Clerk	General Fund	12/5/2022	291.33
Toshiba America Business Solutions Inc	Repairs and Maint- Copiers	County Clerk	General Fund	12/5/2022	132.23
Toshiba America Business Solutions Inc	Repairs and Maint- Copiers	County Clerk	General Fund	12/5/2022	6.82
Toshiba America Business Solutions Inc	Repairs and Maint- Copiers	County Clerk	General Fund	12/5/2022	91.39
Courtyard Banquets West Inc (Gaslite Manor)	Polling Place Rental	County Clerk	General Fund	12/5/2022	200.00
Dundee Township Park District	Polling Place Rental	County Clerk	General Fund	12/5/2022	120.00
Elgin Community College	Polling Place Rental	County Clerk	General Fund	12/5/2022	280.00
First Presbyterian Church (USA)	Polling Place Rental	County Clerk	General Fund	12/5/2022	120.00
First United Methodist Church	Polling Place Rental	County Clerk	General Fund	12/5/2022	200.00
Fox Valley Baptist Church	Polling Place Rental	County Clerk	General Fund	12/5/2022	80.00
Fox Valley Christian Church	Polling Place Rental	County Clerk	General Fund	12/5/2022	360.00
Fox Valley Church	Polling Place Rental	County Clerk	General Fund	12/5/2022	120.00
Highland Avenue Church of the Brethren	Polling Place Rental	County Clerk	General Fund	12/5/2022	200.00
Hosanna! Lutheran Church	Polling Place Rental	County Clerk	General Fund	12/5/2022	160.00
Immanuel Lutheran Church & School	Polling Place Rental	County Clerk	General Fund	12/5/2022	200.00
Kaneville Township	Polling Place Rental	County Clerk	General Fund	12/5/2022	40.00
Lincoln Inn Banquets & Catering	Polling Place Rental	County Clerk	General Fund	12/5/2022	120.00
Lord of Life Lutheran Church	Polling Place Rental	County Clerk	General Fund	12/5/2022	120.00
New Covenant Bible Church	Polling Place Rental	County Clerk	General Fund	12/5/2022	160.00
Northwest Bible Baptist Church	Polling Place Rental	County Clerk	General Fund	12/5/2022	240.00
Our Lady of Good Counsel	Polling Place Rental	County Clerk	General Fund	12/5/2022	160.00
Prestbury Citizens Association	Polling Place Rental	County Clerk	General Fund	12/5/2022	160.00
River City Church	Polling Place Rental	County Clerk	General Fund	12/5/2022	240.00
Senior Services Associates Inc	Polling Place Rental	County Clerk	General Fund	12/5/2022	120.00
Fox Valley Presbyterian Church	Polling Place Rental	County Clerk	General Fund	12/5/2022	160.00
Fraternal Order of Eagles #1047 (Watch City Aerie)	Polling Place Rental	County Clerk	General Fund	12/5/2022	160.00
Gail Borden Public Library District	Polling Place Rental	County Clerk	General Fund	12/5/2022	200.00
Gayles Memorial Baptist Church	Polling Place Rental	County Clerk	General Fund	12/5/2022	120.00
Grace Lutheran Church of Lily Lake	Polling Place Rental	County Clerk	General Fund	12/5/2022	120.00
Greater Grace Community Church	Polling Place Rental	County Clerk	General Fund	12/5/2022	200.00
Greater Mount Olive Church of God in Christ	Polling Place Rental	County Clerk	General Fund	12/5/2022	120.00
Carpentersville Moose Lodge	Polling Place Rental	County Clerk	General Fund	12/5/2022	120.00
Community Unit School District #300 (CUSD)	Polling Place Rental	County Clerk	General Fund	12/19/2022	520.00
Cornerstone United Methodist Church	Polling Place Rental	County Clerk	General Fund	12/19/2022	200.00
Harvest Bible Chapel	Polling Place Rental	County Clerk	General Fund	12/19/2022	240.00
Geneva Park District	Polling Place Rental	County Clerk	General Fund	12/19/2022	80.00
Geneva School District #304 (CUSD)	Polling Place Rental	County Clerk	General Fund	12/19/2022	240.00
St Joseph Church	Polling Place Rental	County Clerk	General Fund	12/19/2022	160.00
St Marks Lutheran Church	Polling Place Rental	County Clerk	General Fund	12/19/2022	160.00
St. Monica Church	Polling Place Rental	County Clerk	General Fund	12/19/2022	240.00
Sugar Grove Township Community Building	Polling Place Rental	County Clerk	General Fund	12/19/2022	240.00
Thornwood Homeowners Association	Polling Place Rental	County Clerk	General Fund	12/19/2022	200.00
Valley View Baptist Church	Polling Place Rental	County Clerk	General Fund	12/19/2022	120.00

Village of Maple Park	Polling Place Rental	County Clerk	General Fund	12/19/2022	40.00
Warehouse Christian Church Inc	Polling Place Rental	County Clerk	General Fund	12/19/2022	160.00
Wesley United Methodist Church-Aurora	Polling Place Rental	County Clerk	General Fund	12/19/2022	240.00
Fox Valley Park District	Polling Place Rental	County Clerk	General Fund	12/19/2022	240.00
Faith Lutheran Church	Polling Place Rental	County Clerk	General Fund	12/19/2022	120.00
First Baptist Ch of Geneva dba Chapelstreet Church	Polling Place Rental	County Clerk	General Fund	12/19/2022	120.00
C.H. Robinson Company, Inc.	Equipment Rental	County Clerk	General Fund	12/5/2022	2,465.00
C.H. Robinson Company, Inc.	Equipment Rental	County Clerk	General Fund	12/5/2022	2,230.00
C.H. Robinson Company, Inc.	Equipment Rental	County Clerk	General Fund	12/5/2022	1,875.00
C.H. Robinson Company, Inc.	Equipment Rental	County Clerk	General Fund	12/5/2022	3,895.00
C.H. Robinson Company, Inc.	Equipment Rental	County Clerk	General Fund	12/5/2022	3,910.00
C.H. Robinson Company, Inc.	Equipment Rental	County Clerk	General Fund	12/5/2022	13,500.00
C.H. Robinson Company, Inc.	Equipment Rental	County Clerk	General Fund	12/5/2022	8,200.00
C.H. Robinson Company, Inc.	Equipment Rental	County Clerk	General Fund	12/5/2022	11,450.00
Ryder Truck Rental Inc	Equipment Rental	County Clerk	General Fund	12/5/2022	975.75
Ryder Truck Rental Inc	Equipment Rental	County Clerk	General Fund	12/5/2022	1,787.36
Tribune Pub. Co., LLC dba Chicago Tribune Co., LLC	Legal Printing	County Clerk	General Fund	12/5/2022	4,189.04
Illinois Association of County Officials (IACO)	Conferences and Meetings	County Clerk	General Fund	12/19/2022	120.00
Max Gordon	Employee Mileage Expense	County Clerk	General Fund	12/5/2022	174.39
Daniel Robert McArthur	Employee Mileage Expense	County Clerk	General Fund	12/5/2022	133.13
Michael T. Payne	Employee Mileage Expense	County Clerk	General Fund	12/5/2022	747.56
Lauren E. Behnke	Employee Mileage Expense	County Clerk	General Fund	12/5/2022	86.25
Robert Brazas	Employee Mileage Expense	County Clerk	General Fund	12/5/2022	274.39
John R. Gaglione	Employee Mileage Expense	County Clerk	General Fund	12/5/2022	244.02
John R. Gaglione	Employee Mileage Expense	County Clerk	General Fund	12/5/2022	132.76
John R. Gaglione	Employee Mileage Expense	County Clerk	General Fund	12/5/2022	270.95
John R. Gaglione	Employee Mileage Expense	County Clerk	General Fund	12/5/2022	46.32
Richard Poulton	Employee Mileage Expense	County Clerk	General Fund	12/5/2022	26.88
Timothy Studlo	Employee Mileage Expense	County Clerk	General Fund	12/5/2022	51.25
Fiona Weissert	Employee Mileage Expense	County Clerk	General Fund	12/5/2022	131.88
John R. Gaglione	Employee Mileage Expense	County Clerk	General Fund	12/19/2022	46.32
Brian Pollock	Employee Mileage Expense	County Clerk	General Fund	12/19/2022	218.13
Michael C. Hernandez	Employee Mileage Expense	County Clerk	General Fund	12/19/2022	105.63
International Assn of Government Officials (IGO)	General Association Dues	County Clerk	General Fund	12/19/2022	375.00
Warehouse Direct, Inc.	Office Supplies	County Clerk	General Fund	12/5/2022	98.38
Warehouse Direct, Inc.	Office Supplies	County Clerk	General Fund	12/19/2022	39.42
Uline	Office Supplies	County Clerk	General Fund	12/19/2022	315.93
Charlie Fox's Geneva, Inc.	Operating Supplies	County Clerk	General Fund	12/5/2022	155.00
Fifth Third Bank	Operating Supplies	County Clerk	General Fund	12/5/2022	1,154.70
Warehouse Direct, Inc.	Operating Supplies	County Clerk	General Fund	12/5/2022	56.88
WEX BANK	Operating Supplies	County Clerk	General Fund	12/19/2022	307.37
i3logix Inc	Operating Supplies	County Clerk	General Fund	12/19/2022	3,264.16
Menards, Inc.	Operating Supplies	County Clerk	General Fund	12/19/2022	295.04
Verizon Wireless	Operating Supplies	County Clerk	General Fund	12/19/2022	587.94
Batavia Instant Print Inc	Operating Supplies	County Clerk	General Fund	12/19/2022	1,432.85
Batavia Instant Print Inc	Operating Supplies	County Clerk	General Fund	12/19/2022	6,263.00
Batavia Instant Print Inc	Operating Supplies	County Clerk	General Fund	12/19/2022	3,736.90
Fifth Third Bank	Books and Subscriptions	County Clerk	General Fund	12/5/2022	27.72
VR Systems Inc	Voting Systems and Accessories	County Clerk	General Fund	12/19/2022	20,000.00
DAVID C KING	Employee Mileage Expense	Recorder	General Fund	12/19/2022	32.50
JUDY A SCHONBACK	Employee Mileage Expense	Recorder	General Fund	12/19/2022	1.88
Warehouse Direct, Inc.	Office Supplies	Recorder	General Fund	12/5/2022	158.72

Century Springs/Ove Water Services	Office Supplies	Recorder	General Fund	12/19/2022	27.14
Kane County Juror Payable Clearing	Jurors- Circuit Court	Judiciary and Courts	General Fund	12/29/2022	2,121.88
Kane County Juror Payable Clearing	Jurors- Circuit Court	Judiciary and Courts	General Fund	12/29/2022	905.76
Kane County Juror Payable Clearing	Jurors- Circuit Court	Judiciary and Courts	General Fund	12/29/2022	1,885.60
Just In Time Coffee LLC	Jurors' Expense	Judiciary and Courts	General Fund	12/5/2022	2,831.00
Just In Time Coffee LLC	Jurors' Expense	Judiciary and Courts	General Fund	12/19/2022	1,185.00
Just In Time Coffee LLC	Jurors' Expense	Judiciary and Courts	General Fund	12/19/2022	282.00
Dana D. Bollman	Per Diem Expense	Judiciary and Courts	General Fund	12/5/2022	360.00
Dana D. Bollman	Per Diem Expense	Judiciary and Courts	General Fund	12/5/2022	27.00
MaryJo D'Avola	Per Diem Expense	Judiciary and Courts	General Fund	12/5/2022	200.00
G.L. Denson, Inc.	Per Diem Expense	Judiciary and Courts	General Fund	12/5/2022	100.00
Meagan Carroll	Per Diem Expense	Judiciary and Courts	General Fund	12/5/2022	924.00
Barbara A Johnston	Per Diem Expense	Judiciary and Courts	General Fund	12/5/2022	131.00
Kobald Reporting Inc	Per Diem Expense	Judiciary and Courts	General Fund	12/5/2022	324.00
Mary A Trezzo	Per Diem Expense	Judiciary and Courts	General Fund	12/5/2022	200.00
Meagan Carroll	Per Diem Expense	Judiciary and Courts	General Fund	12/19/2022	48.00
Brenda D Gregory	Per Diem Expense	Judiciary and Courts	General Fund	12/19/2022	200.00
Debra P Hogan	Per Diem Expense	Judiciary and Courts	General Fund	12/19/2022	100.00
Jennifer Campbell	Per Diem Expense	Judiciary and Courts	General Fund	12/19/2022	324.00
Daniel Velasco	Contractual/Consulting Services	Judiciary and Courts	General Fund	12/5/2022	1,703.52
Daniel Velasco	Contractual/Consulting Services	Judiciary and Courts	General Fund	12/5/2022	1,326.39
Daniel Velasco	Contractual/Consulting Services	Judiciary and Courts	General Fund	12/5/2022	1,326.39
Shirley A. Wehking	Contractual/Consulting Services	Judiciary and Courts	General Fund	12/5/2022	176.25
Shirley A. Wehking	Contractual/Consulting Services	Judiciary and Courts	General Fund	12/5/2022	226.88
Wellspring Interpreting Services LLC	Contractual/Consulting Services	Judiciary and Courts	General Fund	12/5/2022	1,843.75
Wellspring Interpreting Services LLC	Contractual/Consulting Services	Judiciary and Courts	General Fund	12/5/2022	1,132.50
Ellen C Kaufman	Contractual/Consulting Services	Judiciary and Courts	General Fund	12/5/2022	80.00
Martha Gerald dba Power Vibes Inc.	Contractual/Consulting Services	Judiciary and Courts	General Fund	12/5/2022	307.50
Eva Y. Naser	Contractual/Consulting Services	Judiciary and Courts	General Fund	12/5/2022	247.50
Sara Pethokoukis	Contractual/Consulting Services	Judiciary and Courts	General Fund	12/5/2022	761.88
Ruben Rodriguez	Contractual/Consulting Services	Judiciary and Courts	General Fund	12/5/2022	1,327.50
Ruben Rodriguez	Contractual/Consulting Services	Judiciary and Courts	General Fund	12/5/2022	2,212.50
Ruben Rodriguez	Contractual/Consulting Services	Judiciary and Courts	General Fund	12/5/2022	442.50
Falguni Rubio	Contractual/Consulting Services	Judiciary and Courts	General Fund	12/5/2022	288.75
Rachael E Sills	Contractual/Consulting Services	Judiciary and Courts	General Fund	12/5/2022	516.88
Ann Wohlmuth	Contractual/Consulting Services	Judiciary and Courts	General Fund	12/5/2022	360.00
Ann Wohlmuth	Contractual/Consulting Services	Judiciary and Courts	General Fund	12/5/2022	180.00
Anthony Bahena	Contractual/Consulting Services	Judiciary and Courts	General Fund	12/5/2022	744.30
Anthony Bahena	Contractual/Consulting Services	Judiciary and Courts	General Fund	12/5/2022	353.10
Ana M Bubalo	Contractual/Consulting Services	Judiciary and Courts	General Fund	12/5/2022	764.50
Faith Interpreting Services	Contractual/Consulting Services	Judiciary and Courts	General Fund	12/5/2022	170.00
Paula Ebener	Contractual/Consulting Services	Judiciary and Courts	General Fund	12/5/2022	238.14
Paula Ebener	Contractual/Consulting Services	Judiciary and Courts	General Fund	12/5/2022	238.14
Paula Ebener	Contractual/Consulting Services	Judiciary and Courts	General Fund	12/5/2022	158.76
Maricela Ibarra	Contractual/Consulting Services	Judiciary and Courts	General Fund	12/5/2022	560.52
Maricela Ibarra	Contractual/Consulting Services	Judiciary and Courts	General Fund	12/5/2022	408.76
Carina Julian	Contractual/Consulting Services	Judiciary and Courts	General Fund	12/5/2022	835.00
Carina Julian	Contractual/Consulting Services	Judiciary and Courts	General Fund	12/5/2022	417.50
Carina Julian	Contractual/Consulting Services	Judiciary and Courts	General Fund	12/19/2022	417.50
Carina Julian	Contractual/Consulting Services	Judiciary and Courts	General Fund	12/19/2022	835.00
Maricela Ibarra	Contractual/Consulting Services	Judiciary and Courts	General Fund	12/19/2022	391.89
Maricela Ibarra	Contractual/Consulting Services	Judiciary and Courts	General Fund	12/19/2022	134.38

Maricela Ibarra	Contractual/Consulting Services	Judiciary and Courts	General Fund	12/19/2022	420.00
Paula Ebener	Contractual/Consulting Services	Judiciary and Courts	General Fund	12/19/2022	158.76
Paula Ebener	Contractual/Consulting Services	Judiciary and Courts	General Fund	12/19/2022	158.76
David Hernandez	Contractual/Consulting Services	Judiciary and Courts	General Fund	12/19/2022	120.00
Ana M Bubalo	Contractual/Consulting Services	Judiciary and Courts	General Fund	12/19/2022	978.75
Ana M Bubalo	Contractual/Consulting Services	Judiciary and Courts	General Fund	12/19/2022	1,034.75
Ana M Bubalo	Contractual/Consulting Services	Judiciary and Courts	General Fund	12/19/2022	652.50
Ana M Bubalo	Contractual/Consulting Services	Judiciary and Courts	General Fund	12/19/2022	978.75
Lynne Cassell	Contractual/Consulting Services	Judiciary and Courts	General Fund	12/19/2022	150.00
Anthony Bahena	Contractual/Consulting Services	Judiciary and Courts	General Fund	12/19/2022	372.95
Gil Antonio Borjas	Contractual/Consulting Services	Judiciary and Courts	General Fund	12/19/2022	446.25
Gil Antonio Borjas	Contractual/Consulting Services	Judiciary and Courts	General Fund	12/19/2022	446.25
Rachael E Sills	Contractual/Consulting Services	Judiciary and Courts	General Fund	12/19/2022	1,018.76
Rachael E Sills	Contractual/Consulting Services	Judiciary and Courts	General Fund	12/19/2022	1,537.51
Tuan Xuan Do	Contractual/Consulting Services	Judiciary and Courts	General Fund	12/19/2022	251.75
Ruben Rodriguez	Contractual/Consulting Services	Judiciary and Courts	General Fund	12/19/2022	1,327.50
Ruben Rodriguez	Contractual/Consulting Services	Judiciary and Courts	General Fund	12/19/2022	885.00
Sara Pethokoukis	Contractual/Consulting Services	Judiciary and Courts	General Fund	12/19/2022	1,850.00
Daisy M. Robinson	Contractual/Consulting Services	Judiciary and Courts	General Fund	12/19/2022	452.00
National Center for State Courts	Contractual/Consulting Services	Judiciary and Courts	General Fund	12/19/2022	14,100.00
Naylor Enterprises Inc	Contractual/Consulting Services	Judiciary and Courts	General Fund	12/19/2022	159.88
Martha Gerald dba Power Vibes Inc.	Contractual/Consulting Services	Judiciary and Courts	General Fund	12/19/2022	922.50
Martha Gerald dba Power Vibes Inc.	Contractual/Consulting Services	Judiciary and Courts	General Fund	12/19/2022	615.81
Martha Gerald dba Power Vibes Inc.	Contractual/Consulting Services	Judiciary and Courts	General Fund	12/19/2022	1,537.50
Wellspring Interpreting Services LLC	Contractual/Consulting Services	Judiciary and Courts	General Fund	12/19/2022	1,121.25
Wellspring Interpreting Services LLC	Contractual/Consulting Services	Judiciary and Courts	General Fund	12/19/2022	741.25
Daniel Velasco	Contractual/Consulting Services	Judiciary and Courts	General Fund	12/19/2022	884.26
Daniel Velasco	Contractual/Consulting Services	Judiciary and Courts	General Fund	12/19/2022	884.26
Daniel Velasco	Contractual/Consulting Services	Judiciary and Courts	General Fund	12/19/2022	2,210.65
Ronald L. Haskell	Court Appointed Counsel	Judiciary and Courts	General Fund	12/5/2022	3,175.00
Ronald L. Haskell	Court Appointed Counsel	Judiciary and Courts	General Fund	12/5/2022	3,175.00
Rachel J. Hess	Court Appointed Counsel	Judiciary and Courts	General Fund	12/5/2022	3,434.00
Zuelke Law Office (Donald R. Zuelke)	Court Appointed Counsel	Judiciary and Courts	General Fund	12/5/2022	3,434.00
Rachel J. Hess	Court Appointed Counsel	Judiciary and Courts	General Fund	12/19/2022	5,824.00
Attorney Nils von Keudell, PC	Court Appointed Counsel	Judiciary and Courts	General Fund	12/19/2022	4,781.00
Elizabeth Berrones	Court Appointed Counsel	Judiciary and Courts	General Fund	12/19/2022	3,083.00
Elizabeth Berrones	Court Appointed Counsel	Judiciary and Courts	General Fund	12/19/2022	7,350.00
Sound Inc	Repairs and Maint- Equipment	Judiciary and Courts	General Fund	12/5/2022	1,098.00
Gordon Flesch Company Inc	Equipment Rental	Judiciary and Courts	General Fund	12/5/2022	4.48
Gordon Flesch Company Inc	Equipment Rental	Judiciary and Courts	General Fund	12/5/2022	397.34
Gordon Flesch Company Inc	Equipment Rental	Judiciary and Courts	General Fund	12/19/2022	14.79
Gordon Flesch Company Inc	Equipment Rental	Judiciary and Courts	General Fund	12/19/2022	76.18
Gordon Flesch Company Inc	Equipment Rental	Judiciary and Courts	General Fund	12/19/2022	14.20
Gordon Flesch Company Inc	Equipment Rental	Judiciary and Courts	General Fund	12/19/2022	79.47
Gordon Flesch Company Inc	Equipment Rental	Judiciary and Courts	General Fund	12/19/2022	397.34
Marco Technologies, LLC.	Equipment Rental	Judiciary and Courts	General Fund	12/19/2022	383.98
Toshiba Financial Services	Equipment Rental	Judiciary and Courts	General Fund	12/19/2022	250.32
Canon Solutions America Inc	Equipment Rental	Judiciary and Courts	General Fund	12/19/2022	78.37
De Lage Landen Financial Services, Inc.	Equipment Rental	Judiciary and Courts	General Fund	12/19/2022	125.00
RSP Graphics	General Printing	Judiciary and Courts	General Fund	12/19/2022	452.00
Fifth Third Bank	Conferences and Meetings	Judiciary and Courts	General Fund	12/5/2022	805.80

Just In Time Coffee LLC	Conferences and Meetings	Judiciary and Courts	General Fund	12/5/2022	26.00
Brittany Moore	Employee Mileage Expense	Judiciary and Courts	General Fund	12/5/2022	16.00
Andrea O'Brien	Employee Mileage Expense	Judiciary and Courts	General Fund	12/5/2022	166.40
Karen M. Zajicek	Employee Mileage Expense	Judiciary and Courts	General Fund	12/5/2022	24.00
Fifth Third Bank	General Association Dues	Judiciary and Courts	General Fund	12/5/2022	105.00
Peloton Inc dba Frank's Employment	Miscellaneous Contractual Exp	Judiciary and Courts	General Fund	12/5/2022	787.50
Peloton Inc dba Frank's Employment	Miscellaneous Contractual Exp	Judiciary and Courts	General Fund	12/19/2022	157.50
Tyler Technologies, Inc. (New World)	Miscellaneous Contractual Exp	Judiciary and Courts	General Fund	12/19/2022	15,000.00
Century Springs/Ove Water Services	Miscellaneous Contractual Exp	Judiciary and Courts	General Fund	12/19/2022	33.72
Century Springs/Ove Water Services	Miscellaneous Contractual Exp	Judiciary and Courts	General Fund	12/19/2022	28.44
Century Springs/Ove Water Services	Miscellaneous Contractual Exp	Judiciary and Courts	General Fund	12/19/2022	41.31
Century Springs/Ove Water Services	Miscellaneous Contractual Exp	Judiciary and Courts	General Fund	12/19/2022	37.02
Century Springs/Ove Water Services	Miscellaneous Contractual Exp	Judiciary and Courts	General Fund	12/19/2022	2.99
Century Springs/Ove Water Services	Miscellaneous Contractual Exp	Judiciary and Courts	General Fund	12/19/2022	28.44
Fifth Third Bank	Office Supplies	Judiciary and Courts	General Fund	12/5/2022	292.19
Pengad, Inc.	Office Supplies	Judiciary and Courts	General Fund	12/5/2022	388.38
Warehouse Direct, Inc.	Office Supplies	Judiciary and Courts	General Fund	12/5/2022	70.04
Warehouse Direct, Inc.	Office Supplies	Judiciary and Courts	General Fund	12/5/2022	33.96
Warehouse Direct, Inc.	Office Supplies	Judiciary and Courts	General Fund	12/19/2022	40.22
Warehouse Direct, Inc.	Office Supplies	Judiciary and Courts	General Fund	12/19/2022	6.61
Warehouse Direct, Inc.	Office Supplies	Judiciary and Courts	General Fund	12/19/2022	51.34
Document Imaging Services LLC	Operating Supplies	Judiciary and Courts	General Fund	12/5/2022	338.00
Fifth Third Bank	Computer Related Supplies	Judiciary and Courts	General Fund	12/5/2022	846.40
Document Imaging Services LLC	Computer Related Supplies	Judiciary and Courts	General Fund	12/19/2022	474.00
Document Imaging Services LLC	Computer Related Supplies	Judiciary and Courts	General Fund	12/19/2022	99.00
Fifth Third Bank	Employee Recognition Supplies	Judiciary and Courts	General Fund	12/5/2022	96.51
Petty Cash-Clerk of the Circuit Court	General Association Dues	Circuit Clerk	General Fund	12/5/2022	20.00
Fifth Third Bank	Office Supplies	Circuit Clerk	General Fund	12/5/2022	64.16
Fifth Third Bank	Office Supplies	Circuit Clerk	General Fund	12/5/2022	145.29
Lindsay Phillips	Employee Mileage Expense	Circuit Clerk	General Fund	12/19/2022	18.44
Lindsay Phillips	Employee Mileage Expense	Circuit Clerk	General Fund	12/19/2022	37.50
Megan Johnson	Employee Mileage Expense	Circuit Clerk	General Fund	12/5/2022	12.50
Megan Johnson	Employee Mileage Expense	Circuit Clerk	General Fund	12/19/2022	17.50
Michael John Kovach	Employee Mileage Expense	Circuit Clerk	General Fund	12/19/2022	25.63
Penny Lange	Employee Mileage Expense	Circuit Clerk	General Fund	12/19/2022	26.56
Brandy Olson	Employee Mileage Expense	Circuit Clerk	General Fund	12/19/2022	30.31
Malinda Patterson	Employee Mileage Expense	Circuit Clerk	General Fund	12/19/2022	8.13
James Pluskowski	Employee Mileage Expense	Circuit Clerk	General Fund	12/19/2022	21.88
Kathleen Wolf	Employee Mileage Expense	Circuit Clerk	General Fund	12/19/2022	16.88
Jennifer Zuttermeister	Employee Mileage Expense	Circuit Clerk	General Fund	12/19/2022	37.50
Rhiannon Anderson	Employee Mileage Expense	Circuit Clerk	General Fund	12/19/2022	48.75
Curt Bommelman	Employee Mileage Expense	Circuit Clerk	General Fund	12/19/2022	29.69
Jill S. Boynton	Employee Mileage Expense	Circuit Clerk	General Fund	12/19/2022	32.81
Heather Cameron	Employee Mileage Expense	Circuit Clerk	General Fund	12/19/2022	15.00
Nancy Campeggio	Employee Mileage Expense	Circuit Clerk	General Fund	12/19/2022	26.25
Jim Capparelli	Employee Mileage Expense	Circuit Clerk	General Fund	12/19/2022	22.50
Melinda Jackson	Employee Mileage Expense	Circuit Clerk	General Fund	12/19/2022	6.25
Jennifer Lauren Johnson	Employee Mileage Expense	Circuit Clerk	General Fund	12/19/2022	31.25
Fifth Third Bank	Office Supplies	Circuit Clerk	General Fund	12/5/2022	355.97
Carleen J. Bain	Employee Mileage Expense	Circuit Clerk	General Fund	12/19/2022	196.88
Myles Jeffrey Barnes	Employee Mileage Expense	Circuit Clerk	General Fund	12/19/2022	120.63
Marissa Brown	Employee Mileage Expense	Circuit Clerk	General Fund	12/19/2022	15.63

Dana Cruz	Employee Mileage Expense	Circuit Clerk	General Fund	12/19/2022	66.25
Theodore James Farrell	Employee Mileage Expense	Circuit Clerk	General Fund	12/19/2022	195.00
JOANNE HASSLER	Employee Mileage Expense	Circuit Clerk	General Fund	12/19/2022	5.63
MaryAnn Kabara	Employee Mileage Expense	Circuit Clerk	General Fund	12/19/2022	54.38
Shauna Kane	Employee Mileage Expense	Circuit Clerk	General Fund	12/19/2022	59.38
Kelly A. Lisner	Employee Mileage Expense	Circuit Clerk	General Fund	12/19/2022	47.50
Shirley L. Moline	Employee Mileage Expense	Circuit Clerk	General Fund	12/19/2022	14.38
Benjamin Adam Petschke	Employee Mileage Expense	Circuit Clerk	General Fund	12/19/2022	11.25
Johnathan Pickering	Employee Mileage Expense	Circuit Clerk	General Fund	12/19/2022	6.25
Jessica Skwarek	Employee Mileage Expense	Circuit Clerk	General Fund	12/19/2022	118.13
Kelsey Spriet	Employee Mileage Expense	Circuit Clerk	General Fund	12/19/2022	75.00
Mary Wcislo	Employee Mileage Expense	Circuit Clerk	General Fund	12/19/2022	20.00
American Stamp & Marking Products, Inc.	Office Supplies	Circuit Clerk	General Fund	12/5/2022	331.08
Statewide Publishing, LLC	Legal Services	Circuit Clerk	General Fund	12/5/2022	60.00
Statewide Publishing, LLC	Legal Services	Circuit Clerk	General Fund	12/5/2022	60.00
Statewide Publishing, LLC	Legal Services	Circuit Clerk	General Fund	12/19/2022	60.00
Statewide Publishing, LLC	Legal Services	Circuit Clerk	General Fund	12/19/2022	60.00
Image-Pro Services & Supplies Inc	Office Supplies	Circuit Clerk	General Fund	12/19/2022	244.74
Image-Pro Services & Supplies Inc	Office Supplies	Circuit Clerk	General Fund	12/19/2022	803.26
Image-Pro Services & Supplies Inc	Office Supplies	Circuit Clerk	General Fund	12/19/2022	527.68
Impact Networking, LLC	Office Supplies	Circuit Clerk	General Fund	12/19/2022	92.40
Kane County Circuit Clerk	Office Supplies	Circuit Clerk	General Fund	12/19/2022	47.94
Pitney Bowes, Inc.	Repairs and Maint- Equipment	Circuit Clerk	General Fund	12/5/2022	233.33
Fifth Third Bank	Office Supplies	Circuit Clerk	General Fund	12/5/2022	54.11
Century Springs/Ove Water Services	Office Supplies	Circuit Clerk	General Fund	12/19/2022	102.07
Insight Public Sector Inc	SAMHSA CDSP Grant	State's Attorney	General Fund	12/5/2022	-
Jason Balcerak	Contractual/Consulting Services	State's Attorney	General Fund	12/5/2022	500.00
		State's Attorney	General Fund	12/5/2022	26.00
		State's Attorney	General Fund	12/5/2022	893.03
		State's Attorney	General Fund	12/5/2022	128.61
		State's Attorney	General Fund	12/5/2022	751.20
		State's Attorney	General Fund	12/5/2022	2,475.00
		State's Attorney	General Fund	12/19/2022	58.52
		State's Attorney	General Fund	12/19/2022	62.90
Barbara A Johnston	Court Reporter Costs	State's Attorney	General Fund	12/5/2022	120.00
Barbara A Johnston	Court Reporter Costs	State's Attorney	General Fund	12/5/2022	49.00
Kobald Reporting Inc	Court Reporter Costs	State's Attorney	General Fund	12/5/2022	1,052.00
Margaret E Steinberg	Court Reporter Costs	State's Attorney	General Fund	12/5/2022	11.50
Margaret E Steinberg	Court Reporter Costs	State's Attorney	General Fund	12/5/2022	320.00
Jennifer Campbell	Court Reporter Costs	State's Attorney	General Fund	12/5/2022	72.00
Meagan Carroll	Court Reporter Costs	State's Attorney	General Fund	12/19/2022	46.50
Margaret E Steinberg	Court Reporter Costs	State's Attorney	General Fund	12/19/2022	604.00
Margaret E Steinberg	Court Reporter Costs	State's Attorney	General Fund	12/19/2022	20.00
Martina M. Miranda	Court Reporter Costs	State's Attorney	General Fund	12/19/2022	956.00
Impact Networking, LLC	Repairs and Maint- Copiers	State's Attorney	General Fund	12/5/2022	1,405.95
Toshiba America Business Solutions Inc	Repairs and Maint- Copiers	State's Attorney	General Fund	12/5/2022	7.78
Toshiba America Business Solutions Inc	Repairs and Maint- Copiers	State's Attorney	General Fund	12/5/2022	28.53
Toshiba America Business Solutions Inc	Repairs and Maint- Copiers	State's Attorney	General Fund	12/5/2022	34.96
Toshiba America Business Solutions Inc	Repairs and Maint- Copiers	State's Attorney	General Fund	12/19/2022	17.24
Chicago Office Technology Group (COTG)	Repairs and Maint- Copiers	State's Attorney	General Fund	12/19/2022	15.90
Gordon Flesch Company Inc	Repairs and Maint- Copiers	State's Attorney	General Fund	12/19/2022	0.45
Jiffy Lube (Sound Billing LLC)	Repairs and Maint- Vehicles	State's Attorney	General Fund	12/19/2022	51.97

Just In Time Coffee LLC	Conferences and Meetings	State's Attorney	General Fund	12/5/2022	81.00
Fifth Third Bank	Employee Training	State's Attorney	General Fund	12/5/2022	200.00
Kane County Bar Assn	General Association Dues	State's Attorney	General Fund	12/5/2022	140.00
Lisa Scott	General Association Dues	State's Attorney	General Fund	12/5/2022	385.00
Kathryn Victoria Wuerstl	General Association Dues	State's Attorney	General Fund	12/5/2022	385.00
Kimberley Klein	General Association Dues	State's Attorney	General Fund	12/5/2022	385.00
Steven Daniel Lester	General Association Dues	State's Attorney	General Fund	12/19/2022	121.00
Kane County Bar Assn	General Association Dues	State's Attorney	General Fund	12/19/2022	140.00
Century Springs/Ove Water Services	Office Supplies	State's Attorney	General Fund	12/5/2022	262.01
Fifth Third Bank	Office Supplies	State's Attorney	General Fund	12/5/2022	761.58
The Tree House Inc	Office Supplies	State's Attorney	General Fund	12/5/2022	732.60
Warehouse Direct, Inc.	Office Supplies	State's Attorney	General Fund	12/19/2022	15.60
Warehouse Direct, Inc.	Office Supplies	State's Attorney	General Fund	12/19/2022	194.37
Warehouse Direct, Inc.	Office Supplies	State's Attorney	General Fund	12/19/2022	302.44
Uline	Operating Supplies	State's Attorney	General Fund	12/5/2022	1,435.75
A-Flex Label	Operating Supplies	State's Attorney	General Fund	12/19/2022	2,698.92
Accurate Document Destruction Inc (GROOT)	Operating Supplies	State's Attorney	General Fund	12/19/2022	900.00
Accurate Document Destruction Inc (GROOT)	Operating Supplies	State's Attorney	General Fund	12/19/2022	207.00
Fifth Third Bank	Books and Subscriptions	State's Attorney	General Fund	12/5/2022	15.96
Thomson Reuters GRC Inc. (West Government)	Books and Subscriptions	State's Attorney	General Fund	12/5/2022	2,030.00
Thomson Reuters GRC Inc. (West Government)	Books and Subscriptions	State's Attorney	General Fund	12/19/2022	3,811.94
Thomson Reuters GRC Inc. (West Government)	Books and Subscriptions	State's Attorney	General Fund	12/19/2022	2,578.01
Thomson Reuters GRC Inc. (West Government)	Books and Subscriptions	State's Attorney	General Fund	12/19/2022	3,811.94
Axon Enterprise, Inc.	Computer Software- Non Capital	State's Attorney	General Fund	12/19/2022	14,975.00
The Tree House Inc	Computer Hardware- Non Capital	State's Attorney	General Fund	12/19/2022	1,601.00
WEX BANK	Fuel- Vehicles	State's Attorney	General Fund	12/19/2022	656.22
Fifth Third Bank	Conferences and Meetings	State's Attorney	General Fund	12/5/2022	1,215.76
Kristen N. Julian	Conferences and Meetings	State's Attorney	General Fund	12/5/2022	288.00
Fifth Third Bank	Employee Training	State's Attorney	General Fund	12/5/2022	350.95
Jeremiah J. Fitzpatrick	Employee Mileage Expense	State's Attorney	General Fund	12/19/2022	57.50
Century Springs/Ove Water Services	Operating Supplies	State's Attorney	General Fund	12/5/2022	22.15
Fifth Third Bank	Operating Supplies	State's Attorney	General Fund	12/5/2022	743.42
Century Springs/Ove Water Services	Operating Supplies	State's Attorney	General Fund	12/19/2022	17.86
Insight Public Sector Inc	Computer Software- Non Capital	State's Attorney	General Fund	12/5/2022	2,940.00
SHI International Corp	Computer Software- Non Capital	State's Attorney	General Fund	12/5/2022	10,193.05
Insight Public Sector Inc	Computer Hardware- Non Capital	State's Attorney	General Fund	12/5/2022	1,217.54
Fifth Third Bank	Operating Supplies	State's Attorney	General Fund	12/5/2022	1,338.14
Century Springs/Ove Water Services	Operating Supplies	State's Attorney	General Fund	12/19/2022	234.27
Toshiba America Business Solutions Inc	Repairs and Maint- Copiers	Public Defender	General Fund	12/5/2022	3.63
Juanita Archuleta	Employee Training	Public Defender	General Fund	12/5/2022	131.26
Illinois Public Defender Association	Employee Training	Public Defender	General Fund	12/5/2022	700.00
Michelle Tilmon	Employee Mileage Expense	Public Defender	General Fund	12/5/2022	202.57
Attorney Registration & Disciplinary Commission	Attorney Association Dues	Public Defender	General Fund	12/5/2022	12,056.00
Fifth Third Bank	Miscellaneous Contractual Exp	Public Defender	General Fund	12/5/2022	249.25
Verizon Wireless	Miscellaneous Contractual Exp	Public Defender	General Fund	12/5/2022	289.56
Brenda Willett	Miscellaneous Contractual Exp	Public Defender	General Fund	12/19/2022	300.00
Century Springs/Ove Water Services	Office Supplies	Public Defender	General Fund	12/19/2022	75.63
Century Springs/Ove Water Services	Office Supplies	Public Defender	General Fund	12/19/2022	9.28
Fifth Third Bank	Books and Subscriptions	Public Defender	General Fund	12/5/2022	14.99
Thomson Reuters GRC Inc. (West Government)	Books and Subscriptions	Public Defender	General Fund	12/5/2022	839.67
Thomson Reuters GRC Inc. (West Government)	Books and Subscriptions	Public Defender	General Fund	12/19/2022	4,425.00
Thomson Reuters GRC Inc. (West Government)	Books and Subscriptions	Public Defender	General Fund	12/19/2022	249.98

IL Department of Innovation & Technology (CMS)	Contractual/Consulting Services	Sheriff	General Fund	12/19/2022	942.40
Insight Public Sector Inc	Contractual/Consulting Services	Sheriff	General Fund	12/19/2022	11,500.00
Motorola Solutions Inc	Contractual/Consulting Services	Sheriff	General Fund	12/19/2022	85,812.06
Motorola Solutions Inc	Contractual/Consulting Services	Sheriff	General Fund	12/19/2022	8,196.00
COPS Testing Service Inc	Medical/Dental/Hospital Services	Sheriff	General Fund	12/19/2022	450.00
Fifth Third Bank	Investigations	Sheriff	General Fund	12/5/2022	165.00
Fifth Third Bank	Investigations	Sheriff	General Fund	12/5/2022	495.00
Fifth Third Bank	Investigations	Sheriff	General Fund	12/5/2022	172.90
Fifth Third Bank	Extradition Costs	Sheriff	General Fund	12/5/2022	2,063.45
Fifth Third Bank	Extradition Costs	Sheriff	General Fund	12/5/2022	106.17
Petty Cash-Sheriff	Extradition Costs	Sheriff	General Fund	12/5/2022	64.00
Petty Cash-Sheriff	Extradition Costs	Sheriff	General Fund	12/5/2022	64.00
Petty Cash-Sheriff	Extradition Costs	Sheriff	General Fund	12/5/2022	128.00
Petty Cash-Sheriff	Extradition Costs	Sheriff	General Fund	12/5/2022	128.00
Petty Cash-Sheriff	Extradition Costs	Sheriff	General Fund	12/5/2022	1,050.00
Petty Cash-Sheriff	Extradition Costs	Sheriff	General Fund	12/19/2022	128.00
Petty Cash-Sheriff	Extradition Costs	Sheriff	General Fund	12/19/2022	128.00
Petty Cash-Sheriff	Extradition Costs	Sheriff	General Fund	12/19/2022	128.00
Petty Cash-Sheriff	Extradition Costs	Sheriff	General Fund	12/19/2022	128.00
Fifth Third Bank	Repairs and Maint- Copiers	Sheriff	General Fund	12/5/2022	328.48
Impact Networking, LLC	Repairs and Maint- Copiers	Sheriff	General Fund	12/5/2022	19.49
Impact Networking, LLC	Repairs and Maint- Copiers	Sheriff	General Fund	12/5/2022	139.69
Impact Networking, LLC	Repairs and Maint- Copiers	Sheriff	General Fund	12/5/2022	37.40
The Tree House Inc	Repairs and Maint- Copiers	Sheriff	General Fund	12/5/2022	1,335.10
Toshiba America Business Solutions Inc	Repairs and Maint- Copiers	Sheriff	General Fund	12/19/2022	25.65
Toshiba America Business Solutions Inc	Repairs and Maint- Copiers	Sheriff	General Fund	12/19/2022	32.91
APC Stores, Inc (Bumper to Bumper)	Repairs and Maint- Vehicles	Sheriff	General Fund	12/5/2022	54.95
APC Stores, Inc (Bumper to Bumper)	Repairs and Maint- Vehicles	Sheriff	General Fund	12/5/2022	(45.06)
APC Stores, Inc (Bumper to Bumper)	Repairs and Maint- Vehicles	Sheriff	General Fund	12/5/2022	25.28
APC Stores, Inc (Bumper to Bumper)	Repairs and Maint- Vehicles	Sheriff	General Fund	12/5/2022	31.08
APC Stores, Inc (Bumper to Bumper)	Repairs and Maint- Vehicles	Sheriff	General Fund	12/5/2022	33.69
Battery Service Corporation	Repairs and Maint- Vehicles	Sheriff	General Fund	12/5/2022	181.95
Fifth Third Bank	Repairs and Maint- Vehicles	Sheriff	General Fund	12/5/2022	952.71
Hollywood Tools, LLC	Repairs and Maint- Vehicles	Sheriff	General Fund	12/5/2022	24.60
Hollywood Tools, LLC	Repairs and Maint- Vehicles	Sheriff	General Fund	12/5/2022	999.01
Hollywood Tools, LLC	Repairs and Maint- Vehicles	Sheriff	General Fund	12/5/2022	51.95
Hollywood Tools, LLC	Repairs and Maint- Vehicles	Sheriff	General Fund	12/5/2022	38.60
Hollywood Tools, LLC	Repairs and Maint- Vehicles	Sheriff	General Fund	12/5/2022	259.50
Hollywood Tools, LLC	Repairs and Maint- Vehicles	Sheriff	General Fund	12/5/2022	121.50
Hollywood Tools, LLC	Repairs and Maint- Vehicles	Sheriff	General Fund	12/5/2022	26.00
Hollywood Tools, LLC	Repairs and Maint- Vehicles	Sheriff	General Fund	12/5/2022	150.00
Hollywood Tools, LLC	Repairs and Maint- Vehicles	Sheriff	General Fund	12/5/2022	60.00
Hollywood Tools, LLC	Repairs and Maint- Vehicles	Sheriff	General Fund	12/5/2022	225.80
Hollywood Tools, LLC	Repairs and Maint- Vehicles	Sheriff	General Fund	12/5/2022	199.00
Bob Jass Chevrolet, Inc.	Repairs and Maint- Vehicles	Sheriff	General Fund	12/5/2022	27.48
Cintas Corporation	Repairs and Maint- Vehicles	Sheriff	General Fund	12/5/2022	50.90
Elburn NAPA Inc (North Aurora)	Repairs and Maint- Vehicles	Sheriff	General Fund	12/5/2022	96.71
Elburn NAPA Inc (North Aurora)	Repairs and Maint- Vehicles	Sheriff	General Fund	12/5/2022	17.38
Via Carlita LLC dba Hawk Ford of St. Charles	Repairs and Maint- Vehicles	Sheriff	General Fund	12/5/2022	251.78
Via Carlita LLC dba Hawk Ford of St. Charles	Repairs and Maint- Vehicles	Sheriff	General Fund	12/19/2022	174.24
Via Carlita LLC dba Hawk Ford of St. Charles	Repairs and Maint- Vehicles	Sheriff	General Fund	12/19/2022	387.50
Via Carlita LLC dba Hawk Ford of St. Charles	Repairs and Maint- Vehicles	Sheriff	General Fund	12/19/2022	82.02

Weldstar Company	Repairs and Maint- Vehicles	Sheriff	General Fund	12/19/2022	18.60
Elburn NAPA Inc (North Aurora)	Repairs and Maint- Vehicles	Sheriff	General Fund	12/19/2022	33.55
Elburn NAPA Inc (North Aurora)	Repairs and Maint- Vehicles	Sheriff	General Fund	12/19/2022	1,011.98
Elburn NAPA Inc (North Aurora)	Repairs and Maint- Vehicles	Sheriff	General Fund	12/19/2022	133.94
Cintas Corporation	Repairs and Maint- Vehicles	Sheriff	General Fund	12/19/2022	52.59
Cintas Corporation	Repairs and Maint- Vehicles	Sheriff	General Fund	12/19/2022	50.90
Cintas Corporation	Repairs and Maint- Vehicles	Sheriff	General Fund	12/19/2022	50.90
Hollywood Tools, LLC	Repairs and Maint- Vehicles	Sheriff	General Fund	12/19/2022	107.00
Hollywood Tools, LLC	Repairs and Maint- Vehicles	Sheriff	General Fund	12/19/2022	40.25
Hollywood Tools, LLC	Repairs and Maint- Vehicles	Sheriff	General Fund	12/19/2022	412.75
Napleton Autowerks	Repairs and Maint- Vehicles	Sheriff	General Fund	12/19/2022	389.73
Napleton Autowerks	Repairs and Maint- Vehicles	Sheriff	General Fund	12/19/2022	5,521.25
Napleton Autowerks	Repairs and Maint- Vehicles	Sheriff	General Fund	12/19/2022	195.00
Petty Cash-Sheriff	Repairs and Maint- Vehicles	Sheriff	General Fund	12/19/2022	1,454.00
Petty Cash-Sheriff	Repairs and Maint- Vehicles	Sheriff	General Fund	12/19/2022	975.00
Riggs Brothers	Repairs and Maint- Vehicles	Sheriff	General Fund	12/19/2022	545.00
Strypes Plus More, Inc.	Repairs and Maint- Vehicles	Sheriff	General Fund	12/19/2022	450.00
Battery Service Corporation	Repairs and Maint- Vehicles	Sheriff	General Fund	12/19/2022	1,595.40
Battery Service Corporation	Repairs and Maint- Vehicles	Sheriff	General Fund	12/19/2022	531.80
Battery Service Corporation	Repairs and Maint- Vehicles	Sheriff	General Fund	12/19/2022	1,595.40
APC Stores, Inc (Bumper to Bumper)	Repairs and Maint- Vehicles	Sheriff	General Fund	12/19/2022	144.96
APC Stores, Inc (Bumper to Bumper)	Repairs and Maint- Vehicles	Sheriff	General Fund	12/19/2022	12.99
APC Stores, Inc (Bumper to Bumper)	Repairs and Maint- Vehicles	Sheriff	General Fund	12/19/2022	58.05
APC Stores, Inc (Bumper to Bumper)	Repairs and Maint- Vehicles	Sheriff	General Fund	12/19/2022	61.88
APC Stores, Inc (Bumper to Bumper)	Repairs and Maint- Vehicles	Sheriff	General Fund	12/19/2022	164.99
APC Stores, Inc (Bumper to Bumper)	Repairs and Maint- Vehicles	Sheriff	General Fund	12/19/2022	32.52
APC Stores, Inc (Bumper to Bumper)	Repairs and Maint- Vehicles	Sheriff	General Fund	12/19/2022	103.32
Fifth Third Bank	Employee Training	Sheriff	General Fund	12/5/2022	12.00
Fifth Third Bank	Employee Training	Sheriff	General Fund	12/5/2022	155.85
Fifth Third Bank	Employee Training	Sheriff	General Fund	12/5/2022	1,528.98
North East Multi-Regional Training Inc	Employee Training	Sheriff	General Fund	12/5/2022	255.00
The Tree House Inc	Office Supplies	Sheriff	General Fund	12/19/2022	118.90
Fifth Third Bank	Operating Supplies	Sheriff	General Fund	12/5/2022	859.73
Fifth Third Bank	Operating Supplies	Sheriff	General Fund	12/5/2022	104.58
Fifth Third Bank	Operating Supplies	Sheriff	General Fund	12/5/2022	116.36
Fifth Third Bank	Operating Supplies	Sheriff	General Fund	12/5/2022	419.88
Fifth Third Bank	Operating Supplies	Sheriff	General Fund	12/5/2022	300.61
ISHTA (Illinois State Toll Highway Authority)	Operating Supplies	Sheriff	General Fund	12/5/2022	523.21
Chad's Towing & Recovery, Inc.	Operating Supplies	Sheriff	General Fund	12/5/2022	217.00
Critical Reach, Inc.	Operating Supplies	Sheriff	General Fund	12/19/2022	1,220.00
Center for Independent Documentary, Inc.	Operating Supplies	Sheriff	General Fund	12/19/2022	650.00
Fifth Third Bank	S.W.A.T. Supplies	Sheriff	General Fund	12/5/2022	3,550.00
Fifth Third Bank	Bomb Squad Supplies	Sheriff	General Fund	12/5/2022	4,137.40
Petty Cash-Sheriff	Bomb Squad Supplies	Sheriff	General Fund	12/19/2022	384.00
Collins Law Enforcement Sales, Inc.	Uniform Supplies	Sheriff	General Fund	12/19/2022	740.00
Ray O'Herron Co., Inc.	Uniform Supplies	Sheriff	General Fund	12/19/2022	53.18
Ray O'Herron Co., Inc.	Uniform Supplies	Sheriff	General Fund	12/19/2022	105.38
Blu Petroleum Inc	Fuel- Vehicles	Sheriff	General Fund	12/5/2022	2,985.34
Blu Petroleum Inc	Fuel- Vehicles	Sheriff	General Fund	12/5/2022	2,503.87
WEX BANK	Fuel- Vehicles	Sheriff	General Fund	12/5/2022	33,408.77
Blu Petroleum Inc	Fuel- Vehicles	Sheriff	General Fund	12/19/2022	3,481.57
Petty Cash-Sheriff	Medical/Dental/Hospital Services	Sheriff	General Fund	12/5/2022	1,907.19

Petty Cash-Sheriff	Medical/Dental/Hospital Services	Sheriff	General Fund	12/19/2022	1,907.19
Stericycle Inc	Medical/Dental/Hospital Services	Sheriff	General Fund	12/19/2022	175.00
Wexford Health Sources Inc	Medical/Dental/Hospital Services	Sheriff	General Fund	12/19/2022	230,538.27
Green Tree Pharmacy	Medical/Dental/Hospital Services	Sheriff	General Fund	12/19/2022	41.11
Waste Management of Illinois - West	Disposal and Water Softener Srvs	Sheriff	General Fund	12/19/2022	688.57
Waste Management of Illinois - West	Disposal and Water Softener Srvs	Sheriff	General Fund	12/19/2022	427.84
Waste Management of Illinois - West	Disposal and Water Softener Srvs	Sheriff	General Fund	12/19/2022	245.00
Waste Management of Illinois - West	Disposal and Water Softener Srvs	Sheriff	General Fund	12/19/2022	245.00
Waste Management of Illinois - West	Disposal and Water Softener Srvs	Sheriff	General Fund	12/19/2022	686.42
Cummins-Allison Corporation	Repairs and Maint- Comm Equip	Sheriff	General Fund	12/19/2022	391.97
Fifth Third Bank	Employee Training	Sheriff	General Fund	12/5/2022	565.12
Petty Cash-Sheriff	Employee Training	Sheriff	General Fund	12/5/2022	64.00
Petty Cash-Sheriff	Employee Training	Sheriff	General Fund	12/5/2022	64.00
Fifth Third Bank	Office Supplies	Sheriff	General Fund	12/5/2022	51.00
Fifth Third Bank	Office Supplies	Sheriff	General Fund	12/5/2022	138.18
Warehouse Direct, Inc.	Office Supplies	Sheriff	General Fund	12/5/2022	234.65
Fifth Third Bank	Operating Supplies	Sheriff	General Fund	12/5/2022	62.00
Fifth Third Bank	Operating Supplies	Sheriff	General Fund	12/5/2022	279.51
Fifth Third Bank	Operating Supplies	Sheriff	General Fund	12/5/2022	4,608.67
Fifth Third Bank	Operating Supplies	Sheriff	General Fund	12/5/2022	52.49
Affordable Water, Int., Inc.	Operating Supplies	Sheriff	General Fund	12/5/2022	1,975.00
Cintas Corporation	Operating Supplies	Sheriff	General Fund	12/5/2022	40.28
Cintas Corporation	Operating Supplies	Sheriff	General Fund	12/5/2022	40.28
Wagner Investigative Polygraph Service	Operating Supplies	Sheriff	General Fund	12/5/2022	100.00
Warehouse Direct, Inc.	Operating Supplies	Sheriff	General Fund	12/5/2022	280.75
Warehouse Direct, Inc.	Operating Supplies	Sheriff	General Fund	12/5/2022	280.75
Warehouse Direct, Inc.	Operating Supplies	Sheriff	General Fund	12/19/2022	280.75
Cintas Corporation	Operating Supplies	Sheriff	General Fund	12/19/2022	52.12
Cintas Corporation	Operating Supplies	Sheriff	General Fund	12/19/2022	54.07
Insight Public Sector Inc	Operating Supplies	Sheriff	General Fund	12/19/2022	735.00
Toshiba America Business Solutions Inc	Operating Supplies	Sheriff	General Fund	12/19/2022	273.37
Fifth Third Bank	Uniform Supplies	Sheriff	General Fund	12/5/2022	34.00
Ray O'Herron Co., Inc.	Uniform Supplies	Sheriff	General Fund	12/5/2022	24.96
Ray O'Herron Co., Inc.	Uniform Supplies	Sheriff	General Fund	12/19/2022	83.12
Ray O'Herron Co., Inc.	Uniform Supplies	Sheriff	General Fund	12/19/2022	62.51
Ray O'Herron Co., Inc.	Uniform Supplies	Sheriff	General Fund	12/19/2022	159.47
Aramark Services, Inc.	Food	Sheriff	General Fund	12/5/2022	10,927.54
Aramark Services, Inc.	Food	Sheriff	General Fund	12/5/2022	10,590.00
Fifth Third Bank	Food	Sheriff	General Fund	12/5/2022	186.85
Fifth Third Bank	Food	Sheriff	General Fund	12/5/2022	72.32
Petty Cash-Sheriff	Food	Sheriff	General Fund	12/5/2022	25.69
Petty Cash-Sheriff	Food	Sheriff	General Fund	12/5/2022	12.20
Petty Cash-Sheriff	Food	Sheriff	General Fund	12/5/2022	14.08
Petty Cash-Sheriff	Food	Sheriff	General Fund	12/5/2022	16.00
Petty Cash-Sheriff	Food	Sheriff	General Fund	12/5/2022	16.00
Petty Cash-Sheriff	Food	Sheriff	General Fund	12/19/2022	32.00
Aramark Services, Inc.	Food	Sheriff	General Fund	12/19/2022	10,743.52
Aramark Services, Inc.	Food	Sheriff	General Fund	12/19/2022	10,587.99
Behavioral Interventions, Inc. (BI, Inc.)	Food	Sheriff	General Fund	12/19/2022	6,639.55
Century Springs/Ove Water Services	Food	Sheriff	General Fund	12/19/2022	270.68
Century Springs/Ove Water Services	Food	Sheriff	General Fund	12/19/2022	101.72
Century Springs/Ove Water Services	Food	Sheriff	General Fund	12/19/2022	9.28

Century Springs/Ove Water Services	Food	Sheriff	General Fund	12/19/2022	19.86
Century Springs/Ove Water Services	Food	Sheriff	General Fund	12/19/2022	44.01
Bob Barker Company Inc	Clothing Supplies	Sheriff	General Fund	12/19/2022	10,685.94
Aramark Services, Inc.	Public Health Commodities - Coronavirus	Sheriff	General Fund	12/5/2022	26.46
Aramark Services, Inc.	Public Health Commodities - Coronavirus	Sheriff	General Fund	12/5/2022	27.36
Aramark Services, Inc.	Public Health Commodities - Coronavirus	Sheriff	General Fund	12/19/2022	35.28
Aramark Services, Inc.	Public Health Commodities - Coronavirus	Sheriff	General Fund	12/19/2022	22.50
Johnson Controls Security Solutions (Tyco)	Contractual/Consulting Services	Sheriff	General Fund	12/5/2022	394.32
Johnson Controls Security Solutions (Tyco)	Contractual/Consulting Services	Sheriff	General Fund	12/19/2022	940.95
Card Quest Inc.	Repairs and Maint- Comm Equip	Sheriff	General Fund	12/19/2022	5,835.00
Fifth Third Bank	Repairs and Maint- Equipment	Sheriff	General Fund	12/5/2022	449.28
Petty Cash-Sheriff	Employee Training	Sheriff	General Fund	12/19/2022	64.00
Wagner Investigative Polygraph Service	Pre-Employment Physicals	Sheriff	General Fund	12/5/2022	100.00
Century Springs/Ove Water Services	Operating Supplies	Sheriff	General Fund	12/19/2022	25.14
Century Springs/Ove Water Services	Operating Supplies	Sheriff	General Fund	12/19/2022	13.57
Ray O'Herron Co., Inc.	Uniform Supplies	Sheriff	General Fund	12/5/2022	308.54
Ray O'Herron Co., Inc.	Uniform Supplies	Sheriff	General Fund	12/19/2022	79.61
Ray O'Herron Co., Inc.	Uniform Supplies	Sheriff	General Fund	12/19/2022	233.37
Ray O'Herron Co., Inc.	Uniform Supplies	Sheriff	General Fund	12/19/2022	68.52
Collins Law Enforcement Sales, Inc.	Uniform Supplies	Sheriff	General Fund	12/19/2022	1,415.00
Warehouse Direct, Inc.	Medical Supplies and Drugs	Sheriff	General Fund	12/19/2022	444.99
Fifth Third Bank	Repairs and Maint- Comm Equip	Sheriff	General Fund	12/5/2022	325.00
Fifth Third Bank	Repairs and Maint- Equipment	Sheriff	General Fund	12/5/2022	514.91
Fifth Third Bank	Miscellaneous Contractual Exp	Sheriff	General Fund	12/5/2022	149.90
DTN LLC	Miscellaneous Contractual Exp	Sheriff	General Fund	12/19/2022	4,599.00
Fifth Third Bank	Office Supplies	Sheriff	General Fund	12/5/2022	272.94
Quill Corporation	Office Supplies	Sheriff	General Fund	12/19/2022	17.99
Quill Corporation	Office Supplies	Sheriff	General Fund	12/19/2022	112.37
Fifth Third Bank	Operating Supplies	Sheriff	General Fund	12/5/2022	471.09
Fifth Third Bank	Operating Supplies	Sheriff	General Fund	12/5/2022	1,173.30
Menards, Inc.	Operating Supplies	Sheriff	General Fund	12/5/2022	93.51
PETER J BURGERT	Employee Mileage Expense	Merit Commission	General Fund	12/19/2022	187.50
Resource Management Associates	Entrance/Promotional Testing	Merit Commission	General Fund	12/5/2022	1,452.00
Impact Networking, LLC	Repairs and Maint- Copiers	Court Services	General Fund	12/19/2022	120.00
Lisa Aust	Conferences and Meetings	Court Services	General Fund	12/5/2022	258.13
Fifth Third Bank	Conferences and Meetings	Court Services	General Fund	12/5/2022	367.00
Fifth Third Bank	Conferences and Meetings	Court Services	General Fund	12/5/2022	88.80
Fifth Third Bank	Office Supplies	Court Services	General Fund	12/5/2022	263.34
The Tree House Inc	Computer Related Supplies	Court Services	General Fund	12/5/2022	876.80
Clausen Miller P.C.	Legal Services	Court Services	General Fund	12/5/2022	4,747.50
Redwood Toxicology Inc.	Lab Services	Court Services	General Fund	12/5/2022	720.45
Redwood Toxicology Inc.	Lab Services	Court Services	General Fund	12/5/2022	1,158.40
Redwood Toxicology Inc.	Lab Services	Court Services	General Fund	12/5/2022	286.35
Peterson Cleaning, Inc. (PCI Services, Inc.)	Janitorial Services	Court Services	General Fund	12/5/2022	443.75
Peterson Cleaning, Inc. (PCI Services, Inc.)	Janitorial Services	Court Services	General Fund	12/19/2022	500.50
Family Flooring America	Repairs and Maint- Buildings	Court Services	General Fund	12/19/2022	15,519.41
Toshiba America Business Solutions Inc	Repairs and Maint- Copiers	Court Services	General Fund	12/5/2022	46.54
Motorola Solutions Inc	Repairs and Maint- Comm Equip	Court Services	General Fund	12/5/2022	90.00
Motorola Solutions Inc	Repairs and Maint- Comm Equip	Court Services	General Fund	12/19/2022	285.00
105 Grove LLC	Building Space Rental	Court Services	General Fund	12/19/2022	2,779.62
Julie Cho-Valldejuli	Conferences and Meetings	Court Services	General Fund	12/5/2022	45.36
REBECCA J CNOTA-BOYD	Conferences and Meetings	Court Services	General Fund	12/5/2022	142.08

DANIEL P GATES	Conferences and Meetings	Court Services	General Fund	12/5/2022	41.36
Tamara Williams	Conferences and Meetings	Court Services	General Fund	12/5/2022	46.59
Martha A Offutt-Gruber	Conferences and Meetings	Court Services	General Fund	12/19/2022	49.78
Rebecca L Grout	Employee Mileage Expense	Court Services	General Fund	12/19/2022	32.50
Century Springs/Ove Water Services	Miscellaneous Contractual Exp	Court Services	General Fund	12/19/2022	114.24
Century Springs/Ove Water Services	Miscellaneous Contractual Exp	Court Services	General Fund	12/19/2022	30.73
Fifth Third Bank	Office Supplies	Court Services	General Fund	12/5/2022	29.99
Warehouse Direct, Inc.	Office Supplies	Court Services	General Fund	12/5/2022	486.67
Warehouse Direct, Inc.	Office Supplies	Court Services	General Fund	12/5/2022	242.97
Warehouse Direct, Inc.	Office Supplies	Court Services	General Fund	12/19/2022	242.97
Warehouse Direct, Inc.	Office Supplies	Court Services	General Fund	12/19/2022	(242.97)
Fifth Third Bank	Operating Supplies	Court Services	General Fund	12/5/2022	77.95
WEX BANK	Fuel- Vehicles	Court Services	General Fund	12/19/2022	587.55
Nancy Bagley	Psychological/Psychiatric Srvs	Court Services	General Fund	12/5/2022	500.00
Ecker Center for Mental Health	Psychological/Psychiatric Srvs	Court Services	General Fund	12/19/2022	2,500.00
Association for Individual Development (AID)	Psychological/Psychiatric Srvs	Court Services	General Fund	12/19/2022	1,836.67
Redwood Toxicology Inc.	Lab Services	Court Services	General Fund	12/5/2022	1,731.95
Fifth Third Bank	Conferences and Meetings	Court Services	General Fund	12/5/2022	(204.01)
Kimberly A Reed	Conferences and Meetings	Court Services	General Fund	12/5/2022	60.66
Julissa Gonzalez	Incentives	Court Services	General Fund	12/5/2022	26.09
Clausen Miller P.C.	Legal Services	Court Services	General Fund	12/5/2022	4,747.50
Redwood Toxicology Inc.	Lab Services	Court Services	General Fund	12/5/2022	1,062.65
Peterson Cleaning, Inc. (PCI Services, Inc.)	Janitorial Services	Court Services	General Fund	12/5/2022	828.25
Peterson Cleaning, Inc. (PCI Services, Inc.)	Janitorial Services	Court Services	General Fund	12/19/2022	706.50
Peterson Cleaning, Inc. (PCI Services, Inc.)	Janitorial Services	Court Services	General Fund	12/19/2022	866.50
Waste Management of Illinois - West	Repairs and Maint- Buildings	Court Services	General Fund	12/5/2022	125.00
Family Flooring America	Repairs and Maint- Buildings	Court Services	General Fund	12/19/2022	15,519.42
105 Grove LLC	Building Space Rental	Court Services	General Fund	12/19/2022	2,779.62
Chad's Towing & Recovery, Inc.	Repairs and Maint- Vehicles	Court Services	General Fund	12/5/2022	129.00
Chad's Towing & Recovery, Inc.	Repairs and Maint- Vehicles	Court Services	General Fund	12/5/2022	93.00
Chad's Towing & Recovery, Inc.	Repairs and Maint- Vehicles	Court Services	General Fund	12/5/2022	97.00
SC Auto Inc DBA Midas Auto Service	Repairs and Maint- Vehicles	Court Services	General Fund	12/5/2022	44.99
SC Auto Inc DBA Midas Auto Service	Repairs and Maint- Vehicles	Court Services	General Fund	12/5/2022	228.79
SC Auto Inc DBA Midas Auto Service	Repairs and Maint- Vehicles	Court Services	General Fund	12/5/2022	74.99
Century Springs/Ove Water Services	Miscellaneous Contractual Exp	Court Services	General Fund	12/19/2022	35.02
Fifth Third Bank	Office Supplies	Court Services	General Fund	12/5/2022	265.25
Warehouse Direct, Inc.	Office Supplies	Court Services	General Fund	12/5/2022	82.95
Warehouse Direct, Inc.	Office Supplies	Court Services	General Fund	12/19/2022	200.25
Warehouse Direct, Inc.	Office Supplies	Court Services	General Fund	12/19/2022	82.95
Warehouse Direct, Inc.	Office Supplies	Court Services	General Fund	12/19/2022	(82.95)
WEX BANK	Fuel- Vehicles	Court Services	General Fund	12/19/2022	166.06
Family Counseling Services of Aurora	Psychological/Psychiatric Srvs	Court Services	General Fund	12/5/2022	4,283.34
Fifth Third Bank	Juvenile Board and Care	Court Services	General Fund	12/5/2022	17.39
Bob Barker Company Inc	Juvenile Board and Care	Court Services	General Fund	12/19/2022	348.50
Bob Barker Company Inc	Juvenile Board and Care	Court Services	General Fund	12/19/2022	3,022.05
Garcia Clinical Laboratory, Inc.	Lab Services	Court Services	General Fund	12/5/2022	199.50
Redwood Toxicology Inc.	Lab Services	Court Services	General Fund	12/5/2022	38.35
Fifth Third Bank	Employment Advertising	Court Services	General Fund	12/5/2022	886.46
Fifth Third Bank	Conferences and Meetings	Court Services	General Fund	12/5/2022	72.24
Fifth Third Bank	Employee Training	Court Services	General Fund	12/5/2022	692.09
Michael Davis	Employee Mileage Expense	Court Services	General Fund	12/5/2022	258.75
FedEx	Miscellaneous Contractual Exp	Court Services	General Fund	12/5/2022	136.34

Fifth Third Bank	Office Supplies	Court Services	General Fund	12/5/2022	51.87
Warehouse Direct, Inc.	Office Supplies	Court Services	General Fund	12/5/2022	398.94
Warehouse Direct, Inc.	Office Supplies	Court Services	General Fund	12/5/2022	398.94
Fifth Third Bank	Operating Supplies	Court Services	General Fund	12/5/2022	95.95
Fifth Third Bank	Operating Supplies	Court Services	General Fund	12/5/2022	149.00
Salsbury Industries, Inc.	Operating Supplies	Court Services	General Fund	12/5/2022	8,484.00
Sysco Food Services Chicago	Operating Supplies	Court Services	General Fund	12/5/2022	552.98
Sysco Food Services Chicago	Operating Supplies	Court Services	General Fund	12/19/2022	79.88
Sams Club Direct	Operating Supplies	Court Services	General Fund	12/19/2022	219.72
City of St. Charles	Utilities- Water	Court Services	General Fund	12/5/2022	1,255.24
Aramark Services, Inc.	Food	Court Services	General Fund	12/5/2022	1,890.00
Aramark Services, Inc.	Food	Court Services	General Fund	12/5/2022	1,890.00
Sysco Food Services Chicago	Food	Court Services	General Fund	12/5/2022	312.48
Sysco Food Services Chicago	Food	Court Services	General Fund	12/5/2022	2,089.76
Sysco Food Services Chicago	Food	Court Services	General Fund	12/19/2022	1,914.48
Aramark Services, Inc.	Food	Court Services	General Fund	12/19/2022	1,890.00
Sams Club Direct	Food	Court Services	General Fund	12/19/2022	622.24
Green Tree Pharmacy	Medical Supplies and Drugs	Court Services	General Fund	12/5/2022	888.52
McKesson Medical Surgical	Medical Supplies and Drugs	Court Services	General Fund	12/5/2022	4.82
McKesson Medical Surgical	Medical Supplies and Drugs	Court Services	General Fund	12/5/2022	9.64
McKesson Medical Surgical	Medical Supplies and Drugs	Court Services	General Fund	12/19/2022	19.47
Fifth Third Bank	Subscription Databases	Court Services	General Fund	12/5/2022	149.90
Fifth Third Bank	Subscription Databases	Court Services	General Fund	12/5/2022	19.99
Fifth Third Bank	Incentives	Court Services	General Fund	12/5/2022	984.96
WEX BANK	Fuel- Vehicles	Court Services	General Fund	12/19/2022	132.60
M. Cornejo Garcia PsyD PC	Contractual/Consulting Services	Court Services	General Fund	12/19/2022	500.00
Warehouse Direct, Inc.	Computer Related Supplies	Court Services	General Fund	12/5/2022	687.10
Toshiba America Business Solutions Inc	Repairs and Maint- Copiers	Court Services	General Fund	12/5/2022	27.26
Toshiba America Business Solutions Inc	Repairs and Maint- Copiers	Court Services	General Fund	12/19/2022	28.85
Fifth Third Bank	General Advertising	Court Services	General Fund	12/5/2022	1,784.08
Fifth Third Bank	Conferences and Meetings	Court Services	General Fund	12/5/2022	100.86
Ellis O'Connor	Conferences and Meetings	Court Services	General Fund	12/5/2022	187.29
Bridget Springmire	Conferences and Meetings	Court Services	General Fund	12/5/2022	187.29
Ashley VanOpstall	Conferences and Meetings	Court Services	General Fund	12/5/2022	187.29
Elisa M. Lancaster	Conferences and Meetings	Court Services	General Fund	12/19/2022	187.29
Fifth Third Bank	Employee Training	Court Services	General Fund	12/5/2022	3,223.09
Fifth Third Bank	Books and Subscriptions	Court Services	General Fund	12/5/2022	86.60
Pearson Assessments (NCS Pearson Inc.)	Testing Materials	Court Services	General Fund	12/19/2022	24.00
Psychological Assessment Resources Inc (PAR, Inc.)	Testing Materials	Court Services	General Fund	12/19/2022	80.80
Redwood Toxicology Inc.	Lab Services	Court Services	General Fund	12/5/2022	368.55
Fifth Third Bank	Conferences and Meetings	Court Services	General Fund	12/5/2022	133.91
James A. Filkins	Autopsies/Consulting	Coroner	General Fund	12/5/2022	43,200.00
Mitra B. Kalelkar	Autopsies/Consulting	Coroner	General Fund	12/5/2022	18,200.00
Mitra B. Kalelkar	Autopsies/Consulting	Coroner	General Fund	12/19/2022	18,200.00
Mitra B. Kalelkar	Autopsies/Consulting	Coroner	General Fund	12/19/2022	11,200.00
Central DuPage Hospital Association DBA HealthLab	Toxicology Expense	Coroner	General Fund	12/5/2022	190.00
Christiansen & Associates LLC	General Association Dues	Coroner	General Fund	12/5/2022	350.00
International Association of Coroners	General Association Dues	Coroner	General Fund	12/5/2022	1,200.00
Marberry Cleaners & Launderers	Miscellaneous Contractual Exp	Coroner	General Fund	12/5/2022	139.50
Fifth Third Bank	Conferences and Meetings	Environmental Management	General Fund	12/5/2022	96.00
WEX BANK	Fuel- Vehicles	Environmental Management	General Fund	12/19/2022	56.99
Brad Bonifas	Building and Inspection Permits	Development	General Fund	12/5/2022	75.00

Impact Networking, LLC	Repairs and Maint- Copiers	Development	General Fund	12/19/2022	103.31
Rons Automotive Services Inc	Repairs and Maint- Vehicles	Development	General Fund	12/19/2022	117.23
Planet Depos, LLC	Legal Printing	Development	General Fund	12/5/2022	687.00
Fifth Third Bank	Conferences and Meetings	Development	General Fund	12/5/2022	518.42
Fifth Third Bank	General Association Dues	Development	General Fund	12/5/2022	1,025.00
Warehouse Direct, Inc.	Office Supplies	Development	General Fund	12/5/2022	68.61
Warehouse Direct, Inc.	Office Supplies	Development	General Fund	12/19/2022	5.65
Fifth Third Bank	Operating Supplies	Development	General Fund	12/5/2022	45.00
Havlicek Geneva Ace Hardware LLC	Operating Supplies	Development	General Fund	12/19/2022	13.66
Century Springs/Ove Water Services	Operating Supplies	Development	General Fund	12/19/2022	13.57
WEX BANK	Fuel- Vehicles	Development	General Fund	12/5/2022	750.42
WEX BANK	Fuel- Vehicles	Development	General Fund	12/19/2022	727.52
Camic, Johnson, Ltd	Contractual/Consulting Services	Development	General Fund	12/5/2022	400.00
Camic, Johnson, Ltd	Contractual/Consulting Services	Development	General Fund	12/19/2022	400.00
Pitney Bowes Presort Services LLC	Postage	Other- Countywide Expenses	General Fund	12/5/2022	56.61
Pitney Bowes Presort Services LLC	Postage	Other- Countywide Expenses	General Fund	12/5/2022	60.12
FedEx	Postage	Other- Countywide Expenses	General Fund	12/5/2022	24.69
FedEx	Postage	Other- Countywide Expenses	General Fund	12/5/2022	7.36
FedEx	Postage	Other- Countywide Expenses	General Fund	12/5/2022	258.99
FedEx	Postage	Other- Countywide Expenses	General Fund	12/5/2022	96.47
FedEx	Postage	Other- Countywide Expenses	General Fund	12/5/2022	881.09
FedEx	Postage	Other- Countywide Expenses	General Fund	12/5/2022	104.50
FedEx	Postage	Other- Countywide Expenses	General Fund	12/19/2022	78.05
FedEx	Postage	Other- Countywide Expenses	General Fund	12/19/2022	166.50
FedEx	Postage	Other- Countywide Expenses	General Fund	12/19/2022	371.07
FedEx	Postage	Other- Countywide Expenses	General Fund	12/19/2022	115.74
Pitney Bowes Presort Services LLC	Postage	Other- Countywide Expenses	General Fund	12/19/2022	37.44
Pitney Bowes Presort Services LLC	Postage	Other- Countywide Expenses	General Fund	12/19/2022	55.76
Fifth Third Bank	Public Health Services - Coronavirus	Other- Countywide Expenses	General Fund	12/5/2022	40.00
Fifth Third Bank	Public Health Services - Coronavirus	Other- Countywide Expenses	General Fund	12/5/2022	282.02
Telcom Innovations Group LLC	Public Health Services - Coronavirus	Other- Countywide Expenses	General Fund	12/19/2022	33,071.29
Fifth Third Bank	Software Licensing Cost	Other- Countywide Expenses	General Fund	12/5/2022	1,274.95
Hodges-Mace LLC	Software Licensing Cost	Other- Countywide Expenses	General Fund	12/19/2022	7,434.50
Southern Computer Warehouse (SCW)	Software Licensing Cost	Other- Countywide Expenses	General Fund	12/19/2022	3,208.08
Carahsoft Technology Corporation	Software Licensing Cost	Other- Countywide Expenses	General Fund	12/19/2022	5,322.48
Devnet, Inc	Software Licensing Cost	Other- Countywide Expenses	General Fund	12/19/2022	42,166.87
Hart InterCivic, Inc.	Repairs and Maint- Computers	Other- Countywide Expenses	General Fund	12/19/2022	260,758.00
Hart InterCivic, Inc.	Repairs and Maint- Computers	Other- Countywide Expenses	General Fund	12/19/2022	27,000.00
Insight Public Sector Inc	Miscellaneous Contractual Exp	Other- Countywide Expenses	General Fund	12/5/2022	30,369.46
AT&T	Telephone	Other- Countywide Expenses	General Fund	12/5/2022	159.85
AT&T	Telephone	Other- Countywide Expenses	General Fund	12/5/2022	24,568.62
AT&T	Telephone	Other- Countywide Expenses	General Fund	12/5/2022	2,656.05
AT&T	Telephone	Other- Countywide Expenses	General Fund	12/5/2022	6,217.54
Fifth Third Bank	Telephone	Other- Countywide Expenses	General Fund	12/5/2022	70.72
PTS Communications, Inc.	Telephone	Other- Countywide Expenses	General Fund	12/19/2022	103.00
AT&T	Telephone	Other- Countywide Expenses	General Fund	12/19/2022	2,803.66
AT&T	Telephone	Other- Countywide Expenses	General Fund	12/19/2022	398.01
AT&T	Telephone	Other- Countywide Expenses	General Fund	12/19/2022	458.14
Spok, Inc. (USA Mobility Wireless Inc)	Cellular Phone	Other- Countywide Expenses	General Fund	12/5/2022	438.32
Verizon Wireless	Cellular Phone	Other- Countywide Expenses	General Fund	12/5/2022	33,151.74
Spok, Inc. (USA Mobility Wireless Inc)	Cellular Phone	Other- Countywide Expenses	General Fund	12/19/2022	59.64
Spok, Inc. (USA Mobility Wireless Inc)	Cellular Phone	Other- Countywide Expenses	General Fund	12/19/2022	81.87

T-Mobile USA, Inc.	Cellular Phone	Other- Countywide Expenses	General Fund	12/19/2022	47.20
AT&T Mobility	Cellular Phone	Other- Countywide Expenses	General Fund	12/19/2022	72.48
Robert Enright	Internet	Other- Countywide Expenses	General Fund	12/5/2022	67.79
Fifth Third Bank	Internet	Other- Countywide Expenses	General Fund	12/5/2022	109.00
Fifth Third Bank	Internet	Other- Countywide Expenses	General Fund	12/5/2022	2,635.23
Fifth Third Bank	Internet	Other- Countywide Expenses	General Fund	12/5/2022	203.97
Benjamin Fox	Internet	Other- Countywide Expenses	General Fund	12/5/2022	59.99
Corey Malis	Internet	Other- Countywide Expenses	General Fund	12/5/2022	50.00
Matthew Meyer	Internet	Other- Countywide Expenses	General Fund	12/5/2022	99.99
Jill Reed	Internet	Other- Countywide Expenses	General Fund	12/5/2022	39.50
Jill Reed	Internet	Other- Countywide Expenses	General Fund	12/19/2022	39.50
Adam Tedder	Internet	Other- Countywide Expenses	General Fund	12/19/2022	199.98
Benjamin Fox	Internet	Other- Countywide Expenses	General Fund	12/19/2022	59.99
Jon Kloese	Internet	Other- Countywide Expenses	General Fund	12/19/2022	79.95
Lindsey Brusky	Internet	Other- Countywide Expenses	General Fund	12/19/2022	109.00
Cogent Communications Inc	Internet	Other- Countywide Expenses	General Fund	12/19/2022	800.00
Darin P. Earl	Internet	Other- Countywide Expenses	General Fund	12/19/2022	99.99
Fifth Third Bank	Miscellaneous Supplies	Other- Countywide Expenses	General Fund	12/5/2022	1,264.67
Acrisure LLC dba Presidio (Wine Sergi)	Project Administration Services	Human Resource Management	Insurance Liability	12/5/2022	36,000.00
Acrisure LLC dba Presidio (Wine Sergi)	Liability Insurance	Human Resource Management	Insurance Liability	12/5/2022	2,303,351.00
C & D Autobody Repair Inc	Liability Insurance	Human Resource Management	Insurance Liability	12/5/2022	16,372.23
West Bend Mutual Insurance Company	Liability Insurance	Human Resource Management	Insurance Liability	12/5/2022	20.00
West Bend Mutual Insurance Company	Liability Insurance	Human Resource Management	Insurance Liability	12/5/2022	20.00
West Bend Mutual Insurance Company	Liability Insurance	Human Resource Management	Insurance Liability	12/5/2022	20.00
Physicians Immediate Care North Chicago, LLC	Liability Insurance	Human Resource Management	Insurance Liability	12/5/2022	80.00
Via Carlita LLC dba Hawk Ford of St. Charles	Liability Insurance	Human Resource Management	Insurance Liability	12/19/2022	97.60
West Bend Mutual Insurance Company	Liability Insurance	Human Resource Management	Insurance Liability	12/19/2022	20.00
West Bend Mutual Insurance Company	Liability Insurance	Human Resource Management	Insurance Liability	12/19/2022	20.00
CCMSI	Liability Insurance	Human Resource Management	Insurance Liability	12/19/2022	2,263.86
CopyCat Legal, PLLC	Liability Insurance	Human Resource Management	Insurance Liability	12/19/2022	3,000.00
H&H Electric Co.	Liability Insurance	Human Resource Management	Insurance Liability	12/19/2022	3,534.46
Acrisure LLC dba Presidio (Wine Sergi)	Liability Insurance	Human Resource Management	Insurance Liability	12/19/2022	325.00
Acrisure LLC dba Presidio (Wine Sergi)	Liability Insurance	Human Resource Management	Insurance Liability	12/19/2022	300.00
Acrisure LLC dba Presidio (Wine Sergi)	Liability Insurance	Human Resource Management	Insurance Liability	12/19/2022	400.00
Acrisure LLC dba Presidio (Wine Sergi)	Liability Insurance	Human Resource Management	Insurance Liability	12/19/2022	5,598.00
Acrisure LLC dba Presidio (Wine Sergi)	Liability Insurance	Human Resource Management	Insurance Liability	12/19/2022	5,598.00
Acrisure LLC dba Presidio (Wine Sergi)	Workers Compensation	Human Resource Management	Insurance Liability	12/5/2022	320,830.00
CCMSI	Workers Compensation	Human Resource Management	Insurance Liability	12/19/2022	33,237.40
Matthew J Goncher	Workers Compensation	Human Resource Management	Insurance Liability	12/19/2022	853.48
Illinois Department of Employment Security	Unemployment Claims	Human Resource Management	Insurance Liability	12/5/2022	8,232.62
Franco & Moroney LLC dba Franco Moroney Buenik LLC	Legal Services	State's Attorney	Insurance Liability	12/5/2022	1,315.50
Franco & Moroney LLC dba Franco Moroney Buenik LLC	Legal Services	State's Attorney	Insurance Liability	12/19/2022	4,365.91
Laner Muchin Ltd	Legal Services	State's Attorney	Insurance Liability	12/19/2022	6,581.25
Laner Muchin Ltd	Legal Services	State's Attorney	Insurance Liability	12/19/2022	10,730.00
Chronicle Media, LLC	Legal Trial Notices	State's Attorney	Insurance Liability	12/5/2022	150.00
Chronicle Media, LLC	Legal Trial Notices	State's Attorney	Insurance Liability	12/5/2022	300.00
Chronicle Media, LLC	Legal Trial Notices	State's Attorney	Insurance Liability	12/5/2022	25.00
Planet Depos, LLC	Court Reporter Costs	State's Attorney	Insurance Liability	12/19/2022	1,279.30
Planet Depos, LLC	Court Reporter Costs	State's Attorney	Insurance Liability	12/19/2022	935.25
Impact Networking, LLC	Repairs and Maint- Copiers	State's Attorney	Insurance Liability	12/5/2022	182.60
Toshiba America Business Solutions Inc	Repairs and Maint- Copiers	State's Attorney	Insurance Liability	12/5/2022	72.59
Toshiba America Business Solutions Inc	Repairs and Maint- Copiers	State's Attorney	Insurance Liability	12/19/2022	96.15

Fifth Third Bank	Conferences and Meetings	State's Attorney	Insurance Liability	12/5/2022	1,095.00
Fifth Third Bank	Employee Training	State's Attorney	Insurance Liability	12/5/2022	1,396.25
Century Springs/Ove Water Services	Office Supplies	State's Attorney	Insurance Liability	12/19/2022	2.99
Matthew Bender & Co. dba LexisNexis Matthew Bender	Books and Subscriptions	State's Attorney	Insurance Liability	12/5/2022	435.03
Century Springs/Ove Water Services	Office Supplies	Information Technologies	Geographic Information Systems	12/5/2022	13.57
Fifth Third Bank	Office Supplies	Information Technologies	Geographic Information Systems	12/5/2022	21.67
Fifth Third Bank	Computer Related Supplies	Information Technologies	Geographic Information Systems	12/5/2022	38.99
Barbara A Begalka	Payroll Taxes Receivable		FICA/Social Security	12/5/2022	51.21
Andrew T Biddle	Payroll Taxes Receivable		FICA/Social Security	12/5/2022	114.95
Douglas P Brauer	Payroll Taxes Receivable		FICA/Social Security	12/5/2022	44.17
Edward K Catich	Payroll Taxes Receivable		FICA/Social Security	12/5/2022	419.88
Faith A Cavender	Payroll Taxes Receivable		FICA/Social Security	12/5/2022	8.20
Monika A Chlopek	Payroll Taxes Receivable		FICA/Social Security	12/5/2022	21.92
Kenneth J Cyzen	Payroll Taxes Receivable		FICA/Social Security	12/5/2022	413.70
Darren G Delgado	Payroll Taxes Receivable		FICA/Social Security	12/5/2022	199.04
Susan J Deuchler	Payroll Taxes Receivable		FICA/Social Security	12/5/2022	107.25
Deborah A Dortmund-Madison	Payroll Taxes Receivable		FICA/Social Security	12/5/2022	16.06
Walter F Edwards	Payroll Taxes Receivable		FICA/Social Security	12/5/2022	871.96
Mersene Fletcher	Payroll Taxes Receivable		FICA/Social Security	12/5/2022	91.45
Scott A Flowers	Payroll Taxes Receivable		FICA/Social Security	12/5/2022	262.63
Richard J Griffith	Payroll Taxes Receivable		FICA/Social Security	12/5/2022	31.43
Greg Gulanczyk	Payroll Taxes Receivable		FICA/Social Security	12/5/2022	80.85
Alicia Gutierrez	Payroll Taxes Receivable		FICA/Social Security	12/5/2022	5.31
Ronald C Hain	Payroll Taxes Receivable		FICA/Social Security	12/5/2022	1,152.90
Surita Harris	Payroll Taxes Receivable		FICA/Social Security	12/5/2022	3.25
Theresa M Heaton	Payroll Taxes Receivable		FICA/Social Security	12/5/2022	26.78
Jesse S Hernandez	Payroll Taxes Receivable		FICA/Social Security	12/5/2022	1.99
Krysta M Kaus	Payroll Taxes Receivable		FICA/Social Security	12/5/2022	16.57
Virginia L Knapp	Payroll Taxes Receivable		FICA/Social Security	12/5/2022	11.70
Brian T Lewis	Payroll Taxes Receivable		FICA/Social Security	12/5/2022	720.34
Kevin M Lungren	Payroll Taxes Receivable		FICA/Social Security	12/5/2022	9.77
Juan A Marquez	Payroll Taxes Receivable		FICA/Social Security	12/5/2022	955.64
Brooke K Minuth	Payroll Taxes Receivable		FICA/Social Security	12/5/2022	279.81
Juliana R Okapal	Payroll Taxes Receivable		FICA/Social Security	12/5/2022	13.15
Perparim Osmani	Payroll Taxes Receivable		FICA/Social Security	12/5/2022	850.98
Jill A Reed	Payroll Taxes Receivable		FICA/Social Security	12/5/2022	0.53
Megan M Rohleder	Payroll Taxes Receivable		FICA/Social Security	12/5/2022	5.82
Michael J Schramer	Payroll Taxes Receivable		FICA/Social Security	12/5/2022	93.51
Andrew C Schwab	Payroll Taxes Receivable		FICA/Social Security	12/5/2022	101.57
Jeromy S Watrous	Payroll Taxes Receivable		FICA/Social Security	12/5/2022	16.26
Katherine L Wickens	Payroll Taxes Receivable		FICA/Social Security	12/5/2022	1.09
Durrell E Williams	Payroll Taxes Receivable		FICA/Social Security	12/5/2022	304.62
Pamela M Williams	Payroll Taxes Receivable		FICA/Social Security	12/5/2022	361.78
Nicolas G Wolf	Payroll Taxes Receivable		FICA/Social Security	12/5/2022	86.48
Community Foundation of the Fox River Valley	External Grants	County Board	Grand Victoria Casino Elgin	12/19/2022	56,152.54
Friends of the Fox River	External Grants	County Board	Grand Victoria Casino Elgin	12/19/2022	25,968.00
Tyler Technologies, Inc. (New World)	Contractual/Consulting Services	Other- Countywide Expenses	Public Safety Sales Tax	12/5/2022	19,293.75
Tyler Technologies, Inc. (New World)	Contractual/Consulting Services	Other- Countywide Expenses	Public Safety Sales Tax	12/19/2022	1,530.56
Tyler Technologies, Inc. (New World)	Contractual/Consulting Services	Other- Countywide Expenses	Public Safety Sales Tax	12/19/2022	1,357.88
Defin.Net Solutions Inc	Contractual/Consulting Services	Other- Countywide Expenses	Public Safety Sales Tax	12/19/2022	12,000.00
NAT Tech Inc. (National Technologies NTI)	Communications Equipment	Other- Countywide Expenses	Public Safety Sales Tax	12/19/2022	69,053.00
USIC Locating Services LLC	Communications Equipment	Other- Countywide Expenses	Public Safety Sales Tax	12/19/2022	986.98

Chicago Parts and Sound, LLC	Automotive Equipment	Other- Countywide Expenses	Public Safety Sales Tax	12/5/2022	3,236.00
Chicago Parts and Sound, LLC	Automotive Equipment	Other- Countywide Expenses	Public Safety Sales Tax	12/5/2022	1,597.00
Fifth Third Bank	Contractual/Consulting Services	Other- Countywide Expenses	Judicial Technology Sales Tax	12/5/2022	166.66
Defin.Net Solutions Inc	Contractual/Consulting Services	Other- Countywide Expenses	Judicial Technology Sales Tax	12/19/2022	13,000.00
Tyler Technologies, Inc. (New World)	Software Licensing Cost	Other- Countywide Expenses	Judicial Technology Sales Tax	12/19/2022	1,140.00
Fleetwood Finance Leasing LLC	Equipment Lease	Sheriff	Sheriff's Vehicle & Equipment	12/2/2022	32,955.38
Cynthia Christopher	Conferences and Meetings	Treasurer/Collector	Tax Sale Automation	12/19/2022	178.95
Maria E. Herrera	Conferences and Meetings	Treasurer/Collector	Tax Sale Automation	12/19/2022	987.84
Maria E. Herrera	Employee Mileage Expense	Treasurer/Collector	Tax Sale Automation	12/19/2022	135.00
Illinois County Treasurer's Association	General Association Dues	Treasurer/Collector	Tax Sale Automation	12/5/2022	650.00
4Imprint, Inc.	Office Supplies	Treasurer/Collector	Tax Sale Automation	12/19/2022	799.80
Toshiba America Business Solutions Inc	Repairs and Maint- Copiers	County Clerk	Vital Records Automation	12/5/2022	39.41
Illinois Office Supply	General Printing	County Clerk	Vital Records Automation	12/19/2022	6,850.00
Land-Code LLC	Contractual/Consulting Services	Recorder	Recorder's Automation	12/5/2022	72,500.00
Gordon Flesch Company Inc	Repairs and Maint- Copiers	Recorder	Recorder's Automation	12/19/2022	12.52
HOV Services Inc dba an Exela Technologies Co	Operating Supplies	Recorder	Recorder's Automation	12/5/2022	366.13
Land-Code LLC	Computer Related Supplies	Recorder	Recorder's Automation	12/19/2022	439.85
Haske & Haske PC	Contractual/Consulting Services	Judiciary and Courts	Foreclosure Mediation Fund	12/19/2022	100.00
Haske & Haske PC	Contractual/Consulting Services	Judiciary and Courts	Foreclosure Mediation Fund	12/19/2022	150.00
Scott A Slininger	Contractual/Consulting Services	Judiciary and Courts	Foreclosure Mediation Fund	12/19/2022	100.00
Scott A Slininger	Contractual/Consulting Services	Judiciary and Courts	Foreclosure Mediation Fund	12/19/2022	100.00
Scott A Slininger	Contractual/Consulting Services	Judiciary and Courts	Foreclosure Mediation Fund	12/19/2022	100.00
Leonard J Solfa	Contractual/Consulting Services	Judiciary and Courts	Foreclosure Mediation Fund	12/19/2022	100.00
BPS Ventures II LLC DBA BPS Technologies	Repairs and Maint- Equipment	Circuit Clerk	Court Automation	12/5/2022	9,190.00
Deb Chan	Employee Mileage Expense	Circuit Clerk	Court Automation	12/19/2022	60.00
SARAH SCHILKE	Employee Mileage Expense	Circuit Clerk	Court Automation	12/19/2022	45.00
Canon Solutions America Inc	Repairs and Maint- Equipment	Circuit Clerk	Circuit Clerk Admin Services	12/5/2022	103.20
Toshiba America Business Solutions Inc	Repairs and Maint- Equipment	Circuit Clerk	Circuit Clerk Admin Services	12/5/2022	72.57
Accurate Document Destruction Inc (GROOT)	General Printing	Circuit Clerk	Circuit Clerk Admin Services	12/5/2022	601.58
Canon Solutions America Inc	General Printing	Circuit Clerk	Circuit Clerk Admin Services	12/5/2022	844.29
Warehouse Direct, Inc.	Office Supplies	Circuit Clerk	Circuit Clerk Admin Services	12/19/2022	16.97
Laura Steging	Employee Mileage Expense	Circuit Clerk	Circuit Clk Electronic Citation	12/5/2022	51.88
Kobald Reporting Inc	Court Reporter Costs	State's Attorney	Drug Prosecution	12/5/2022	224.00
Martina M. Miranda	Court Reporter Costs	State's Attorney	Drug Prosecution	12/19/2022	24.00
Margaret E Steinberg	Court Reporter Costs	State's Attorney	Drug Prosecution	12/19/2022	200.00
		State's Attorney	Domestic Violence	12/19/2022	92.00
		State's Attorney	Domestic Violence	12/19/2022	40.00
Fifth Third Bank	Employee Training	State's Attorney	Domestic Violence	12/5/2022	243.84
		State's Attorney	Child Advocacy Center	12/5/2022	443.19
MaryJo D'Avola	Court Reporter Costs	State's Attorney	Child Advocacy Center	12/5/2022	114.00
Theresa (Terri) Wells	Court Reporter Costs	State's Attorney	Child Advocacy Center	12/5/2022	90.25
Martina M. Miranda	Court Reporter Costs	State's Attorney	Child Advocacy Center	12/19/2022	56.00
Meagan Carroll	Court Reporter Costs	State's Attorney	Child Advocacy Center	12/19/2022	15.00
Julie Turner	Counseling Services	State's Attorney	Child Advocacy Center	12/19/2022	1,500.00
Julie Turner	Counseling Services	State's Attorney	Child Advocacy Center	12/19/2022	1,500.00
Impact Networking, LLC	Repairs and Maint- Copiers	State's Attorney	Child Advocacy Center	12/5/2022	182.60
Toshiba America Business Solutions Inc	Repairs and Maint- Copiers	State's Attorney	Child Advocacy Center	12/5/2022	14.79
Fifth Third Bank	Conferences and Meetings	State's Attorney	Child Advocacy Center	12/5/2022	40.00
Fifth Third Bank	Employee Training	State's Attorney	Child Advocacy Center	12/5/2022	1,558.74
Fifth Third Bank	Operating Supplies	State's Attorney	Child Advocacy Center	12/5/2022	14.99
Thomson Reuters GRC Inc. (West Government)	Books and Subscriptions	State's Attorney	Child Advocacy Center	12/5/2022	63.24
Thomson Reuters GRC Inc. (West Government)	Books and Subscriptions	State's Attorney	Child Advocacy Center	12/19/2022	97.85

WEX BANK	Fuel- Vehicles	State's Attorney	Child Advocacy Center	12/19/2022	408.14
Halle Cox	Employee Mileage Expense	Law Library	Law Library	12/5/2022	106.26
Ellen Fultz-Schmid	Employee Mileage Expense	Law Library	Law Library	12/5/2022	17.51
Tiffany L. Montiel	Employee Mileage Expense	Law Library	Law Library	12/5/2022	66.88
Fifth Third Bank	Miscellaneous Contractual Exp	Law Library	Law Library	12/5/2022	2,369.00
Fifth Third Bank	Computer Related Supplies	Law Library	Law Library	12/5/2022	288.00
Fifth Third Bank	Postage	Law Library	Law Library	12/5/2022	32.10
Illinois Institute for Continuing Legal Education	Books and Subscriptions	Law Library	Law Library	12/5/2022	112.50
Illinois Institute for Continuing Legal Education	Books and Subscriptions	Law Library	Law Library	12/5/2022	131.25
Thomson Reuters GRC Inc. (West Government)	Books and Subscriptions	Law Library	Law Library	12/5/2022	1,967.00
Century Springs/Ove Water Services	Food	Law Library	Law Library	12/5/2022	10.58
Talented Tenth Social Services	Contractual/Consulting Services	Sheriff	Cannabis Regulation - Local	12/19/2022	500.00
Talented Tenth Social Services	Contractual/Consulting Services	Sheriff	Cannabis Regulation - Local	12/19/2022	500.00
Fifth Third Bank	Operating Supplies	Sheriff	Cannabis Regulation - Local	12/5/2022	5,000.00
Fifth Third Bank	Operating Supplies	Sheriff	Cannabis Regulation - Local	12/5/2022	452.60
Lamar Texas Ltd. Part. dba The Lamar Companies	Operating Supplies	Sheriff	Cannabis Regulation - Local	12/19/2022	581.25
Lamar Texas Ltd. Part. dba The Lamar Companies	Operating Supplies	Sheriff	Cannabis Regulation - Local	12/19/2022	1,550.00
Fifth Third Bank	Operating Supplies	Sheriff	Sheriff DEF Federal - Treasury	12/5/2022	1,209.99
OCV LLC	Operating Supplies	Sheriff	Sheriff DEF Federal - Treasury	12/5/2022	12,985.00
Ray O'Herron Co., Inc.	Operating Supplies	Sheriff	Sheriff DEF Federal - Treasury	12/5/2022	270.77
Ray O'Herron Co., Inc.	Operating Supplies	Sheriff	Sheriff DEF Federal - Treasury	12/19/2022	1,755.88
Ray O'Herron Co., Inc.	Operating Supplies	Sheriff	Sheriff DEF Federal - Treasury	12/19/2022	141.08
CelleBrite Inc.	Operating Supplies	Sheriff	Sheriff DEF Federal - Treasury	12/19/2022	4,880.00
ComEd	Contractual/Consulting Services	Kane Comm	Kane Comm	12/5/2022	27.99
Fifth Third Bank	Contractual/Consulting Services	Kane Comm	Kane Comm	12/5/2022	17.91
PowerDMS Inc	Contractual/Consulting Services	Kane Comm	Kane Comm	12/5/2022	2,062.50
Motorola Solutions Inc	Repairs and Maint- Comm Equip	Kane Comm	Kane Comm	12/5/2022	1,400.00
Ultra Strobe Communications Inc	Repairs and Maint- Comm Equip	Kane Comm	Kane Comm	12/5/2022	1,690.00
Fifth Third Bank	Conferences and Meetings	Kane Comm	Kane Comm	12/5/2022	962.99
Sarah Stoffa	Conferences and Meetings	Kane Comm	Kane Comm	12/5/2022	20.00
Fifth Third Bank	Employee Training	Kane Comm	Kane Comm	12/5/2022	30.00
Fifth Third Bank	Pre-Employment Physicals	Kane Comm	Kane Comm	12/5/2022	49.00
Century Springs/Ove Water Services	Office Supplies	Kane Comm	Kane Comm	12/5/2022	23.45
Fifth Third Bank	Office Supplies	Kane Comm	Kane Comm	12/5/2022	39.37
Sarah Stoffa	Employee Recognition Supplies	Kane Comm	Kane Comm	12/5/2022	79.28
		Court Services	Probation Services	12/5/2022	401.80
		Court Services	Probation Services	12/5/2022	333.20
		Court Services	Probation Services	12/5/2022	1,029.00
		Court Services	Probation Services	12/5/2022	1,078.00
		Court Services	Probation Services	12/5/2022	1,323.00
		Court Services	Probation Services	12/5/2022	558.60
		Court Services	Probation Services	12/5/2022	2,205.00
Braden Counseling Center, PC	Contractual/Consulting Services	Court Services	Probation Services	12/19/2022	125.00
Care Clinics Inc	Contractual/Consulting Services	Court Services	Probation Services	12/19/2022	100.00
Language Line Services	Contractual/Consulting Services	Court Services	Probation Services	12/19/2022	1,832.60
Mind, Body, Spirit Healing (MBSH)	Contractual/Consulting Services	Court Services	Probation Services	12/19/2022	150.00
Care Clinics Inc	Psychological/Psychiatric Svcs	Court Services	Probation Services	12/5/2022	250.00
About Change Counseling	Psychological/Psychiatric Svcs	Court Services	Probation Services	12/5/2022	92.00
About Change Counseling	Psychological/Psychiatric Svcs	Court Services	Probation Services	12/19/2022	660.00
Associates in Behavioral Health Care ABC - DUI	Psychological/Psychiatric Svcs	Court Services	Probation Services	12/19/2022	200.00
Associates in Behavioral Health Care ABC - DUI	Psychological/Psychiatric Svcs	Court Services	Probation Services	12/19/2022	680.00
Associates in Behavioral Health Care ABC - DUI	Psychological/Psychiatric Svcs	Court Services	Probation Services	12/19/2022	750.00

[illegible]

Tools for Life, Ltd	Psychological/Psychiatric Srvs	Court Services	Probation Services	12/19/2022	530.00
Tools for Life, Ltd	Psychological/Psychiatric Srvs	Court Services	Probation Services	12/19/2022	110.00
Tools for Life, Ltd	Psychological/Psychiatric Srvs	Court Services	Probation Services	12/19/2022	80.00
Fifth Third Bank	Software Licensing Cost	Court Services	Probation Services	12/5/2022	1,310.40
Open Text Inc	Software Licensing Cost	Court Services	Probation Services	12/19/2022	786.77
Theodore Polygraph Services, Inc.	Polygraph Testing	Court Services	Probation Services	12/19/2022	350.00
Fifth Third Bank	Conferences and Meetings	Court Services	Probation Services	12/5/2022	(40.74)
Phoebe Heather	Conferences and Meetings	Court Services	Probation Services	12/5/2022	297.02
Kane County Sheriff	Conferences and Meetings	Court Services	Probation Services	12/19/2022	257.97
Abel Screening Inc	Testing Materials	Court Services	Probation Services	12/19/2022	79.00
Abel Screening Inc	Testing Materials	Court Services	Probation Services	12/19/2022	79.00
Abel Screening Inc	Testing Materials	Court Services	Probation Services	12/19/2022	79.00
Abel Screening Inc	Testing Materials	Court Services	Probation Services	12/19/2022	79.00
PharmChem, Inc.	Lab Services	Court Services	Substance Abuse Screening	12/19/2022	345.95
Fifth Third Bank	Lab Services	Court Services	Drug Court Special Resources	12/5/2022	824.00
Redwood Toxicology Inc.	Lab Services	Court Services	Drug Court Special Resources	12/5/2022	7,381.60
Lutheran Social Services of IL	Halfway House	Court Services	Drug Court Special Resources	12/5/2022	266.00
Lutheran Social Services of IL	Halfway House	Court Services	Drug Court Special Resources	12/5/2022	266.00
Serenity House Counseling Services, Inc.	Halfway House	Court Services	Drug Court Special Resources	12/5/2022	340.00
Serenity House Counseling Services, Inc.	Halfway House	Court Services	Drug Court Special Resources	12/5/2022	340.00
Serenity House Counseling Services, Inc.	Halfway House	Court Services	Drug Court Special Resources	12/5/2022	562.00
Serenity House Counseling Services, Inc.	Halfway House	Court Services	Drug Court Special Resources	12/19/2022	165.00
Gateway Foundation	Residential Treatment	Court Services	Drug Court Special Resources	12/5/2022	10,692.00
Fifth Third Bank	Conferences and Meetings	Court Services	Drug Court Special Resources	12/5/2022	2,531.20
Alicia L. Klimpke	Conferences and Meetings	Court Services	Drug Court Special Resources	12/5/2022	11.47
Redwood Toxicology Inc.	Medical Supplies and Drugs	Court Services	Drug Court Special Resources	12/5/2022	140.50
Fifth Third Bank	Drug Court Graduation Supplies	Court Services	Drug Court Special Resources	12/5/2022	457.65
Fifth Third Bank	Sanction Incentives	Court Services	Drug Court Special Resources	12/5/2022	1,200.00
WEX BANK	Fuel- Vehicles	Court Services	Drug Court Special Resources	12/19/2022	207.20
		Court Services	Probation Victim Services	12/5/2022	8.20
		Court Services	Probation Victim Services	12/5/2022	6.80
		Court Services	Probation Victim Services	12/5/2022	21.00
		Court Services	Probation Victim Services	12/5/2022	22.00
		Court Services	Probation Victim Services	12/5/2022	27.00
		Court Services	Probation Victim Services	12/5/2022	11.40
		Court Services	Probation Victim Services	12/5/2022	45.00
Fifth Third Bank	Conferences and Meetings	Coroner	Coroner Administration	12/5/2022	45.07
10-41 Incorporated	General Association Dues	Coroner	Coroner Administration	12/19/2022	2,000.00
North East Multi-Regional Training Inc	General Association Dues	Coroner	Coroner Administration	12/19/2022	1,140.00
Copy King Office Solutions Inc	Miscellaneous Contractual Exp	Coroner	Coroner Administration	12/5/2022	274.68
Fifth Third Bank	Miscellaneous Contractual Exp	Coroner	Coroner Administration	12/5/2022	75.00
Marberry Cleaners & Launderers	Miscellaneous Contractual Exp	Coroner	Coroner Administration	12/5/2022	116.25
Marberry Cleaners & Launderers	Miscellaneous Contractual Exp	Coroner	Coroner Administration	12/5/2022	114.70
TIAA Commercial Finance Inc	Miscellaneous Contractual Exp	Coroner	Coroner Administration	12/5/2022	217.00
Marberry Cleaners & Launderers	Miscellaneous Contractual Exp	Coroner	Coroner Administration	12/19/2022	35.65
Marberry Cleaners & Launderers	Miscellaneous Contractual Exp	Coroner	Coroner Administration	12/19/2022	34.10
Marberry Cleaners & Launderers	Miscellaneous Contractual Exp	Coroner	Coroner Administration	12/19/2022	113.15
Stericycle Inc	Miscellaneous Contractual Exp	Coroner	Coroner Administration	12/19/2022	452.26
Fifth Third Bank	Office Supplies	Coroner	Coroner Administration	12/5/2022	119.38
Fifth Third Bank	Office Supplies	Coroner	Coroner Administration	12/5/2022	72.96
Fifth Third Bank	Operating Supplies	Coroner	Coroner Administration	12/5/2022	615.99
Fifth Third Bank	Operating Supplies	Coroner	Coroner Administration	12/5/2022	31.92

Fifth Third Bank	Operating Supplies	Coroner	Coroner Administration	12/5/2022	1,175.43
Southland Medical, LLC	Operating Supplies	Coroner	Coroner Administration	12/5/2022	68.08
Undertakers Supply Corp	Operating Supplies	Coroner	Coroner Administration	12/5/2022	156.58
Fifth Third Bank	Books and Subscriptions	Coroner	Coroner Administration	12/5/2022	9.95
Fifth Third Bank	Uniform Supplies	Coroner	Coroner Administration	12/5/2022	125.48
Initial Impressions Inc	Uniform Supplies	Coroner	Coroner Administration	12/5/2022	634.40
Benjamin Amelse	Adoption Fees	Animal Control	Animal Control	12/19/2022	200.00
Waste Management of Illinois - West	Contractual/Consulting Services	Animal Control	Animal Control	12/19/2022	117.63
Fifth Third Bank	Veterinarian Services	Animal Control	Animal Control	12/5/2022	337.00
Midwest Veterinary Supply Inc	Veterinarian Services	Animal Control	Animal Control	12/19/2022	124.91
HLP, Inc.	Software Licensing Cost	Animal Control	Animal Control	12/19/2022	1,211.07
DuPage Salt Company	Disposal and Water Softener Svcs	Animal Control	Animal Control	12/19/2022	27.90
Grainger Inc	Repairs and Maint- Buildings	Animal Control	Animal Control	12/19/2022	70.24
Matrix Holdings, LLC dba Terry Plumbing Co.	Repairs and Maint- Buildings	Animal Control	Animal Control	12/19/2022	254.85
Menards, Inc.	Repairs and Maint- Buildings	Animal Control	Animal Control	12/19/2022	7.47
Menards, Inc.	Repairs and Maint- Buildings	Animal Control	Animal Control	12/19/2022	56.21
Menards, Inc.	Repairs and Maint- Buildings	Animal Control	Animal Control	12/19/2022	57.19
Rita Meszaros	Employee Mileage Expense	Animal Control	Animal Control	12/19/2022	15.00
Dreyer Medical Clinic	Employee Medical Expense	Animal Control	Animal Control	12/19/2022	400.00
Fifth Third Bank	Office Supplies	Animal Control	Animal Control	12/5/2022	410.95
Grainger Inc	Office Supplies	Animal Control	Animal Control	12/19/2022	753.37
Midwest Veterinary Supply Inc	Office Supplies	Animal Control	Animal Control	12/19/2022	83.74
Midwest Veterinary Supply Inc	Office Supplies	Animal Control	Animal Control	12/19/2022	11.81
Midwest Veterinary Supply Inc	Office Supplies	Animal Control	Animal Control	12/19/2022	263.94
National Band & Tag Company	Office Supplies	Animal Control	Animal Control	12/19/2022	380.00
Warehouse Direct, Inc.	Office Supplies	Animal Control	Animal Control	12/19/2022	106.26
Warehouse Direct, Inc.	Office Supplies	Animal Control	Animal Control	12/19/2022	229.00
Century Springs/Ove Water Services	Office Supplies	Animal Control	Animal Control	12/19/2022	28.25
Fifth Third Bank	Operating Supplies	Animal Control	Animal Control	12/5/2022	4,571.72
Menards, Inc.	Operating Supplies	Animal Control	Animal Control	12/5/2022	10.99
City of Geneva	Utilities- Water	Animal Control	Animal Control	12/19/2022	424.73
Fifth Third Bank	Animal Care Supplies	Animal Control	Animal Control	12/5/2022	1,257.37
Midwest Veterinary Supply Inc	Animal Care Supplies	Animal Control	Animal Control	12/19/2022	571.28
Fifth Third Bank	Cleaning Supplies	Animal Control	Animal Control	12/5/2022	183.76
Midwest Veterinary Supply Inc	Cleaning Supplies	Animal Control	Animal Control	12/19/2022	1,646.00
Warehouse Direct, Inc.	Cleaning Supplies	Animal Control	Animal Control	12/19/2022	253.98
Warehouse Direct, Inc.	Cleaning Supplies	Animal Control	Animal Control	12/19/2022	49.63
Midwest Veterinary Supply Inc	Medical Supplies and Drugs	Animal Control	Animal Control	12/19/2022	97.48
City of Geneva	Utilities- Electric	Animal Control	Animal Control	12/19/2022	114.91
WCP Financials LLC	Utilities- Electric	Animal Control	Animal Control	12/19/2022	106.98
WEX BANK	Fuel- Vehicles	Animal Control	Animal Control	12/19/2022	596.55
HLP, Inc.	Computer Software License Cost	Animal Control	Animal Control	12/19/2022	9,600.00
BLA Inc	Engineering Services	Transportation	County Highway	12/5/2022	1,285.25
State Materials Engineering LLC	Engineering Services	Transportation	County Highway	12/5/2022	7,395.00
State Materials Engineering LLC	Engineering Services	Transportation	County Highway	12/5/2022	10,957.50
State Materials Engineering LLC	Engineering Services	Transportation	County Highway	12/19/2022	3,781.50
State Materials Engineering LLC	Engineering Services	Transportation	County Highway	12/19/2022	2,589.00
TranSmart, LLC	Engineering Services	Transportation	County Highway	12/19/2022	10,917.02
Christopher B. Burke Engineering, Ltd.	Engineering Services	Transportation	County Highway	12/19/2022	722.50
Christopher B. Burke Engineering, Ltd.	Engineering Services	Transportation	County Highway	12/19/2022	5,754.88
Christopher B. Burke Engineering, Ltd.	Engineering Services	Transportation	County Highway	12/19/2022	42.50
Christopher B. Burke Engineering, Ltd.	Engineering Services	Transportation	County Highway	12/19/2022	42.50

Christopher B. Burke Engineering, Ltd.	Engineering Services	Transportation	County Highway	12/19/2022	750.00
Christopher B. Burke Engineering, Ltd.	Engineering Services	Transportation	County Highway	12/19/2022	2,029.25
Christopher B. Burke Engineering, Ltd.	Engineering Services	Transportation	County Highway	12/19/2022	731.00
Christopher B. Burke Engineering, Ltd.	Engineering Services	Transportation	County Highway	12/19/2022	127.50
Iteris Inc	Engineering Services	Transportation	County Highway	12/19/2022	33,816.89
J Patrick Jaeger	Legal Services	Transportation	County Highway	12/5/2022	4,000.00
Tyler Medical Services, S.C.	Medical/Dental/Hospital Services	Transportation	County Highway	12/5/2022	375.00
Fifth Third Bank	Software Licensing Cost	Transportation	County Highway	12/5/2022	907.38
Gordon Flesch Company Inc	Software Licensing Cost	Transportation	County Highway	12/5/2022	3,884.00
Verizon Comms, Inc. dba Verizon Connect Fleet USA	Software Licensing Cost	Transportation	County Highway	12/5/2022	101.36
Verizon Comms, Inc. dba Verizon Connect Fleet USA	Software Licensing Cost	Transportation	County Highway	12/5/2022	868.55
Verizon Comms, Inc. dba Verizon Connect Fleet USA	Software Licensing Cost	Transportation	County Highway	12/5/2022	868.55
Verizon Comms, Inc. dba Verizon Connect Fleet USA	Software Licensing Cost	Transportation	County Highway	12/5/2022	2,357.89
Verizon Comms, Inc. dba Verizon Connect Fleet USA	Software Licensing Cost	Transportation	County Highway	12/5/2022	727.45
Verizon Comms, Inc. dba Verizon Connect Fleet USA	Software Licensing Cost	Transportation	County Highway	12/5/2022	727.45
Diglet LLC	Software Licensing Cost	Transportation	County Highway	12/19/2022	189.20
Diglet LLC	Software Licensing Cost	Transportation	County Highway	12/19/2022	153.45
Ecopia Tech Corporation	Software Licensing Cost	Transportation	County Highway	12/19/2022	1,000.00
Century Springs/Ove Water Services	Disposal and Water Softener Srvs	Transportation	County Highway	12/19/2022	153.24
Culligan Tri City Soft Water	Disposal and Water Softener Srvs	Transportation	County Highway	12/19/2022	90.00
Waste Management of Illinois - West	Disposal and Water Softener Srvs	Transportation	County Highway	12/19/2022	398.11
Waste Management of Illinois - West	Disposal and Water Softener Srvs	Transportation	County Highway	12/19/2022	796.22
Waste Management of Illinois - West	Disposal and Water Softener Srvs	Transportation	County Highway	12/19/2022	398.11
Peterson Cleaning, Inc. (PCI Services, Inc.)	Janitorial Services	Transportation	County Highway	12/5/2022	1,047.50
Impact Networking, LLC	Repairs and Maint- Copiers	Transportation	County Highway	12/5/2022	35.20
Toshiba America Business Solutions Inc	Repairs and Maint- Copiers	Transportation	County Highway	12/5/2022	1.42
Toshiba America Business Solutions Inc	Repairs and Maint- Copiers	Transportation	County Highway	12/5/2022	5.58
Toshiba America Business Solutions Inc	Repairs and Maint- Copiers	Transportation	County Highway	12/19/2022	5.59
Toshiba America Business Solutions Inc	Repairs and Maint- Copiers	Transportation	County Highway	12/19/2022	274.44
Enterprise FM Trust	Vehicle Lease	Transportation	County Highway	12/5/2022	6,320.14
Enterprise FM Trust	Vehicle Lease	Transportation	County Highway	12/19/2022	4,520.14
Preventative Maintenance Systems	Repairs and Maint- Vehicles	Transportation	County Highway	12/5/2022	39.00
Preventative Maintenance Systems	Repairs and Maint- Vehicles	Transportation	County Highway	12/19/2022	42.50
Kaci Nicole Crowley	Conferences and Meetings	Transportation	County Highway	12/5/2022	12.37
Fifth Third Bank	Conferences and Meetings	Transportation	County Highway	12/5/2022	618.79
Jacqueline Forbes	Conferences and Meetings	Transportation	County Highway	12/5/2022	41.03
Carl Schoedel	Conferences and Meetings	Transportation	County Highway	12/19/2022	1,089.96
Stephen Douglas Zulkowski	Conferences and Meetings	Transportation	County Highway	12/19/2022	5.65
Stephen Douglas Zulkowski	Conferences and Meetings	Transportation	County Highway	12/19/2022	64.00
Kaci Nicole Crowley	Employee Mileage Expense	Transportation	County Highway	12/5/2022	21.75
Jacqueline Forbes	Employee Mileage Expense	Transportation	County Highway	12/5/2022	182.58
Heidi Lichtenberger	Employee Mileage Expense	Transportation	County Highway	12/5/2022	23.02
Stephen Douglas Zulkowski	Employee Mileage Expense	Transportation	County Highway	12/19/2022	57.00
Stephen Douglas Zulkowski	Employee Mileage Expense	Transportation	County Highway	12/19/2022	326.26
Fifth Third Bank	General Association Dues	Transportation	County Highway	12/5/2022	434.00
Fifth Third Bank	Office Supplies	Transportation	County Highway	12/5/2022	1,119.21
Staples Business Advantage	Office Supplies	Transportation	County Highway	12/5/2022	3.09
Staples Business Advantage	Office Supplies	Transportation	County Highway	12/5/2022	31.10
Staples Business Advantage	Office Supplies	Transportation	County Highway	12/5/2022	4.37
Cintas Corporation	Operating Supplies	Transportation	County Highway	12/5/2022	441.33
Fifth Third Bank	Operating Supplies	Transportation	County Highway	12/5/2022	380.33
General Medical Devices Inc(dba AED Professionals)	Operating Supplies	Transportation	County Highway	12/5/2022	1,538.50

Kenneth P. Mielke	Operating Supplies	Transportation	County Highway	12/5/2022	39.84
Airgas North Central, Inc.	Operating Supplies	Transportation	County Highway	12/19/2022	87.16
Fifth Third Bank	Computer Hardware- Non Capital	Transportation	County Highway	12/5/2022	861.94
Fifth Third Bank	Buildings and Grounds Supplies	Transportation	County Highway	12/5/2022	39.99
Grainger Inc	Buildings and Grounds Supplies	Transportation	County Highway	12/5/2022	101.37
McMaster-Carr Supply Co	Buildings and Grounds Supplies	Transportation	County Highway	12/5/2022	113.95
Menards, Inc.	Buildings and Grounds Supplies	Transportation	County Highway	12/5/2022	20.96
Menards, Inc.	Buildings and Grounds Supplies	Transportation	County Highway	12/5/2022	88.78
Menards, Inc.	Buildings and Grounds Supplies	Transportation	County Highway	12/5/2022	141.16
Menards, Inc.	Buildings and Grounds Supplies	Transportation	County Highway	12/19/2022	193.98
Northern Safety and Industrial	Buildings and Grounds Supplies	Transportation	County Highway	12/19/2022	60.27
Holcim-Mamr, Inc.	Crushed Stone	Transportation	County Highway	12/5/2022	634.00
Mandel Metals Inc dba US Standard Sign Co	Sign Material	Transportation	County Highway	12/5/2022	5,390.90
TAPCO (Traffic & Parking Control Co, Inc.)	Sign Material	Transportation	County Highway	12/5/2022	1,661.00
Constellation NewEnergy-Gas Division, LLC	Utilities- Natural Gas	Transportation	County Highway	12/19/2022	1,628.96
Nicor Gas	Utilities- Natural Gas	Transportation	County Highway	12/19/2022	1,145.80
Nicor Gas	Utilities- Natural Gas	Transportation	County Highway	12/19/2022	1,363.75
Constellation NewEnergy Inc.	Utilities- Electric	Transportation	County Highway	12/5/2022	37.05
Constellation NewEnergy Inc.	Utilities- Electric	Transportation	County Highway	12/19/2022	856.97
City of Batavia	Utilities- Intersect Lighting	Transportation	County Highway	12/5/2022	48.20
City of Batavia	Utilities- Intersect Lighting	Transportation	County Highway	12/5/2022	104.72
Constellation NewEnergy Inc.	Utilities- Intersect Lighting	Transportation	County Highway	12/5/2022	49.84
ComEd	Utilities- Intersect Lighting	Transportation	County Highway	12/5/2022	64.61
ComEd	Utilities- Intersect Lighting	Transportation	County Highway	12/5/2022	2,765.41
ComEd	Utilities- Intersect Lighting	Transportation	County Highway	12/5/2022	26.11
ComEd	Utilities- Intersect Lighting	Transportation	County Highway	12/5/2022	20.91
ComEd	Utilities- Intersect Lighting	Transportation	County Highway	12/5/2022	29.75
ComEd	Utilities- Intersect Lighting	Transportation	County Highway	12/5/2022	37.70
ComEd	Utilities- Intersect Lighting	Transportation	County Highway	12/5/2022	7.08
ComEd	Utilities- Intersect Lighting	Transportation	County Highway	12/5/2022	6.11
ComEd	Utilities- Intersect Lighting	Transportation	County Highway	12/5/2022	8.17
ComEd	Utilities- Intersect Lighting	Transportation	County Highway	12/5/2022	184.17
ComEd	Utilities- Intersect Lighting	Transportation	County Highway	12/5/2022	151.86
ComEd	Utilities- Intersect Lighting	Transportation	County Highway	12/5/2022	27.66
ComEd	Utilities- Intersect Lighting	Transportation	County Highway	12/19/2022	22.91
ComEd	Utilities- Intersect Lighting	Transportation	County Highway	12/19/2022	129.90
ComEd	Utilities- Intersect Lighting	Transportation	County Highway	12/19/2022	2,427.07
ComEd	Utilities- Intersect Lighting	Transportation	County Highway	12/19/2022	8.33
ComEd	Utilities- Intersect Lighting	Transportation	County Highway	12/19/2022	38.68
ComEd	Utilities- Intersect Lighting	Transportation	County Highway	12/19/2022	59.96
ComEd	Utilities- Intersect Lighting	Transportation	County Highway	12/19/2022	64.95
ComEd	Utilities- Intersect Lighting	Transportation	County Highway	12/19/2022	88.76
ComEd	Utilities- Intersect Lighting	Transportation	County Highway	12/19/2022	91.75
ComEd	Utilities- Intersect Lighting	Transportation	County Highway	12/19/2022	23.95
ComEd	Utilities- Intersect Lighting	Transportation	County Highway	12/19/2022	21.13
Constellation NewEnergy Inc.	Utilities- Intersect Lighting	Transportation	County Highway	12/19/2022	74.49
Constellation NewEnergy Inc.	Utilities- Intersect Lighting	Transportation	County Highway	12/19/2022	109.43
City of Batavia	Utilities- Intersect Lighting	Transportation	County Highway	12/19/2022	96.50
City of Batavia	Utilities- Intersect Lighting	Transportation	County Highway	12/19/2022	97.94
City of Batavia	Utilities- Intersect Lighting	Transportation	County Highway	12/19/2022	86.14
City of Batavia	Utilities- Intersect Lighting	Transportation	County Highway	12/19/2022	94.70
City of Geneva	Utilities- Intersect Lighting	Transportation	County Highway	12/19/2022	72.03

Petroleum Traders Corporation	Fuel- Vehicles	Transportation	County Highway	12/19/2022	29,781.83
Byrne Software Technologies Inc	Computer Software- Capital	Transportation	County Highway	12/5/2022	3,780.00
Baxter & Woodman Inc	Building Improvements	Transportation	County Highway	12/19/2022	3,722.44
Hampton Lenzini & Renwick, Inc. (HLR)	Bridge Inspection	Transportation	County Bridge	12/5/2022	2,290.48
HR GREEN Inc (formerly SEC GROUP Inc)	Bridge Inspection	Transportation	County Bridge	12/19/2022	40,486.00
Suburban Teamsters of Northern Illinois	Teamsters Contribution	Transportation	Motor Fuel Tax	12/19/2022	45,252.00
BLA Inc	Engineering Services	Transportation	Motor Fuel Tax	12/5/2022	44,841.25
Christopher B. Burke Engineering, Ltd.	Engineering Services	Transportation	Motor Fuel Tax	12/5/2022	3,123.18
V3 Companies, Ltd	Engineering Services	Transportation	Motor Fuel Tax	12/19/2022	3,515.48
V3 Companies, Ltd	Engineering Services	Transportation	Motor Fuel Tax	12/19/2022	79,583.33
BLA Inc	Engineering Services	Transportation	Motor Fuel Local Option	12/5/2022	3,926.05
BLA Inc	Engineering Services	Transportation	Motor Fuel Local Option	12/5/2022	2,113.89
BLA Inc	Engineering Services	Transportation	Motor Fuel Local Option	12/5/2022	4,132.60
BLA Inc	Engineering Services	Transportation	Motor Fuel Local Option	12/5/2022	4,661.07
BLA Inc	Engineering Services	Transportation	Motor Fuel Local Option	12/5/2022	6,027.06
Menards, Inc.	Repairs and Maintenance- Roads	Transportation	Motor Fuel Local Option	12/5/2022	13.74
Menards, Inc.	Repairs and Maintenance- Roads	Transportation	Motor Fuel Local Option	12/19/2022	126.96
Menards, Inc.	Repairs and Maintenance- Roads	Transportation	Motor Fuel Local Option	12/19/2022	17.16
Menards, Inc.	Repairs and Maintenance- Roads	Transportation	Motor Fuel Local Option	12/19/2022	45.26
SKC Construction, Inc.	Repairs and Maint- Cracksealing	Transportation	Motor Fuel Local Option	12/19/2022	406,437.82
Plote Construction Inc. of Hoffman Estates, IL	Repairs and Maint- Resurfacing	Transportation	Motor Fuel Local Option	12/5/2022	517,909.86
Red Wing Shoe Store	Uniform Supplies	Transportation	Motor Fuel Local Option	12/5/2022	5,389.97
Cintas Corporation	Uniform Supplies	Transportation	Motor Fuel Local Option	12/5/2022	311.85
Cintas Corporation	Uniform Supplies	Transportation	Motor Fuel Local Option	12/5/2022	307.52
Cintas Corporation	Uniform Supplies	Transportation	Motor Fuel Local Option	12/19/2022	305.83
Cintas Corporation	Uniform Supplies	Transportation	Motor Fuel Local Option	12/19/2022	305.83
Brad Manning Ford, Inc.	Vehicle Parts/Supplies	Transportation	Motor Fuel Local Option	12/5/2022	7,148.95
Brad Manning Ford, Inc.	Vehicle Parts/Supplies	Transportation	Motor Fuel Local Option	12/5/2022	574.49
Brad Manning Ford, Inc.	Vehicle Parts/Supplies	Transportation	Motor Fuel Local Option	12/5/2022	(1,800.00)
Elburn NAPA Inc (North Aurora)	Vehicle Parts/Supplies	Transportation	Motor Fuel Local Option	12/5/2022	125.17
Elburn NAPA Inc (North Aurora)	Vehicle Parts/Supplies	Transportation	Motor Fuel Local Option	12/5/2022	11.20
Elburn NAPA Inc (North Aurora)	Vehicle Parts/Supplies	Transportation	Motor Fuel Local Option	12/5/2022	9.67
Elburn NAPA Inc (North Aurora)	Vehicle Parts/Supplies	Transportation	Motor Fuel Local Option	12/5/2022	51.51
Elburn NAPA Inc (North Aurora)	Vehicle Parts/Supplies	Transportation	Motor Fuel Local Option	12/5/2022	413.68
Elburn NAPA Inc (North Aurora)	Vehicle Parts/Supplies	Transportation	Motor Fuel Local Option	12/5/2022	33.88
Elburn NAPA Inc (North Aurora)	Vehicle Parts/Supplies	Transportation	Motor Fuel Local Option	12/5/2022	21.70
Elburn NAPA Inc (North Aurora)	Vehicle Parts/Supplies	Transportation	Motor Fuel Local Option	12/5/2022	251.72
Elburn NAPA Inc (North Aurora)	Vehicle Parts/Supplies	Transportation	Motor Fuel Local Option	12/5/2022	442.45
Elburn NAPA Inc (North Aurora)	Vehicle Parts/Supplies	Transportation	Motor Fuel Local Option	12/5/2022	1,128.25
Fifth Third Bank	Vehicle Parts/Supplies	Transportation	Motor Fuel Local Option	12/5/2022	171.97
FleetPride Inc	Vehicle Parts/Supplies	Transportation	Motor Fuel Local Option	12/5/2022	18.99
Lakeside International LLC	Vehicle Parts/Supplies	Transportation	Motor Fuel Local Option	12/5/2022	238.56
Patson Inc dba Transchicago Truck Group	Vehicle Parts/Supplies	Transportation	Motor Fuel Local Option	12/5/2022	85.10
Patson Inc dba Transchicago Truck Group	Vehicle Parts/Supplies	Transportation	Motor Fuel Local Option	12/5/2022	462.57
Pomps Tire Service Inc	Vehicle Parts/Supplies	Transportation	Motor Fuel Local Option	12/5/2022	1,736.10
Pomps Tire Service Inc	Vehicle Parts/Supplies	Transportation	Motor Fuel Local Option	12/5/2022	1,682.40
Truck Country of Illinois	Vehicle Parts/Supplies	Transportation	Motor Fuel Local Option	12/5/2022	410.33
Via Carlita LLC dba Hawk Ford of St. Charles	Vehicle Parts/Supplies	Transportation	Motor Fuel Local Option	12/19/2022	15.86
Via Carlita LLC dba Hawk Ford of St. Charles	Vehicle Parts/Supplies	Transportation	Motor Fuel Local Option	12/19/2022	491.68
Wholesale Direct Inc	Vehicle Parts/Supplies	Transportation	Motor Fuel Local Option	12/19/2022	151.90
Wholesale Direct Inc	Vehicle Parts/Supplies	Transportation	Motor Fuel Local Option	12/19/2022	176.46
R-M Distributing, Inc. dba R&S Distributing, Inc.	Vehicle Parts/Supplies	Transportation	Motor Fuel Local Option	12/19/2022	1,878.01

Rush Truck Centers of Illinois, Inc.	Vehicle Parts/Supplies	Transportation	Motor Fuel Local Option	12/19/2022	102.20
Patson Inc dba Transchicago Truck Group	Vehicle Parts/Supplies	Transportation	Motor Fuel Local Option	12/19/2022	33.70
Patson Inc dba Transchicago Truck Group	Vehicle Parts/Supplies	Transportation	Motor Fuel Local Option	12/19/2022	139.43
Patson Inc dba Transchicago Truck Group	Vehicle Parts/Supplies	Transportation	Motor Fuel Local Option	12/19/2022	335.32
PetroChoice Holdings Inc	Vehicle Parts/Supplies	Transportation	Motor Fuel Local Option	12/19/2022	6,980.57
Lakeside International LLC	Vehicle Parts/Supplies	Transportation	Motor Fuel Local Option	12/19/2022	473.22
Leach Enterprises, Inc.	Vehicle Parts/Supplies	Transportation	Motor Fuel Local Option	12/19/2022	257.58
FleetPride Inc	Vehicle Parts/Supplies	Transportation	Motor Fuel Local Option	12/19/2022	339.04
Elburn NAPA Inc (North Aurora)	Vehicle Parts/Supplies	Transportation	Motor Fuel Local Option	12/19/2022	358.61
Elburn NAPA Inc (North Aurora)	Vehicle Parts/Supplies	Transportation	Motor Fuel Local Option	12/19/2022	19.00
Elburn NAPA Inc (North Aurora)	Vehicle Parts/Supplies	Transportation	Motor Fuel Local Option	12/19/2022	157.69
Elburn NAPA Inc (North Aurora)	Vehicle Parts/Supplies	Transportation	Motor Fuel Local Option	12/19/2022	45.34
Elburn NAPA Inc (North Aurora)	Vehicle Parts/Supplies	Transportation	Motor Fuel Local Option	12/19/2022	98.76
Elburn NAPA Inc (North Aurora)	Vehicle Parts/Supplies	Transportation	Motor Fuel Local Option	12/19/2022	229.59
Elburn NAPA Inc (North Aurora)	Vehicle Parts/Supplies	Transportation	Motor Fuel Local Option	12/19/2022	361.32
Elburn NAPA Inc (North Aurora)	Vehicle Parts/Supplies	Transportation	Motor Fuel Local Option	12/19/2022	487.84
Elburn NAPA Inc (North Aurora)	Vehicle Parts/Supplies	Transportation	Motor Fuel Local Option	12/19/2022	10.47
Elburn NAPA Inc (North Aurora)	Vehicle Parts/Supplies	Transportation	Motor Fuel Local Option	12/19/2022	446.84
Brad Manning Ford, Inc.	Vehicle Parts/Supplies	Transportation	Motor Fuel Local Option	12/19/2022	350.52
Dultmeier Sales LLC	Vehicle Parts/Supplies	Transportation	Motor Fuel Local Option	12/19/2022	480.61
Battery Service Corporation	Vehicle Parts/Supplies	Transportation	Motor Fuel Local Option	12/19/2022	263.85
Battery Service Corporation	Vehicle Parts/Supplies	Transportation	Motor Fuel Local Option	12/19/2022	263.85
DeKane Equipment Corp	Equipment Parts/Supplies	Transportation	Motor Fuel Local Option	12/5/2022	291.25
DeKane Equipment Corp	Equipment Parts/Supplies	Transportation	Motor Fuel Local Option	12/5/2022	164.55
DeKane Equipment Corp	Equipment Parts/Supplies	Transportation	Motor Fuel Local Option	12/5/2022	(23.71)
DeKane Equipment Corp	Equipment Parts/Supplies	Transportation	Motor Fuel Local Option	12/5/2022	362.43
DeKane Equipment Corp	Equipment Parts/Supplies	Transportation	Motor Fuel Local Option	12/5/2022	929.28
Elburn NAPA Inc (North Aurora)	Equipment Parts/Supplies	Transportation	Motor Fuel Local Option	12/5/2022	85.78
Elburn NAPA Inc (North Aurora)	Equipment Parts/Supplies	Transportation	Motor Fuel Local Option	12/5/2022	101.88
Fifth Third Bank	Equipment Parts/Supplies	Transportation	Motor Fuel Local Option	12/5/2022	14.80
Hampton Equipment Inc.	Equipment Parts/Supplies	Transportation	Motor Fuel Local Option	12/5/2022	263.29
Henderson Products Inc	Equipment Parts/Supplies	Transportation	Motor Fuel Local Option	12/5/2022	318.80
Priority Products, Inc.	Equipment Parts/Supplies	Transportation	Motor Fuel Local Option	12/5/2022	124.62
Suburban Propane	Equipment Parts/Supplies	Transportation	Motor Fuel Local Option	12/5/2022	220.74
Wanco, Inc.	Equipment Parts/Supplies	Transportation	Motor Fuel Local Option	12/5/2022	87.00
Priority Products, Inc.	Equipment Parts/Supplies	Transportation	Motor Fuel Local Option	12/19/2022	70.40
Elburn NAPA Inc (North Aurora)	Equipment Parts/Supplies	Transportation	Motor Fuel Local Option	12/19/2022	105.00
Elburn NAPA Inc (North Aurora)	Equipment Parts/Supplies	Transportation	Motor Fuel Local Option	12/19/2022	232.24
Elburn NAPA Inc (North Aurora)	Equipment Parts/Supplies	Transportation	Motor Fuel Local Option	12/19/2022	101.16
Elburn NAPA Inc (North Aurora)	Equipment Parts/Supplies	Transportation	Motor Fuel Local Option	12/19/2022	37.68
EJ Equipment, Inc.	Equipment Parts/Supplies	Transportation	Motor Fuel Local Option	12/19/2022	488.30
Priority Products, Inc.	Equipment Parts/Supplies	Transportation	Motor Fuel Local Option	12/19/2022	766.89
Fifth Third Bank	Tools	Transportation	Motor Fuel Local Option	12/5/2022	258.85
Builders Asphalt, LLC	Road Material	Transportation	Motor Fuel Local Option	12/5/2022	292.56
Menards, Inc.	Road Material	Transportation	Motor Fuel Local Option	12/5/2022	335.36
Menards, Inc.	Road Material	Transportation	Motor Fuel Local Option	12/5/2022	670.72
Menards, Inc.	Road Material	Transportation	Motor Fuel Local Option	12/5/2022	670.72
H&H Electric Co.	Utilities- Intersect Lighting	Transportation	Motor Fuel Local Option	12/5/2022	1,135.21
Stantec Consulting Services Inc	Engineering Services	Transportation	Transportation Sales Tax	12/5/2022	13,093.49
TranSystems Corporation	Engineering Services	Transportation	Transportation Sales Tax	12/5/2022	2,805.78
Electronic Transaction Consultants LLC	Engineering Services	Transportation	Transportation Sales Tax	12/5/2022	121,518.21
Burns & McDonnell Engineering Co	Engineering Services	Transportation	Transportation Sales Tax	12/5/2022	97,282.91

Christopher B. Burke Engineering, Ltd.	Engineering Services	Transportation	Transportation Sales Tax	12/5/2022	30,848.31
Civiltech Engineering, Inc.	Engineering Services	Transportation	Transportation Sales Tax	12/5/2022	47,145.55
A. Epstein & Sons International, Inc.	Engineering Services	Transportation	Transportation Sales Tax	12/5/2022	10,790.52
Alfred Benesch & Co	Engineering Services	Transportation	Transportation Sales Tax	12/5/2022	3,512.83
Alfred Benesch & Co	Engineering Services	Transportation	Transportation Sales Tax	12/19/2022	4,133.68
Baxter & Woodman Inc	Engineering Services	Transportation	Transportation Sales Tax	12/19/2022	4,871.27
Baxter & Woodman Inc	Engineering Services	Transportation	Transportation Sales Tax	12/19/2022	8,784.35
Crawford Murphy & Tilly Inc (CMT)	Engineering Services	Transportation	Transportation Sales Tax	12/19/2022	2,734.11
HR GREEN Inc (formerly SEC GROUP Inc)	Engineering Services	Transportation	Transportation Sales Tax	12/19/2022	1,403.06
Kimley-Horn & Associates, Inc.	Engineering Services	Transportation	Transportation Sales Tax	12/19/2022	211,964.82
Thomas Engineering Group, LLC	Engineering Services	Transportation	Transportation Sales Tax	12/19/2022	35,351.23
Zions Bank	Contractual/Consulting Services	Transportation	Transportation Sales Tax	12/30/2022	3,000.00
PACE Suburban Bus	External Grants	Transportation	Transportation Sales Tax	12/5/2022	772.90
PACE Suburban Bus	External Grants	Transportation	Transportation Sales Tax	12/19/2022	1,303.04
Northern Contracting, Inc.	Road Construction	Transportation	Transportation Sales Tax	12/19/2022	14,790.69
State of IL Treasurer-IDOT	Road Construction	Transportation	Transportation Sales Tax	12/19/2022	71,248.08
Herlihy Mid-Continent Company	Bridge Construction	Transportation	Transportation Sales Tax	12/19/2022	80,221.86
Ottosen DiNolfo, Hasenbalg & Castaldo Ltd	Highway Right of Way	Transportation	Transportation Sales Tax	12/19/2022	1,350.00
Graham's Chocolates	Food Permits	Health	County Health	12/5/2022	152.00
Shoosters Grill	Food Permits	Health	County Health	12/5/2022	152.00
		Health	County Health	12/5/2022	35.00
Jennifer Austin-Smith	Contractual/Consulting Services	Health	County Health	12/5/2022	337.50
MB Super Holdco, Inc dba Abila, Inc	Contractual/Consulting Services	Health	County Health	12/5/2022	91.94
MB Super Holdco, Inc dba Abila, Inc	Contractual/Consulting Services	Health	County Health	12/19/2022	91.94
Knowledge Capital Alliance Inc	Software Licensing Cost	Health	County Health	12/5/2022	937.50
Shred-it USA LLC (Cintas Document Destruction)	Disposal and Water Softener Srvs	Health	County Health	12/5/2022	100.58
Shred-it USA LLC (Cintas Document Destruction)	Disposal and Water Softener Srvs	Health	County Health	12/5/2022	75.86
Shred-it USA LLC (Cintas Document Destruction)	Disposal and Water Softener Srvs	Health	County Health	12/5/2022	100.58
Cipher Technology Solutions Inc (CTS of Illinois)	Repairs and Maint- Buildings	Health	County Health	12/5/2022	235.25
Toshiba America Business Solutions Inc	Repairs and Maint- Office Equip	Health	County Health	12/5/2022	12.16
Toshiba America Business Solutions Inc	Repairs and Maint- Office Equip	Health	County Health	12/5/2022	7.89
Gordon Flesch Company Inc	Repairs and Maint- Office Equip	Health	County Health	12/19/2022	209.00
Impact Networking, LLC	Repairs and Maint- Office Equip	Health	County Health	12/19/2022	343.20
Impact Networking, LLC	Repairs and Maint- Office Equip	Health	County Health	12/19/2022	73.70
Fifth Third Bank	Operating Supplies	Health	County Health	12/5/2022	224.65
Century Springs/Ove Water Services	Operating Supplies	Health	County Health	12/19/2022	100.00
Century Springs/Ove Water Services	Utilities- Water	Health	County Health	12/19/2022	100.00
Feece Oil Company	Fuel- Vehicles	Health	County Health	12/5/2022	69.32
Feece Oil Company	Fuel- Vehicles	Health	County Health	12/5/2022	42.81
WEX BANK	Fuel- Vehicles	Health	County Health	12/5/2022	78.08
Feece Oil Company	Fuel- Vehicles	Health	County Health	12/19/2022	83.10
Stacy J. Zeng	Employee Mileage Expense	Health	County Health	12/5/2022	85.00
Lorena Nunez	Employee Mileage Expense	Health	County Health	12/5/2022	254.30
Warehouse Direct, Inc.	Operating Supplies	Health	County Health	12/5/2022	254.47
AT&T	Telephone	Health	County Health	12/19/2022	249.61
Pacific Interpreters	Contractual/Consulting Services	Health	County Health	12/5/2022	46.50
Maria E. Almanza	Employee Mileage Expense	Health	County Health	12/5/2022	47.50
Carolina Ballines	Employee Mileage Expense	Health	County Health	12/5/2022	140.64
Adam Brill	Employee Mileage Expense	Health	County Health	12/5/2022	205.68
Neal Molnar	Employee Mileage Expense	Health	County Health	12/5/2022	182.53
Colleen R Nyland	Employee Mileage Expense	Health	County Health	12/5/2022	107.27
Colleen R Nyland	Employee Mileage Expense	Health	County Health	12/5/2022	200.03

Nicholas Wall	Employee Mileage Expense	Health	County Health	12/5/2022	246.01
Warehouse Direct, Inc.	Operating Supplies	Health	County Health	12/5/2022	379.35
Aurora African American Health Coalition	Contractual/Consulting Services	Health	County Health	12/5/2022	9,900.00
Equirrium INC	Contractual/Consulting Services	Health	County Health	12/5/2022	195.00
Pacific Interpreters	Contractual/Consulting Services	Health	County Health	12/5/2022	(13.50)
Pacific Interpreters	Contractual/Consulting Services	Health	County Health	12/5/2022	111.00
Constellation NewEnergy Inc.	Utilities- Electric	Health	County Health	12/5/2022	83.05
Constellation NewEnergy Inc.	Utilities- Electric	Health	County Health	12/19/2022	107.53
Mitchell & McCormick, Inc	Contractual/Consulting Services	Health	County Health	12/5/2022	350.00
Mitchell & McCormick, Inc	Contractual/Consulting Services	Health	County Health	12/5/2022	500.00
Theresa Knauf	Employee Mileage Expense	Health	County Health	12/5/2022	24.13
Jill Zolfo	Employee Mileage Expense	Health	County Health	12/5/2022	49.39
Theresa Knauf	Employee Mileage Expense	Health	County Health	12/19/2022	24.13
Fifth Third Bank	Operating Supplies	Health	County Health	12/5/2022	60.00
Warehouse Direct, Inc.	Operating Supplies	Health	County Health	12/5/2022	162.38
Sanofi Pasteur Inc. (via VaccineShop.com)	Medical Supplies and Drugs	Health	County Health	12/5/2022	3,202.92
Sanofi Pasteur Inc. (via VaccineShop.com)	Medical Supplies and Drugs	Health	County Health	12/5/2022	3,380.85
Pacific Interpreters	Contractual/Consulting Services	Health	County Health	12/5/2022	52.50
Presence Mercy Medical Center (Provena)	X-Rays	Health	County Health	12/5/2022	27.00
Warehouse Direct, Inc.	Operating Supplies	Health	County Health	12/5/2022	27.68
Peloton Inc dba Frank's Employment	Contractual/Consulting Services	Health	County Health	12/5/2022	976.08
Peloton Inc dba Frank's Employment	Contractual/Consulting Services	Health	County Health	12/5/2022	1,220.10
Peloton Inc dba Frank's Employment	Contractual/Consulting Services	Health	County Health	12/5/2022	1,220.10
Peloton Inc dba Frank's Employment	Contractual/Consulting Services	Health	County Health	12/19/2022	732.06
University of Kansas Center for Research Inc	Contractual/Consulting Services	Health	County Health	12/5/2022	3,024.00
Sara Gonzalez	Contractual/Consulting Services	Health	County Health	12/5/2022	712.50
Sara Gonzalez	Contractual/Consulting Services	Health	County Health	12/5/2022	825.00
Andrea Johnson	Contractual/Consulting Services	Health	County Health	12/5/2022	637.50
Maria Leon	Contractual/Consulting Services	Health	County Health	12/5/2022	260.40
National Hispanic Suicide Prevention Network, Inc.	Contractual/Consulting Services	Health	County Health	12/5/2022	350.00
Aida P. Palma Carpio	Contractual/Consulting Services	Health	County Health	12/19/2022	150.00
Berenice Tapia Mira	Contractual/Consulting Services	Health	County Health	12/19/2022	460.00
Andrea Johnson	Contractual/Consulting Services	Health	County Health	12/19/2022	637.50
Community Unit School District #300 (CUSD)	Contractual/Consulting Services	Health	County Health	12/19/2022	900.00
Bianca Gonzalez	Contractual/Consulting Services	Health	County Health	12/19/2022	1,980.00
Fifth Third Bank	Employee Training	Health	County Health	12/5/2022	211.42
Community Organizing and Family Issues	Employee Mileage Expense	Health	County Health	12/5/2022	1,950.00
Katherine McCormack	Employee Mileage Expense	Health	County Health	12/5/2022	48.50
Katherine McCormack	Employee Mileage Expense	Health	County Health	12/5/2022	32.88
Fifth Third Bank	Operating Supplies	Health	County Health	12/5/2022	94.96
Sophia Regina Ottomanelli	Employee Mileage Expense	Health	County Health	12/5/2022	35.82
Fifth Third Bank	Contractual/Consulting Services	Health	County Health	12/5/2022	6.00
Fifth Third Bank	Employee Training	Health	County Health	12/5/2022	129.00
Susan R Mrazek	Employee Mileage Expense	Health	County Health	12/5/2022	44.30
Forest Preserve District of Kane County	Contractual/Consulting Services	Health	County Health	12/5/2022	175.00
Peloton Inc dba Frank's Employment	Contractual/Consulting Services	Health	County Health	12/5/2022	1,258.60
Peloton Inc dba Frank's Employment	Contractual/Consulting Services	Health	County Health	12/5/2022	1,258.60
Peoplelink LLC dba Teamsoft	Contractual/Consulting Services	Health	County Health	12/5/2022	1,242.00
Peoplelink LLC dba Teamsoft	Contractual/Consulting Services	Health	County Health	12/5/2022	1,242.00
Peoplelink LLC dba Teamsoft	Contractual/Consulting Services	Health	County Health	12/5/2022	1,043.28
Special Project Staffing dba The Salem Group	Contractual/Consulting Services	Health	County Health	12/5/2022	887.04
Special Project Staffing dba The Salem Group	Contractual/Consulting Services	Health	County Health	12/5/2022	1,148.40

Special Project Staffing dba The Salem Group	Contractual/Consulting Services	Health	County Health	12/5/2022	1,172.16
Special Project Staffing dba The Salem Group	Contractual/Consulting Services	Health	County Health	12/5/2022	712.80
KPMG LLP	Contractual/Consulting Services	Health	County Health	12/5/2022	236,657.50
Peloton Inc dba Frank's Employment	Contractual/Consulting Services	Health	County Health	12/5/2022	4,605.67
Peloton Inc dba Frank's Employment	Contractual/Consulting Services	Health	County Health	12/5/2022	6,356.14
Peloton Inc dba Frank's Employment	Contractual/Consulting Services	Health	County Health	12/5/2022	5,170.90
Fifth Third Bank	Operating Supplies	Health	County Health	12/5/2022	487.49
General Medical Devices Inc(dba AED Professionals)	Operating Supplies	Health	County Health	12/5/2022	3,756.25
Fifth Third Bank	Operating Supplies	Health	County Health	12/5/2022	30.00
Kristina Brown	Employee Mileage Expense	Health	Kane Kares	12/5/2022	161.25
Jill Zolfo	Employee Mileage Expense	Health	Kane Kares	12/5/2022	45.38
Jill Zolfo	Employee Mileage Expense	Health	Kane Kares	12/5/2022	11.25
Warehouse Direct, Inc.	Operating Supplies	Health	Kane Kares	12/5/2022	143.70
Insight Public Sector Inc	Operating Supplies	Health	Kane Kares	12/19/2022	1,836.00
Tamara Livingston dba T.S. Livingston Inc.	Contractual/Consulting Services	Health	Kane Kares	12/5/2022	1,200.00
Tamara Livingston dba T.S. Livingston Inc.	Contractual/Consulting Services	Health	Kane Kares	12/5/2022	1,050.00
Peterson Cleaning, Inc. (PCI Services, Inc.)	Contractual/Consulting Services	Building Management	Mass Vaccination Fund	12/5/2022	349.30
Fifth Third Bank	Contractual/Consulting Services	Building Management	Mass Vaccination Fund	12/5/2022	1.74
Peterson Cleaning, Inc. (PCI Services, Inc.)	Contractual/Consulting Services	Building Management	Mass Vaccination Fund	12/19/2022	70.70
Fifth Third Bank	Contractual/Consulting Services	Health	Mass Vaccination Fund	12/5/2022	114.00
Diane Dawson	Employee Mileage Expense	Health	Mass Vaccination Fund	12/19/2022	36.69
Open Door Health Center of Illinois	External Grants	Other- Countywide Expenses	American Rescue Plan	12/2/2022	5,776.95
Easterseals DuPage & Fox Valley	External Grants	Other- Countywide Expenses	American Rescue Plan	12/16/2022	53,156.00
Family Counseling Services of Aurora	External Grants	Other- Countywide Expenses	American Rescue Plan	12/16/2022	70,000.00
Lazarus House	External Grants	Other- Countywide Expenses	American Rescue Plan	12/16/2022	100,000.00
Association for Individual Development	External Grants	Other- Countywide Expenses	American Rescue Plan	12/16/2022	23,500.00
CASA Kane County	External Grants	Other- Countywide Expenses	American Rescue Plan	12/30/2022	14,923.08
CASA Kane County	External Grants	Other- Countywide Expenses	American Rescue Plan	12/30/2022	333,282.21
Northrn Illinois Food Bank	External Grants	Other- Countywide Expenses	American Rescue Plan	12/30/2022	5,338.86
Open Door Health Center of Illinois	External Grants	Other- Countywide Expenses	American Rescue Plan	12/30/2022	42.45
Open Door Health Center of Illinois	External Grants	Other- Countywide Expenses	American Rescue Plan	12/30/2022	2,228.50
Ernst & Young U.S. LLP	Contractual/Consulting Services	Other- Countywide Expenses	American Rescue Plan	12/19/2022	100,857.40
Ernst & Young U.S. LLP	Contractual/Consulting Services	Other- Countywide Expenses	American Rescue Plan	12/19/2022	63,093.50
Fifth Third Bank	Office Supplies	Veterans' Commission	Veterans' Commission	12/5/2022	34.70
Warehouse Direct, Inc.	Office Supplies	Veterans' Commission	Veterans' Commission	12/19/2022	99.55
Matthew Bender & Co. dba LexisNexis Matthew Bender	Books and Subscriptions	Veterans' Commission	Veterans' Commission	12/19/2022	109.95
Fifth Third Bank	Conferences and Meetings	Information Technologies	IL Counties Information Mgmt	12/5/2022	1,309.61
Fifth Third Bank	Contractual/Consulting Services	Information Technologies	Web Technical Services	12/5/2022	39.90
Fox Valley United Way	Contractual/Consulting Services	Information Technologies	Web Technical Services	12/5/2022	30,000.00
Fifth Third Bank	Software Licensing Cost	Information Technologies	Web Technical Services	12/5/2022	144.00
Fifth Third Bank	Conferences and Meetings	Development	Economic Development	12/5/2022	139.05
Fifth Third Bank	Repairs and Maint- Vehicles	Development	Community Dev Block Program	12/5/2022	27.60
Spillane and Sons Ltd.	Miscellaneous Contractual Exp	Development	Community Dev Block Program	12/5/2022	2,750.00
Spillane and Sons Ltd.	Miscellaneous Contractual Exp	Development	Community Dev Block Program	12/5/2022	5,742.50
Spillane and Sons Ltd.	Miscellaneous Contractual Exp	Development	Community Dev Block Program	12/5/2022	17,425.82
Spillane and Sons Ltd.	Miscellaneous Contractual Exp	Development	Community Dev Block Program	12/19/2022	40,950.00
Spillane and Sons Ltd.	Miscellaneous Contractual Exp	Development	Community Dev Block Program	12/19/2022	16,060.00
Fifth Third Bank	Office Supplies	Development	Community Dev Block Program	12/5/2022	244.57
Fifth Third Bank	Fuel- Vehicles	Development	Community Dev Block Program	12/5/2022	100.00
Pathways Community Network Institute	Contractual/Consulting Services	Development	Homeless Management Info Systems	12/5/2022	756.07
Clark Dietz Inc	Miscellaneous Contractual Exp	Development	CDBG-CV	12/5/2022	21,403.75
Integral Construction, Inc.	Miscellaneous Contractual Exp	Development	CDBG-CV	12/19/2022	83,340.00

Tisa M. Baum	Employee Mileage Expense	Development	Homeless Prevention Program	12/19/2022	88.37
Tisa M. Baum	Employee Mileage Expense	Development	Homeless Prevention Program	12/19/2022	44.27
Spencer J. Anderson	Miscellaneous Contractual Exp	Development	Homeless Prevention Program	12/19/2022	1,780.00
Asumoni Property Management LLC	Miscellaneous Contractual Exp	Development	Homeless Prevention Program	12/19/2022	775.00
Aurora Heights Apartments LLC	Miscellaneous Contractual Exp	Development	Homeless Prevention Program	12/19/2022	985.00
Aurora Heights Apartments LLC	Miscellaneous Contractual Exp	Development	Homeless Prevention Program	12/19/2022	985.00
Aurora Heights Apartments LLC	Miscellaneous Contractual Exp	Development	Homeless Prevention Program	12/19/2022	980.00
Mary Hager-Swanson	Miscellaneous Contractual Exp	Development	Homeless Prevention Program	12/19/2022	905.00
Preferred Home Realty (DBA Preferred Management)	Miscellaneous Contractual Exp	Development	Homeless Prevention Program	12/19/2022	900.00
Preferred Home Realty (DBA Preferred Management)	Miscellaneous Contractual Exp	Development	Homeless Prevention Program	12/19/2022	950.00
Preferred Home Realty (DBA Preferred Management)	Miscellaneous Contractual Exp	Development	Homeless Prevention Program	12/19/2022	900.00
Preferred Home Realty (DBA Preferred Management)	Miscellaneous Contractual Exp	Development	Homeless Prevention Program	12/19/2022	1,000.00
Tongs Brother Inc	Miscellaneous Contractual Exp	Development	Homeless Prevention Program	12/19/2022	850.00
Tongs Brother Inc	Miscellaneous Contractual Exp	Development	Homeless Prevention Program	12/19/2022	830.00
Tongs Brother Inc	Miscellaneous Contractual Exp	Development	Homeless Prevention Program	12/19/2022	740.00
Todd R Von Ohlen	Miscellaneous Contractual Exp	Development	Homeless Prevention Program	12/19/2022	950.00
Pale Blue Dot, LLC	Contractual/Consulting Services	Environmental Management	Elec Agg Civic Contribution	12/19/2022	2,534.50
Pale Blue Dot, LLC	Contractual/Consulting Services	Environmental Management	Elec Agg Civic Contribution	12/19/2022	1,361.27
Special Project Staffing dba The Salem Group	Contractual/Consulting Services	County Board	Farmland Preservation	12/19/2022	315.00
Special Project Staffing dba The Salem Group	Contractual/Consulting Services	County Board	Farmland Preservation	12/19/2022	315.00
Special Project Staffing dba The Salem Group	Contractual/Consulting Services	County Board	Farmland Preservation	12/19/2022	315.00
Special Project Staffing dba The Salem Group	Contractual/Consulting Services	County Board	Farmland Preservation	12/19/2022	315.00
Special Project Staffing dba The Salem Group	Contractual/Consulting Services	County Board	Farmland Preservation	12/19/2022	63.00
Special Project Staffing dba The Salem Group	Contractual/Consulting Services	County Board	Farmland Preservation	12/19/2022	220.50
Special Project Staffing dba The Salem Group	Contractual/Consulting Services	County Board	Farmland Preservation	12/19/2022	315.00
Special Project Staffing dba The Salem Group	Contractual/Consulting Services	County Board	Farmland Preservation	12/19/2022	189.00
Special Project Staffing dba The Salem Group	Contractual/Consulting Services	County Board	Farmland Preservation	12/19/2022	189.00
Special Project Staffing dba The Salem Group	Contractual/Consulting Services	County Board	Farmland Preservation	12/19/2022	315.00
Special Project Staffing dba The Salem Group	Contractual/Consulting Services	County Board	Farmland Preservation	12/19/2022	315.00
Special Project Staffing dba The Salem Group	Contractual/Consulting Services	County Board	Farmland Preservation	12/19/2022	315.00
Batavia Enterprises, Inc	Prepaid Expense		Workforce Development	12/19/2022	19,412.94
County of Kendall	Prepaid Expense		Workforce Development	12/19/2022	800.00
Jeffrey W. Richardson	Prepaid Expense		Workforce Development	12/19/2022	3,144.51
Diane Turner	Employee Mileage Expense	- WIOA 21	Workforce Development	12/19/2022	15.00
Fifth Third Bank	Office Supplies	- WIOA 21	Workforce Development	12/5/2022	411.56
Fifth Third Bank	Conferences and Meetings	- WIOA 21	Workforce Development	12/5/2022	95.37
Grundy-Kendall Regional Office of Education	Miscellaneous Contractual Exp	- WIOA 21	Workforce Development	12/5/2022	2,617.46
Grundy-Kendall Regional Office of Education	Work Based Learning Activities	- WIOA 21	Workforce Development	12/5/2022	1,593.32
Grundy-Kendall Regional Office of Education	Youth Supportive Services	- WIOA 21	Workforce Development	12/5/2022	120.00
Fifth Third Bank	Conferences and Meetings	- WIOA 21	Workforce Development	12/5/2022	286.09
Central States SER, Jobs for Progress, Inc.	Miscellaneous Contractual Exp	- WIOA 21	Workforce Development	12/5/2022	14,218.38
Central States SER, Jobs for Progress, Inc.	Work Based Learning Activities	- WIOA 21	Workforce Development	12/5/2022	6,155.88
Central States SER, Jobs for Progress, Inc.	Academic/Pre-Vocational Services	- WIOA 21	Workforce Development	12/5/2022	16.99
Kishwaukee College	Miscellaneous Contractual Exp	- WIOA 21	Workforce Development	12/5/2022	8,562.58
Kishwaukee College	Work Based Learning Activities	- WIOA 21	Workforce Development	12/5/2022	10,102.30
Kishwaukee College	Youth Supportive Services	- WIOA 21	Workforce Development	12/5/2022	3,446.27
Grundy-Kendall Regional Office of Education	Miscellaneous Contractual Exp	- WIOA 21	Workforce Development	12/5/2022	6,553.25
Grundy-Kendall Regional Office of Education	Work Based Learning Activities	- WIOA 21	Workforce Development	12/5/2022	2,084.71
Grundy-Kendall Regional Office of Education	Youth ITA	- WIOA 21	Workforce Development	12/5/2022	5,931.00
Grundy-Kendall Regional Office of Education	Youth Supportive Services	- WIOA 21	Workforce Development	12/5/2022	140.00
Mrady Commercial Services Inc	Janitorial Services	- WIOA 21	Workforce Development	12/19/2022	88.00
Roberto D. Rivera	Employee Mileage Expense	- WIOA 21	Workforce Development	12/5/2022	18.75

Amanda Weinreis	Employee Mileage Expense	- WIOA 21	Workforce Development	12/5/2022	15.38
Amanda Weinreis	Employee Mileage Expense	- WIOA 21	Workforce Development	12/19/2022	15.38
Renee Renken	Employee Mileage Expense	- WIOA 21	Workforce Development	12/19/2022	11.50
Employment & Employer Services, Inc.	Work Based Learning Activities	- WIOA 21	Workforce Development	12/19/2022	12,534.77
Renee Renken	Office Supplies	- WIOA 21	Workforce Development	12/19/2022	10.06
Fifth Third Bank	Internet	- WIOA 21	Workforce Development	12/5/2022	63.98
IT Expert System, Inc.	DT ITA	- WIOA 21	Workforce Development	12/5/2022	3,200.00
New Lake College Corporation	DT ITA	- WIOA 21	Workforce Development	12/19/2022	1,444.52
Northern Illinois University	DT ITA	- WIOA 21	Workforce Development	12/19/2022	1,413.20
Rasmussen College	DT ITA	- WIOA 21	Workforce Development	12/19/2022	2,727.00
Rock Gate Capital, LLC (dba 160 Driving Academy)	DT ITA	- WIOA 21	Workforce Development	12/19/2022	4,943.00
Rock Gate Capital, LLC (dba 160 Driving Academy)	DT ITA	- WIOA 21	Workforce Development	12/19/2022	4,943.00
Rock Gate Capital, LLC (dba 160 Driving Academy)	DT ITA	- WIOA 21	Workforce Development	12/19/2022	4,993.00
Adtalem Global Educatn dba Chamberlain University	DT ITA	- WIOA 21	Workforce Development	12/19/2022	366.66
Adtalem Global Educatn dba Chamberlain University	DT ITA	- WIOA 21	Workforce Development	12/19/2022	4,394.00
Adtalem Global Educatn dba Chamberlain University	DT ITA	- WIOA 21	Workforce Development	12/19/2022	366.66
Alpha Truck Driving School Inc	DT ITA	- WIOA 21	Workforce Development	12/19/2022	6,899.00
CDL America, Inc.	DT ITA	- WIOA 21	Workforce Development	12/19/2022	5,250.00
CDL America, Inc.	DT ITA	- WIOA 21	Workforce Development	12/19/2022	5,250.00
College of DuPage	DT ITA	- WIOA 21	Workforce Development	12/19/2022	2,999.00
COMNet Group Incorporated	DT ITA	- WIOA 21	Workforce Development	12/19/2022	9,985.00
Waubensee Community College	DT Class Size Training	- WIOA 21	Workforce Development	12/19/2022	1,234.60
Dynamic Works Institute	DT Job Readiness Training	- WIOA 21	Workforce Development	12/19/2022	5,121.31
Dynamic Works Institute	DT Job Readiness Training	- WIOA 21	Workforce Development	12/19/2022	5,852.93
Christian Brammer	SS Transportation Assistance	- WIOA 21	Workforce Development	12/5/2022	253.75
Sapphire Ingram	SS Transportation Assistance	- WIOA 21	Workforce Development	12/19/2022	32.50
Kelly Ann Waynauskas	Employee Mileage Expense	- WIOA 21	Workforce Development	12/5/2022	75.00
Kelly Ann Waynauskas	Employee Mileage Expense	- WIOA 21	Workforce Development	12/5/2022	37.50
Kelly Ann Waynauskas	Employee Mileage Expense	- WIOA 21	Workforce Development	12/19/2022	18.75
Katia Brindis-Lopez	Employee Mileage Expense	- WIOA 21	Workforce Development	12/19/2022	18.75
Deborah Lee Sheppard	Employee Mileage Expense	- WIOA 21	Workforce Development	12/19/2022	75.00
Deborah Lee Sheppard	Employee Mileage Expense	- WIOA 21	Workforce Development	12/19/2022	56.25
Kishwaukee College	DT ITA	- WIOA 21	Workforce Development	12/5/2022	13,318.82
Kishwaukee College	DT ITA	- WIOA 21	Workforce Development	12/5/2022	650.16
Follett Higher Education Group, Inc.	DT ITA	- WIOA 21	Workforce Development	12/19/2022	375.99
Follett Higher Education Group, Inc.	DT ITA	- WIOA 21	Workforce Development	12/19/2022	367.50
Matthew R. Reynolds	SS Transportation Assistance	- WIOA 21	Workforce Development	12/19/2022	280.00
Laura Lee Santiago	SS Transportation Assistance	- WIOA 21	Workforce Development	12/19/2022	229.22
Fifth Third Bank	SS Other Supportive Services	- WIOA 21	Workforce Development	12/5/2022	220.00
Adtalem Global Educatn dba Chamberlain University	DT ITA	- WIOA 21	Workforce Development	12/19/2022	365.00
Mechanics Local 701 Training Fund	DT ITA	- WIOA 21	Workforce Development	12/19/2022	919.14
Rasmussen College	DT ITA	- WIOA 21	Workforce Development	12/19/2022	1,400.00
Rock Gate Capital, LLC (dba 160 Driving Academy)	DT ITA	- WIOA 21	Workforce Development	12/19/2022	4,950.00
Rays Elec. Ser., LLC dba Rays Elect. & Boring Ser.	DT OJT (On the Job Training)	- WIOA 21	Workforce Development	12/5/2022	14,040.00
Resmund Corporation	DT Registered Apprenticeship	- WIOA 21	Workforce Development	12/19/2022	3,800.00
Resmund Corporation	DT Registered Apprenticeship	- WIOA 21	Workforce Development	12/19/2022	550.00
Elgin Community College	DT Class Size Training	- WIOA 21	Workforce Development	12/19/2022	596.90
Elgin Community College	DT Class Size Training	- WIOA 21	Workforce Development	12/19/2022	596.90
Elgin Community College	DT Class Size Training	- WIOA 21	Workforce Development	12/19/2022	997.79
Elgin Community College	DT Class Size Training	- WIOA 21	Workforce Development	12/19/2022	1,197.21
Lucas A. Howard	SS Transportation Assistance	- WIOA 21	Workforce Development	12/5/2022	142.50
Lucas A. Howard	SS Transportation Assistance	- WIOA 21	Workforce Development	12/19/2022	142.50

Tasha Long	SS Transportation Assistance	- WIOA 21	Workforce Development	12/19/2022	206.26
Tasha Long	SS Transportation Assistance	- WIOA 21	Workforce Development	12/19/2022	206.26
Tasha Long	SS Transportation Assistance	- WIOA 21	Workforce Development	12/19/2022	64.26
Cheryl Weiler	Employee Mileage Expense	- WIOA 21	Workforce Development	12/19/2022	52.00
Kishwaukee College	DT ITA	- WIOA 21	Workforce Development	12/5/2022	1,425.00
Rock Gate Capital, LLC (dba 160 Driving Academy)	DT ITA	- WIOA 21	Workforce Development	12/19/2022	5,030.00
Adtalem Global Educatn dba Chamberlain University	DT ITA	- WIOA 21	Workforce Development	12/19/2022	1,137.33
Computer Training Source	DT ITA	- WIOA 21	Workforce Development	12/19/2022	3,720.00
Genesis Healthcare Institute LLC	DT ITA	- WIOA 21	Workforce Development	12/19/2022	4,000.00
Van C. Paleologos	SS Transportation Assistance	- WIOA 21	Workforce Development	12/5/2022	1,200.00
Alexis Hyshaw	SS Transportation Assistance	- WIOA 21	Workforce Development	12/19/2022	362.25
Mlady Commercial Services Inc	Janitorial Services	- WIOA 21	Workforce Development	12/19/2022	132.00
Roberto D. Rivera	Employee Mileage Expense	- WIOA 21	Workforce Development	12/5/2022	18.75
Amanda Weinreis	Employee Mileage Expense	- WIOA 21	Workforce Development	12/5/2022	22.12
Amanda Weinreis	Employee Mileage Expense	- WIOA 21	Workforce Development	12/19/2022	22.12
Renee Renken	Employee Mileage Expense	- WIOA 21	Workforce Development	12/19/2022	8.51
Employment & Employer Services, Inc.	Work Based Learning Activities	- WIOA 21	Workforce Development	12/19/2022	18,802.17
Renee Renken	Office Supplies	- WIOA 21	Workforce Development	12/19/2022	7.29
Fifth Third Bank	Internet	- WIOA 21	Workforce Development	12/5/2022	95.97
Rock Gate Capital, LLC (dba 160 Driving Academy)	DT ITA	- WIOA 21	Workforce Development	12/5/2022	5,030.00
Rock Gate Capital, LLC (dba 160 Driving Academy)	DT ITA	- WIOA 21	Workforce Development	12/19/2022	5,030.00
Alpha Truck Driving School Inc	DT ITA	- WIOA 21	Workforce Development	12/19/2022	6,849.00
Bulldog Driving School	DT ITA	- WIOA 21	Workforce Development	12/19/2022	5,000.00
Microtrain Technologies	DT ITA	- WIOA 21	Workforce Development	12/19/2022	1,240.00
Waubensee Community College	DT Class Size Training	- WIOA 21	Workforce Development	12/19/2022	1,234.59
Dynamic Works Institute	DT Job Readiness Training	- WIOA 21	Workforce Development	12/19/2022	4,023.89
Dynamic Works Institute	DT Job Readiness Training	- WIOA 21	Workforce Development	12/19/2022	3,292.27
Kelly Ann Waynauskas	Employee Mileage Expense	- WIOA 21	Workforce Development	12/5/2022	75.00
Kelly Ann Waynauskas	Employee Mileage Expense	- WIOA 21	Workforce Development	12/5/2022	37.50
Kelly Ann Waynauskas	Employee Mileage Expense	- WIOA 21	Workforce Development	12/19/2022	18.75
Katia Brindis-Lopez	Employee Mileage Expense	- WIOA 21	Workforce Development	12/19/2022	18.75
Deborah Lee Sheppard	Employee Mileage Expense	- WIOA 21	Workforce Development	12/19/2022	75.00
Deborah Lee Sheppard	Employee Mileage Expense	- WIOA 21	Workforce Development	12/19/2022	56.25
Kishwaukee College	DT ITA	- WIOA 21	Workforce Development	12/5/2022	8,289.44
Kishwaukee College	DT ITA	- WIOA 21	Workforce Development	12/19/2022	1,873.00
College of DuPage	DT ITA	- WIOA 21	Workforce Development	12/19/2022	430.00
Follett Higher Education Group, Inc.	DT ITA	- WIOA 21	Workforce Development	12/19/2022	265.50
Chicago Professional Center, Inc.	DT ITA	- WIOA 21	Workforce Development	12/5/2022	3,500.00
Northern Illinois University	DT ITA	- WIOA 21	Workforce Development	12/19/2022	1,510.80
William Rainey Harper College	DT ITA	- WIOA 21	Workforce Development	12/19/2022	991.00
Elgin Community College	DT Class Size Training	- WIOA 21	Workforce Development	12/19/2022	596.90
Elgin Community College	DT Class Size Training	- WIOA 21	Workforce Development	12/19/2022	596.90
Elgin Community College	DT Class Size Training	- WIOA 21	Workforce Development	12/19/2022	997.79
Elgin Community College	DT Class Size Training	- WIOA 21	Workforce Development	12/19/2022	1,197.19
Cheryl Weiler	Employee Mileage Expense	- WIOA 21	Workforce Development	12/19/2022	48.00
Computer Training Source	DT ITA	- WIOA 21	Workforce Development	12/5/2022	4,678.00
Follett Higher Education Group, Inc.	DT ITA	- WIOA 21	Workforce Development	12/19/2022	609.69
William Rainey Harper College	DT ITA	- WIOA 21	Workforce Development	12/19/2022	64.75
Advantage Driver Training, LLC	DT ITA	- WIOA 21	Workforce Development	12/19/2022	4,800.00
Renee Renken	Employee Mileage Expense	- WIOA 22	Workforce Development	12/19/2022	7.95
Elgin Community College	Miscellaneous Contractual Exp	- WIOA 22	Workforce Development	12/19/2022	1,000.09
Elgin Community College	Miscellaneous Contractual Exp	- WIOA 22	Workforce Development	12/19/2022	321.82

Elgin Community College	Work Based Learning Activities	- WIOA 22	Workforce Development	12/19/2022	1,564.78
Elgin Community College	Work Based Learning Activities	- WIOA 22	Workforce Development	12/19/2022	1,145.61
Elgin Community College	Youth Supportive Services	- WIOA 22	Workforce Development	12/19/2022	124.99
Renee Renken	Employee Mileage Expense	- WIOA 22	Workforce Development	12/19/2022	13.80
Central States SER, Jobs for Progress, Inc.	Miscellaneous Contractual Exp	- WIOA 22	Workforce Development	12/19/2022	11,512.65
Parents Alliance Employment Project	Miscellaneous Contractual Exp	- WIOA 22	Workforce Development	12/19/2022	4,506.85
Parents Alliance Employment Project	Miscellaneous Contractual Exp	- WIOA 22	Workforce Development	12/19/2022	4,793.31
Waubensee Community College	Miscellaneous Contractual Exp	- WIOA 22	Workforce Development	12/19/2022	6,922.83
Waubensee Community College	Miscellaneous Contractual Exp	- WIOA 22	Workforce Development	12/19/2022	13,121.59
Central States SER, Jobs for Progress, Inc.	Work Based Learning Activities	- WIOA 22	Workforce Development	12/19/2022	2,935.61
Parents Alliance Employment Project	Work Based Learning Activities	- WIOA 22	Workforce Development	12/19/2022	12,262.64
Parents Alliance Employment Project	Work Based Learning Activities	- WIOA 22	Workforce Development	12/19/2022	12,437.50
Waubensee Community College	Work Based Learning Activities	- WIOA 22	Workforce Development	12/19/2022	7,907.13
Waubensee Community College	Work Based Learning Activities	- WIOA 22	Workforce Development	12/19/2022	13,122.63
Waubensee Community College	Youth ITA	- WIOA 22	Workforce Development	12/19/2022	65.00
Parents Alliance Employment Project	Youth Supportive Services	- WIOA 22	Workforce Development	12/19/2022	124.93
Parents Alliance Employment Project	Youth Supportive Services	- WIOA 22	Workforce Development	12/19/2022	3,419.00
Waubensee Community College	Youth Supportive Services	- WIOA 22	Workforce Development	12/19/2022	134.95
Kishwaukee College	Miscellaneous Contractual Exp	- WIOA 22	Workforce Development	12/19/2022	9,860.61
Kishwaukee College	Work Based Learning Activities	- WIOA 22	Workforce Development	12/19/2022	10,743.16
Kishwaukee College	Youth Supportive Services	- WIOA 22	Workforce Development	12/19/2022	3,093.16
Elgin Community College	Miscellaneous Contractual Exp	- WIOA 22	Workforce Development	12/19/2022	25,105.82
Elgin Community College	Miscellaneous Contractual Exp	- WIOA 22	Workforce Development	12/19/2022	10,213.21
Elgin Community College	Work Based Learning Activities	- WIOA 22	Workforce Development	12/19/2022	9,447.80
Elgin Community College	Work Based Learning Activities	- WIOA 22	Workforce Development	12/19/2022	5,988.62
Elgin Community College	Youth ITA	- WIOA 22	Workforce Development	12/19/2022	4,483.97
Elgin Community College	Youth Supportive Services	- WIOA 22	Workforce Development	12/19/2022	847.20
Elgin Community College	Youth Supportive Services	- WIOA 22	Workforce Development	12/19/2022	614.47
Waubensee Community College	Youth ITA	- WIOA 22	Workforce Development	12/19/2022	136.95
Elgin Community College	DT ITA	- TAA 21	Workforce Development	12/19/2022	387.00
Fifth Third Bank	Professional Services	#NAME?	Workforce Development	12/5/2022	60.04
E J Rohn Company dba Specialty Mat Service	Professional Services	#NAME?	Workforce Development	12/19/2022	43.14
Mlady Commercial Services Inc	Janitorial Services	#NAME?	Workforce Development	12/19/2022	1,126.83
Toshiba America Business Solutions Inc	Repairs and Maint- Copiers	#NAME?	Workforce Development	12/5/2022	321.85
Fifth Third Bank	Employment Advertising	#NAME?	Workforce Development	12/5/2022	75.00
Fifth Third Bank	Office Supplies	#NAME?	Workforce Development	12/5/2022	127.16
Warehouse Direct, Inc.	Office Supplies	#NAME?	Workforce Development	12/5/2022	456.27
Warehouse Direct, Inc.	Office Supplies	#NAME?	Workforce Development	12/5/2022	21.68
Warehouse Direct, Inc.	Office Supplies	#NAME?	Workforce Development	12/19/2022	528.13
Postmaster	Postage	#NAME?	Workforce Development	12/19/2022	275.00
Nicor Gas	Utilities- Natural Gas	#NAME?	Workforce Development	12/5/2022	139.06
Nicor Gas	Utilities- Natural Gas	#NAME?	Workforce Development	12/5/2022	197.90
City of Batavia	Utilities- Electric	#NAME?	Workforce Development	12/19/2022	96.53
AT&T	Telephone	#NAME?	Workforce Development	12/5/2022	24.97
Fifth Third Bank	Internet	#NAME?	Workforce Development	12/5/2022	276.22
Kruis Inc (Sparkle Janitorial Service)	Janitorial Services	#NAME?	Workforce Development	12/19/2022	1,000.00
Fifth Third Bank	Office Supplies	#NAME?	Workforce Development	12/5/2022	229.41
Nicor Gas	Utilities- Natural Gas	#NAME?	Workforce Development	12/19/2022	169.33
ComEd	Utilities- Electric	#NAME?	Workforce Development	12/19/2022	119.38
Fifth Third Bank	Telephone	#NAME?	Workforce Development	12/5/2022	370.90
Fifth Third Bank	Internet	#NAME?	Workforce Development	12/5/2022	141.23
Fifth Third Bank	Office Supplies	#NAME?	Workforce Development	12/5/2022	144.99

Fifth Third Bank	Internet	#NAME?	Workforce Development	12/5/2022	164.90
Fifth Third Bank	Professional Services	#NAME?	Workforce Development	12/5/2022	57.18
E J Rohn Company dba Specialty Mat Service	Professional Services	#NAME?	Workforce Development	12/19/2022	41.09
Mlady Commercial Services Inc	Janitorial Services	#NAME?	Workforce Development	12/19/2022	1,073.17
TEC Services Consulting Inc	Miscellaneous Contractual Exp	#NAME?	Workforce Development	12/5/2022	18,066.46
TEC Services Consulting Inc	Miscellaneous Contractual Exp	#NAME?	Workforce Development	12/19/2022	18,288.11
4Imprint, Inc.	Marketing Supplies	#NAME?	Workforce Development	12/5/2022	1,327.96
Nicor Gas	Utilities- Natural Gas	#NAME?	Workforce Development	12/5/2022	132.43
City of Batavia	Utilities- Electric	#NAME?	Workforce Development	12/19/2022	91.94
AT&T	Telephone	#NAME?	Workforce Development	12/5/2022	23.78
Fifth Third Bank	Internet	#NAME?	Workforce Development	12/5/2022	263.07
Fifth Third Bank	Communication/Web Host	#NAME?	Workforce Development	12/5/2022	35.00
Lisa M. Kish	Contractual/Consulting Services	State's Attorney	Kane County Law Enforcement	12/5/2022	340.00
Lisa M. Kish	Contractual/Consulting Services	State's Attorney	Kane County Law Enforcement	12/19/2022	46.04
Aerial Influence, LLC	Contractual/Consulting Services	State's Attorney	Kane County Law Enforcement	12/19/2022	8,639.00
Scott A. Hagemann	Contractual/Consulting Services	State's Attorney	Kane County Law Enforcement	12/19/2022	488.75
Midwest Computer Products Inc	Public Health Commodities - Coronavirus	Other- Countywide Expenses	Capital Projects	12/5/2022	20,769.90
Telcom Innovations Group LLC	Public Health Commodities - Coronavirus	Other- Countywide Expenses	Capital Projects	12/19/2022	39,119.18
Insight Public Sector Inc	Computers	Other- Countywide Expenses	Capital Projects	12/5/2022	10,520.00
Toshiba America Business Solutions Inc	Computers	Other- Countywide Expenses	Capital Projects	12/5/2022	2,950.00
Toshiba America Business Solutions Inc	Computers	Other- Countywide Expenses	Capital Projects	12/5/2022	2,950.00
Insight Public Sector Inc	Computers	Other- Countywide Expenses	Capital Projects	12/19/2022	39,600.00
Insight Public Sector Inc	Computers	Other- Countywide Expenses	Capital Projects	12/19/2022	20,592.00
Insight Public Sector Inc	Computers	Other- Countywide Expenses	Capital Projects	12/19/2022	810,092.92
Southern Computer Warehouse (SCW)	Computers	Other- Countywide Expenses	Capital Projects	12/19/2022	4,464.30
Alarm Detection Systems, Inc.	Computers	Other- Countywide Expenses	Capital Projects	12/19/2022	34,900.00
Datamation Imaging Services Corporation	Computers	Other- Countywide Expenses	Capital Projects	12/19/2022	5,000.00
Healy, Bender, Patton, & Been Architects	Contractual/Consulting Services	Other- Countywide Expenses	Capital Projects	12/5/2022	885.00
Wight & Company	Contractual/Consulting Services	Other- Countywide Expenses	Capital Projects	12/19/2022	2,697.85
Wight & Company	Contractual/Consulting Services	Other- Countywide Expenses	Capital Projects	12/19/2022	8,038.85
Wight & Company	Contractual/Consulting Services	Other- Countywide Expenses	Capital Projects	12/19/2022	4,082.50
Wight & Company	Contractual/Consulting Services	Other- Countywide Expenses	Capital Projects	12/19/2022	573.00
Break Thru Enterprises, Inc.	Building Improvements	Other- Countywide Expenses	Capital Projects	12/5/2022	17,910.00
Ideal Electric, Inc.	Building Improvements	Other- Countywide Expenses	Capital Projects	12/5/2022	13,950.00
Ideal Electric, Inc.	Building Improvements	Other- Countywide Expenses	Capital Projects	12/5/2022	11,340.00
Wight & Company	Building Improvements	Other- Countywide Expenses	Capital Projects	12/19/2022	4,000.00
Wight & Company	Building Improvements	Other- Countywide Expenses	Capital Projects	12/19/2022	12,100.00
Wight & Company	Building Improvements	Other- Countywide Expenses	Capital Projects	12/19/2022	7,500.00
Wight & Company	Building Improvements	Other- Countywide Expenses	Capital Projects	12/19/2022	67,936.08
Wight & Company	Building Improvements	Other- Countywide Expenses	Capital Projects	12/19/2022	25,731.61
Wight & Company	Building Improvements	Other- Countywide Expenses	Capital Projects	12/19/2022	12,922.11
Midwest Environmental Consulting Services, Inc.	Building Improvements	Other- Countywide Expenses	Capital Projects	12/19/2022	1,200.00
Correct Electronics Inc	Special Purpose Equipment	Other- Countywide Expenses	Capital Projects	12/19/2022	1,500.00
Lakeshore Recycling Systems (Pit Stop Clean Sweep)	Repairs and Maintenance- Roads	Development	Mill Creek Special Service Area	12/19/2022	2,488.81
Cornerstone Partners Horticultural Services Co.	Repairs and Maint- Grounds	Development	Mill Creek Special Service Area	12/5/2022	3,229.92
Cornerstone Partners Horticultural Services Co.	Repairs and Maint- Grounds	Development	Mill Creek Special Service Area	12/5/2022	415.20
Cornerstone Partners Horticultural Services Co.	Repairs and Maint- Grounds	Development	Mill Creek Special Service Area	12/5/2022	4,998.30
Fifth Third Bank	Repairs and Maint- Grounds	Development	Mill Creek Special Service Area	12/5/2022	326.19
Cornerstone Partners Horticultural Services Co.	Repairs and Maint- Grounds	Development	Mill Creek Special Service Area	12/19/2022	361.18
Tri City Land Management Co., LLC	Building Space Rental	Development	Mill Creek Special Service Area	12/19/2022	1,057.12
Fifth Third Bank	Repairs and Maint- Vehicles	Development	Mill Creek Special Service Area	12/5/2022	60.00
Fifth Third Bank	Office Supplies	Development	Mill Creek Special Service Area	12/5/2022	86.96

ComEd	Utilities- Intersect Lighting	Development	Mill Creek Special Service Area	12/19/2022	26.11
ComEd	Utilities- Intersect Lighting	Development	Mill Creek Special Service Area	12/19/2022	115.07
ComEd	Utilities- Intersect Lighting	Development	Mill Creek Special Service Area	12/19/2022	276.05
ComEd	Utilities- Intersect Lighting	Development	Mill Creek Special Service Area	12/19/2022	115.47
Nicor Gas	Utilities- Intersect Lighting	Development	Mill Creek Special Service Area	12/19/2022	87.97
Fifth Third Bank	Fuel- Vehicles	Development	Mill Creek Special Service Area	12/5/2022	15.15
TranSystems Corporation	Engineering Services	Transportation	Central Impact Fees	12/5/2022	7,716.81
JPMorgan Chase Bank N.A.	Interest- Bonds	Debt Service	Capital Improvement Debt Service	12/2/2022	101,101.00
Zions Bank	Restricted Cash & Investments		Longmeadow Debt Service	12/31/2022	143,240.01
Accurate Document Destruction Inc (GROOT)	Contractual/Consulting Services	Environmental Management	Enterprise Surcharge	12/5/2022	2,820.00
CS Geologic LLC	Contractual/Consulting Services	Environmental Management	Enterprise Surcharge	12/5/2022	1,155.00
Vet Tech US	Contractual/Consulting Services	Environmental Management	Enterprise Surcharge	12/5/2022	300.00
Vet Tech US	Contractual/Consulting Services	Environmental Management	Enterprise Surcharge	12/19/2022	300.00
Seven Generations Ahead	Professional Services	Environmental Management	Enterprise Surcharge	12/19/2022	1,000.00
Fifth Third Bank	Conferences and Meetings	Environmental Management	Enterprise Surcharge	12/5/2022	175.00
Margaret C. Ryan	Conferences and Meetings	Environmental Management	Enterprise Surcharge	12/5/2022	105.11
Fifth Third Bank	Office Supplies	Environmental Management	Enterprise Surcharge	12/5/2022	105.95
Toshiba America Business Solutions Inc	Office Supplies	Environmental Management	Enterprise Surcharge	12/19/2022	142.05
Fifth Third Bank	Operating Supplies	Environmental Management	Enterprise Surcharge	12/5/2022	187.20
Lakeshore Recycling Systems (Pit Stop Clean Sweep)	Operating Supplies	Environmental Management	Enterprise Surcharge	12/19/2022	175.00
Century Springs/Ove Water Services	Operating Supplies	Environmental Management	Enterprise Surcharge	12/19/2022	22.15
AssuredPartners Cap. dba Assured Partnrs of IL LLC	Contractual/Consulting Services	Other- Countywide Expenses	Health Insurance Fund	12/5/2022	9,000.00
Flexible Benefits Service, LLC	Healthcare Admin Services	Other- Countywide Expenses	Health Insurance Fund	12/5/2022	948.00
Flexible Benefits Service, LLC	Healthcare Admin Services	Other- Countywide Expenses	Health Insurance Fund	12/19/2022	948.00
Health Care Service Corporation dba BCBSIL	Healthcare - Stop Loss Insurance	Other- Countywide Expenses	Health Insurance Fund	12/19/2022	(31,603.69)
Fidelity Security Life Insurance Company (Eyemed)	Healthcare - Vision Insurance	Other- Countywide Expenses	Health Insurance Fund	12/19/2022	6,673.00
Cigna Health and Life Insurance Company	Healthcare - Dental Insurance	Other- Countywide Expenses	Health Insurance Fund	12/19/2022	60,643.56
Sun Life Assurance Company of Canada	Healthcare - Life Insurance	Other- Countywide Expenses	Health Insurance Fund	12/5/2022	4,363.16
Catilize Health, Inc. dba Catilize Health	Healthcare - Medical Expense Reimbursement	Other- Countywide Expenses	Health Insurance Fund	12/19/2022	3,077.92
Catilize Health, Inc. dba Catilize Health	Healthcare - Medical Expense Reimbursement	Other- Countywide Expenses	Health Insurance Fund	12/19/2022	9,055.33
Health Care Service Corporation dba BCBSIL	Healthcare - Stop Loss Insurance	Other- Countywide Expenses	Health Insurance Fund	12/19/2022	43,126.96
Health Care Service Corporation dba BCBSIL	Self Insured Healthcare Claims	Other- Countywide Expenses	Health Insurance Fund	12/19/2022	606,992.96
Health Care Service Corporation dba BCBSIL	Self Insured Healthcare Claims Administration	Other- Countywide Expenses	Health Insurance Fund	12/19/2022	18,582.19
Health Care Service Corporation dba BCBSIL	Healthcare Facility Access Fee	Other- Countywide Expenses	Health Insurance Fund	12/19/2022	7,633.10
Health Care Service Corporation dba BCBSIL	Healthcare Credits	Other- Countywide Expenses	Health Insurance Fund	12/19/2022	(22,477.57)
Health Care Service Corporation dba BCBSIL	Healthcare - Stop Loss Insurance	Other- Countywide Expenses	Health Insurance Fund	12/19/2022	37,980.72
Health Care Service Corporation dba BCBSIL	Self Insured Healthcare Claims	Other- Countywide Expenses	Health Insurance Fund	12/19/2022	601,365.18
Health Care Service Corporation dba BCBSIL	Self Insured Healthcare Claims Administration	Other- Countywide Expenses	Health Insurance Fund	12/19/2022	34,003.34
Health Care Service Corporation dba BCBSIL	Healthcare HMO Managed Care Fee	Other- Countywide Expenses	Health Insurance Fund	12/19/2022	7,527.60
Health Care Service Corporation dba BCBSIL	Healthcare Physician Services Fee	Other- Countywide Expenses	Health Insurance Fund	12/19/2022	214,144.30
Health Care Service Corporation dba BCBSIL	Healthcare Credits	Other- Countywide Expenses	Health Insurance Fund	12/19/2022	(41,059.08)
Humana Insurance Company	Healthcare - Health Insurance	Other- Countywide Expenses	Health Insurance Fund	12/5/2022	9,868.98
Intrado Life & Safety Solutions Corp (West Safety)	Accrued Liabilities		911 Emergency Surcharge	12/5/2022	70,407.18
Intrado Life & Safety Solutions Corp (West Safety)	Distribution	Information Technologies	911 Emergency Surcharge	12/5/2022	23,008.54
Intrado Life & Safety Solutions Corp (West Safety)	Distribution	Information Technologies	911 Emergency Surcharge	12/5/2022	3,834.76
Intrado Life & Safety Solutions Corp (West Safety)	Distribution	Information Technologies	911 Emergency Surcharge	12/5/2022	11,504.27
Intrado Life & Safety Solutions Corp (West Safety)	Distribution	Information Technologies	911 Emergency Surcharge	12/5/2022	(1,615.38)
Public Risk Underwriters of the Midwest, LLC	Distribution	Information Technologies	911 Emergency Surcharge	12/5/2022	11,307.00
AT&T	Distribution	Information Technologies	911 Emergency Surcharge	12/5/2022	98.63
AT&T	Distribution	Information Technologies	911 Emergency Surcharge	12/19/2022	805.54
AT&T	Distribution	Information Technologies	911 Emergency Surcharge	12/19/2022	(191.35)
AT&T	Distribution	Information Technologies	911 Emergency Surcharge	12/19/2022	100.65

AT&T	Distribution	Information Technologies	911 Emergency Surcharge	12/19/2022	100.65
AT&T	Distribution	Information Technologies	911 Emergency Surcharge	12/19/2022	97.32
AT&T	Distribution	Information Technologies	911 Emergency Surcharge	12/19/2022	217.92
John F. Harahan	Distribution	Information Technologies	911 Emergency Surcharge	12/19/2022	1,822.50
John F. Harahan	Distribution	Information Technologies	911 Emergency Surcharge	12/19/2022	405.00
Voiance Language Services, LLC	Distribution	Information Technologies	911 Emergency Surcharge	12/19/2022	217.50
Voiance Language Services, LLC	Distribution	Information Technologies	911 Emergency Surcharge	12/19/2022	189.75
Doreen L. Weisberg	Accrued Liabilities		Special Deposit	12/20/2022	10,864.78
Illinois Department of Revenue	Accrued Liabilities		Recorder's Rental Surcharge	12/1/2022	33,840.00
Flexible Benefits Service, LLC	Accrued Liabilities		Flexible Spending Account	12/5/2022	6,079.10
Flexible Benefits Service, LLC	Accrued Liabilities		Flexible Spending Account	12/19/2022	7,580.91
Flexible Benefits Service, LLC	Accrued Liabilities		Flexible Spending Account	12/19/2022	3,721.29
Flexible Benefits Service, LLC	Accrued Liabilities		Flexible Spending Account	12/19/2022	7,244.36
State of Illinois Treasurer	Accrued Liabilities		County Clerk Domestic Violence	12/19/2022	1,065.00
IL Dept of Public Health, Div of Vital Records	Accrued Liabilities		Death Certificates	12/19/2022	11,200.00
Illinois Department of Revenue	Accrued Liabilities		State Real Estate Transfer Tax	12/1/2022	398,356.00
Meade Inc.	Utilities- Intersect Lighting	Transportation	Aurora Township	12/19/2022	197.00
Builders Paving, LLC	Repairs and Maint- Resurfacing	Transportation	Big Rock Township	12/19/2022	110,000.00
Darin Steffen dba Steffens 3D Construction, Inc.	Repairs and Maint- Resurfacing	Transportation	Big Rock Township	12/19/2022	198,467.41
Plote Construction Inc. of Hoffman Estates, IL	Repairs and Maint- Resurfacing	Transportation	Hampshire Township	12/5/2022	150,000.00
Builders Paving, LLC	Repairs and Maint- Resurfacing	Transportation	Kaneville Township	12/5/2022	98,000.00
				2411	12,552,028.09



IRS issues standard mileage rates for 2023; business use increases 3 cents per mile

IR-2022-234, December 29, 2022

WASHINGTON — The Internal Revenue Service today issued the 2023 optional standard mileage rates used to calculate the deductible costs of operating an automobile for business, charitable, medical or moving purposes.

Beginning on January 1, 2023, the standard mileage rates for the use of a car (also vans, pickups or panel trucks) will be:

- 65.5 cents per mile driven for business use, up 3 cents from the midyear increase setting the rate for the second half of 2022.
- 22 cents per mile driven for medical or moving purposes for qualified active-duty members of the Armed Forces, consistent with the increased midyear rate set for the second half of 2022.
- 14 cents per mile driven in service of charitable organizations; the rate is set by statute and remains unchanged from 2022.

These rates apply to electric and hybrid-electric automobiles, as well as gasoline and diesel-powered vehicles.

The standard mileage rate for business use is based on an annual study of the fixed and variable costs of operating an automobile. The rate for medical and moving purposes is based on the variable costs.

It is important to note that under the Tax Cuts and Jobs Act, taxpayers cannot claim a miscellaneous itemized deduction for unreimbursed employee travel expenses. Taxpayers also cannot claim a deduction for moving expenses, unless they are members of the Armed Forces on active duty moving under orders to a permanent change of station. For more details see [Moving Expenses for Members of the Armed Forces](#).

Taxpayers always have the option of calculating the actual costs of using their vehicle rather than using the standard mileage rates.

Taxpayers can use the standard mileage rate but generally must opt to use it in the first year the car is available for business use. Then, in later years, they can choose either the standard mileage rate or actual expenses. Leased vehicles must use the standard mileage rate method for the entire lease period (including renewals) if the standard mileage rate is chosen.

[Notice 2023-03](#) [PDF](#) contains the optional 2023 standard mileage rates, as well as the maximum automobile cost used to calculate the allowance under a fixed and variable rate (FAVR) plan. In addition, the notice provides the maximum fair market value of employer-provided automobiles first made available to employees for personal use in calendar year 2023 for which employers may use the fleet-average valuation rule in or the vehicle cents-per-mile valuation rule.

Page Last Reviewed or Updated: 29-Dec-2022

STATE OF ILLINOIS)
SS.
COUNTY OF KANE)

RESOLUTION NO. TMP-23-124

APPROVING DECEMBER 2022 CLAIMS PAID

WHEREAS, according to the Kane County Code Section 2-193 Expenditure of Funds for Settlement of Claims B. Monthly Reports of Claims: The county auditor shall file a monthly report of all claims paid in the prior month to the County Chair and all other members of the County Board. For each claim paid, the monthly report shall identify the claimant, the nature of the claim and the official or department, if any, against which the claim was made, the fund from which the payment was made, the amount of the payment and the date the check was issued; and

WHEREAS, according to the Kane County Financial Policies 8. Disbursement Policies b): A report shall be run monthly by the Auditor of all claims paid. Said report shall be available to all members of the County Board in the office of the County Board Chair. For each claim paid, the report shall identify the creditor, the department or official which purchased the product or service, the fund from which the payment was made, the amount of the payment and the date the check was issued; and

WHEREAS, the County Auditor has examined the attached Claims Paid Report for claims against Kane County totaling \$12,552,028.09; and

WHEREAS, the County Auditor, in accordance with Ordinance No. 97-56, has recommended the payment of all claims on the attached Claims Paid Report; and

WHEREAS, the claims on the attached Claims Paid Report have been paid; and

WHEREAS, the County Board finds all claims on the Claims Paid Report to be due and payable.

NOW, THEREFORE, BE IT RESOLVED that the Kane County Board that payment of the claims totaling Twelve Million, Five Hundred fifty-two Thousand, twenty-eight Dollars and nine Cents (\$12,552,028.09) on the attached Claims Paid Report is acknowledged and approved.

Passed by the Kane County Board on February 14th, 2023.

John A. Cunningham
Clerk, County Board
Kane County, Illinois
Vote:

Corinne M. Pierog MA, MBA
Chairman, County Board
Kane County, Illinois



RESOLUTION/ORDINANCE EXECUTIVE SUMMARY

Resolution: No.

Approving December 2022 Claims Paid

Committee Flow: Finance and Budget Committee, Executive Committee, County Board

Contact: Penny Wegman, 630.232.5918

According to the Kane County Code Section 2-193 Expenditure of Funds for Settlement of Claims B. Monthly Reports On Claims: The county auditor shall file a monthly report of all claims paid in the prior month to the chairman and all other members of the county board. For each claim paid, the monthly report shall identify the claimant, the nature of the claim and the official or department, if any, against which the claim was made, the fund from which the payment was made, the amount of the payment and the date the check was issued.

Similarly according to the Kane County Financial Policies 8. Disbursement Policies b): A report shall be run monthly by the Auditor of all claims paid. Said report shall be available to all members of the County Board in the office of the County Board Chair. For each claim paid, the report shall identify the creditor, the department or official which purchased the product or service, the fund from which the payment was made, the amount of the payment and the date the check was issued.

The accompanying Report of Claims Paid is submitted to comply with those requirements, and to document that the County Board has approved the payment of those claims.

STATE OF ILLINOIS)

SS.

COUNTY OF KANE)

RESOLUTION NO. TMP-23-97

AUTHORIZING ACCEPTANCE OF THE DCEO-RISE GRANT AND RELATED FY23 BUDGET ADJUSTMENT

WHEREAS, Kane County has prepared and submitted an application to the Illinois Department of Commerce and Economic Opportunity (DCEO) "Research in Illinois to Spur Economic Recovery" (RISE) Planning Grant program for funding to be used for the purpose of creating or updating regional plans that will focus on economic recovery from the COVID-19 pandemic; and

WHEREAS, Kane County has received a notice of award from DCEO indicating it has been awarded a \$150,000 DCEO-RISE grant.

NOW, THEREFORE, BE IT RESOLVED that the Kane County Board authorizes the acceptance of the \$150,000 DCEO-RISE grant, and authorizes the Kane County Board Chairman to sign all grant documents as necessary to facilitate the County's application, acceptance and administration of the Illinois Department of Commerce and Economic Opportunity (DCEO) "Research in Illinois to Spur Economic Recovery" (RISE) Planning Grant program; and

NOW, THEREFORE, BE IT RESOLVED that the Kane County Board authorizes the following adjustment to the Fiscal Year 2023 budget:

400.690.000.32205 Economic Development: DCEO-RISE Grant 150,000
400.690.710.50150 Economic Development: Contractual/Consulting 150,000

Line Item: 400.690.710.50150

Line Item Description: Contractual/Consulting

Was Personnel/Item/Service approved in original budget or a subsequent budget revision? No

Are funds currently available for this Personnel/Item/Service in the specific line item? No

If funds are not currently available in the specified line item, where are the funds available?

400.690.000.32205

Passed by the Kane County Board on February 14, 2023.

John A. Cunningham
Clerk, County Board
Kane County, Illinois

Corinne M. Pierog MA, MBA
Chairman, County Board
Kane County, Illinois

Vote:



RESOLUTION / ORDINANCE EXECUTIVE SUMMARY ADDENDUM

Title

AUTHORIZING ACCEPTANCE OF THE DCEO-RISE GRANT AND RELATED FY23 BUDGET ADJUSTMENT

Committee Flow:

Development Committee, Finance and Budget Committee, Executive Committee, County Board

Contact:

Mark VanKerkhoff, (630) 232-3451

Budget Information:

Was this item budgeted? No	Appropriation Amount: \$150,000
If not budgeted, explain funding source: Kane County has been awarded a \$150,000 DCEO-RISE grant	

Summary:

Kane County has prepared and submitted an application to the Illinois Department of Commerce and Economic Opportunity (DCEO) "Research in Illinois to Spur Economic Recovery" (RISE) Planning Grant program for funding to be used for the purpose of creating or updating regional plans that will focus on economic recovery from the COVID-19 pandemic. Kane County has received a notice of award from DCEO indicating it has been awarded a \$150,000 DCEO-RISE grant.

STATE OF ILLINOIS)

SS.

COUNTY OF KANE)

RESOLUTION NO. TMP-23-111

AUTHORIZING BUDGET AMENDMENT FOR FY23 NACCHO EPED GRANT

WHEREAS, according to the Center for Disease Control, from 1999 to 2020, more than 500,000 Americans have died from an opioid overdose (including Rx and illicit opioids), which is seen as an epidemic; and

WHEREAS, the Kane County Health Department has been awarded grant funding from the National Association of County and City Health Officials in the amount of three hundred thousand dollars (\$300,000), and

WHEREAS, the funding will allow the Health Department to carry out activities to reduce overdose-related mortality, so

NOW, THEREFORE, BE IT RESOLVED that the Kane County Board that the following amendment to the FY23 budget be authorized.

Amount	Account Number	Description
\$ 300,000	350.580.000.32765	Embedding Peers in Emergency Department
\$ 28,528	350.580.677.40000	Salaries and Wages
\$ 4,884	350.580.677.45000	Health Insurance
\$ 2,182	350.580.677.45100	FICA
\$ 1,920	350.580.677.45200	Retirement
\$ 261,005	350.580.677.50150	Contractual/Consulting Services
\$ 662	350.580.677.53000	Liability Insurance
\$ 799	350.580.677.53010	Workers Compensation
\$ 20	350.580.677.53020	Others (Unemployment)

Line Item and Descriptions:

350.580.000.32765	Embedding Peers in Emergency Department
350.580.677.40000	Salaries and Wages
350.580.677.45000	Health Insurance
350.580.677.45100	FICA
350.580.677.45200	Retirement
350.580.677.50150	Contractual/Consulting Services
350.580.677.53000	Liability Insurance
350.580.677.53010	Workers Compensation
350.580.677.53020	Others (Unemployment)

Was personnel/item/service approved in original budget or a subsequent budget revision? All No

Are funds currently available for this personnel/item/service in the specific line item? All No

If funds are not currently available in the specified line item, where are the funds available? National Association of City and County Health Departments

Passed by the Kane County Board on February 14, 2023.

John A. Cunningham
Clerk, County Board
Kane County, Illinois

Corinne M. Pierog MA, MBA
Chairman, County Board
Kane County, Illinois

Vote:



RESOLUTION / ORDINANCE EXECUTIVE SUMMARY ADDENDUM

Title

Authorizing Budget Amendment for FY23 NACCHO EPED Grant

Committee Flow:

Public Health Committee, Finance and Budget Committee, Executive Committee, County Board

Contact:

Michael Isaacson, 630-208-3140

Budget Information:

Was this item budgeted? No	Appropriation Amount: \$300,00.00
If not budgeted, explain funding source: NAACHO	

Summary:

The Kane County Health Department has been authorized to enter into a grant agreement with the National Association of County and City Health Officials for a program designed to reduce opioid overdose rates. This resolution authorizes the amendment to the FY23 budget to add grant funding.

SS.

RESOLUTION NO. TMP-21

Line Item: 001.430.436.70120

Line Item Description: Special Purpose Equipment

Was Personnel/Item/Service approved in original budget or a subsequent budget revision? Yes, in FY22

Are funds currently available for this Personnel/Item/Service in the specific line item? No, not in FY23

If funds are not currently available in the specified line item, where are the funds available?

112.800.000.39900 (Carryover from FY22)

Passed by the Kane County Board on February 14, 2023.

John A. Cunningham
Clerk, County Board
Kane County, Illinois

Corinne M. Pierog MA, MBA
Chairman, County Board
Kane County, Illinois

Vote:



RESOLUTION / ORDINANCE EXECUTIVE SUMMARY ADDENDUM

Title

Authorizing FY2022 to FY2023 Rollover: Juvenile Justice Center Laundry Equipment

Committee Flow:

Judicial Public Safety Committee, Finance and Budget Committee, Executive Committee, County Board

Contact:

Lisa Aust, 630.232.5805

Budget Information:

Was this item budgeted? Yes	Appropriation Amount: \$18,908.00
If not budgeted, explain funding source: N/A	

Summary:

On May 10, 2022, the Kane County Board approved a Sixty-Four Thousand, Five Hundred Seventy-Seven Dollars and No/100 (\$64,577.00) budget adjustment for the Juvenile Justice Center (JJC) to purchase three (3) industrial washing machines and three (3) industrial dryers including installation and delivery. The JJC has taken delivery of the three (3) washing machines that have been installed. Forty-Five Thousand, Six Hundred Sixty-Nine Dollars and No/100 (\$45,669.00) has been paid for the purchase and installation of the washing machines.

Due to supply chain issues, the three (3) industrial dryers have not yet been delivered. The remaining balance is Eighteen Thousand, Nine Hundred Eight Dollars and No/100 (\$18,908.00).

The JJC request that Eighteen Thousand, Nine Hundred Seven Dollars and No/100 (\$18,908.00) be carried over from FY2022 to FY2023 to cover the purchase, delivery, and installation of the dryers.

STATE OF ILLINOIS)

SS.

COUNTY OF KANE)

RESOLUTION NO. TMP-23-131

AMENDING THE FY22 BUDGET ADJUSTMENT APPROVED WITH RESOLUTION 22-446 TO REFLECT THE ADJUSTMENT TO THE PROPER ACCOUNT IN FUND 355

WHEREAS, the Congress of the United States has enacted the American Rescue Plan Act of 2021 ("ARPA") to provide economic relief to State, Local, and Tribal governments responding to economic and public health impacts of the COVID-19 pandemic; and

WHEREAS, the County of Kane has received a total of \$103,413,041 (One Hundred Three Million, Four Hundred Thirteen Thousand, Forty-One Dollars) from the United States Department of the Treasury, in State and Local Fiscal Recovery Funds ("SLFRF") pursuant to ARPA, and

WHEREAS, pursuant to ARPA and the administrative regulations adopted by the United States Department of the Treasury ("Final Rule"), the County of Kane shall use SLFRF to defray costs associated with its response to the COVID-19 pandemic within the County, to address the economic fallout from the pandemic, and lay the foundation for a strong and equitable recovery; and

WHEREAS, by Resolution 21-313, the Kane County Board has established the American Rescue Plan Committee ("ARPC") to study options for the best allocations of the County's SLFRF; and

WHEREAS, pursuant to ARPA and the Final Rule, the County may use a portion of its SLFRF for the provision of government services to the extent of the reduction in its general revenue due to the COVID-19 public health emergency; and

WHEREAS, the United States Department of the Treasury has proscribed a calculation to determine the amount of funds that may be used for allowable government services through the recoupment of lost revenue; and

WHEREAS, through Resolution 21-349, Resolution 21-385, and Resolution 22-39, upon the Kane County Executive Director of Finance's calculation of lost revenue for Fiscal Year 2020 using a standard growth rate of 4.1%, the maximum standard growth rate allowable at that time, the Kane County Board authorized the amount of \$7,396,279.00 (Seven Million Three Hundred Sixty-Nine Thousand Two Hundred Seventy-Nine Dollars) of SLFRF to be used for permissible government services, pursuant to ARPA; and

WHEREAS, by Resolution 22-120, the Kane County Board authorized the Kane County Executive Director of Finance to calculate the amount of available SLFRF that may be recouped as lost revenue using a standard growth rate of up to 4.1% in accordance with ARPA and the United States Department of the Treasury's Interim Final Rule; and

WHEREAS, in the Final Rule, the United States Department of the Treasury has indicated that lost revenue may be calculated by using a standard growth rate of up to 5.2%; and

WHEREAS, it is in the best interest of the County to maintain flexibility to spend SLFRF on the provision of permissible government services in accordance with ARPA, the Final Rule, and guidance issued by the United States Department of the Treasury; and

WHEREAS, the ARPC recommends that the Kane County Executive Director of Finance calculates the amount of available SLFRF that may be recouped as lost revenue for Fiscal Year 2020 using a 5.2% standard growth rate figure in accordance with ARPA and the Final Rule; and

WHEREAS, according to a calculation performed by the Executive Director of Finance, the amount of lost revenue for Kane County for Fiscal Year 2020, when using a 5.2% standard growth rate figure pursuant to the Final Rule formula, is \$9,384,269 (Nine Million Three Hundred Eighty-Four Thousand Two Hundred Sixty-Nine Dollars); and

WHEREAS, because the County has already transferred \$7,396,279.00 (Seven Million Three Hundred Sixty-Nine Thousand Two Hundred Seventy-Nine Dollars) of SLFRF into Fund 356 for Recoupment of Lost Revenue for Fiscal Year 2020, the ARPC recommends that \$1,987,990 (One Million Nine Hundred Eighty-Seven Thousand Nine Hundred Ninety Dollars) be transferred to capture the full amount of SLFRF that the County is authorized to recoup as lost revenue for Fiscal Year 2020 using a standard growth rate figure of 5.2% in accordance with ARPA and the Final Rule.

WHEREAS, during variance analysis review, it was discovered that the budget adjustment authorized by resolution 22-446 that deducted \$1,853,303 was overstated because the adjustment did not take into account the budget adjustment authorized by resolution 22-442 that had not been posted to the general ledger when the budget adjustment was originally calculated. The correcting entry adds \$1,000,000 back to the Contingency account and adds the adjustment to the funds Cash on Hand account instead.

NOW, THEREFORE, BE IT RESOLVED, that the Kane County Board authorizes the following correcting adjustment to the Fiscal Year 2022 budget:

Account	Description	Amount
355.800.668.85000	ARP: Contingency Balance	1,000,000
355.800.000.39900	ARP: Cash on Hand	1,000,000

Line Item:

355.800.668.85000

Line Item Description:

ARP: Allowance for Budget Expense, Contingency

Was Personnel/Item/Service approved in original budget or a subsequent budget revision?

N

Are funds currently available for this Personnel/Item/Service in the specific line item?

N

If funds are not currently available in the specified line item, where are the funds available?

ARP: Cash on Hand

Passed by the Kane County Board on February 14, 2023.

John A. Cunningham
Clerk, County Board
Kane County, Illinois

Corinne M. Pierog MA, MBA
Chairman, County Board
Kane County, Illinois

Vote:



RESOLUTION/ORDINANCE EXECUTIVE SUMMARY

Resolution: No.

Amending the FY22 Budget Adjustment Approved with Resolution 22-446 to Reflect the Adjustment to the Proper Account in Fund 355

Committee Flow: Finance and Budget Committee, Executive Committee, County Board

Contact: Joseph Onzick, 630.208.5113

Budget Information:

Was this item budgeted? N/A	Appropriation Amount: \$1,000,000
If not budgeted, explain funding source:	

Summary:

This resolution corrects the budget adjustment approved by resolution 22-446, which did not take into account the adjustment approved in 22-442.

STATE OF ILLINOIS)

SS.

COUNTY OF KANE)

RESOLUTION NO. TMP-23-54

AUTHORIZING CONTRACT FOR MENTAL HEALTH SERVICES FOR THE JUVENILE JUSTICE CENTER STAFF

WHEREAS, Juvenile Justice Center (JJC) employees face unique challenges, including threats of harm, being witness to or victims of assault, working with youth who suffer from significant emotional and mental health issues, participating in restraints and physically intervening in crisis situations; and

WHEREAS, These challenges have been cited numerous times by departing staff members during exit interviews and have contributed to the nearly fifty percent (50%) turnover rate at the JJC over the past two years; and

WHEREAS, Family Counseling Service of Aurora has the expertise, experience, knowledge and resources to provide mental health services to the Juvenile Justice Center Staff, to include annual wellness check-ins and individual or group debriefing sessions as a result of traumatizing events; and

WHEREAS, The Juvenile Justice Center desires to engage Family Counseling Services of Aurora to provide mental health services to employees at an estimated cost of nine-thousand and nine-hundred dollars (\$9,900) annually.

NOW, THEREFORE, BE IT RESOLVED by the Kane County Board that the following FY 2023 budget adjustment be made to reflect the funding for enhanced mental health services for JJC employees.

001.430.436.50150: JJC Contractual/Consulting Services \$9,900
001.900.900.85000: General Fund Contingency \$9,900

Line Item: 001.430.436.50150

Line Item Description: Mental Health Services for Employees

Was Personnel/Item/Service approved in original budget or a subsequent budget revision? No

Are funds currently available for this Personnel/Item/Service in the specific line item? No

If funds are not currently available in the specified line item, where are the funds available?

001.900.900.85000 GF Contingency

Passed by the Kane County Board on February 14, 2023.

John A. Cunningham
Clerk, County Board
Kane County, Illinois
Vote:

Corinne M. Pierog MA, MBA
Chairman, County Board
Kane County, Illinois

SERVICES PROVIDED:

1. **Annual Wellness Check-ins for all staff members:** 50-minute 1:1 appointment with a licensed FCS professional to discuss a team member's current ability to cope with job stressors and to learn additional healthy ways to deal with these and future stressors. The wellness check-in is not a fitness-for-duty evaluation, a mental health assessment, or counseling. It is not intended to screen for a mental health disorder or diagnosis. The wellness check offers an individualized opportunity for an employee to discuss the various stressors of being a frontline staff as well as to be provided with psychoeducation about individual mental health and wellness. The wellness check is usually completed yearly. If a team member requests additional sessions with a mental health professional, they would be provided with referral information to FCS as well as other public and private mental health providers. These additional sessions would be at the cost of the employee utilizing their insurance, not covered by your agency. The wellness check is confidential; the only information shared with the employer would be the employee's name and attendance date. All information shared during the Wellness Check-in is confidential except in the following circumstances as required by law:
 - a. An employee is deemed an immediate threat to themselves or another
 - b. An employee discloses or the licensed individual suspects that the team member is abusing a child, elderly person, or disabled person
2. **Critical Incident Debriefing:** individual or group sessions with a licensed mental health professional designed to help involved team members emotional and cognitively process the effects of experiencing a traumatizing event. The goal is response normalization and psychoeducation, with referral to a mental health provider whenever indicated. Group critical incident debriefings are recommended whenever more than 1-2 team members are involved in the same traumatizing event. As with the Wellness Check-ins above, services provided to team members are confidential; the employer will receive only written confirmation of which team members participated on which date. If a team member requests additional sessions with a mental health professional, they would be provided with referral information to FCS as well as other public and private mental health providers.

REIMBURSEMENT:

1. Estimated 60 team members annually at \$90.00 per Wellness Check-in: \$5,400.00
2. Critical Incident Debriefings 1-2X/month (estimated 18 per year), estimated at 2 hours per intervention, including travel and documentation/reporting: \$250 per debriefing: \$4,500.00
3. Total proposed reimbursement: \$9,900.00


Again, thank you for thinking of FCS for this service, and for our continued partnership. Please let us know if you need further information.


Regards,






Dr. Eric Ward
Executive Director
Family Counseling Service

 [\(630\) 844-8222](tel:(630)844-8222)

 [\(630\) 567-3606](tel:(630)567-3606)

 www.aurorafcs.org

 eward@aurorafcs.org





RESOLUTION / ORDINANCE EXECUTIVE SUMMARY ADDENDUM

Title

Authorizing Contract For Mental Health Services For The Juvenile Justice Center Staff

Committee Flow:

Human Services Committee, Finance and Budget Committee, Executive Committee, County Board

Contact:

Jamie Loblillo 630-208-3836

Budget Information:

Was this item budgeted? No	Appropriation Amount: \$9,900
If not budgeted, explain funding source: General Fund Contingency	

Summary:

Authorizing Family Counseling Service of Aurora to provide mental health services to the Juvenile Justice Center Staff.

SS.

RESOLUTION NO. TMP-23-58

Passed by the Kane County Board on February 14, 2023.

John A. Cunningham
Clerk, County Board
Kane County, Illinois

Corinne M. Pierog MA, MBA
Chairman, County Board
Kane County, Illinois

Vote:

#UNITS	Year	Make	Model	2023 VEHICLES	EACH	TOTALS
3	2023	FORD	F150	RESPONDER	\$47,355.00	\$142,065.00
10	2023	FORD	EXPLORER	INTERCEPTOR	\$53,970.00	\$539,700.00
1	2022	FORD	F250	SUPER DUTY	\$58,830.00	\$58,830.00
2	2023	FORD	TRANSIT	PRISONER	\$55,605.00	\$111,210.00
2	2023	MAVRON	CELL ESTIMATE Upfitting for Transport Vans		\$30,773.60	\$61,547.20
3	2023	CPS	TRUCK UPFITTING		\$6,000.00	\$18,000.00
1	2023	CPS	F350 CAP UPFITTING		\$10,000.00	\$10,000.00
					TOTAL	\$941,352.20

January 4, 2023

Kane County Sheriff's Office

Gary Harrison

HarrisonGary@co.kane.il.us

PH: 630-208-2068

We have figured the following for your consideration.

1-New 2023 Ford Police Interceptor Utility

Exterior Color UM Black

51R Driver's Side LED Spotlight

43D Dark Mode Interior Lights

549 Power Heated Mirrors

60A Grill Lamp/Speaker Wiring

47A Ignition Override System

68G Rear Locks/Windows Driver Controlled

55F Remote Keyless Entry w/2 Fobs and 4 Keys

Delivery to Kane County Fleet Garage

Vehicle Warning Equipment – Per attached page

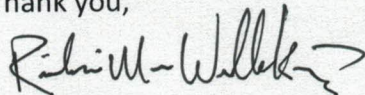
All other standard equipment – Per attached page

Illinois Government Price \$53,970.00 Each

Option: EcoBoost Engine Add \$3,775.00

Additional options can be added as required. All trade in vehicles are welcome regardless of miles or condition. Let me know if you have any questions.


Thank you,



Richie Morrow Wellenkamp
Government Sales Manager
Morrow Brothers Ford, Inc.

Customer Acceptance: _____

Date of Acceptance: _____



Kane County Sheriff Vehicle Warning Equipment

Fully Populated 48" Whelen Legacy Super LED Light Bar w/Smoked Lens
All Linear Super LED Light Heads Red/Blue/White, Full Scene Light
Super LED Take-Down Lights w/Wig-Wag
Integrated Traffic Advisor, LED Alley Lights

Whelen Full Feature Siren w/ 100-Watt Siren Speaker
Wail, Yelp, Priority, Horn, PA.
Integrated Light Controls

1 Whelen Avenger in each cargo side glass

Headlight Wig-Wag with 4-Corner LED Warning

Under Mirror Intersection LED Side Warning R/W, B/W

Whelen RP34 Rear Pillar LED Warning R/B

Single Cell Prisoner Partition, Docking Station Mount w/Charge Guard

Havis Console w/Arm Rest/Cup Holders w/12 Volt and USB Outlets

Prep for customer installed 2-way radio. Make Model: _____


All Parts, Labor and Professional Installation INCLUDED

Recommended Options:

Setina Locking Dual Drawer Cargo Vault Add \$2,270.00

Setina PB450L Push Bumper w/LED Warning Add \$1,290.00

Customer Acceptance: _____ Date: _____



WWW.MORROWBROTHERSFORDINC.COM

1242 Main Street • GREENFIELD IL 62044

(217) 368-3037 • Fax (217) 368-3517 • Toll free 1-877-368-3038

November 23, 2022

Illinois Government Agency

PRICING FOR FACTORY SUBMITTED ORDERS

We have figured the following **Pursuit Rated** 4x4 4-Door Truck for your consideration.

2023 Ford F150 Police Responder Crew Cab 4x4

Illinois Government Price \$45,890.00

AVAILABLE OPTIONS:

Ignition Override System	INCLUDED	Driver's Side LED Spotlight	Add \$440.00
Running Boards	INCLUDED	Chrome Bumpers	Add \$380.00
Rear Defrost/Dark Tint Glass	INCLUDED	Trailer Brake Controller	Add \$270.00
Reverse Sensing System	INCLUDED	Remote Keyless Entry	Add \$360.00
Blind Spot Information	Add \$1,090.00	Spray in Bed Liner	Add \$620.00
Power Heated Mirrors w/Turn Signal		Daytime Running Lights	Add \$45.00
LED Side Lights			
SYNC 4 w/Navigation System	Add \$380.00	WeatherGuard Tool Box	Add \$980.00
Interior Up-Grade Package	Add \$590.00	Fleet Key Coded	Add \$60.00
New IL. M, MP or Sheriff Plates	Add \$225.00	Molded Splash Guards	Add \$290.00
Includes New Title and Filing with SOS			

Available Colors: White, Black, Red, Silver, Gray, Blue, and Stone. Complete vehicle up-fitting available. Additional options can be added. Any and all trade in vehicles are welcome regardless of miles or condition. Let me know if you have any questions.

Thank you,

Ordering Agency: _____

Richie Morrow Wellenkamp
Government Sales Manager
Morrow Brothers Ford, Inc.

Customer Acceptance: _____

Date of Acceptance: _____ PO: _____ PH: _____

Prepared for: Mr. Gary Harrison

Fleet Director, Kane County Illinois

Prepared by: Richie Wellenkamp

12/29/2022



Morrow Brothers Ford, Inc. | 1242 Main Street Greenfield Illinois | 62044

2022 F-250 4x4 SD Crew Cab 6.75' box 160" WB SRW XL (W2B)

Price Level: 280

Pricing Summary - Single Vehicle

	MSRP
<i>Vehicle Pricing</i>	\$58,830.00
Total	\$58,830.00

Customer Signature

Acceptance Date

Prepared for: Mr. Gary Harrison

Fleet Director, Kane County Illinois

Prepared by: Richie Wellenkamp

12/29/2022



Morrow Brothers Ford, Inc. | 1242 Main Street Greenfield Illinois | 62044

2022 F-250 4x4 SD Crew Cab 6.75' box 160" WB SRW XL (W2B)

Price Level: 280

As Configured Vehicle

Code	Description	MSRP
Base Vehicle		
W2B	Base Vehicle Price (W2B)	\$46,835.00
Packages		
600A	Order Code 600A <i>Includes:</i> - Engine: 6.2L 2-Valve SOHC EFI NA V8 Flex-Fuel - Transmission: TorqShift-G 6-Spd Auto w/SelectShift - GVWR: 10,000 lb Payload Package - Radio: AM/FM Stereo w/MP3 Player Includes 4 speakers. - SYNC Communications & Entertainment System Includes enhanced voice recognition with 911 Assist, 4.2" LCD center stack screen, AppLink and 1 smart-charging USB-C port.	N/C
Powertrain		
996	Engine: 6.2L 2-Valve SOHC EFI NA V8 Flex-Fuel	Included
44S	Transmission: TorqShift-G 6-Spd Auto w/SelectShift	Included
X4M	Electronic-Locking w/4.30 Axle Ratio	\$430.00
STDGV	GVWR: 10,000 lb Payload Package	Included
Wheels & Tires		
TDX	Tires: LT275/70Rx18E BSW A/T (4) <i>Spare may not be the same as road tire.</i>	\$265.00
648	Wheels: 18" Sparkle Silver Painted Cast Aluminum <i>Includes bright hub covers/center ornaments.</i>	Included
Seats & Seat Trim		
1	Cloth 40/20/40 Split Bench Seat <i>Includes center armrest, cupholder, storage and driver's side manual lumbar.</i>	\$315.00
Other Options		
160WB	160" Wheelbase	STD
17S	STX Appearance Package	\$2,010.00

Prices and content availability as shown are subject to change and should be treated as estimates only. Actual base vehicle, package and option pricing may vary from this estimate because of special local pricing, availability or pricing adjustments not reflected in the dealer's computer system. See salesperson for the most current information.

Prepared for: Mr. Gary Harrison

Fleet Director, Kane County Illinois

Prepared by: Richie Wellenkamp

12/29/2022



Morrow Brothers Ford, Inc. | 1242 Main Street Greenfield Illinois | 62044

2022 F-250 4x4 SD Crew Cab 6.75' box 160" WB SRW XL (W2B)

Price Level: 280

As Configured Vehicle (cont'd)

Code	Description	MSRP
	<i>Includes STX fender vent badge.</i>	
	<i>Includes:</i> <ul style="list-style-type: none"> - Bright Chrome Grille - Bright Chrome Hub Covers & Center Ornaments - Chrome Front Bumper - Chrome Rear Step Bumper - Steering Wheel-Mounted Cruise Control - Wheels: 18" Sparkle Silver Painted Cast Aluminum <i>Includes bright hub covers/center ornaments.</i>	
90L	Power Equipment Group <i>Deletes passenger-side lock cylinder. Includes upgraded door trim panel.</i>	\$1,350.00
	<i>Includes:</i> <ul style="list-style-type: none"> - Accessory Delay - Trailer Tow Mirrors w/Power Heated Glass <i>Includes manual folding, manually telescoping, heated convex spotter mirror and integrated clearance lamps and turn signals.</i> <ul style="list-style-type: none"> - Advanced Security Pack <i>Includes SecuriLock Passive Anti-Theft System (PATS) and inclination/intrusion sensors.</i> <ul style="list-style-type: none"> - Power Locks - Power Tailgate Lock - Power Front & Rear Seat Windows <i>Includes 1-touch up/down driver/passenger window.</i> <ul style="list-style-type: none"> - Remote Keyless Entry 	
47B	Snow Plow/Camper Package Requires Extra Extra Heavy-Duty Alternator (67E) when ordered with Upfitter Switches (66S) and 110V/400W Outlet (43C). <i>Includes computer selected springs for snowplow application and heavy service front springs (1 up upgrade above the spring computer selected as a consequence of options chosen. Not included if maximum springs have been computer selected as standard equipment) and slide-in camper certification. Note 1: Salesperson's Source Book or Ford RV Trailer Towing Guide should be consulted for specific trailer towing or camper limits and corresponding required equipment, axle ratios and model availability. Restrictions apply; see Supplemental Reference or Body Builders Layout Book for details. Expect firmer ride when vehicle is not equipped with snowplow and/or camper. Note 2: May result in deterioration of ride quality when vehicle is not equipped with snowplow and/or camper. Note 3: Dual battery (86M) recommended with 6.2L or 7.3L gasoline engines, see body builders layout book for details.</i>	\$305.00
	<i>Includes:</i> <ul style="list-style-type: none"> - Rear Stabilizer Bar 	
41H	Engine Block Heater	\$100.00
67E	240 Amp Alternator	\$85.00
66L	LED Box Lighting <i>Includes LED Center High-Mounted Stop Lamp (CHMSL).</i>	\$60.00
52B	Trailer Brake Controller <i>Verified to be compatible with select electric over hydraulic brakes. Includes smart trailer tow connector.</i>	\$300.00

Prices and content availability as shown are subject to change and should be treated as estimates only. Actual base vehicle, package and option pricing may vary from this estimate because of special local pricing, availability or pricing adjustments not reflected in the dealer's computer system. See salesperson for the most current information.

Prepared for: Mr. Gary Harrison

Fleet Director, Kane County Illinois

Prepared by: Richie Wellenkamp

12/29/2022



Morrow Brothers Ford, Inc. | 1242 Main Street Greenfield Illinois | 62044

2022 F-250 4x4 SD Crew Cab 6.75' box 160" WB SRW XL (W2B)

Price Level: 280

As Configured Vehicle (cont'd)

Code	Description	MSRP
53W	5th Wheel/Gooseneck Hitch Prep Package <i>Includes 5 pickup bed attachment points with plugs, 1 frame under-bed cross member and 1 integrated 7-pin connector on driver's side pickup bed wall. 5th wheel hitch compatibility: the 5th Wheel/Gooseneck Prep Package (53W) is compatible with the factory orderable 5th Wheel Hitch Kits (15K and 15L) and dealer-installed Ford accessories 5th Wheel Hitch Kit by Reese - part #BC3Z-19D520-A (8ft box only). The prep package is also compatible with Reese Signature Series 5th wheel hitch kits updated with a new Leg Service Kit - part #BC3Z-A00A25-A (8ft box only). The 5th Wheel Hitch Kit (15K), 5th Wheel Hitch Kit (15L) and dealer-installed Ford accessories 5th Wheel Hitch Kit by Reese - part #BC3Z-19D520-A is not released to the short box (6.75ft box). Note: the short pickup box provides less clearance between the cab and 5th wheel trailer compared to long box pickups. The receiver centerline of the hitch should be mounted at least 2" forward from the rear-axle of the truck chassis. When selecting a trailer and tow vehicle, it's critical that this combination provide clearance between the cab and tow vehicle for turns up to and including 90 degrees. Failure to follow this recommendation could result in the trailer contacting the cab of the tow vehicle during tight turns. Gooseneck hitch compatibility: the 5th Wheel/Gooseneck Prep Package (53W) is compatible only with the factory orderable Gooseneck Hitch Kit (15J) or dealer-installed Ford customer accessories Gooseneck Hitch by Reese - part #BC3Z-19F503-A (8ft box and 6.75 ft box).</i>	\$550.00
18C	6" Angular Bright Polished Step Bar	\$695.00
85S	Tough Bed Spray-In Bedliner <i>Includes tailgate-guard, black box bed tie-down hooks and black bed attachment bolts.</i>	\$595.00
PAINT	Monotone Paint Application	STD
43B	Fixed Rear-Window w/Defrost	\$60.00
924	Privacy Glass	\$30.00
43C	110V/400W Outlet Requires Extra Extra Heavy-Duty Alternator (67E) when ordered with Upfitter Switches (66S) and Snow Plow Pkg. (473) or Snow Plow/Camper Pkg. (47B). <i>Includes 1 in-dash mounted outlet.</i>	\$175.00
587	Radio: AM/FM Stereo w/MP3 Player <i>Includes 4 speakers.</i> <i>Includes:</i> - SYNC Communications & Entertainment System <i>Includes enhanced voice recognition with 911 Assist, 4.2" LCD center stack screen, AppLink and 1 smart-charging USB-C port.</i>	Included

Fleet Options

WARANT	Fleet Customer Powertrain Limited Warranty Requires valid FIN code.	N/C
--------	--	-----

Prices and content availability as shown are subject to change and should be treated as estimates only. Actual base vehicle, package and option pricing may vary from this estimate because of special local pricing, availability or pricing adjustments not reflected in the dealer's computer system. See salesperson for the most current information.

Prepared for: Mr. Gary Harrison

Fleet Director, Kane County Illinois

Prepared by: Richie Wellenkamp

12/29/2022



Morrow Brothers Ford, Inc. | 1242 Main Street Greenfield Illinois | 62044

2022 F-250 4x4 SD Crew Cab 6.75' box 160" WB SRW XL (W2B)

Price Level: 280

As Configured Vehicle (cont'd)

Code	Description	MSRP
<i>Ford is increasing the 5-year 60,000-mile limited powertrain warranty to 5-years, 100,000 miles. Only Fleet purchasers with a valid Fleet Identification Number (FIN code) will receive the extended warranty. When the sale is entered into the sales reporting system with a sales type fleet along with a valid FIN code, the warranty extension will automatically be added to the vehicle. The extension will stay with the vehicle even if it is subsequently sold to a non-fleet customer before the expiration. This extension applies to both gas and diesel powertrains. Dealers can check for the warranty extension on eligible fleet vehicles in OASIS. Please refer to the Warranty and Policy Manual section 3.13.00 Gas Engine Commercial Warranty. This change will also be reflected in the printed Warranty Guided distributed with the purchase of every new vehicle.</i>		

Emissions

425	50-State Emissions System	STD
-----	---------------------------	-----

Exterior Color

Z1_01	Oxford White	N/C
-------	--------------	-----

Interior Color

1S_02	Medium Earth Gray w/Cloth 40/20/40 Split Bench Seat	N/C
-------	---	-----

Upfit Options

MKT	Market adjustment, Stock unit	\$2,500.00
DEL	Delivery to Kand County Fleet	\$375.00

SUBTOTAL	\$57,035.00
Destination Charge	\$1,795.00
TOTAL	\$58,830.00

Prices and content availability as shown are subject to change and should be treated as estimates only. Actual base vehicle, package and option pricing may vary from this estimate because of special local pricing, availability or pricing adjustments not reflected in the dealer's computer system. See salesperson for the most current information.

Prepared for: Mr. Gary Harrison

Fleet Director, Kane County Illinois

Prepared by: Richie Wellenkamp

12/29/2022



Morrow Brothers Ford, Inc. | 1242 Main Street Greenfield Illinois | 62044

2022 F-250 4x4 SD Crew Cab 6.75' box 160" WB SRW XL (W2B)

Price Level: 280

Selected Equip & Specs

Dimensions

* **Conventional Capacity: 15,000 lbs.** * **GCWR: 22,000 lbs.** * **Fifth-wheel towing capacity: 15,000 lbs.** * **Gooseneck towing capacity: 15,000 lbs.** • Cargo box length: 81.9" • Cargo box min width: 51" • Cargo box volume: 65 cu.ft. • Pickup box depth: 21.1" • Cargo box max width: 67" • Cargo box tailgate width: 61" • Cargo box length feet: 6.8 • Vehicle body length: 250" • Vehicle body width: 80" • Vehicle body height: 82" • Wheelbase: 160" • Front track: 68" • Rear track: 67" • Vehicle turning radius: 26' • Cab to axle: 40" • Frame section modulus: 11 cu.in. • Frame yield strength (psi): 50000 • Front bumper to front axle: 38" • Front bumper to back of cab: 152" • Front brake diameter: 14.3" • Rear brake diameter: 14.3" • Interior cargo volume with seats folded: 52 cu.ft. • Max interior cargo volume: 52 cu.ft. • Total passenger volume: 131.8 cu.ft. • Headroom first-row: 40.8" • Headroom second-row: 40.4" • Leg room first-row: 43.9" • Leg room second-row: 43.6" • Shoulder room first-row: 66.7" • Shoulder room second-row: 65.9" • Hip room first-row: 62.5" • Hip room second-row: 64.7"

Powertrain

• 6.2L V-8 variable valve control, engine with 385HP • Engine cylinders: V-8 • Injection Type: sequential MPI • Spark ignition system • Horsepower: 385 HP@5750 RPM • Torque: 430 lb.-ft. @3800 RPM • **Engine block heater** • Radiator • TorqShift-G 6-speed automatic • Part-time 4WD • Four-wheel drive • Recommended fuel: regular unleaded • All-speed ABS and driveline traction control • Auto locking hub control • Electronic transfer case shift • **Driver selectable rear locking differential**

Fuel Economy and Emissions

• Gasoline secondary fuel type • Federal emissions • E85 additional fuel types

Suspension and Handling

• Firm ride suspension • Heavy-duty front shock absorbers • Heavy-duty rear shock absorbers

Driveability

• 4-wheel disc brakes • Front and rear ventilated disc brakes • 4-wheel antilock (ABS) brakes • Four channel ABS brakes • Brake assist system • Hill start assist • Mono-beam rigid axle front suspension • Front anti-roll bar • Front coil springs • Rigid axle rear suspension • Leaf spring rear suspension • **Rear anti-roll bar** • Hydraulic power-assist steering system • Re-circulating ball steering • 2-wheel steering system

Body Exterior

• Trailer wiring harness • **Running boards** • 4 doors • **Tough Bed spray-in pickup bed liner** • Standard style pickup box • Pickup bed-rail protectors • Clearcoat paint • Monotone paint • **Exterior badging** • Black side window trim • Black windshield trim • Black door handles • **Chrome front bumper** • **Body-coloured front bumper rub strip** • 2 front tow hooks • **Chrome rear bumper** • Rear bumper step • **Black grille with chrome surround** • Black door mirrors • Manual extendable trailer mirrors • **Convex spotter in driver and passenger side door mirrors** • **Turn signal indicator in door mirrors** • Conventional left rear passenger door • Conventional right rear passenger door • Tailgate • **LT275/70RS18 AT BSW front and rear tires** • **18 x 8-inch front and rear silver aluminum wheels**

Convenience

Prices and content availability as shown are subject to change and should be treated as estimates only. Actual base vehicle, package and option pricing may vary from this estimate because of special local pricing, availability or pricing adjustments not reflected in the dealer's computer system. See salesperson for the most current information.

Prepared for: Mr. Gary Harrison

Fleet Director, Kane County Illinois

Prepared by: Richie Wellenkamp

12/29/2022



Morrow Brothers Ford, Inc. | 1242 Main Street Greenfield Illinois | 62044

2022 F-250 4x4 SD Crew Cab 6.75' box 160" WB SRW XL (W2B)

Price Level: 280

Selected Equip & Specs (cont'd)

* **Power door locks with 2 stage unlocking** * **Keyfob activated door locks** * **All-in-one remote fob and ignition key** * **Power tailgate/rear door lock** * **Cruise control with steering wheel mounted controls** • FordPass Connect smart device engine start control • Day/Night rearview mirror * **Power first-row windows** * **Rear window defroster** • Fixed rear windshield • Illuminated locking glove box • Illuminated glove box • Front beverage holders • Rear beverage holders • 8 beverage holders * **Driver and passenger door bins** * **Rear door bins** • Instrument panel covered bin • Dashboard storage * **Retained accessory power** • PRND in IP • Trip computer

Comfort

• Manual climate control • Cabin air filter • Rear under seat climate control ducts • Cloth headliner material • Full headliner coverage • Full vinyl floor covering • Full floor coverage * **Cloth rear seat upholstery** • Carpet rear seatback upholstery • Manual tilting steering wheel • Manual telescopic steering wheel • Urethane steering wheel

Seats and Trim

• Seating capacity: 6 • 40-20-40 split-bench front seat • Split-bench front seat • Driver seat with 4-way directional controls • Front passenger seat with 4-way directional controls • Height adjustable front seat head restraints • Manual front seat head restraint control • Front seat center armrest • Front seat armrest storage • Manual reclining driver seat • Manual driver seat fore/aft control • Manual reclining passenger seat • Manual passenger seat fore/aft control • Fixed rear seats • Split-bench rear seat • Height adjustable rear seat head restraints • Manual driver seat lumbar * **Cloth front seat upholstery**

Entertainment Features

• 2 total number of 1st row displays • 4.2 inch primary LCD display • AM/FM stereo radio • Seek scan • SYNC external memory control • Speakers number: 4 • Standard grade speakers • Steering wheel mounted audio controls • SYNC voice activated audio controls • Bluetooth wireless audio streaming • Fixed audio antenna

Lighting, Visibility and Instrumentation

• Analog instrumentation display • Trip odometer • In-radio display clock • Compass • Exterior temperature display • Vehicle systems monitor • Gauge cluster display size (inches): 2.30 • Tachometer • Oil pressure gauge • Engine/electric motor temperature gauge • Transmission fluid temperature gauge • Engine hour meter * **Deep tinted windows** • Aero-composite headlights • Halogen headlights • Autolamp auto on/off headlight control • Multiple enclosed headlights • Delay-off headlights • DRL preference setting • Variable intermittent front windshield wipers • Front reading lights * **Illuminated entry** • Rear reading lights • Variable instrument panel light • Daytime running lights • High mounted center stop light • Pickup box cargo light * **Remote activated perimeter approach lighting** • Fade interior courtesy lights

Technology and Telematics

• 911 Assist emergency SOS system via mobile device • Bluetooth handsfree wireless device connectivity • AppLink smart device app link • FordPass Connect 4G mobile hotspot internet access • 1 USB port

Safety and Security

Prices and content availability as shown are subject to change and should be treated as estimates only. Actual base vehicle, package and option pricing may vary from this estimate because of special local pricing, availability or pricing adjustments not reflected in the dealer's computer system. See salesperson for the most current information.

Prepared for: Mr. Gary Harrison

Fleet Director, Kane County Illinois

Prepared by: Richie Wellenkamp

12/29/2022



Morrow Brothers Ford, Inc. | 1242 Main Street Greenfield Illinois | 62044

2022 F-250 4x4 SD Crew Cab 6.75' box 160" WB SRW XL (W2B)

Price Level: 280

Selected Equip & Specs (cont'd)

• Driver front impact airbag • Seat mounted side impact driver airbag • Safety Canopy System curtain first and second-row overhead airbags • Passenger front impact airbag • Seat mounted side impact front passenger airbag • 6 airbags • Rear seat center 3-point seatbelt • Front height adjustable seatbelts • SecuriLock immobilizer • **Remote panic alarm** • **Security system** • MyKey restricted driving mode • Rear mounted camera • AdvanceTrac w/Roll Stability Control electronic stability control system with anti-roll • Manual rear child safety door locks

Dimensions*General Weights*

* Curb weight	6,741 lbs.	* Rear curb weight	2,877 lbs.
GVWR	10,000 lbs.	Payload	3,470 lbs.

Trailing Weights

* Fifth-wheel towing capacity	15,000 lbs.	* Gooseneck towing capacity	15,000 lbs.
* Conventional capacity	15,000 lbs.	* GCWR	22,000 lbs.

Front Weights

* Front curb weight	3,864 lbs.	GAWR front	5,600 lbs.
Axle capacity front	6,000 lbs.	Spring rating front	5,600 lbs.
* Tire/wheel capacity front	7,180 lbs.		

Rear Weights

GAWR rear	6,340 lbs.	Axle capacity rear	6,200 lbs.
Spring rating rear	6,340 lbs.	* Tire/wheel capacity rear	7,180 lbs.

Off Road

Min ground clearance	8.5"	Loading floor height	37.2 "
Approach angle	16.9	Departure angle	21.1

Exterior Measurements

Vehicle body length	250"	Vehicle body width	80"
Vehicle body height	82"	Wheelbase	160"
Cargo box length	81.9"	Front brake diameter	14.3"
Cargo box min width	51"	Rear brake diameter	14.3"
Cargo box volume	65 cu.ft.	Pickup box depth	21.1"
Cargo box max width	67"	Cargo box tailgate width	61"
Cargo box length feet	6.8	Front track	68"
Rear track	67"	Vehicle turning radius	26'
Cab to axle	40"	Frame section modulus	11 cu.in.
Frame yield strength (psi)	50000	Front bumper to front axle	38"
Front bumper to back of cab	152"		

Interior Measurements

Max interior cargo volume	52 cu.ft.	Interior cargo volume with seats folded	52 cu.ft.
---------------------------------	-----------	---	-----------

Prices and content availability as shown are subject to change and should be treated as estimates only. Actual base vehicle, package and option pricing may vary from this estimate because of special local pricing, availability or pricing adjustments not reflected in the dealer's computer system. See salesperson for the most current information.

Prepared for: Mr. Gary Harrison

Fleet Director, Kane County Illinois

Prepared by: Richie Wellenkamp

12/29/2022

Morrow Brothers Ford, Inc. | 1242 Main Street Greenfield Illinois | 62044

**2022 F-250 4x4 SD Crew Cab 6.75' box 160" WB SRW XL (W2B)**

Price Level: 280

Selected Equip & Specs (cont'd)*Interior Volume*

Total passenger volume 131.8 cu.ft.

Headroom

Headroom first-row 40.8" Headroom second-row 40.4"

Legroom

Leg room first-row 43.9" Leg room second-row 43.6"

Shoulder Room

Shoulder room first-row 66.7" Shoulder room second-row 65.9"

Hip Room

Hip room first-row 62.5" Hip room second-row 64.7"

Powertrain*Engine*

Engine 6.2L V-8 variable valve control, engine with 385HP	Valves per cylinder 2
Engine cylinders V-8	Injection type sequential MPI
Engine location Front mounted engine	Ignition Spark ignition system
Engine mounting direction Longitudinal mounted engine	Engine block material Iron engine block
Cylinder head material Aluminum cylinder head	

Engine Specs

Displacement 6.2L	cc 379 cu.in.
Bore 4.02"	Stroke 3.74"
Compression ratio 9.8	SAEJ1349 AUG2004 compliant

Engine Power

Horsepower 385 HP@5750 RPM Torque 430 lb.-ft. @3800 RPM

Alternator

* Alternator amps 240A * Alternator type Heavy-duty alternator

Battery

Battery amps 72Ah	Battery type Lead acid battery
Battery rating 650CCA	Battery run down protection Battery run down protection

Engine Extras

* Block heater Engine block heater Radiator Radiator

Transmission

Prices and content availability as shown are subject to change and should be treated as estimates only. Actual base vehicle, package and option pricing may vary from this estimate because of special local pricing, availability or pricing adjustments not reflected in the dealer's computer system. See salesperson for the most current information.

Prepared for: Mr. Gary Harrison

Fleet Director, Kane County Illinois

Prepared by: Richie Wellenkamp

12/29/2022



Morrow Brothers Ford, Inc. | 1242 Main Street Greenfield Illinois | 62044

2022 F-250 4x4 SD Crew Cab 6.75' box 160" WB SRW XL (W2B)

Price Level: 280

Selected Equip & Specs (cont'd)

Transmission... TorqShift-G 6-speed automatic

Overdrive transmission... Overdrive transmission

First gear ratio 4.17

Third gear ratio 1.52

Fifth gear ratio 0.87

Reverse gear ratio 3.4

Selectable mode transmission... Selectable mode transmission

Transmission oil cooler... Transmission oil cooler

Transmission electronic control..... Transmission electronic control

Lock-up transmission..... Lock-up transmission

Second gear ratio 2.34

Fourth gear ratio 1.14

Sixth gear ratio 0.69

Stall ratio 2.01

Sequential shift control.... SelectShift Sequential shift control

Drive Type

4WD type Part-time 4WD

Drive type Four-wheel drive

Drivetrain

* Axle ratio 4.3

Exhaust

Tailpipe Stainless steel single exhaust

Fuel

Fuel type regular unleaded

Fuel Tank

Fuel tank capacity 34.00 gal.

Performance

Performance acceleration 6.77s

Performance quarter mile speed 90.9 mph

Slalom speed 50.3 mph

Performance quarter mile time 15.20s

Lateral acceleration (g) 0.63g

Drive Feature

Traction control.... All-speed ABS and driveline traction control

Transfer case..... Electronic transfer case shift

Locking hub control.... Auto locking hub control

* Rear locking differential Driver selectable rear locking differential

Provisions

* Provisions Snow plow provisions

Fuel Economy and Emissions

Fuel Economy

Secondary fuel type Gasoline secondary fuel type

Emissions

Prices and content availability as shown are subject to change and should be treated as estimates only. Actual base vehicle, package and option pricing may vary from this estimate because of special local pricing, availability or pricing adjustments not reflected in the dealer's computer system. See salesperson for the most current information.

Prepared for: Mr. Gary Harrison

Fleet Director, Kane County Illinois

Prepared by: Richie Wellenkamp

12/29/2022



Morrow Brothers Ford, Inc. | 1242 Main Street Greenfield Illinois | 62044

2022 F-250 4x4 SD Crew Cab 6.75' box 160" WB SRW XL (W2B)

Price Level: 280

Selected Equip & Specs (cont'd)

Emissions Federal emissions

Fuel Economy (Alternate 1)

Additional fuel types E85 additional fuel types

Suspension and Handling

Suspension

Suspension Firm ride suspension

Front shock absorbers Heavy-duty front shock absorbers

Rear shock absorbers Heavy-duty rear shock absorbers

Driveability

Brakes

Brake type 4-wheel disc brakes

Ventilated brakes Front and rear ventilated disc brakes

ABS brakes Four channel ABS brakes

ABS brakes 4-wheel antilock (ABS) brakes

Brake Assistance

Hill start assist Hill start assist

Brake assist system Brake assist system

Front Suspension

Anti-roll bar front Front anti-roll bar

Suspension ride type front Mono-beam rigid axle front suspension

Front Spring

* HD front springs Heavy-duty front springs

Springs front Front coil springs

Rear Spring

Springs rear Rear leaf springs

Rear springs Heavy-duty rear springs

Rear Suspension

* Anti-roll bar rear Rear anti-roll bar

Suspension type rear Leaf spring rear suspension

Suspension ride type rear Rigid axle rear suspension

Steering

Steering Hydraulic power-assist steering system

Steering type Re-circulating ball steering

Steering type number of wheels 2-wheel steering system

Exterior

Prices and content availability as shown are subject to change and should be treated as estimates only. Actual base vehicle, package and option pricing may vary from this estimate because of special local pricing, availability or pricing adjustments not reflected in the dealer's computer system. See salesperson for the most current information.

Prepared for: Mr. Gary Harrison

Fleet Director, Kane County Illinois

Prepared by: Richie Wellenkamp

12/29/2022



Morrow Brothers Ford, Inc. | 1242 Main Street Greenfield Illinois | 62044

2022 F-250 4x4 SD Crew Cab 6.75' box 160" WB SRW XL (W2B)

Price Level: 280

Selected Equip & Specs (cont'd)*Front Wheels*

* Front wheels diameter	18"	* Front wheels width	8"
-------------------------	-----	----------------------	----

Rear Wheels

* Rear wheels diameter	18"	* Rear wheels width	8"
------------------------	-----	---------------------	----

Front And Rear Wheels

* Appearance	silver	* Material	aluminum
--------------	--------	------------	----------

Front Tires

* Aspect	70	* Diameter	18"
Sidewalls	BSW	Speed	S
* Tread	AT	Type	LT
* Width	275mm	* Front wheel - RPM	628

Rear Tires

* Aspect	70	* Diameter	18"
Sidewalls	BSW	Speed	S
* Tread	AT	Type	LT
* Width	275mm	* Rear wheel - RPM	628

Body Exterior*Trailer*

Towing capability	Trailer towing capability	Towing class	Class V tow rating
Towing hitch	Trailer hitch	Towing wiring harness	Trailer wiring harness
* Towing brake controller	Trailer brake controller	Towing trailer sway	Trailer sway control
* Towing prep 5th wheel and gooseneck prep			

Exterior Features

Box style	Standard style pickup box	* Bed liner	Tough Bed spray-in pickup bed liner
Number of doors	4 doors	* Running boards	Running boards

Body

Body panels	Aluminum body panels with side impact beams
-------------	---

Mirrors

* Turn signal in door mirrors	Turn signal indicator in door mirrors	* Convex spotter	Convex spotter in driver and passenger side door mirrors
-------------------------------	---------------------------------------	------------------	--

Prepared for: Mr. Gary Harrison

Fleet Director, Kane County Illinois

Prepared by: Richie Wellenkamp

12/29/2022

Morrow Brothers Ford, Inc. | 1242 Main Street Greenfield Illinois | 62044



2022 F-250 4x4 SD Crew Cab 6.75' box 160" WB SRW XL (W2B)

Price Level: 280

Selected Equip & Specs (cont'd)

Spare Tire

Spare tire... Full-size spare tire with steel wheel

Spare tire location... Crank-down spare tire

Tires

Front tires LT load rating... E

Rear tires LT load rating... E

Wheels

Dual rear wheels... Dual rear wheels

* Wheel covers... Chrome hub wheel covers

Convenience

Door Locks

* Door locks... Power door locks with 2 stage unlocking

* All-in-one key... All-in-one remote fob and ignition key

* Keyfob door locks... Keyfob activated door locks

* Tailgate control... Power tailgate/rear door lock

Cruise Control

* Cruise control... Cruise control with steering wheel mounted controls

Key Fob Controls

Fob remote engine controls... FordPass Connect smart device engine start control

Rear View Mirror

Day/Night rearview mirror... Day/Night rearview mirror

Exterior Mirrors

* Door mirrors... Power door mirrors

Folding door mirrors Manual folding door mirrors

* Heated door mirrors... Heated driver and passenger side door mirrors

Front Side Windows

* First-row windows... Power first-row windows

Overhead Console

Overhead console... Full overhead console

Overhead console storage... Overhead console storage

Passenger Visor

Visor passenger mirror... Passenger visor mirror

Power Outlets

Prepared for: Mr. Gary Harrison

Fleet Director, Kane County Illinois

Prepared by: Richie Wellenkamp

12/29/2022

Morrow Brothers Ford, Inc. | 1242 Main Street Greenfield Illinois | 62044



2022 F-250 4x4 SD Crew Cab 6.75' box 160" WB SRW XL (W2B)

Price Level: 280

Selected Equip & Specs (cont'd)

12V power outlets 2 12V power outlets

* 120V AC power outlets 1 120V AC power outlet

Rear Windshield

* **Rear window defroster** Rear window defroster

Rear windshield Fixed rear windshield

Storage

* **Door bins front** **Driver and passenger door bins**

* **Door bins rear** **Rear door bins**

Number of beverage holders 8 beverage holders

Beverage holders Front beverage holders

Beverage holders rear Rear beverage holders

Glove box Illuminated locking glove box

Illuminated glove box Illuminated glove box

Instrument panel storage Instrument panel covered bin

Dashboard storage Dashboard storage

Windows Feature

* **One-touch up window** **Driver and passenger one-touch up windows**

* **One-touch down window** **Driver and passenger one-touch down windows**

Windows Rear Side

* **Second-row windows** **Power second-row windows**

Miscellaneous

Trip computer Trip computer

PRND in IP PRND in IP

* **Accessory power** **Retained accessory power**

Comfort

Climate Control

Climate control Manual climate control

Cabin air filter Cabin air filter

Rear under seat ducts Rear under seat climate control ducts

Headliner

Headliner material Cloth headliner material

Headliner coverage Full headliner coverage

Floor Trim

Floor covering Full vinyl floor covering

Floor coverage Full floor coverage

Second-Row Seat Trim

* **Rear seat upholstery** **Cloth rear seat upholstery**

Rear seatback upholstery Carpet rear seatback upholstery

Steering Wheel

Steering wheel telescopic Manual telescopic steering wheel

Steering wheel material Urethane steering wheel

Prepared for: Mr. Gary Harrison

Fleet Director, Kane County Illinois
Prepared by: Richie Wellenkamp
12/29/2022



Morrow Brothers Ford, Inc. | 1242 Main Street Greenfield Illinois | 62044

2022 F-250 4x4 SD Crew Cab 6.75' box 160" WB SRW XL (W2B)

Price Level: 280

Selected Equip & Specs (cont'd)

Steering wheel tilt Manual tilting steering wheel

Seats and Trim

Seat Capacity

Seating capacity 6

Front Seats

Front seat type Split-bench front seat

Driver seat fore/aft control Manual driver seat fore/aft control

Split front seats 40-20-40 split-bench front seat

Passenger seat fore/aft control Manual passenger seat fore/aft control

Front head restraint control Manual front seat head restraint control

Armrests front storage Front seat armrest storage

Driver seat direction Driver seat with 4-way directional controls

Passenger seat direction Front passenger seat with 4-way directional controls

Reclining passenger seat Manual reclining passenger seat

Front head restraints Height adjustable front seat head restraints

Armrests front center Front seat center armrest

Reclining driver seat Manual reclining driver seat

Rear Seats

Bench seats Split-bench rear seat

Folding second-row seats 60-40 folding rear seats

Rear seat folding position Fold-up rear seat cushion

Rear head restraint control Manual rear seat head restraint control

Rear seats fixed or removable Fixed rear seats

Rear seat direction Front facing rear seat

Rear head restraints Height adjustable rear seat head restraints

Number of rear head restraints 3 rear seat head restraints

Lumbar Seats

Driver lumbar Manual driver seat lumbar

Front Seat Trim

* Front seat upholstery Cloth front seat upholstery

* Front seatback upholstery Cloth front seatback upholstery

Interior Accents

Interior accents Chrome interior accents

Gearshifter Material

Gearshifter material Urethane gear shifter material

Entertainment Features

LCD Displays

Prices and content availability as shown are subject to change and should be treated as estimates only. Actual base vehicle, package and option pricing may vary from this estimate because of special local pricing, availability or pricing adjustments not reflected in the dealer's computer system. See salesperson for the most current information.

Prepared for: Mr. Gary Harrison

Fleet Director, Kane County Illinois

Prepared by: Richie Wellenkamp

12/29/2022

Morrow Brothers Ford, Inc. | 1242 Main Street Greenfield Illinois | 62044



2022 F-250 4x4 SD Crew Cab 6.75' box 160" WB SRW XL (W2B)

Price Level: 280

Selected Equip & Specs (cont'd)

Number of first-row LCD displays 2 total number of
1st row displays

LCD primary display size 4.2 inch primary LCD
display

Radio Features

External memory SYNC external memory
control

Seek scan Seek scan

Speakers

Speakers Standard grade speakers

Speakers number 4

Audio Features

Steering mounted audio control Steering wheel
mounted audio controls

Voice activated audio SYNC voice activated
audio controls

Wireless streaming Bluetooth wireless audio
streaming

Lighting, Visibility and Instrumentation

Instrumentation

Trip odometer Trip odometer

Instrumentation display Analog instrumentation
display

Instrumentation Displays

Temperature display Exterior temperature
display

Systems monitor Vehicle systems monitor

Clock In-radio display clock

Compass Compass

Instrumentation Gauges

Tachometer Tachometer
Transmission temperature gauge Transmission
fluid temperature gauge

Oil pressure gauge Oil pressure gauge
Engine/electric motor temperature
gauge Engine/electric motor temperature
gauge

Gauge cluster display size (inches) 2.30

Engine hour meter Engine hour meter

Instrumentation Warnings

Engine temperature warning Engine temperature
warning

Oil pressure warning Oil pressure warning

Low fuel warning Low fuel warning

Low brake fluid warning Low brake fluid warning

Battery charge warning Battery charge warning

Headlights on reminder Headlights on reminder

Key in vehicle warning Key in vehicle warning

Door ajar warning Door ajar warning

Service interval warning Service interval indicator

Low tire pressure warning Tire specific low air
pressure warning

Glass

*Tinted windows Deep tinted windows

Headlights

Prepared for: Mr. Gary Harrison

Fleet Director, Kane County Illinois

Prepared by: Richie Wellenkamp

12/29/2022

Morrow Brothers Ford, Inc. | 1242 Main Street Greenfield Illinois | 62044



2022 F-250 4x4 SD Crew Cab 6.75' box 160" WB SRW XL (W2B)

Price Level: 280

Selected Equip & Specs (cont'd)

Headlights Halogen headlights
Auto headlights Autolamp auto on/off headlight control
Delay off headlights Delay-off headlights

Headlight type Aero-composite headlights
Multiple headlights Multiple enclosed headlights
DRL preference setting ... DRL preference setting

Front Windshield

Wipers... Variable intermittent front windshield wipers

Interior Lighting

* **Illuminated entry** **Illuminated entry**

Variable panel light ... Variable instrument panel light

Front reading lights Front reading lights

Rear reading lights Rear reading lights

Lights

Running lights Daytime running lights

Interior courtesy lights Fade interior courtesy lights

High mount stop light High mounted center stop light

Pickup box cargo light Pickup box cargo light

* **Perimeter approach lighting Remote activated perimeter approach lighting**

Technology and Telematics

Connectivity

Handsfree Bluetooth handsfree wireless device connectivity
Emergency SOS ... 911 Assist emergency SOS system via mobile device

Smart device integration ... AppLink smart device app link

Internet Access

Internet access ... FordPass Connect 4G mobile hotspot internet access

USB Ports

USB ports 1 USB port

Safety and Security

Airbags

Front impact airbag driver Driver front impact airbag
Front impact airbag passenger Passenger front impact airbag

Number of airbags 6 airbags

Front side impact airbag driver Seat mounted side impact driver airbag

Prepared for: Mr. Gary Harrison

Fleet Director, Kane County Illinois

Prepared by: Richie Wellenkamp

12/29/2022

Morrow Brothers Ford, Inc. | 1242 Main Street Greenfield Illinois | 62044



2022 F-250 4x4 SD Crew Cab 6.75' box 160" WB SRW XL (W2B)

Price Level: 280

Selected Equip & Specs (cont'd)

Front side impact airbag passenger
side impact front passenger airbag

Overhead airbags
curtain first and second-row overhead airbags

Seatbelts

3-point seatbelt
Rear seat center 3-point seatbelt

Height adjustable seatbelts
Front height adjustable seatbelts

Security System

Immobilizer
SecuriLock immobilizer

* Remote panic alarm

* Security system

Active Driving Assistance

Restricted driving mode
MyKey restricted driving mode

Cameras

Rear camera
Rear mounted camera

Traction Control

Electronic stability control
AdvanceTrac w/Roll Stability Control electronic stability control system with anti-roll

Occupant Safety

Child door locks
Manual rear child safety door locks

Prepared for: Mr. Gary Harrison

Fleet Director, Kane County Illinois
Prepared by: Richie Wellenkamp
12/29/2022



Morrow Brothers Ford, Inc. | 1242 Main Street Greenfield Illinois | 62044

2022 F-250 4x4 SD Crew Cab 6.75' box 160" WB SRW XL (W2B)

Price Level: 280

Warranty

Standard Warranty

Basic Warranty

Basic warranty 36 months/36,000 miles

Powertrain Warranty

Powertrain warranty 60 months/60,000 miles

Corrosion Perforation

Corrosion perforation warranty 60 months/unlimited

Roadside Assistance Warranty

Roadside warranty 60 months/60,000 miles

Prepared for: Mr. Gary Harrison

Fleet Director, Kane County Illinois

Prepared by: Richie Wellenkamp

12/31/2022



Morrow Brothers Ford, Inc. | 1242 Main Street Greenfield Illinois | 62044

2023 Transit-250 Cargo RWD Medium Roof Van 148" WB Base (R1C)

Price Level: 335

Pricing Summary - Single Vehicle

	MSRP
Vehicle Pricing	\$55,605.00
Total	\$55,605.00

Customer Signature

Acceptance Date

Prepared for: Mr. Gary Harrison

Fleet Director, Kane County Illinois

Prepared by: Richie Wellenkamp

12/31/2022



Morrow Brothers Ford, Inc. | 1242 Main Street Greenfield Illinois | 62044

2023 Transit-250 Cargo RWD Medium Roof Van 148" WB Base (R1C)

Price Level: 335

As Configured Vehicle

Code	Description	MSRP
Base Vehicle		
R1C	Base Vehicle Price (R1C)	\$46,505.00
Packages		
101A	Order Code 101A <i>Includes:</i> - Engine: 3.5L PFDi V6 Flex-Fuel Includes port injection and auto start-stop technology. - Transmission: 10-Spd Automatic w/OD & SelectShift Includes auxiliary transmission oil cooler. - GVWR: 9,070 lbs - Tires: 235/65R16C 121/119 R AS BSW - Wheels: 16" Silver Steel w/Black Hubcap - Dark Palazzo Gray Vinyl Bucket Seats Includes 2-way manual driver seat, 2-way manual passenger seat and driver armrest only. - Vinyl Front Bucket Seats - Radio: AM/FM Stereo Includes 4.0" multi-function display, Bluetooth, dual USB ports and 4 speakers (front).	N/C
Powertrain		
998	Engine: 3.5L PFDi V6 Flex-Fuel <i>Includes port injection and auto start-stop technology.</i>	Included
44U	Transmission: 10-Spd Automatic w/OD & SelectShift <i>Includes auxiliary transmission oil cooler.</i>	Included
X4L	4.10 Limited-Slip Axle Ratio	\$325.00
STDGV	GVWR: 9,070 lbs	Included
Wheels & Tires		
STDTR	Tires: 235/65R16C 121/119 R AS BSW	Included
STDWL	Wheels: 16" Silver Steel w/Black Hubcap	Included
Seats & Seat Trim		
V	Vinyl Front Bucket Seats	Included
21G	Dark Palazzo Gray Vinyl Bucket Seats <i>Includes 2-way manual driver seat, 2-way manual passenger seat and driver armrest only.</i>	Included

Prices and content availability as shown are subject to change and should be treated as estimates only. Actual base vehicle, package and option pricing may vary from this estimate because of special local pricing, availability or pricing adjustments not reflected in the dealer's computer system. See salesperson for the most current information.

Prepared for: Mr. Gary Harrison

Fleet Director, Kane County Illinois

Prepared by: Richie Wellenkamp

12/31/2022



Morrow Brothers Ford, Inc. | 1242 Main Street Greenfield Illinois | 62044

2023 Transit-250 Cargo RWD Medium Roof Van 148" WB Base (R1C)

Price Level: 335

As Configured Vehicle (cont'd)

Code	Description	MSRP
Other Options		
PAINT	Monotone Paint Application	STD
148WB	148" Wheelbase	STD
19X	Auto Start-Stop Delete	-\$50.00
545	Short-Arm Manual-Folding Heated Pwr Adjusting Mirrors <i>Includes turn signals.</i>	\$160.00
60C	Cruise Control w/Adjustable Spd Limiting Device (ASLD) <i>The ASLD feature is great for city driving; it allows the driver to set an upper speed limit for the vehicle. If the vehicle begins to approach the upper speed limit then audible and visual warning are given.</i>	\$325.00
15F	Full Rear Compartment Lighting <i>Includes cargo area LED lights at C-pillar and D-pillar and rear compartment LED switch.</i>	\$75.00
17P	6 Cargo Tie-Down Hooks	\$25.00
66D	Front Overhead Shelf	\$75.00
85D	Dual-Note Horn	\$20.00
57G	Driver Controlled Front/Rear Aux A/C & Heater <i>Heat is distributed from rear of front-passenger seat. A/C is distributed from the rear of van.</i>	\$860.00
58U	Radio: AM/FM Stereo <i>Includes 4.0" multi-function display, Bluetooth, dual USB ports and 4 speakers (front).</i>	Included
19Z	Wi-Fi 4G LTE Hotspot Delete	-\$20.00
91L	6 Speakers (4 Front/2 Rear)	\$25.00
63E	Dual AGM Batteries (70 Amp-hr Each)	\$295.00
61C	Vehicle Maintenance Monitor <i>Includes engine hour meter. Depending on the engine, this feature will display engine hour meter, oil life, oil level and tire pressure status.</i>	\$45.00
86F	2 Additional Keys (4 Total) <i>Includes key fobs.</i>	\$75.00
43R	Reverse Sensing System	\$295.00

Prices and content availability as shown are subject to change and should be treated as estimates only. Actual base vehicle, package and option pricing may vary from this estimate because of special local pricing, availability or pricing adjustments not reflected in the dealer's computer system. See salesperson for the most current information.

Prepared for: Mr. Gary Harrison

Fleet Director, Kane County Illinois

Prepared by: Richie Wellenkamp

12/31/2022



Morrow Brothers Ford, Inc. | 1242 Main Street Greenfield Illinois | 62044

2023 Transit-250 Cargo RWD Medium Roof Van 148" WB Base (R1C)

Price Level: 335

As Configured Vehicle (cont'd)

Code	Description	MSRP
43B	Back Up Alarm Ford accessory, pre-installed. <i>Includes 102 dB(A) warning capability.</i>	\$150.00

Fleet Options

WARANT	Fleet Customer Powertrain Limited Warranty Requires valid FIN code. <i>Ford is increasing the 5-year 60,000-mile limited powertrain warranty to 5-years, 100,000 miles. Only Fleet purchasers with a valid Fleet Identification Number (FIN code) will receive the extended warranty. When the sale is entered into the sales reporting system with a sales type fleet along with a valid FIN code, the warranty extension will automatically be added to the vehicle. The extension will stay with the vehicle even if it is subsequently sold to a non-fleet customer before the expiration. This extension applies to both gas and diesel powertrains. Dealers can check for the warranty extension on eligible fleet vehicles in OASIS. Please refer to the Warranty and Policy Manual section 3.13.00 Gas Engine Commercial Warranty. This change will also be reflected in the printed Warranty Guided distributed with the purchase of every new vehicle.</i>	N/C
--------	---	-----

Emissions

425	50-State Emissions System	STD
-----	---------------------------	-----

Exterior Color

UM_01	Agate Black Metallic	\$200.00
-------	----------------------	----------

Interior Color

VK_01	Dark Palazzo Gray w/Vinyl Front Bucket Seats	N/C
-------	---	-----

Upfit Options

MKT	Market adjustment, Stock unit	\$3,800.00
SP DEL	Sheriff License/Title, Delivery to KCSO	\$625.00

SUBTOTAL	\$53,810.00
Destination Charge	\$1,795.00
TOTAL	\$55,605.00

Prices and content availability as shown are subject to change and should be treated as estimates only. Actual base vehicle, package and option pricing may vary from this estimate because of special local pricing, availability or pricing adjustments not reflected in the dealer's computer system. See salesperson for the most current information.

Prepared for: Mr. Gary Harrison

Fleet Director, Kane County Illinois

Prepared by: Richie Wellenkamp

12/31/2022



Morrow Brothers Ford, Inc. | 1242 Main Street Greenfield Illinois | 62044

2023 Transit-250 Cargo RWD Medium Roof Van 148" WB Base (R1C)

Price Level: 335

Selected Equip & Specs

Dimensions

* **Conventional Capacity: 6,100 lbs.** • **GCWR: 12,000 lbs.** • Vehicle body length: 236" • Vehicle body width: 81" • Vehicle body height: 101" • Side door opening height: 63" • Side door opening width: 51" • Rear door opening height: 65" • Rear door opening width: 62" • Rear door opening angle: 180 • Wheelbase: 148" • Front track: 68" • Rear track: 69" • Vehicle turning radius: 24' • Front bumper to front axle: 40" • Front brake diameter: 12.1" • Rear brake diameter: 12.1" • Interior cargo volume: 357 cu.ft. • Headroom first-row: 52.0" • Leg room first-row: 41.3" • Shoulder room first-row: 67.9" • Hip room first-row: 60.7"

Powertrain

• 3.5L V-6 port/direct injection, DOHC, variable valve control, engine with 275HP • Engine cylinders: V-6 • Spark ignition system • Horsepower: 275 HP@6250 RPM • Torque: 260 lb.-ft. @4000 RPM • Radiator • 10-speed automatic • Rear-wheel drive • Recommended fuel: regular unleaded • Alternate fuel Type: E85 • Capless fuel filler • **Mechanical limited slip differential** • All-speed ABS and driveline traction control

Fuel Economy and Emissions

• Gasoline secondary fuel type • ULEV II emissions • E85 additional fuel types

Suspension and Handling

• Standard ride suspension • Standard grade front shock absorbers • Heavy-duty rear shock absorbers

Driveability

• 4-wheel disc brakes • Front ventilated disc brakes • 4-wheel antilock (ABS) brakes • Four channel ABS brakes • Electronic parking brake • Ford Co-Pilot360 - Post Collision Braking automatic post-collision braking system • Brake assist system • Hill start assist • Independent front suspension • Strut front suspension • Front anti-roll bar • Front coil springs • Rigid axle rear suspension • Leaf spring rear suspension • Electric power-assist steering system • Rack-pinion steering • 2-wheel steering system

Body Exterior

• 3 doors • Clearcoat paint • Monotone paint • Black bodyside cladding • Black wheel well trim • Black side window trim • Black windshield trim • Black door handles • Black front bumper • Black rear bumper • Rear tow hook • Black grille • Black door mirrors • Standard style side mirrors • Convex spotter in driver and passenger side door mirrors • **Turn signal indicator in door mirrors** • Sliding right rear passenger door • Split swing-out rear cargo door • LT235/65RS16 AS BSW front and rear tires • 16 x 6.5-inch front and rear argent steel wheels

Convenience

• Power door locks with 2 stage unlocking • Keyfob activated door locks • All-in-one remote fob and ignition key • Auto-locking doors • Power tailgate/rear door lock • **Cruise Control w/Adjustable Speed Limiting Device (ASLD) cruise control with steering wheel mounted controls** • Power first-row windows • Partial floor console • **Supplemental cargo area lighting** • Driver foot rest • Locking glove box • Front beverage holders • Driver and passenger door bins • Instrument panel bin • PRND in IP

Comfort

Prices and content availability as shown are subject to change and should be treated as estimates only. Actual base vehicle, package and option pricing may vary from this estimate because of special local pricing, availability or pricing adjustments not reflected in the dealer's computer system. See salesperson for the most current information.

Prepared for: Mr. Gary Harrison

Fleet Director, Kane County Illinois

Prepared by: Richie Wellenkamp

12/31/2022



Morrow Brothers Ford, Inc. | 1242 Main Street Greenfield Illinois | 62044

2023 Transit-250 Cargo RWD Medium Roof Van 148" WB Base (R1C)

Price Level: 335

Selected Equip & Specs (cont'd)

• Manual climate control • **Rear climate control system** • **Rear under seat climate control ducts** • Cloth headliner material • Front headliner coverage • Front vinyl floor covering • Front floor coverage • Manual tilting steering wheel • Manual telescopic steering wheel • Urethane steering wheel

Seats and Trim

• Seating capacity: 2 • Bucket front seats • Driver seat with 4-way directional controls • Front passenger seat with 4-way directional controls • Height adjustable front seat head restraints • Manual front seat head restraint control • Driver seat armrest • Manual reclining driver seat • Manual driver seat fore/aft control • Manual reclining passenger seat • Manual passenger seat fore/aft control • Vinyl front seat upholstery

Entertainment Features

• 1 total number of 1st row displays • 4 inch primary LCD display • AM/FM stereo radio • Seek scan • Auxiliary input jack • External memory control • **Speakers number: 6** • Standard grade speakers • Steering wheel mounted audio controls • Wireless audio streaming • Fixed audio antenna

Lighting, Visibility and Instrumentation

• Metal-look instrument panel insert • Analog instrumentation display • Trip odometer • In-radio display clock • Telematics Essentials vehicle systems monitor • Tachometer • Engine/electric motor temperature gauge • **Engine hour meter** • Laminated side window glass • Light tinted windows • Aero-composite headlights • Halogen headlights • Ford Co-Pilot360 - Autolamp auto on/off headlight control • Delay-off headlights • Ford Co-Pilot360 - Auto High Beam auto high-beam headlights • Variable intermittent front windshield wipers • Front reading lights • Illuminated entry • Variable instrument panel light • High mounted center stop light • Fade interior courtesy lights

Technology and Telematics

• Bluetooth handsfree wireless device connectivity • **Selective service internet access** • 2 USB ports

Safety and Security

• Driver front impact airbag • Seat mounted side impact driver airbag • Safety Canopy System curtain first-row overhead airbags • Cancellable front passenger air bag • Seat mounted side impact front passenger airbag • Airbag occupancy sensor • 6 airbags • Front height adjustable seatbelts • Front seatbelt pretensioners • 2 seatbelt pre-tensioners • SecuriLock immobilizer • Remote panic alarm • Ford Co-Pilot360 - Lane-Keeping System • Ford Co-Pilot360 - Pre-Collision Assist with Automatic Emergency Braking (AEB) forward collision mitigation • Ford Co-Pilot360 - Driver Alert • Rear mounted camera • Ford Co-Pilot360 w/Side Wind Stabilization electronic stability control system with anti-roll • **Back-up alarm** • **Reverse Sensing System rear parking sensors**

Dimensions

General Weights

Curb weight	5,235 lbs.	Rear curb weight	2,184 lbs.
GVWR	9,070 lbs.	Payload	3,834 lbs.

Trailer Weights

* Conventional capacity	6,100 lbs.	* GCWR	12,000 lbs.
--------------------------------------	-------------------	---------------------	--------------------

Prices and content availability as shown are subject to change and should be treated as estimates only. Actual base vehicle, package and option pricing may vary from this estimate because of special local pricing, availability or pricing adjustments not reflected in the dealer's computer system. See salesperson for the most current information.

Prepared for: Mr. Gary Harrison

Fleet Director, Kane County Illinois

Prepared by: Richie Wellenkamp

12/31/2022

Morrow Brothers Ford, Inc. | 1242 Main Street Greenfield Illinois | 62044

**2023 Transit-250 Cargo RWD Medium Roof Van 148" WB Base (R1C)**

Price Level: 335

Selected Equip & Specs (cont'd)*Front Weights*

Front curb weight 3,051 lbs. GAWR front 4,130 lbs.

Rear Weights

GAWR rear 5,515 lbs.

Off Road

Loading floor height 28.7 "

Exterior Measurements

Vehicle body length	236"	Vehicle body width	81"
Vehicle body height	101"	Rear door opening height	65"
Rear door opening width	62"	Rear door opening angle	180
Wheelbase	148"	Front brake diameter	12.1"
Rear brake diameter	12.1"	Side door opening height	63"
Side door opening width	51"	Front track	68"
Rear track	69"	Vehicle turning radius	24'
Front bumper to front axle	40"		

Interior Measurements

Interior cargo volume	357 cu.ft.	Interior cargo area height	72 "
Interior cargo length	144 "	Interior cargo area min width	55 "
Interior cargo area max width	70 "		

Headroom

Headroom first-row 52.0"

Legroom

Leg room first-row 41.3"

Shoulder Room

Shoulder room first-row 67.9"

Hip Room

Hip room first-row 60.7"

Powertrain*Engine*

Engine	3.5L V-6 port/direct injection, DOHC, variable valve control, engine with 275HP	Valves per cylinder	4
Engine cylinders	V-6	Engine location	Front mounted engine
Ignition	Spark ignition system	Engine mounting direction	Longitudinal mounted engine
Engine block material	Aluminum engine block	Cylinder head material	Aluminum cylinder head

Engine Specs

Prices and content availability as shown are subject to change and should be treated as estimates only. Actual base vehicle, package and option pricing may vary from this estimate because of special local pricing, availability or pricing adjustments not reflected in the dealer's computer system. See salesperson for the most current information.

Prepared for: Mr. Gary Harrison

Fleet Director, Kane County Illinois

Prepared by: Richie Wellenkamp

12/31/2022

Morrow Brothers Ford, Inc. | 1242 Main Street Greenfield Illinois | 62044

**2023 Transit-250 Cargo RWD Medium Roof Van 148" WB Base (R1C)**

Price Level: 335

Selected Equip & Specs (cont'd)

Displacement	3.5L	cc	213.4 cu.in.
Bore	3.64"	Stroke	3.41"
Compression ratio	11.8		

Engine Power

Horsepower	275 HP@6250 RPM	Torque	260 lb.-ft. @4000 RPM
------------------	-----------------	--------------	-----------------------

Alternator

Alternator amps	250A	Alternator type	Regular duty alternator
-----------------------	------	-----------------------	-------------------------

Battery

Battery amps	70Ah	* Battery type	Dual lead acid battery
Battery run down protection	Battery run down protection		

Engine Extras

Radiator	Radiator
----------------	----------

Transmission

Transmission	10-speed automatic	Transmission electronic control	Transmission electronic control
Overdrive transmission	Overdrive transmission	Lock-up transmission	Lock-up transmission
First gear ratio	4.689	Second gear ratio	2.985
Third gear ratio	2.146	Fourth gear ratio	1.769
Fifth gear ratio	1.52	Sixth gear ratio	1.275
Reverse gear ratio	4.866	Seventh gear ratio	1
Eighth gear ratio	0.854	Ninth gear ratio	0.689
Tenth gear ratio	0.636	Sequential shift control	SelectShift Sequential shift control

Transmission oil cooler	Transmission oil cooler
-------------------------------	-------------------------

Drive Type

Drive type	Rear-wheel drive
------------------	------------------

Drivetrain

* Axle ratio	4.1
--------------------	-----

Exhaust

Tailpipe	Stainless steel single exhaust
----------------	--------------------------------

Fuel

Fuel type	regular unleaded	Alternate fuel type	E85
-----------------	------------------	---------------------------	-----

Fuel Tank

Capless fuel filler	Capless fuel filler	Fuel tank capacity	25.10 gal.
---------------------------	---------------------	--------------------------	------------

Drive Feature

Prices and content availability as shown are subject to change and should be treated as estimates only. Actual base vehicle, package and option pricing may vary from this estimate because of special local pricing, availability or pricing adjustments not reflected in the dealer's computer system. See salesperson for the most current information.

Prepared for: Mr. Gary Harrison

Fleet Director, Kane County Illinois

Prepared by: Richie Wellenkamp

12/31/2022

Morrow Brothers Ford, Inc. | 1242 Main Street Greenfield Illinois | 62044



2023 Transit-250 Cargo RWD Medium Roof Van 148" WB Base (R1C)

Price Level: 335

Selected Equip & Specs (cont'd)

* Limited slip differential Mechanical limited slip differential

Traction control All-speed ABS and driveline traction control

Fuel Economy and Emissions

Fuel Economy

Secondary fuel type Gasoline secondary fuel type

Emissions

Emissions ULEV II emissions

Emissions tiers Tier 2 Bin 5 emissions

Fuel Economy (Alternate 1)

Additional fuel types E85 additional fuel types

Suspension and Handling

Suspension

Suspension Standard ride suspension

Front shock absorbers Standard grade front shock absorbers

Rear shock absorbers Heavy-duty rear shock absorbers

Driveability

Brakes

Brake type 4-wheel disc brakes

ABS brakes Four channel ABS brakes

ABS brakes 4-wheel antilock (ABS) brakes

Ventilated brakes Front ventilated disc brakes

Electronic parking brake Electronic parking brake

Post collision braking system Ford Co-Pilot360 - Post Collision Braking automatic post-collision braking system

Brake Assistance

Hill start assist Hill start assist

Brake assist system Brake assist system

Front Suspension

Anti-roll bar front Front anti-roll bar

Suspension ride type front Independent front suspension

Suspension type front Strut front suspension

Front Spring

Regular front springs Regular front springs

Springs front Front coil springs

Rear Spring

Springs rear Rear leaf springs

Rear springs Regular grade rear springs

Rear Suspension

Prepared for: Mr. Gary Harrison

Fleet Director, Kane County Illinois

Prepared by: Richie Wellenkamp

12/31/2022

Morrow Brothers Ford, Inc. | 1242 Main Street Greenfield Illinois | 62044

**2023 Transit-250 Cargo RWD Medium Roof Van 148" WB Base (R1C)**

Price Level: 335

Selected Equip & Specs (cont'd)

Suspension type rear Leaf spring rear suspension

Suspension ride type rear Rigid axle rear suspension

SteeringSteering Electric power-assist steering system
Steering type number of wheels 2-wheel steering system

Steering type Rack-pinion steering

Exterior**Front Wheels**

Front wheels diameter 16"

Front wheels width 6.5"

Rear Wheels

Rear wheels diameter 16"

Rear wheels width 6.5"

Front And Rear Wheels

Appearance argent

Material steel

Front TiresAspect 65
Sidewalls BSW
Tread AS
Width 235mmDiameter 16"
Speed S
Type LT
Front wheel - RPM 720**Rear Tires**Aspect 65
Sidewalls BSW
Tread AS
Width 235mmDiameter 16"
Speed S
Type LT
Rear wheel - RPM 720**Body Exterior****Exterior Features**

Number of doors 3 doors

License plate front bracket Front license plate bracket

Body

Body panels Fully galvanized steel body panels with side impact beams

Mirrors

*Turn signal in door mirrors Turn signal indicator in door mirrors

Convex spotter Convex spotter in driver and passenger side door mirrors

Spare Tire

Spare tire Full-size spare tire with steel wheel

Spare tire location Crank-down spare tire

Prices and content availability as shown are subject to change and should be treated as estimates only. Actual base vehicle, package and option pricing may vary from this estimate because of special local pricing, availability or pricing adjustments not reflected in the dealer's computer system. See salesperson for the most current information.

Prepared for: Mr. Gary Harrison

Fleet Director, Kane County Illinois

Prepared by: Richie Wellenkamp

12/31/2022

Morrow Brothers Ford, Inc. | 1242 Main Street Greenfield Illinois | 62044

**2023 Transit-250 Cargo RWD Medium Roof Van 148" WB Base (R1C)**

Price Level: 335

Selected Equip & Specs (cont'd)*Tires*

Front tires LT load rating C Rear tires LT load rating C

Wheels

Dual rear wheels Dual rear wheels Wheel covers Wheel hub covers

Convenience*Door Locks*

Door locks Power door locks with 2 stage unlocking Keyfob door locks Keyfob activated door locks

All-in-one keyAll-in-one remote fob and ignition key Auto door locks Auto-locking doors

Tailgate control Power tailgate/rear door lock

*Cruise Control****Cruise control .. Cruise Control w/Adjustable Speed Limiting Device (ASLD) cruise control with steering wheel mounted controls***Exterior Mirrors*

Door mirrors Power door mirrors Folding door mirrors Manual folding door mirrors

Heated door mirrors Heated driver and passenger side door mirrorsFront Side Windows*

First-row windows Power first-row windows

Floor Console

Floor console Partial floor console Floor console storage Floor console storage

*Overhead Console****Overhead console Full overhead console *Overhead console storage .. Overhead console storage***Power Outlets*

12V power outlets 2 12V power outlets

*Cargo Features****Cargo tie downs Cargo area tie downs Cargo light Cargo area light***Pedals*

Driver foot rest Driver foot rest

Storage

Door bins front Driver and passenger door bins Beverage holders Front beverage holders

Prepared for: Mr. Gary Harrison

Fleet Director, Kane County Illinois

Prepared by: Richie Wellenkamp

12/31/2022

Morrow Brothers Ford, Inc. | 1242 Main Street Greenfield Illinois | 62044



2023 Transit-250 Cargo RWD Medium Roof Van 148" WB Base (R1C)

Price Level: 335

Selected Equip & Specs (cont'd)

Glove box Locking glove box

Instrument panel storage Instrument panel bin

Windows Feature

One-touch down window Driver one-touch down window

Miscellaneous

PRND in IP PRND in IP

Comfort

Climate Control

Climate control Manual climate control

* Rear under seat ducts Rear under seat climate control ducts

* Rear climate control Rear climate control system

Headliner

Headliner material Cloth headliner material

Headliner coverage Front headliner coverage

Floor Trim

Floor covering Front vinyl floor covering

Floor coverage Front floor coverage

Steering Wheel

Steering wheel telescopic Manual telescopic steering wheel

Steering wheel material Urethane steering wheel

Steering wheel tilt Manual tilting steering wheel

Seats and Trim

Seat Capacity

Seating capacity 2

Front Seats

Driver seat direction Driver seat with 4-way directional controls

Driver seat fore/aft control Manual driver seat fore/aft control

Passenger seat direction Front passenger seat with 4-way directional controls

Split front seats Bucket front seats

Reclining passenger seat Manual reclining passenger seat

Passenger seat fore/aft control Manual passenger seat fore/aft control

Front head restraints Height adjustable front seat head restraints

Front head restraint control Manual front seat head restraint control

Armrests front driver Driver seat armrest

Reclining driver seat Manual reclining driver seat

Front Seat Trim

Front seat upholstery Vinyl front seat upholstery

Front seatback upholstery Vinyl front seatback upholstery

Prepared for: Mr. Gary Harrison

Fleet Director, Kane County Illinois

Prepared by: Richie Wellenkamp

12/31/2022



Morrow Brothers Ford, Inc. | 1242 Main Street Greenfield Illinois | 62044

2023 Transit-250 Cargo RWD Medium Roof Van 148" WB Base (R1C)

Price Level: 335

Selected Equip & Specs (cont'd)

Gearshifter Material

Gearshifter material Urethane gear shifter material

Entertainment Features

LCD Displays

Number of first-row LCD displays1 total number of 1st row displays LCD primary display size 4 inch primary LCD display

Radio Features

Aux input jack Auxiliary input jack External memory External memory control Seek scan Seek scan

Speakers

Speakers Standard grade speakers * Speakers number 6

Audio Features

Steering mounted audio control Steering wheel mounted audio controls Wireless streaming Wireless audio streaming

Lighting, Visibility and Instrumentation

Instrument Panel Trim

Panel insert Metal-look instrument panel insert

Instrumentation

Trip odometer Trip odometer Instrumentation display Analog instrumentation display

Instrumentation Displays

Systems monitor Telematics Essentials vehicle systems monitor Clock In-radio display clock

Instrumentation Gauges

Tachometer Tachometer Engine/electric motor temperature gauge Engine/electric motor temperature gauge

* Engine hour meter Engine hour meter

Instrumentation Warnings

Engine temperature warning Engine temperature warning Oil pressure warning Oil pressure warning Low fuel warning Low fuel warning Low brake fluid warning Low brake fluid warning Battery charge warning Battery charge warning Headlights on reminder Headlights on reminder Key in vehicle warning Key in vehicle warning Door ajar warning Door ajar warning

Prices and content availability as shown are subject to change and should be treated as estimates only. Actual base vehicle, package and option pricing may vary from this estimate because of special local pricing, availability or pricing adjustments not reflected in the dealer's computer system. See salesperson for the most current information.

Prepared for: Mr. Gary Harrison

Fleet Director, Kane County Illinois

Prepared by: Richie Wellenkamp

12/31/2022

Morrow Brothers Ford, Inc. | 1242 Main Street Greenfield Illinois | 62044



2023 Transit-250 Cargo RWD Medium Roof Van 148" WB Base (R1C)

Price Level: 335

Selected Equip & Specs (cont'd)

Trunk warning Rear cargo ajar warning
Low tire pressure warning Low tire pressure
warning

Service interval warning Service interval indicator

Glass

Laminated window Laminated side window
glass

Tinted windows Light tinted windows

Headlights

Headlights Halogen headlights
Auto headlights Ford Co-Pilot360 - Autolamp
auto on/off headlight control
Auto high-beam headlights Ford Co-Pilot360 -
Auto High Beam auto high-beam headlights

Headlight type Aero-composite headlights
Delay off headlights Delay-off headlights

Front Windshield

Wipers... Variable intermittent front windshield
wipers

Interior Lighting

Illuminated entry Illuminated entry

Front reading lights Front reading lights

Variable panel light... Variable instrument panel
light

Lights

Interior courtesy lights Fade interior courtesy
lights

High mount stop light High mounted center stop
light

Technology and Telematics

Connectivity

Handsfree Bluetooth handsfree wireless
device connectivity

Internet Access

* Internet access Selective service internet
access

USB Ports

USB ports 2 USB ports

Safety and Security

Airbags

Front impact airbag driver Driver front impact
airbag

Number of airbags 6 airbags

Prepared for: Mr. Gary Harrison

Fleet Director, Kane County Illinois

Prepared by: Richie Wellenkamp

12/31/2022

Morrow Brothers Ford, Inc. | 1242 Main Street Greenfield Illinois | 62044



2023 Transit-250 Cargo RWD Medium Roof Van 148" WB Base (R1C)

Price Level: 335

Selected Equip & Specs (cont'd)

Front impact airbag passenger... Cancellable front passenger air bag
Front side impact airbag passenger... Seat mounted side impact front passenger airbag
Overhead airbags... Safety Canopy System curtain first-row overhead airbags

Front side impact airbag driver... Seat mounted side impact driver airbag
Occupancy sensor... Airbag occupancy sensor

Seatbelts

Height adjustable seatbelts... Front height adjustable seatbelts
Seatbelt pretensioners number... 2 seatbelt pretensioners

Seatbelt pretensioners... Front seatbelt pretensioners

Security System

Immobilizer... SecuriLock immobilizer

Remote panic alarm... Remote panic alarm

Active Driving Assistance

Lane departure... Ford Co-Pilot360 - Lane-Keeping System

Forward collision warning... Ford Co-Pilot360 - Pre-Collision Assist with Automatic Emergency Braking (AEB) forward collision mitigation

Driver attention monitor... Ford Co-Pilot360 - Driver Alert

Cameras

Rear camera... Rear mounted camera

Traction Control

Electronic stability control... Ford Co-Pilot360 w/Side Wind Stabilization electronic stability control system with anti-roll

Parking Sensors

* Back up alarm... Back-up alarm

* Parking sensors... Reverse Sensing System rear parking sensors

Prepared for: Mr. Gary Harrison

Fleet Director, Kane County Illinois
Prepared by: Richie Wellenkamp
12/31/2022



Morrow Brothers Ford, Inc. | 1242 Main Street Greenfield Illinois | 62044

2023 Transit-250 Cargo RWD Medium Roof Van 148" WB Base (R1C)

Price Level: 335

Warranty

Standard Warranty

Basic Warranty

Basic warranty 36 months/36,000 miles

Powertrain Warranty

Powertrain warranty 60 months/60,000 miles

Corrosion Perforation

Corrosion perforation warranty 60 months/unlimited

Roadside Assistance Warranty

Roadside warranty 60 months/60,000 miles

Warsaw IN 46580
(800) 551-1498

Customer:
Kane County, Gary Harrison
4060 Keslinger Rd
Geneva IL 60134-3579
(630) 208-2068

Invoice Address:
Kane County
777 E Fabyan Pkwy
Geneva IL 60134-3198

Shipping Address:
Kane County
777 E Fabyan Pkwy
Geneva IL 60134-3198

Total: \$ 30,773.60

Payment Terms: Net 30 Days

Quotation Date:

01/03/2023

Expiration:

02/02/2023

Production Timeline:

180 Day Receipt of Chassis and Signed Quote

End User:

Kane County

Salesperson:

Terri Lambright

Item	Description	Quantity	Unit Price	Amount
------	-------------	----------	------------	--------

+1 (800) 551-1498 | sales@mavron.com | <https://www.mavron.com/> | 35-1294067

PTB-360-10 - 60"H x 10'L Three Compartment Bolt-Together (11) Person
Prisoner Insert

Driver Side, Rear Entry - 4 Capacity Mid Facing Bench

Passenger Side, Rear Entry - 4 Capacity Mid Facing Bench

3M22020	Passenger Side, Side Entry - 3 Capacity Rear Facing Bench	1.00	\$ 26,398.90	\$ 26,398.90
---------	---	------	--------------	--------------

Includes:

2-Viewing Window/Emergency Exits, Recessed Compartment Lighting,
Ducting for Ventilation into Each Compartment, Fold-Up Rear Steps, Fold-
Up Side Steps, Prisoner Hand Holds, Non-Skid Seat Strips, Seat Belts

FOR INSTALLATION INTO CUSTOMER PROVIDED 2023 FORD TRANSIT 250 148"WB MID ROOF CARGO VAN

*** An Auxiliary Heat/AC unit must be installed for effective Heat/AC. MAVRON will need to remove Factory Rear Heat/AC units.**

8M10000 Labor-- for Removal of Factory Rear AC unit	1.50	\$ 121.00	\$ 181.50
3M34015 Auxiliary Heat/AC - Installed	1.00	\$ 3,285.70	\$ 3,285.70
8M10000 Labor-- for Camera Install Prep work	7.50	\$ 121.00	\$ 907.50

Labor: Build Housing and install 3 customer provided Getac 2x2x2 inch cameras (1 per compartment) and run supplied wiring to front cab for customer use.

CPU: Shipping Method - Customer Pickup	1.00	\$ 0.00	\$ 0.00
--	------	---------	---------

Total \$
30,773.60

Terms & Conditions: <https://www.mavron.com/terms>

Shipping Codes: General - BAC# 135690 | Ford - 88MZ69 | Dodge - T-0838

APPROVAL

Customer Name Print _____

Customer Signature _____

Purchase Order No _____

Ship To

Sheriff's Office
37W755 IL Route 38
SAINT CHARLES, IL 60175

Bill To

Sheriff's Office
37W755 IL Route 38
SAINT CHARLES, IL 60175

Purchase Order
No. 2022-00000304

DATE 02/02/2022

VENDOR NO. 2445

Vendor

Tri-County Truck Tops Inc
Rt 62 & 25
Algonquin, IL 60102

REFERENCE # Res 22-04

PURCHASE ORDER NUMBER MUST APPEAR ON
ALL INVOICES, SHIPPERS, BILL OF LADING AND
CORRESPONDENCE

DELIVER BY

SHIP VIA BEST METHOD

FREIGHT TERMS FOB DESTINATION

PAGE 1 of 1

ORIGINATOR: Timothy Keovongsak

PURCHASING OFFICE: 630-232-5929

QUANTITY	UNIT	DESCRIPTION	UNIT COST	TOTAL COST
1.0000	Each	Automotive Equip & Supplies - Ford F350 Extended Bed - LEER Truck Cap Vendor Part # Ford F-350 Extended BedTruck Cap (Quote By: Pete T. 847-658-7200)	3,168.0000	\$3,168.00
TOTAL DUE				\$3,168.00

Maria C Calamia

Special Instructions

Sheriff Fleet Dept., to call in order on as per-need basis.



RESOLUTION/ORDINANCE EXECUTIVE SUMMARY

Resolution: No. 23-

Approving the Purchase of Sixteen Replacement Vehicles for the Sheriff's Office and Approving a Rollover of FY22 Sheriff's Office New Vehicle Fund Balance

Committee Flow: Judicial/Public Safety Committee, Finance and Budget Committee, Executive Committee, County Board

Contact: Christie Duffy, 630.208.2001

Budget Information:

Was this item budgeted? Yes	Appropriation Amount: \$941,352.00
If not budgeted, explain funding source: 128.380.395.70070, Automotive Equipment and 128.380.395.89000 (FY22 New Vehicle Fund Net Income)	

Summary:

This resolution approves the purchase of sixteen (16) replacement vehicles for the Sheriff's Office totaling \$941,352.00. These replacement vehicles have been included in the FY2023 Sheriff's Office Budget and meet the County's replacement standards.

Vehicle Model/Make	Number of Units	Approx. Subtotal	Approx. Total
2023 Ford Police Interceptor Utility	10	\$53,970 (upfitting equip. costs included)	\$539,700
2023 Ford F-150 Police Responder Crew Cab 4x4	3	\$47,355 + \$6,000 upfitting equipment	\$160,065
2023 Ford F-250 4x4 SD Crew Cab 6.75' box 160' WB SRW XL	1	\$58,830 + \$10,000 cap and upfitting equip.	\$68,830
2023 Ford Transit-250 Cargo RWD Medium Roof Van	2	\$55,605 + \$30,773 upfitting equipment	\$172,757

The Sheriff's Office ended FY22 with a balance of \$715,920 in the New Vehicle Fund. This resolution further approves the rollover balance of those funds as follows:

128.380.395.89000	New Vehicle Fund	-\$715,920
128.380.395.70070	Automotive Equipment	+\$719,920

STATE OF ILLINOIS)
SS.
COUNTY OF KANE)

RESOLUTION NO. TMP-23-75

APPROVING THE PURCHASE OF ONE REPLACEMENT VEHICLE FOR THE KANE COUNTY SHERIFF'S OFFICE

WHEREAS, the Kane County Sheriff's Office requires one (1) replacement vehicle;
and

WHEREAS, one (1) vehicle has been budgeted for purchase in FY23 and will replace
the unit that was totaled while parked on the street; and

WHEREAS, the most responsive vendor was Currie Commercial Center, 10125 W.
Laraway, Frankfort, Illinois, for the 2022 Ford Police Interceptor Utility AWD Base (K8A) at a
price of \$52,301.00; and

WHEREAS, Kane County Human Resources has notified the Kane County Sheriff's
Office that insurance will reimburse our agency a total of Eighteen Thousand, Eighty-Five
Dollars and No/100 (\$18,085.00), leaving a balance of Thirty-Four Thousand, Two Hundred
Sixteen Dollars and No/100 (\$34,216.00) to be paid out of the Automotive Equipment,
128.380.395.70070.

NOW, THEREFORE, BE IT RESOLVED that the Kane County Board that the Chair's
signature is hereby approving the purchase of a 2022 Ford Police Interceptor Utility AWD
Base (K8A) for a not-to-exceed amount of Fifty-Two Thousand, Three Hundred One Dollar
and No/100 (\$52,301.00) from Currie Commercial Center of Frankfort, Illinois.

Line Item: 128.380.395.70070

Line Item Description: Automotive Equipment

Was Personnel/Item/Service approved in original budget or a subsequent budget revision? No

Are funds currently available for this Personnel/Item/Service in the specific line item? Yes

If funds are not currently available in the specified line item, where are the funds available? N/A

Passed by the Kane County Board on February 14, 2023.

John A. Cunningham
Clerk, County Board
Kane County, Illinois

Corinne M. Pierog MA, MBA
Chairman, County Board
Kane County, Illinois

Vote:

Prepared for: , STOCK SLICK TOP

2022 Police Intercept Utility AWD Base (K8A)

Price Level: 260



Client Proposal

Prepared by:
THOMAS SULLIVAN
Office: 815-464-9200
Quote ID: slick
Date: 12/20/2022



Prepared for:

STOCK SLICK TOP

Prepared by: THOMAS SULLIVAN

12/20/2022



Currie Commercial Center | 10125 W. Laraway Frankfort Illinois | 60423

2022 Police Interceptor Utility AWD Base (K8A)

Price Level: 260 | Quote ID: slick

As Configured Vehicle

Code	Description	MSRP
Base Vehicle		
K8A	Base Vehicle Price (K8A)	\$41,110.00
Packages		
500A	Order Code 500A <i>Includes:</i> - 3.73 Axle Ratio - GVWR: 6,840 lbs (3,103 kgs) - Tires: 255/60R18 AS BSW - Wheels: 18" x 8" 5-Spoke Painted Black Steel Includes polished stainless steel hub cover and center caps. - Unique HD Cloth Front Bucket Seats w/Vinyl Rear Includes reduced bolsters, driver 6-way power track (fore/aft. up/down, tilt with manual recline, 2-way manual lumbar), passenger 2-way manual track (fore/aft. with manual recline) and built-in steel intrusion plates in both driver/passenger seatbacks. - Radio: AM/FM/MP3 Capable Includes clock, 4-speakers, Bluetooth interface with hands-free voice command support (compatible with most Bluetooth connected mobile devices), 1 USB port and 4.2" color LCD screen center stack smart display. - SYNC 3 Communications & Entertainment System Includes 911 Assist, VHR, SYNC Services, AppLink, Bluetooth, steering wheel controls, USB port and auxiliary input jack.	N/C
Powertrain		
99B	Engine: 3.3L V6 Direct-Injection (FFV) <i>(136-MPH top speed). Note: Deletes regenerative braking and lithium-ion battery pack; adds 250-Amp alternator, replaces H7 AGM battery (800 CCA/80-amp) with H7 SLI battery (730 CCA/80-amp) and replaces 19-gallon tank with 21.4-gallon.</i>	-\$3,370.00
44U	Transmission: 10-Speed Automatic (44U)	N/C
STDAX	3.73 Axle Ratio	Included
STDGV	GVWR: 6,840 lbs (3,103 kgs)	Included
Wheels & Tires		
STDTR	Tires: 255/60R18 AS BSW	Included
STDWL	Wheels: 18" x 8" 5-Spoke Painted Black Steel <i>Includes polished stainless steel hub cover and center caps.</i>	Included
Seats & Seat Trim		

Prices and content availability as shown are subject to change and should be treated as estimates only. Actual base vehicle, package and option pricing may vary from this estimate because of special local pricing, availability or pricing adjustments not reflected in the dealer's computer system. See salesperson for the most current information.

Prepared for:

STOCK SLICK TOP

Prepared by: THOMAS SULLIVAN

12/20/2022



Currie Commercial Center | 10125 W. Laraway Frankfort Illinois | 60423

2022 Police Interceptor Utility AWD Base (K8A)

Price Level: 260 | Quote ID: slick

As Configured Vehicle (cont'd)

Code	Description	MSRP
9	Unique HD Cloth Front Bucket Seats w/Vinyl Rear <i>Includes reduced bolsters, driver 6-way power track (fore/aft. up/down, tilt with manual recline, 2-way manual lumbar), passenger 2-way manual track (fore/aft. with manual recline) and built-in steel intrusion plates in both driver/passenger seatbacks.</i>	Included

Other Options

PAINT	Monotone Paint Application	STD
119WB	119" Wheelbase	STD
STDRD	Radio: AM/FM/MP3 Capable <i>Includes clock, 4-speakers, Bluetooth interface with hands-free voice command support (compatible with most Bluetooth connected mobile devices), 1 USB port and 4.2" color LCD screen center stack smart display.</i> <i>Includes:</i> - SYNC 3 Communications & Entertainment System <i>Includes 911 Assist, VHR, SYNC Services, AppLink, Bluetooth, steering wheel controls, USB port and auxiliary input jack.</i>	Included
86T	Tail Lamp/Police Interceptor Housing Only <i>Pre-existing holes with standard twist lock sealed capability (does not include LED strobe) (eliminates need to drill housing assemblies).</i>	\$60.00
66C	Rear Lighting Solution Recommend using ultimate wiring package (67U). <i>Includes (2) backlit flashing linear high-intensity LED lights (driver's side red/passenger side blue) mounted to inside liftgate glass and (2) backlit flashing linear high-intensity LED lights (driver's side red/passenger side blue) installed on inside lip of liftgate (lights activate when liftgate is open). LED lights only. Wiring and controller not included.</i>	\$455.00
43D	Dark Car Feature <i>Courtesy lamps disabled when any door is opened.</i>	\$25.00
17T	Switchable Red/White Lighting in Cargo Area <i>Deletes 3rd row overhead map light.</i>	\$50.00
21L	Front Warning Auxiliary LED Lights Recommend using ready for the road package (67H) or ultimate wiring package (67U). <i>Includes driver side - red/passenger side - blue.</i>	\$550.00
60A	Grille LED Lights, Siren & Speaker Pre-Wiring	\$50.00
63L	Rear Quarter Glass Side Marker LED Lights	\$575.00

Prices and content availability as shown are subject to change and should be treated as estimates only. Actual base vehicle, package and option pricing may vary from this estimate because of special local pricing, availability or pricing adjustments not reflected in the dealer's computer system. See salesperson for the most current information.

Prepared for:

STOCK SLICK TOP

Prepared by: THOMAS SULLIVAN

12/20/2022



Currie Commercial Center | 10125 W. Laraway Frankfort Illinois | 60423

2022 Police Interceptor Utility AWD Base (K8A)

Price Level: 260 | Quote ID: slick

As Configured Vehicle (cont'd)

Code	Description	MSRP
	Recommend using ready for the road package (67H) or ultimate wiring package (67U). <i>Includes driver side - red/passenger side - blue. LED lights only. Wiring and controller not included.</i>	
51R	Driver Only LED Spot Lamp (Unity)	\$395.00
68G	Rear-Door Controls Inoperable <i>Locks, handles and windows. Note: Can manually remove window or door disable plate with special tool. Note: Locks/windows operable from driver's door switches.</i>	\$75.00
76R	Reverse Sensing System	\$275.00

Emissions

425	50 State Emission System	STD
	Flexible Fuel Vehicle (FFV) system is standard equipment for vehicles equipped with the 3.3L V6 Direct-Injection engine.	

Exterior Color

UM_01	Agate Black	N/C
-------	-------------	-----

Interior Color

96_01	Charcoal Black w/Unique HD Cloth Front Bucket Seats w/Vinyl Rear	N/C
-------	---	-----

Upfit Options

2023-024	Whelen Slick Top Package	\$15,747.00
----------	--------------------------	-------------

Prices and content availability as shown are subject to change and should be treated as estimates only. Actual base vehicle, package and option pricing may vary from this estimate because of special local pricing, availability or pricing adjustments not reflected in the dealer's computer system. See salesperson for the most current information.

Prepared for:

STOCK SLICK TOP

Prepared by: THOMAS SULLIVAN

12/20/2022

Currie Commercial Center | 10125 W. Laraway Frankfort Illinois | 60423

**2022 Police Interceptor Utility AWD Base (K8A)**

Price Level: 260 | Quote ID: slick

As Configured Vehicle (cont'd)

Code	Description	MSRP
	Vehicle Power Center - Includes all wire, loom, heat shrink, butt connectors, fuses, fuse holders, zip ties and all other shop supplies. *Whelen Slicktop Package* Package includes FST DUO (Red/Blue/White), RST DUO (Red/Blue/Amber). CenCom Core with controller. ODB integration cable, 100 Watt Speaker and bracket. Package - Plastic Seat/Rear Partition, Front Partition, Window Bars Pro-Gard - 2020 Ford Interceptor Utility Prisoner Transport Partition, Recessed Center Panel, Lower Extension Panels, Center Sliding Poly Window Pro-Gard Plastic Seat Replacement and Rear Cargo Barrier with 1/4" Polly Window. Includes Outboard Officer Safety Belts. Pro-Gard Steel Window Bars for prisoner compartment for 2020 Interceptor Utility (for use with OEM door panels only) Federal Signal Push Bumper Package - 2 Red/White - 2 Blue/White with 2 Light Front Channel PBX Series Push Bumper 2020 Ford Interceptor Utility Whelen Ion DUO Universal Mount - Red/White Whelen Ion DUO Universal Mount - Blue/White Westin 2 Light Channel For Whelen Ion's Havis 2020 Ford Interceptor Utility Console Package - Includes Ford Interceptor Utility Specific Angled Console, Free Equipment Brackets & Filler Plates, Self Adjusting Cup Holders, OEM Parking Brake Cutout, OEM USB and lighter plug cutout, two (2) additional 12 volt sockets with wire and fuse, rocker switch or dual USB charge module cutout, Large Pad Adjustable Armrest, mounting holes for all Havis Computer Mounting Solutions, 1 Mic Bracket with clip and 1 additional Mic Clip for PA Havis 2020 Ford Interceptor Utility Angled Low profile console - equipment brackets included, cup holders and arm rests not included Havis Side Mounted Swing-Away Flip Up Armrest Havis Self-Adjusting Double Cup Holder Havis Mic Clip Bracket Microphone clip Havis - Heavy duty side mount telescoping pole, 8.5" Havis 11" Slide Out Locking Swing Arm with Motion Adapter computer mount for angled low profile consoles Whelen® ION T Super-LED™ Lighthead Solo -Single Color 1Red - 1Blue - With L-Brackets (Cargo Windows) Whelen® ION T Super-LED™ Lighthead - BLUE Whelen® ION T Super-LED™ Lighthead - RED Whelen Universal "L" Mounting Bracket for One TL1™ Lighthead Whelen® ION T Super-LED™ Lighthead Solo -Single Color 1Red - 1Blue - With L-Brackets (License Plate) Whelen® ION T Super-LED™ Lighthead - RED Whelen® ION T Super-LED™ Lighthead - BLUE Whelen Universal "L" Mounting Bracket for One TL1™ Lighthead STI-CO Flexi-Whip Antennas, Replacement Mast Only 3/4" NMO Brass, Hole mount antenna cable. 17' NMO58UPL Nova/Code 3 Microdash Self Contained Preemption Strobe Sound Off Flashback Plug-In Alternating Taillight Flasher, Solid State - 2.4 f.p.s. for Ford Utility 2013-2021 Westin Defender Electronics Panel for 2020-2021 Police Interceptor Utility Anti-Theft Module - Ignition Override System	
SUBTOTAL		\$55,997.00
Destination Charge		\$1,495.00
TOTAL		\$57,492.00

Prices and content availability as shown are subject to change and should be treated as estimates only. Actual base vehicle, package and option pricing may vary from this estimate because of special local pricing, availability or pricing adjustments not reflected in the dealer's computer system. See salesperson for the most current information.

Prepared for:
STOCK SLICK TOP
Prepared by: THOMAS SULLIVAN
12/20/2022



Currie Commercial Center | 10125 W. Laraway Frankfort Illinois | 60423

2022 Police Interceptor Utility AWD Base (K8A)

Price Level: 260 | Quote ID: slick

Warranty

Standard Warranty

Basic Warranty

Basic warranty 36 months/36,000 miles

Powertrain Warranty

Powertrain warranty 60 months/100,000 miles

Corrosion Perforation

Corrosion perforation warranty 60 months/unlimited

Roadside Assistance Warranty

Roadside warranty 60 months/60,000 miles

Hybrid/Electric Components Warranty

Hybrid/electric components warranty 96 months/100,000 miles

Prepared for:

STOCK SLICK TOP

Prepared by: THOMAS SULLIVAN

12/20/2022



Currie Commercial Center | 10125 W. Laraway Frankfort Illinois | 60423

2022 Police Interceptor Utility AWD Base (K8A)

Price Level: 260 | Quote ID: slick

Pricing Summary - Single Vehicle

MSRP*Vehicle Pricing*

Base Vehicle Price	\$41,110.00
Options	-\$860.00
Colors	\$0.00
Upfitting	\$15,747.00
Fleet Discount	\$0.00
Fuel Charge	\$0.00
Destination Charge	\$1,495.00
Subtotal	\$57,492.00

Discount Adjustments

Discount Adjustments	-\$5,191.00
Total	\$52,301.00

Customer Signature

Acceptance Date



RESOLUTION/ORDINANCE EXECUTIVE SUMMARY

Resolution: No. 23-

Approving the Purchase of One Replacement Vehicle for the Kane County Sheriff's Office

Committee Flow: Judicial/Public Safety Committee, Finance and Budget Committee, Executive Committee, County Board

Contact: Christie Duffy, 630.208.2001

Budget Information:

Was this item budgeted? No	Appropriation Amount: \$52,301.00
If not budgeted, explain funding source: 128.380.395.70070 Automotive Equipment	

Summary:

This resolution approves the Purchase of one (1) replacement vehicle that was totaled while parked on the street. The Kane County Sheriff's Office Fleet Supervisor was able to locate one (1) suitable vehicle through the current government contract.

STATE OF ILLINOIS)
 SS.
COUNTY OF KANE)

RESOLUTION NO. TMP-15

**AUTHORIZING AN ADDENDUM TO THE INTERGOVERNMENTAL
AGREEMENT BETWEEN THE COUNTY OF KENDALL AND THE COUNTY
OF KANE TO PROVIDE JUVENILE DETENTION SERVICES**

WHEREAS, the Constitution of the State of Illinois of 1970, Article VII, Section 10, provides that units of local government may contract or otherwise associate among themselves to obtain or share services and to exercise, combine, or transfer any power or function in any matter not prohibited by law or by ordinance and may use their credit, revenues, and other resources to pay costs related to intergovernmental activities; and

WHEREAS, the Intergovernmental Cooperation Act, 5 ILCS 220/1 et seq., provides that any county may participate in an intergovernmental agreement under this Act notwithstanding the absence of specific authority under the State law to perform the service involved provided that the unit of local government contracting with the county has authority to perform the service; and

WHEREAS, Kendall County desires to maintain its intergovernmental agreement with Kane County wherein Kane County will guarantee housing for Kendall County minors at its Juvenile Justice Center with a per diem charge of \$175 (one hundred and seventy-five dollars) per day per minor; and

WHEREAS, the addendum to the intergovernmental agreement with Kendall County commences upon agreement and signature by both parties, and will continue until the expiration of the current agreement on December 1, 2023. This agreement may be amended with the written consent of all parties hereto and, provided a need continues to exist, may be renewed thirty (30) days prior to the expiration date for a period not to exceed one (1) year for each renewal.

NOW, THEREFORE, BE IT RESOLVED by the Kane County Board that the Chairman thereof is hereby authorized to enter into an agreement with the County of Kendall (a copy of which shall be filed with the Kane County Clerk) for Juvenile Detention Services.

Passed by the Kane County Board on February 14, 2023.

John A. Cunningham
Clerk, County Board
Kane County, Illinois

Corinne M. Pierog MA, MBA
Chairman, County Board
Kane County, Illinois

Vote:



RESOLUTION / ORDINANCE EXECUTIVE SUMMARY ADDENDUM

Title

AUTHORIZING AN ADDENDUM TO THE INTERGOVERNMENTAL AGREEMENT BETWEEN THE COUNTY OF KENDALL AND THE COUNTY OF KANE TO PROVIDE JUVENILE DETENTION SERVICES

Committee Flow:

Judicial Public Safety Committee, Finance and Budget Committee, Executive Committee, County Board

Contact:

Michael J. Davis – 630.406.7468

Budget Information:

Was this item budgeted? N/A	Appropriation Amount: \$ N/A
If not budgeted, explain funding source: N/A	

Summary:

This resolution is for an addendum to the current intergovernmental agreement with Kendall County to provide juvenile detention services for Kendall County minors in need of such services.

Kane County will guarantee housing for Kendall County minors at its Juvenile Justice Center with a per diem charge of One Hundred Seventy-Five Dollars (\$175) per day per minor. The addendum to the current intergovernmental agreement is to commence upon the agreement and signature of both parties and will continue until the current agreement expires on December 1, 2023.

Passed by the Kane County Board on February 14, 2023.

John A. Cunningham
Clerk, County Board
Kane County, Illinois

Corinne M. Pierog MA, MBA
Chairman, County Board
Kane County, Illinois

Vote:



RESOLUTION/ORDINANCE EXECUTIVE SUMMARY

Resolution: No. 23 -

Authorizing an Updated Contract for Food, Laundry, and Commissary Service at the Kane County Adult Justice Center

Committee Flow: Judicial/Public Safety Committee, Finance and Budget Committee, Executive Committee, County Board

Contact: Christie Duffy, 630.208.2001

Budget Information:

Was this item budgeted? Yes	Appropriation Amount: \$1,014,977.40
If not budgeted, explain funding source: N/A	

Summary:

The Sheriff of Kane County, as mandated by Statute 730 ILCS 125/15, must provide each detainee with food, laundry, and commissary service at the Adult Justice Center. The current contract for said services is set to expire on December 31, 2022, and the Kane County Board is authorized to enter into a new contract.

On June 18, 2022, three (3) bids were opened by the Kane County Sheriff's Office for Food, Laundry, and Commissary Service at the Kane County Adult Justice Center, 22-034.

Kane County Sheriff's Office evaluated and compared all bids per specifications and contract requirements and determined that Aramark Corporation of Philadelphia, PA, was the most responsive, responsible bidder to supply and perform the required services.

This resolution authorizes the County Board to execute an updated contract with Aramark Corporation for food, laundry, and commissary service at the Adult Justice Center.

Passed by the Kane County Board on February 14, 2023.

John A. Cunningham
Clerk, County Board
Kane County, Illinois

Corinne M. Pierog MA, MBA
Chairman, County Board
Kane County, Illinois

Vote:



RESOLUTION / ORDINANCE EXECUTIVE SUMMARY ADDENDUM

Title

Approving Contracts for Court-Appointed Counsel

Committee Flow:

Judicial Public Safety Committee, Finance and Budget Committee, Executive Committee, County Board

Contact:

Andrea O'Brien (630) 232-3443

Budget Information:

Was this item budgeted? Yes	Appropriation Amount: \$200,000
If not budgeted, explain funding source: N/A	

Summary:

The law requires that when the court determines that the Public Defender would have a conflict of interest when representing certain indigent defendants, another licensed attorney must be appointed to represent such defendants. The Chief Judge is asking for approval to contract with such attorneys in the sum of \$200,000 for 2023.

Line Item/Description: Various Budgeted Line Items - Contractual

Was Personnel/Item/Service approved in original budget or a subsequent budget revision? Yes

Are funds currently available for this Personnel/Item/Service in the specific line item? Yes

If funds are not currently available in the specified line item, where are the funds available? N/A

Passed by the Kane County Board on February 14, 2023.

John A. Cunningham
Clerk, County Board
Kane County, Illinois

Corinne M. Pierog MA, MBA
Chairman, County Board
Kane County, Illinois

Vote:

**County of Kane
PURCHASING DEPARTMENT
KANE COUNTY GOVERNMENT CENTER**



January 3, 2023

PROCUREMENT SYNOPSIS

Requesting Department:	Building Management Department
Procurement Name:	Bid 23-007 HVAC Mechanicals Maintenance & Repair Services
Recommended Vendors:	Air Comfort, LLC, RJ O'Neil, F.E. Moran, Inc., Source Mechanical, Hartwig Mechanical, Inc.

NOTIFICATION AND RESPONSE

Public Notices: Bidnet Direct and The Daily Herald

Advertising Date:	December 12, 2022	Notices sent/Plan Holders: 23/84
Proposal Due Date:	December 28, 2022	Proposals Received: 6

PURPOSE

This contract will provide various HVAC maintenance types of services and emergency repair to County operated facilities. The following bids were received:

Vendor		Hourly Rates				Material Mark Up
		M-F	OVERTIME	SATURDAY	HOLIDAY	
Air Comfort, LLC Broadview, IL	SM Worker	130.00	195.00	195.00	247.00	15%
	Pipefitter	130.00	195.00	195.00	247.00	
	Electrician	130.00	195.00	195.00	247.00	
	Laborer	130.00	172.50	172.50	218.50	
RJ O'Neil Montgomery, IL	SM Worker	130.00	190.50	190.50	260.00	20%
	Pipefitter	130.00	190.50	190.50	260.00	
	Electrician	140.00	195.50	195.50	270.00	
	Laborer	130.00	170.00	170.00	210.00	
Mechanical Inc. dba Helm Service Freeport, IL	SM Worker	148.00	222.00	222.00	296.00	14.9%
	Pipefitter	148.00	222.00	222.00	296.00	
	Electrician	148.00	222.00	222.00	296.00	
	Laborer	78.00	117.00	117.00	156.00	
F. E. Moran, Inc., Mechanical Services Northbrook, IL	SM Worker	144.00	196.00	196.00	225.00	10%
	Pipefitter	144.00	196.00	196.00	225.00	
	Electrician	144.00	196.00	196.00	225.00	
	Laborer	144.00	196.00	196.00	225.00	
Source Mechanical Dekalb, IL	SM Worker	135.00	185.00	185.00	235.00	10%
	Pipefitter	135.00	185.00	185.00	235.00	
	Electrician	140.00	190.00	190.00	240.00	
	Laborer	135.00	185.00	185.00	235.00	
Hartwig Mechanical Inc. Harvard, IL	SM Worker	135.00	202.50	202.50	270.00	14.8%
	Pipefitter	135.00	202.50	202.50	270.00	
	Electrician	135.00	202.50	202.50	270.00	
	Laborer	85.00	127.50	127.50	170.00	

The Building Management Department recommends awarding the HVAC Mechanicals Maintenance & Repair Services to Air Comfort, LLC, RJ O'Neil, F.E. Moran, Inc., Source Mechanical and Hartwig Mechanical.

Submitted By:
Tony Sperkowski, Buyer II



RESOLUTION/ORDINANCE EXECUTIVE SUMMARY

Resolution No.

Authorization of a Contract for Kane County HVAC Services

Committee Flow: Administration Committee, Finance and Budget Committee, Executive Committee, County Board

Contact: Henry Thompson, 630.762.2174

Budget Information:

Was this item budgeted? Yes	Appropriation Amount: Varies
If not budgeted, explain funding source: N/A	

Summary:

Bids have been solicited for the 2023 Kane County Plumbing Services Bid (BID #23-007) for facilities maintained by Building Management throughout the County of Kane. A total of five (5) bids were received and publicly opened on Thursday, December 28, 2022 at 2:00 pm.

Building Management outsources HVAC maintenance and repair services which cannot be performed in house by County staff; and

The contract covers the maintenance and repairs of HVAC equipment in all Kane County Government buildings. All five vendors have been found to be responsive and responsible bidders for the three year initial service period. Building Management anticipates service and project needs up to \$1 million, (\$1,000,000) per year and will make significant use of all five vendors. The vendors are: 1) 1 Source Mechanical, Inc. of DeKalb, IL; 2) Hartwig Mechanical Inc. of Harvard, IL; 3) Air Comfort LLC of Broadview, IL; 4) R.J. O'Neil, Inc. of Montgomery, IL; and, 5) F. E. Moran Inc Mechanical Services of Northbrook, IL.

STATE OF ILLINOIS)
SS.
COUNTY OF KANE)

RESOLUTION NO. TMP-23-77

**AUTHORIZING WIRELESS AND DATA SERVICES CONTRACT WITH
CELLCO PARTNERSHIP DBA VERIZON WIRELESS**

WHEREAS, the Kane County Information Technologies Department provides wireless cellular services and equipment to the County Offices and Departments; and

WHEREAS, Article 4.11 of Kane County's Purchasing Ordinance permits the procurement of materials, services, supplies, equipment, construction and construction-related services through other governmental agencies, provided certain conditions are satisfied; and

WHEREAS, such procurements must be made pursuant to a Cooperative Joint Purchasing Agreement between the government agency that conducted the procurement and the Kane County Board; and

WHEREAS, the State of Illinois (the "State"), renewed their contract CMS793372P with Cellco Partnership d/b/a Verizon Wireless for the purchase of "Wireless Cellular Services and Equipment" in October of 2022, on behalf of itself and other governmental units, including state and local governmental entities; and

WHEREAS, the State's procurement process conformed to the requirements of Kane County's Purchasing Ordinance outlined in Article 4.2; and

WHEREAS, the State awarded a contract to Cellco Partnership d/b/a Verizon Wireless that runs through October 2, 2025; and

WHEREAS, said contract establishes discounted pricing for a wide array of services offered by Cellco Partnership d/b/a Verizon Wireless; and

WHEREAS, other units of government may participate in the State's contract which effectively permits them to purchase Cellco Partnership d/b/a Verizon Wireless products and services at the State's contract prices; and

WHEREAS, the Kane County Information Technologies Department will use the State of Illinois Contract CMS793372P with the dates of October 3rd 2022 through October 2nd 2025 for Kane County's wireless cellular services and equipment needs; and

WHEREAS, the terms of the agreement calls for the use of funds beyond the present budget year and County of Kane acknowledges the necessity of the appropriation of such funds; and

WHEREAS, the Information Technologies Department is in need of these Wireless

Cellular Services and Equipment for use in most county offices and departments based on the contract pricing available under such a cooperative purchasing agreement.

NOW, THEREFORE, BE IT RESOLVED that the Kane County Board authorizes the Information Technologies Department to purchase Wireless Cellular Services and Equipment from Cellco Partnership d/b/a Verizon Wireless under said agreement in an amount not to exceed \$420,000.00 (four hundred twenty thousand and no/100 dollars) per fiscal year.

Line Item / Description: 001.800.801.64010 Cellular Phone

Was Personnel/Item/Service approved in original budget or a subsequent budget revision? Yes

Are funds currently available for this Personnel/Item/Service in the specific line item? Yes

If funds are not currently available in the specified line item, where are the funds available? N/A

Passed by the Kane County Board on February 14, 2023.

John A. Cunningham
Clerk, County Board
Kane County, Illinois

Corinne M. Pierog MA, MBA
Chairman, County Board
Kane County, Illinois

Vote:

RESOLUTION/ORDINANCE EXECUTIVE SUMMARY



Resolution: No.

Authorizing Wireless and Data Services Contract with Cellco Partnership
DBA Verizon Wireless

Committee Flow: Administration Committee, Finance and Budget Committee,
Executive Committee, County Board

Contact: Roger Fahnestock, 630.232.3571

Budget Information:

Was this item budgeted? Yes	Appropriation Amount: \$420,000
If not budgeted, explain funding source:	

Summary:

The Information Technologies Department purchases a wide variety of Wireless Cellular Services and Equipment from Verizon Wireless for multiple elected offices and departments. The State of Illinois has renewed its agreement through October 2, 2025 with Verizon Wireless which allows other units of government to participate in the State's contract which effectively permits them to purchase Verizon Wireless products and services at the State's contract prices.

Authorization is needed to allow the Information Technologies Department to continue purchasing Wireless Cellular Services and Equipment from Verizon Wireless utilizing the renewed Illinois State Contract CMS793372P.

SS.

COUNTY OF KANE)

RESOLUTION NO. TMP-23

AUTHORIZING A CONTRACT FOR MILL CREEK SSA SNOW PLOWING

WHEREAS, the fiscal agent for the Mill Creek SSA, Kane County has solicited and received bids (Bid # 22-048) for the snow plowing and salting services for the Mill Creek SSA; and

WHEREAS, the lowest responsive, responsible bidder, as per bid documents and specifications was Shamrock Landscape & Restoration, 902 S. Randall Rd., Suite #c-234 St. Charles, IL 60174; and

WHEREAS, this is a three (3) year “Zero Tolerance Accumulation” contract, in the monthly for five months seasonally amount of \$49,765 with additional services not to exceed \$80,000 per fiscal year, with two (2) optional mutually agreed upon one (1) year extensions as outlined in the bid specifications; and

WHEREAS, funds have been budgeted will be paid from the Mill Creek (SSA) Repairs and Maintenance - Roads fund (520.690.730.52020); and

WHEREAS, the Contract calls for the use of funds beyond the present budget year and the County of Kane acknowledges the necessity of the appropriation of such funds.

NOW, THEREFORE, BE IT RESOLVED that the Kane County Board that the Chairman is hereby authorized to execute a three (3) year contract with Shamrock Landscape & Restoration of St. Charles, IL for snow removal and salting services for five months seasonally for the Mill Creek Special Services Area, in the amount of not to exceed Eighty Thousand (\$80,000) per fiscal year.

Line Item: 520.690.730.52020

Line Item Description: Repairs Maint/Roads

Was Personnel/Item/Service approved in original budget or a subsequent budget revision? Yes

Are funds currently available for this Personnel/Item/Service in the specific line item? Yes

If funds are not currently available in the specified line item, where are the funds available? N/A

Passed by the Kane County Board on February 14, 2023.

John A. Cunningham
Clerk, County Board
Kane County, Illinois

Corinne M. Pierog MA, MBA
Chairman, County Board
Kane County, Illinois

Vote:



RESOLUTION/ORDINANCE EXECUTIVE SUMMARY

Resolution No.

Authorizing a Contract for Mill Creek SSA Snow Plowing

Committee Flow: Administration Committee, Finance and Budget Committee, Executive Committee, County Board

Contact: Roger Fahnestock, 630.232.3571

Budget Information:

Was this item budgeted? Yes	Appropriation Amount: \$80,000
If not budgeted, explain funding source:	

Summary:

As the fiscal agent for the Mill Creek SSA, Kane County has solicited and received bids for the snow plowing and salting services for the Mill Creek SSA. Shamrock Landscape & Restoration is the lowest responsive, responsible bidder.

This is a three (3) year, "Zero Tolerance Accumulation" contract. Total monthly for five months seasonally expenditures are \$49,765, with additional services not to exceed \$80,000 total per fiscal year.

Funds have been budgeted for in each applicable Fiscal Year FY2022 and will be paid from the Mill Creek SSA Repairs and Maintenance - Roads fund (520.690.730.52020).



RESOLUTION / ORDINANCE EXECUTIVE SUMMARY ADDENDUM

Title

Authorizing the Child Protection Data Courts Grant

Committee Flow:

Judicial Public Safety Committee, Finance and Budget Committee, Executive Committee, County Board

Contact:

Jason W. Mathis- (630) 208-5145

Budget Information:

Was this item budgeted? Yes	Appropriation Amount: \$4,150
If not budgeted, explain funding source: N/A	

Summary:

The Sixteenth Judicial Circuit has been awarded for another year the Child Protection Data Courts Grant in the amount of \$4,150.00. The grant project was created as part of the Omnibus Budget Reconciliation Act of 1993, which provides a portion of federal funds to state court systems to conduct assessments of their foster care and adoption laws and judicial processes and to develop and implement a system of improvements.