



# KANE COUNTY

BERMAN Lenert, Ford, Martin, Sanchez, Surges, Tepe & ex-officios Pierog  
(County Chair) and Shepro (County Vice Chair)

## FINANCE AND BUDGET COMMITTEE

WEDNESDAY, MARCH 31, 2021

---

County Board Room

Agenda

9:00 AM

Kane County Government Center, 719 S. Batavia Ave., Bldg. A, Geneva, IL 60134

---

1. **Call to Order**
2. **Minutes Approval: February 24, 2021**
3. **Public Comment**
4. **Treasurer's Report (M. Herrera)**
  - A. Monthly Report (attached)
5. **Finance Director's Report (J. Onzick)**
  - A. Monthly Report (attached)
  - B. FY22 Budget
    1. Discussion of FY2022 Budget Process
    2. Approval of Request for 5-Year General Fund Revenue Estimates to be Submitted by Departments and Offices
    3. Approval of Preliminary FY2022 Budget Calendar
6. **Discussion: Federal Relief Money**
7. **Auditor's Report (P. Wegman)**
  - A. Monthly Report (attached)
8. **New Business**
  - A. **Resolution:** Authorizing Revision of FY20 Year End Allocation & Budget Adjustment
  - B. **Resolution:** Authorizing Creation of Mass Vaccination Fund (Fund 354), Initial Funding, and Provision for Line of Credit
  - C. **Resolution:** Adopting an FY2021 Budget for the Emergency Rental Assistance Program
  - D. **Resolution:** Authorizing FY21 Budget Adjustment to Move and Reallocate Budget for Sheriff's Office Capital Equipment
  - E. **Resolution:** Approving the Transfer of FY21 Salary Budget From the Sheriff's Office to the State Attorney's Office to Fund the Position of Pre-Arrest Division Manager
  - F. **Resolution:** Authorizing Creation and Filling of New Accountant/Budget Analyst Position and Related FY21 Budget Adjustment
  - G. **Resolution:** Amending the 2021 Fiscal Year Budget Rollover of Fiber Funds
  - H. **Resolution:** Amending the 2021 Fiscal Year Budget Rollover of Computer Capital Project Funds

- I. **Resolution:** Amending the 2021 Fiscal Year Budget Rollover of Software Capital Project Funds
  - J. **Resolution:** Authorizing Establishment of State's Attorney's Office Mental Health Unit Positions
  - K. **Resolution:** Authorizing Establishment of State's Attorney's Office Abuse and Neglect and Domestic Violence Unit Positions
  - L. **Resolution:** Authorizing Fiscal Year 2021 Budget Adjustments For The State's Attorney's Office's Child Advocacy Center and Domestic Violence Unit
  - M. **Resolution:** Authorizing an Emergency Purchase Affidavit for Judicial Center Boiler Replacement Units Order
  - N. **Resolution:** Authorizing Creation of Toll Bridge Sales Tax Reserve Fund (Fund 306), Toll Bridge Operating Fund (Fund 307) and Toll Bridge Renewal Fund (Fund 308)
  - O. **Resolution:** Authorizing Creation of American Rescue Plan Fund (Fund 355) and Acceptance of Grant and Initial Budget
  - P. **Resolution:** Approving the Creation of Funds 7700 through 7715 for KDOT Township Accounting
  - Q. **Resolution:** Approving the Finance Director as an "Authorized Person" to Act in Accordance with the Requirements of the County's Fifth Third Bank Commercial Card Program
  - R. **Resolution:** Authorizing Graduated Scale of Required Insurance Coverage
  - S. **Resolution:** Authorizing an Agreement for Architect, Engineer and Construction Manager at Risk Services Contract(s)
  - T. **Resolution:** Approving the Purchase of 10 Replacement Vehicles for the Sheriff's Office
  - U. **Resolution:** Authorizing a Contract for Street Sweeping Services for the Mill Creek SSA
  - V. **Resolution:** Authorizing an Interim Contract Extension for Kane County HVAC Services
  - W. **Resolution:** Approving the Third Round of COVID-19 Relief Mini-Grants to 7 Kane County Food Growers
  - X. **Resolution:** Approving of Personnel Hiring and Replacement, Kane County Division of Transportation - Highway Maintainer
  - Y. **Resolution:** Authorizing Personnel Replacement Hiring, Kane County Health Department - Community Health Specialist II: Environmental Health Practitioner
  - Z. **Resolution:** Approving February 2021 Claims Paid
9. **Old Business**
  10. **Reports Placed On File**
  11. **Executive Session (If Needed)**
  12. **Adjournment**

**COUNTY OF KANE  
OFFICE OF THE TREASURER  
Geneva, Illinois 60134  
Phone: (630) 232-3565  
Fax: (630) 208-7549**

**To: Finance Committee**  
**From: Maria E Herrera**  
**Date: March 31, 2021**  
**Subject: Update on Investments**

---

Attached is a copy of the February Weighted Average Investment Yield Report. This chart includes the rate earned by the 90 Day T-Bill, and State Treasurer on the IPTIP Account. You will notice the yield on all county investments for February was .52%.

Attached is the Summary of the Kane County Portfolio for the Month of February.

Sincerely,



Maria E Herrera  
Interim Treasurer of Kane County

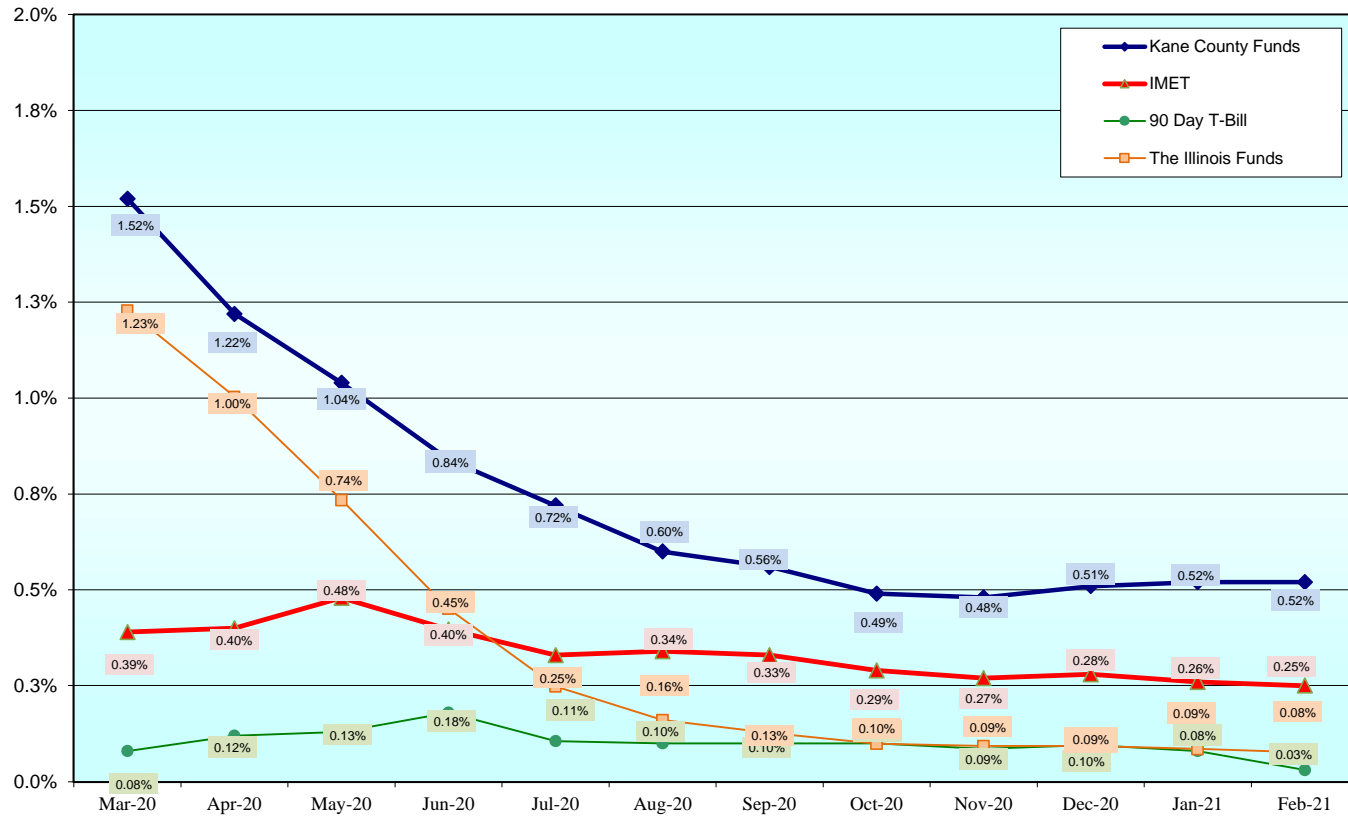
**KANE COUNTY TREASURER - PORTFOLIO SUMMARY**

2/28/2021

<b>ACCOUNT ASSETS</b>	<b>PURCH VALUE</b>	<b>CURRENT MARKET</b>	<b>INTEREST Rec'd in Current Month</b>
FDIC Savings/Checking Accounts	93,456,032	93,456,032	5,976
Investments	129,098,000	135,024,450	292,126
The Illinois Funds	41,019,125	41,019,125	2,450
PFM Illinois Trust	4,586,615	4,586,615	186
CDARS Program - The Private Bank	5,000,000	5,000,000	
<b>GRAND TOTAL</b>	<b>273,159,772</b>	<b>279,086,222</b>	<b>300,738</b>

## Kane County Weighted Average Investment Yield

(Includes all Investment Funds)  
Kane County Treasurer



To: Finance Committee  
From: Joe Onzick, Executive Finance Director  
Date: March 31, 2021  
Re: Monthly Report

---

#### Preauthorized Adjustment to General Fund Property Tax Levy

As you may recall, Resolution #20-392 authorizing the General Fund Property Tax Levy included a \$700,000 increase to capture the estimated increase in Property Tax Levy attributable to new property. (We used an estimate at the time, since the actual new property information was not available.) We now know that new property accounts for a 0.94% increase in the Rate Setting EAV, which means that the increase in the aggregate property tax levy attributable to new property should be \$525,078 compared to the \$700,000 that was estimated. Therefore, according to Resolution #20-392, we must reduce the General Fund Property Tax Levy by that difference, which is a reduction of **\$174,922**. As a result, the General Fund Property Tax Levy will change from \$32,275,532 to \$32,100,610. Thus, the strategy of authorizing a Property Tax Levy increase large enough to capture the full amount of increase attributable to new property was successful, while at the same time by budgeting conservatively, we will collect **\$35,078** more than we had budgeted.

#### Finance and Budget Reports for FY21

Total County Budget, Finance Committee P-Card & Accounts Payable reports are included in the agenda packet for February 2021. Most of the large variances at the beginning of the year are normal, and generally attributable to the timing of when certain revenues and expenditures are posted/incurred.

#### General Explanation for Normal Revenue Variances

The significantly higher than expected **revenue variances** seen in some departments are the result of internal transfers that occur at the start of the year. Examples of such transfers include \$2,110,270 of Grand Victoria Elgin Casino internal grants, a \$1,000,000 budgeted transfer from the General Fund for capital projects, \$835,607 of subscription fees from County Departments for KaneComm, \$767,608 of annual or quarterly support service fees collected by IT from County Departments, a \$500,000 subsidy for Court Security from the Public Safety Sales Tax Fund, a budgeted \$2,530,000 draw down from the Property Tax Freeze Protection Fund, a \$7,997,378 draw down of the savings generated by payroll reimbursements from the CARES Act (\$5,660,000 to replace lost revenue due to the pandemic, and \$2,337,378 to close the remaining budget gap) and various transfers of pledged revenue for debt service. Several special revenue funds are showing zero revenues due to off-balance-sheet bank account transactions not posted until year end.

#### General Explanation for Normal Expenditure Variances

The significantly higher than expected **expenditure variances** seen in some departments are the result of 1) encumbrances for expenses that will occur later in the year or in future years (as in Transportation), 2) transfers out for the purposes mentioned above, 3) timing of some payments that are made at the beginning of the year (debt service principal payments, insurance premiums, maintenance contracts, etc...), and 4) timing of purchases related to large capital projects. Several special revenue funds are showing zero expenses due to off-balance-sheet bank account transactions not posted until year end.

## Comments on Specific Expense Budget Variances for Fiscal Year 2021

Vital Records Automation – Capital Expenditures are \$7,227 over the annual budget. However, there is sufficient cash on hand to cover the overage.

Victim Coordinator Services – Services are trending 4.5% over YTD budget. We will continue to monitor.

Kane Comm – Commodities are \$74,131 over the annual budget, most of which is an equipment upgrade related to COVID-19 for which Kane Comm will likely be reimbursed.

Coroner – Commodities are \$190,576 over the annual budget as a result of the purchase of a vehicle that was charged to the COVID-19 expense account in the Coroner's Office. A budget adjustment to cover the expense was already approved, but the expense not yet been moved to match the budget adjustment.

Coroner Administration – Services are trending about 5% over budget YTD. However there is sufficient cash on hand to cover the overage.

County Health Department – Services are trending about 91% over the annual budget. However, the additional expenses are expected to be reimbursed by grant revenue.

County Wide Expenses – Contractual Services are 22.9% over YTD budget due to timing of software maintenance agreement renewals.

### Fiscal Year End Update

Most all of our year-end review and reconciliations are completed. However, the auditors continue to review transactions and account balances, and will continue to do so through April. Until then, there remains a chance that further adjustments may be necessary.

### External Auditor's Update

Final fieldwork is still underway. We look forward to our audited financial statements and Comprehensive Annual Financial Report being completed near the end of May.

### Finance and Budget Reports for FY20

An updated draft budget report for FY20 (November 2020) reflecting all of the adjustments made to date has also been included in the agenda packet. Please note that as a result of completing the year-end review and reconciliations, additional expenses related to Building Management were identified and posted to the General Fund since last reported. There was also less investment revenue allocated to the General Fund than had been anticipated. The net result of the increased expense and reduced revenue is a need to reduce the year-end allocation to the Property Tax Freeze Protection Fund by **\$215,000**. A budget adjustment has been submitted to reflect these changes and is included in the agenda packet.

The following report summarizes the General Fund revenues and expenditures for Fiscal Year 2020 by office and department, and compares actual to the amended budget. The payroll reimbursement from the CARES Act is excluded and reported separately, so as not to skew the results. The final allocation of excess revenue over expenditures is presented as well.

Note the **\$2,894** remaining excess revenue over expenditures that was not allocated will be absorbed by the General Fund balance.

<b>General Fund Revenue</b>	<b>Amended Budget</b>	<b>Actual</b>	<b>Variance</b>
General Government Revenue	66,502,591	65,476,253	(1,026,338)
County Board	146,950	139,268	(7,682)
Information Technologies	1,113,669	1,018,313	(95,356)
Building Management	51,847	44,983	(6,864)
Treasurer/Collector	1,586,697	1,264,117	(322,580)
Supervisor of Assessments	88,967	88,218	(749)
County Clerk	1,418,856	1,249,986	(168,870)
Recorder	2,765,085	3,429,272	664,187
Judiciary and Courts	227,450	312,267	84,817
Circuit Clerk	6,110,500	4,507,471	(1,603,029)
State's Attorney	1,138,703	1,319,990	181,287
Public Defender	131,000	132,836	1,836
Sheriff	3,656,862	2,220,046	(1,436,816)
Court Services	6,424,874	6,921,401	496,527
Environmental Management	84,500	68,406	(16,094)
Development	1,842,950	1,594,333	(248,617)
<b>Total General Fund Revenue</b>	<b>93,291,501</b>	<b>89,787,160</b>	<b>(3,504,341)</b>
<b>General Fund Expense (Excluding Payroll Reimbursement)</b>			
County Board	1,330,823	1,261,629	69,194
Finance	1,076,883	1,029,705	47,178
Information Technologies	4,190,803	3,662,012	528,791
Building Management	4,693,364	4,690,902	2,462
Human Resource Management	298,687	248,848	49,839
County Auditor	296,321	276,676	19,645
Treasurer/Collector	795,507	708,336	87,171
Supervisor of Assessments	1,232,683	1,099,877	132,806
County Clerk	3,852,683	3,886,692	(34,009)
Recorder	809,639	686,841	122,798
Regional Office of Education	315,952	315,952	-
Judiciary and Courts	3,203,441	2,884,548	318,893
Circuit Clerk	3,901,369	3,446,512	454,857
State's Attorney	5,722,741	5,527,272	195,469
Public Defender	4,179,151	3,935,007	244,144
Sheriff	33,365,478	32,497,970	867,508
Merit Commission	98,578	74,034	24,544
Court Services	13,142,892	12,468,129	674,763
Coroner	1,389,118	1,389,117	1
Environmental Management	512,469	511,761	708
Development	1,122,436	1,118,356	4,080
Other- Countywide Expenses	7,352,006	6,762,888	589,118
Contingency	408,477	-	408,477
<b>Total General Fund Expense (Excluding Payroll Reimbursement)</b>	<b>93,291,501</b>	<b>88,483,064</b>	<b>4,808,437</b>

<b>Summary of General Fund Revenue and Expenses</b>	<b>Amended Budget</b>	<b>Actual</b>	<b>Variance</b>
Total Revenue	93,291,501	89,787,160	(3,504,341)
Total Expense Excluding Payroll Reimbursement	93,291,501	88,483,064	4,808,437
CARES Act Payroll Reimbursement		(18,403,660)	18,403,660
<b>Excess Revenue Over Expenditures</b>	<b>-</b>	<b>19,707,756</b>	<b>19,707,756</b>
<b>Allocation of Excess Revenue Over Expenditures</b>			
Sheriff's Savings Reserved for Body Camera Lease			(592,888)
Rollover of Sheriff's Vehicle Budget			(42,623)
Sheriff's Savings Reserved for Vehicle Purchases			(585,926)
Sheriff's Savings Reserved for Early Retirement Payouts			(238,959)
Balance of CARES Act Payroll Reimbursement Reserved for Future Use			(14,409,466)
Court Services Savings Reserved for Juvenile Detention Center Buildout			(125,000)
Rollover of Treasurer's Savings for Tax Sale Expense			(25,000)
Transfer to Capital Fund			(1,500,000)
Transfer to Property Tax Freeze Protection Fund			(2,185,000)
<b>Remaining Excess Revenue Over Expenditures to be Added To Fund Balance</b>			<b>2,894</b>

Special Reserve Fund Component Balances

At this point, the Special Reserve Fund contains several components that need to be tracked separately. The following table presents each component that has been added to the Special Reserve Fund, any draws that have been made from each component, and the components remaining balance.

**Components of Special Reserve Fund (Excluding Accumulated Interest)**

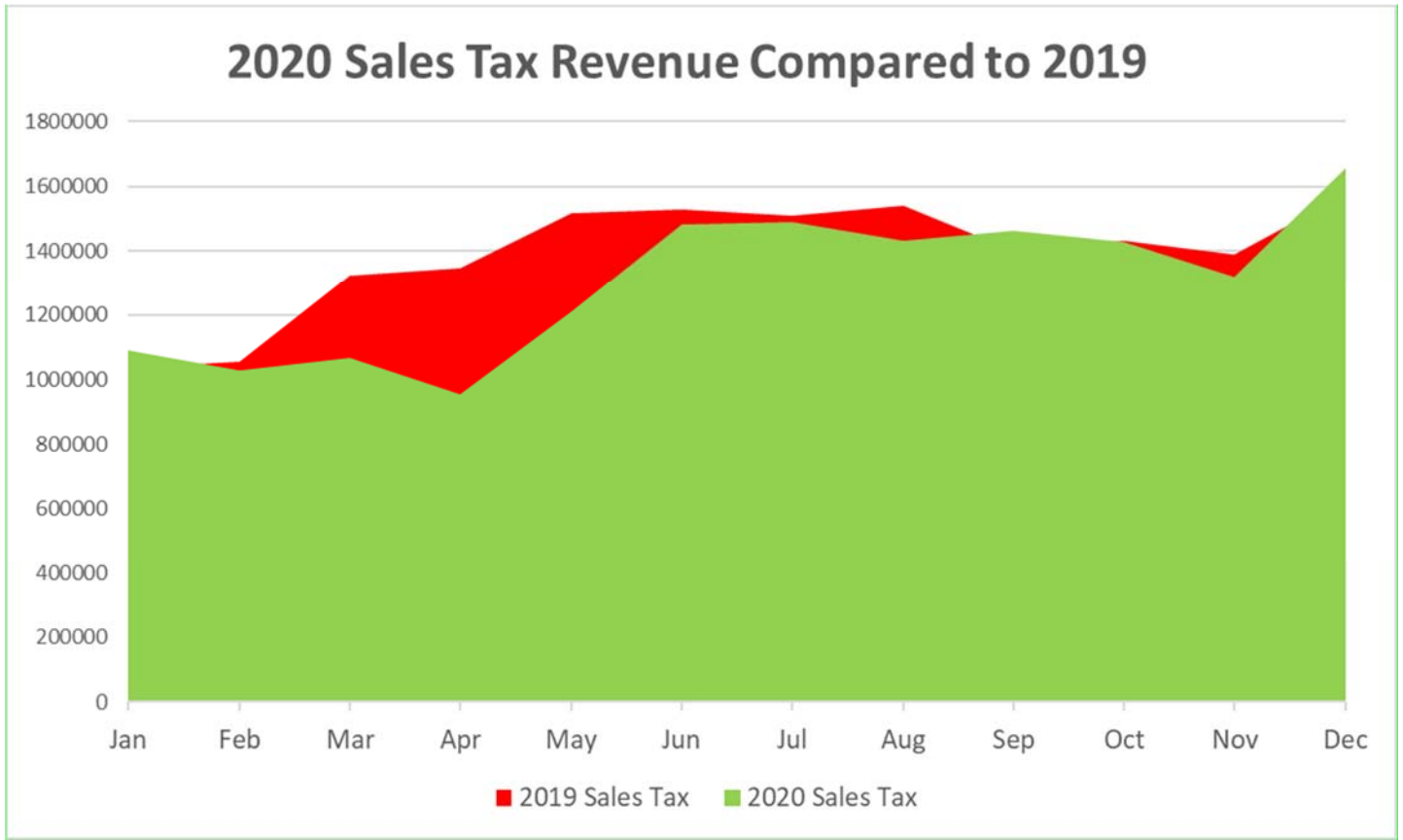
	COVID-19 Savings	JJC Buildout	Sheriff's Early Retirement Payout	Treasurer Tax Sale Legal Printing	Reserve for Biennial Election	Total Special Reserve
Remaining COVID-19 FY20 Payroll Reimbursement Savings	18,625,674					18,625,674
Res. #21-145 Reserve for JJC Building Improvement		125,000				125,000
Res. #21 145 Reserve for FY21 Sheriff Early Retirement Payout			238,959			238,959
Res. #21 145 Reserve for FY21 Treasurer's Tax Sale Printing				25,000		25,000
<b>Total Transferred to Special Reserve at 11/30/2020</b>	<b>18,625,674</b>	<b>125,000</b>	<b>238,959</b>	<b>25,000</b>	<b>-</b>	<b>19,014,633</b>
Draw Down of Savings from FY20 CARES Act Payroll Reimbursement to Offset FY21 COVID Related Revenue Reductions	(5,660,000)					(5,660,000)
Additional Draw Down of Savings from FY20 CARES Act Payroll Reimbursement to Close Remaining General Fund Budget Gap	(2,337,378)					(2,337,378)
Res. #21 147 Reserve for FY21 Sheriff Early Retirement Payout			(238,959)			(238,959)
Res. #21 147 Reserve for FY21 Treasurer's Tax Sale Printing				(25,000)		(25,000)
Reserve for FY22 Biennial Election					320,000	320,000
<b>Available Balance at beginning of FY21 after Budgeted Draw Downs and Additions</b>	<b>10,628,296</b>	<b>125,000</b>	<b>-</b>	<b>-</b>	<b>320,000</b>	<b>11,073,296</b>
Res. #20-451 Health Department Generator	(108,000)					(108,000)
Res. #20-457 Temporary Liquor License Revenue Reduction	(42,500)					(42,500)
Res. #21-34 CAAC Approved Vehicle	(219,616)					(219,616)
Res. #21-36 Sheriff's Deputy at Building A - Wages	(93,600)					(93,600)
Res. #21-36 Sheriff's Deputy at Building A - IMRF	(8,237)					(8,237)
Res. #21-36 Sheriff's Deputy at Building A - FICA	(7,160)					(7,160)
Res. #21-61 COVID-19 Vaccination Consulting	(95,000)					(95,000)
Res. #21-149 COVID-19 Health Dept Contract Tracing	(864,075)					(864,075)
Res. #21-143 COVID-19 Mass Vaccination Site Rental	(170,000)					(170,000)
<b>Available Balance as of 3-25-21</b>	<b>9,020,108</b>	<b>125,000</b>	<b>-</b>	<b>-</b>	<b>320,000</b>	<b>9,465,108</b>

Shared and Direct State Tax Revenue Update for General Fund

The following table compares the current YTD shared and direct state tax revenues collected through March to the previous year's YTD revenue collections and to the YTD budgets. We are running ahead of budget and prior year for all tax collections. Overall, we are **\$1,334,281 ahead** of budget, and **\$501,191 ahead** of YTD last year.

Shared and Direct State Taxes Collection					
YTD March 2021					
	Prior Year	Change from Prior Year	Current Year	Variance from Budget	Budget
Sales Tax	\$ 2,968,005	\$ 10,083	\$ 2,978,088	\$ 512,421	\$ 2,465,667
Local Use Tax	\$ 430,004	\$ 182,031	\$ 612,036	\$ 218,703	\$ 393,333
RTA Sales Tax	\$ 329,090	\$ 9,692	\$ 338,782	\$ 66,449	\$ 272,333
State Income Tax	\$ 1,540,870	\$ 237,676	\$ 1,778,546	\$ 381,046	\$ 1,397,500
Personal Property Replacement Tax	\$ 318,178	\$ 61,708	\$ 379,886	\$ 155,662	\$ 224,224
<b>Total</b>	<b>\$ 5,586,147</b>	<b>\$ 501,191</b>	<b>\$ 6,087,338</b>	<b>\$ 1,334,281</b>	<b>\$ 4,753,057</b>

The following chart compares monthly sales tax collection for 2020 to that of 2019. The months are the months in which the sales occurred (on which the sales tax revenue is based). The red shaded areas indicate where 2020 sales tax revenue fell short of what was collected in 2019. As you can see, monthly sales tax collections started lagging behind 2019 for February sales and continued lagging behind through August sales. It appears that monthly sales tax collections recovered briefly for September sales, and then started lagging behind again in October and November, but recovered again in December. As mentioned above, YTD we are ahead of prior year by 0.3%, and 20.8% ahead of budget.



Sales Tax Revenue Comparison by Month in Which Sales Occurred - Years 2019 & 2020

Year	Jan	Feb	Mar	Apr	May	Jun	Jul	Aug	Sep	Oct	Nov	Dec
2019	1,035,849	1,054,157	1,324,623	1,346,784	1,519,468	1,529,905	1,508,868	1,541,882	1,400,957	1,431,298	1,390,496	1,577,509
2020	1,089,360	1,026,621	1,064,716	953,099	1,211,800	1,482,712	1,490,272	1,430,709	1,461,709	1,426,519	1,318,807	1,659,281
Difference	53,511	(27,535)	(259,907)	(393,685)	(307,668)	(47,193)	(18,596)	(111,173)	60,751	(4,779)	(71,689)	81,773

County Cannabis Tax Update

Thanks to the efforts of Madam Chair, legislation (Illinois House Bill 2415) drafted by Rep. Anna Moeller, along with the IL Dept. of revenue passed both houses on 3/25/2021, and will allow Kane County to begin collecting sales tax on cannabis sales in municipalities in May 2021. In conjunction with this state bill, two ordinances were approved by the County Board in March that will increase the sales tax rate on cannabis sales in the municipalities to the maximum of 3.00% and on cannabis sales in the unincorporated areas of the County to the maximum of 3.75%. These ordinances were filed with the Illinois Department of Revenue by our County Clerk’s Office and we have received proof of receipt from the Illinois Department of Revenue. The tax increases should take effect July 1, 2021.

### Health Insurance Fund Monitoring

As of 3/25/21, the “Revenue and Expenses” report for the Health Insurance Fund for Fiscal Year 2021 indicates that **\$1,961,969** more has been collected in refunds and contributions from the County, employees, retirees and COBRA participants than has been expensed. The cash balance for the Health Insurance Fund is **\$7,970,412**. This decrease of \$1 million from the previous month is primarily the result of differences in timing between when contributions from employees and the County are received compared to when invoices for expenses are received. We continue to recommend that we allow the cash reserve to build up until it reaches a balance of \$9,000,000, so as to insure there is sufficient cash on hand to cover an average of 3 months’ worth of expenses (\$4,000,000) plus the difference between the expected cost (budgeted cost) and the maximum cost for which we would be liable in the worst case scenario (\$5,000,000).

It should be remembered that the General Fund has contributed over \$6 million since 2014 to make up for the shortfalls in the Health Insurance Fund. Therefore, at whatever point the cash balance was to exceed the target balance, consideration should be given to reimbursing the General Fund for its contributions.

### General Fund Projected Contingency Balance

**\$358,477** of the General Fund Contingency for FY20 remains at year-end.

**\$ 50,000** of the General Fund Contingency for FY20 remains reserved for Adult Prisoner Room & Board.

**\$907,500** of the General Fund Contingency for FY21 will remain available for general need.

**\$ 50,000** of the General Fund Contingency for FY21 remains reserved for Adult Prisoner Room & Board.

### Capital Funds Status

As of 3/24/2021, the following portions of the FY21 Capital Budget have been expended:

- Building Management: 5% expended, leaving \$2,424,887 remaining
- Information Technology: 73% expended, \$786,690 was COVID related
- Multi-Use Facility (MUF): 35% expended, leaving \$3,269,792 remaining.

### State Quarterly Receivable Report

State receivables totaling \$4.8 million are only an average of about 4 months old, which is better than normal. Significant balances include a total of \$2.3 million in reimbursements outstanding from the Illinois Department of Transportation and a total of \$1.8 million in Probation Salary reimbursements outstanding from the State of Illinois.

### GASB 84 Implementation

In January 2017, the Governmental Accounting Standards Board (GASB) issued new guidance (Statement No. 84, Fiduciary Activities) to address how governments report fiduciary activities. This new guidance goes into effect for this current Fiscal Year 2021, and will require us to replace our Agency Funds with Custodial Funds. This conversion is already beginning with the establishment of sixteen new funds to be utilized by KDOT for their Township Accounting.

### CARES Act Update

- A total of \$86,469,351 of payroll and non-payroll COVID-19 related expenses for Fiscal Year 2020 has been reviewed and approved for reimbursement.
- A total of \$2,286,691 of payroll and non-payroll COVID-19 related expenses for Fiscal Year 2021 has been reviewed and approved for reimbursement.
- There is approximately \$3,500,871 of COVID-19 related non-payroll expense incurred in FY21 that has not yet been reviewed and approved for reimbursement.

See Summary below:

<b>Status of CARES Act Grant as of 3-25-2021</b>	
Total CARES Act Expense FY20	86,469,350.57
Total CARES Act Expense FY21 YTD	2,286,691.16
Total Potential CARES Act Expense FY21 YTD	3,500,870.53
<b>Total CARES Act Expense (Actual and Potential)</b>	<b>92,256,912.26</b>
Total CARES Act Grant	92,900,218.00
<b>Total Remaining of CARES Act Grant</b>	<b>643,305.74</b>

Emergency Rental Assistance Grant

As stated last month, the County received its allocation of **\$15,781,544.80** on 1/21/2021. On 3/9/2021 The County Board approved an IGA with the Illinois Housing Development Authority to administer the program. The Office of Community Reinvestment (OCR) is overseeing this program and is in the process of working out the details and preparing a budget.

New Mass Vaccination Fund

In response to the urgent need to provide mass COVID-19 vaccination, a team of elected officials and department heads led by Madam Chair and the Kane County Health Department worked swiftly to secure, set up, open and operate a vaccination site located at the former Sam’s Club in Batavia, now known as the “Kane Vax Hub”. This mass vaccination program will be funded by a variety of sources, including grants from the Illinois Department of Public Health and FEMA, as well as by the American Rescue Plan Fund. A temporary loan from a reserve of the savings generated from the CARES Act payroll reimbursements in Fiscal Year 2020 will provide initial funding for the program, and an internal, inter-fund line of credit is also being established with the General fund so as to insure expenses can be paid while waiting for reimbursement. Due to the complex nature of the funding and the many departments involved in the operation of the mass vaccination site, its own special revenue fund is being established into which the various funding streams will be deposited, and to which each of the departments and offices involved will charge their related expenses. The Health Department will administer the IDPH grant, the Sheriff’s Office of Emergency Management will administer the FEMA grant, and the Finance Department will coordinate reimbursement from the American Rescue Plan and the CARES Act payroll reimbursement savings reserve.

New American Rescue Plan Fund

The American Rescue Plan Act has appropriated funding for the Coronavirus Local Fiscal Recovery Fund from which Kane County is expected to receive a direct allocation of **\$103,256,283** in two tranches: the first tranche of \$51,628,141.50 is expected to be received in April of 2021 and the second tranche of **\$51,628,141.50** is expected to be received no sooner than one year after the first tranche is received. This allocation from the Coronavirus Local Fiscal Recovery Fund is to be used to mitigate the fiscal effects stemming from the public health emergency with respect to the Coronavirus Disease (COVID–19) which fall within the guidelines provided by the U.S. Department of the Treasury. The funds are available for use through December 31, 2024, and the County must send the Treasury periodic reports with a detailed accounting of the uses of the funds

Although we are awaiting official guidance from the US Treasury Department, we already know from what is explicitly stated in the Act that funds are allowed to be used for the following:

- To respond to the pandemic or its negative economic impacts, including assistance to households, small businesses, and nonprofits, or aid to impacted industries such as tourism, travel, and hospitality;

- For premium pay to eligible workers performing essential work (as determined by each recipient government) during the pandemic, providing up to \$13 per hour above regular wages, with a cap of \$25,000 for any single eligible worker;
- For the provision of government services to the extent of the reduction in revenue due to the pandemic (relative to revenues collected in the most recent full fiscal year prior to the emergency);
- To make necessary investments in water, sewer, or broadband infrastructure;
- To transfer allocation to a private nonprofit organization, Tribal organization, public benefit corporation involved in the transportation of passengers or cargo, or special-purpose unit of State or local government, with the understanding that the recipient entity would need to use the funds consistent with the purposes listed above.

The language explicitly prohibits funds from being used to offset, either directly or indirectly, a tax cut made since March 3, 2021 and from being deposited into a pension fund.

Once official guidance from the US Department of the Treasury is available, the County may begin to formalize its plans. In the meantime, a new **American Rescue Plan Fund** is being established into which the first tranche will be deposited and for which a simple preliminary budget has been proposed.

### Fiscal Year 2022 Budget Process

According to our financial policies, the County must begin its process for drafting its budget for the next fiscal year in the month of March. The first step of the process is to establish a preliminary budget calendar. Basically, we begin by taking the date on which the Board is expected to adopt the budget (the date of the regularly scheduled November Board meeting), and work backwards. Based on past experience, it has worked well to spread out budget presentations across the 3 Committee of the Whole meetings in June, July and August, focus on balancing the budget in September, and finalizing the budget for public display in October. The Finance Department will prepare basic budget guidelines in April, and the departments and offices may begin entering their budgets into New World in May.

The second step in preparing for the budget is to request an updated General Fund 5-year revenue forecast from the elected officials and department heads. This will become the basis of the General Fund revenue budget for Fiscal Year 2022, adjusted for any anticipated changes.

We require that the budget be entered in detail (salaries, wages and benefits for each employee by position and name; specific vendor contracts; specific commodities; and specific capital expenditures) and that a justification/explanation be provided for each line item and its components. In this way, the budget for every single line item is built up from zero, and is not simply the result of applying an increase to the previous year's budget. The Finance Department reviews each budget submission for completeness, reasonableness and accuracy so that by the time it is presented to the Board, the Board can be assured it has met those standards of quality.

Each year we strive to structurally balance the budget where recurring revenues are matched with recurring expenditures and one-time revenues are matched with one-time expenditures. The budget for Fiscal Year 2022 will be especially challenging as we will be starting with a \$2.3 million gap between recurring revenue and expenditures as a result of how we balanced the Fiscal Year 2021 budget. To that \$2.3 million starting gap we must add any increase in wages, cost of benefits, new employees, new programs and the rising costs of contractual services and commodities. We then must determine what increases in revenue and/or reductions in spending will be necessary to structurally balance the budget.

Purchasing Report

Purchasing Staff began working on a series of Bids/Request for Proposals for the following products and services in February:

- **Bid: 06-021 Mill Creek SSA Street Sweeping Services (Building Mgmt)**
- **Bid: 07-021 KDOT Steam Heater Replacements (KDOT)**
- **RFP: 05-021 Court Services Residential Treatment/Assessment Svs.(Court Svs.)**

Currently, **three (3)** bids and requests for proposals are at various stages in the procurement process. Bid and RFP volumes have rose *significantly* since February.

Estimated Quote Savings in February:

- \$86, in savings resulting from 4 small bid savings actions.

Estimated Bid Savings in February:

- \$88,732, in savings resulting from 4 separate BID/RFP actions.

Total Savings in February was **\$88,818**. The FYTD Cost Savings Total is **\$88,818**

There were *no* Vehicle Auction sales for February. The next planned auction is April 2021.

Monthly Statistics for February 2020:

Contracts Prepared	2	Familial Relationships Review	3
Contracts Renewals Awarded	1	Bid Opening Meetings Conducted	2
Contracts Closed-Out	0	Pricing Studies Completed for Quotes	3
Quotations Solicited	6	KCSA Referrals for Review/Compliance	5
Purchase Orders Issued	311	Green Purchasing Products Selected	0
Purchase Orders Corrected/Reissued	13	KCPO Advisory Consultations Held	2
Insurance Certificates Reviewed	19	Debriefing and/or Protest Requests	0
New P-Cards Issued	0	DOP Receipt of Vendor Claims	0
Old P-Cards Returned/Collected	1	Board and Committee Presentations	0
FOIA Requests Handled	1	Department Head: Formal Outreach	0

Additional Purchasing Department Activities

Kane County Purchasing Department staff were busy working on **two** major departmental initiatives, both of which were recently begun.

We are now *nearing completion* of our work on the **Amazon Business Services Master Account Initiative**, presently over 98% complete on this important project. We are already seeing signs of success, and there is reason to believe we will see a new value equation developing as we continue this needed transition.




Additionally, Purchasing Department staff have begun significant work and transition activities as we build-out our new EBS (Electronic Bid Submission) platform, called **BidNet**. We are currently close to 97% done with our

initial build-out, working now on additional KDOT training needs, new user training support, and systems configuration. Our expectation is that we will complete this orderly transition with full implementation, and do so with *all* needed training completed by early April (2021).

### **Purchasing Department Future-Building Activities (NEW)**

1. KC Purchasing Department Master Contracts Database (In Process)
2. KC Purchasing Department KCPO Major Revisions and Substantive Edits (In Process)
3. KC Purchasing Department End-User Survey (April 2021)
4. KC Purchasing Department Intranet Page Rebuilding (May-June 2021)
5. KC Purchasing Department Public Webpage Rebuilding (May-June 2021)
6. KC Purchasing Department *New Contract Templates* (Type Specific) (Aug. 2021)
7. KC Purchasing Department Policies and Procedures Manual (2022)
8. KC Purchasing Department Process-Mapping Across ALL Departmental Activities and Functions (Exhaustive) (Spring of 2022)
9. KC Purchasing Department Graduated Insurance Scaling Products (April 2021)
10. KC Purchasing Department Mission Statement and Values Creation (Completed)
11. KC Purchasing Department Position Descriptions Rewriting with HR (2021)
12. KC Purchasing Department 2x2 Departmental Coverages and Staff Training (2021)
13. KC Purchasing Department “Welcome to Kane County Purchasing Letter” (2021)
14. KC Purchasing Department “New Hire Training Guide” (Summer 2021)
15. KC Purchasing Department Composite Vendor Listing (Summer 2021)
16. KC Purchasing Department Green Purchasing Policy (2021-2022)
17. KC Purchasing Department Applied Risk Management Matrix (Summer 2021)
18. KC Purchasing Department Targeted PPE Discount Advisory Email (April 2021)
19. KC Purchasing Department “Purchasing Department Timeframes: Infographic” (2021)
20. KC Purchasing Department “Topics in Purchasing: New Series (On Webpages) (2021)
21. KC Purchasing Department Waste-Fraud and Abuse Reporting Tool (Fall 2021)

**Kane County**  
**Calculation of Pre-Authorized Adjustment to General Fund Property Tax Levy**  
**Fiscal Year 2021**

Actual Rate Setting EAV	15,644,971,883	
Actual increase of Rate Setting EAV attributable to recovered TIF	7,688,214	
Actual increase of Rate Setting EAV attributable to new property	145,058,716	
Actual Rate Setting EAV before new property & recovered TIF	<u>15,492,224,953</u>	
% Increase of Rate Setting EAV attributal to new property & recovered TIF	<u>0.936332%</u>	
Base (2019) Aggregate Property Tax Levy	56,078,191	
% Increase of Rate Setting EAV attributable to new property & recovered TIF	0.936332%	
<b>Increase in Property Tax Levy attributable to new property &amp; recovered TIF</b>	<b>525,078</b>	
Estimated increase in Property Tax Levy attributable to new property and recovered TIF authorized by County Board on November 10, 2020 (Resolution #20-392)	<u>700,000</u>	
<b>Difference between actual and estimated increase in Property Tax Levy attributable to new property</b>	<b><u>(174,922)</u></b>	
Original General Fund Property Tax Levy authorized by the County Board	32,275,532	
<b>Required pre-authorized adjustment (Resolution #20-392) to General Fund Property Tax Levy so that the actual increase in aggregate property tax levy does not exceed the actual increase in property tax attributable to new property and recovered TIF</b>	<b><u>(174,922)</u></b>	
<b>Final Actual General Fund Property Tax Levy Including Increase Attributable to Actual New Property and Recovered TIF</b>	<b><u>32,100,610</u></b>	
Final Actual General Fund Property Tax Levy Including Increase Attributable to Actual New Property & Recovered TIF	32,100,610	
General Fund Property Tax Levy Budget	<u>32,065,532</u>	
<b>General Fund Property Tax Levy in Excess of Budget ***</b>	<b><u>35,078</u></b>	
	<b>FINAL</b>	

**Kane County Revenue Report - Summary  
Through February 28, 2021 (25.0% YTD)**

	Current Month Transactions	Total Amended Budget	Total Amended Budget excluding Cash on Hand	YTD Actual Transactions	Total % Received
<b>000 General Government Revenue</b>	<b>\$ 2,602,830</b>	<b>\$ 74,932,357</b>	<b>\$ 74,910,816</b>	<b>\$ 6,355,659</b>	<b>8.48%</b>
001 General Fund	\$ 2,570,656	\$ 69,172,818	\$ 69,172,818	\$ 6,265,339	9.06%
010 Insurance Liability	\$ 32,174	\$ 5,759,539	\$ 5,737,998	\$ 90,319	1.57%
<b>010 County Board</b>	<b>\$ 22,300</b>	<b>\$ 5,599,007</b>	<b>\$ 5,200,298</b>	<b>\$ 369,900</b>	<b>7.11%</b>
001 General Fund	\$ 22,300	\$ 60,000	\$ 60,000	\$ 57,075	95.13%
120 Grand Victoria Casino Elgin	\$ -	\$ 4,229,074	\$ 4,229,074	\$ 8,749	0.21%
430 Farmland Preservation	\$ -	\$ 1,309,933	\$ 911,224	\$ 304,076	33.37%
<b>060 Information Technologies</b>	<b>\$ 153,224</b>	<b>\$ 3,368,383</b>	<b>\$ 2,756,752</b>	<b>\$ 1,260,067</b>	<b>45.71%</b>
001 General Fund	\$ 11,192	\$ 1,113,669	\$ 1,113,669	\$ 510,259	45.82%
101 Geographic Information Systems	\$ 142,032	\$ 1,862,131	\$ 1,250,500	\$ 459,719	36.76%
385 IL Counties Information Mgmt	\$ -	\$ 8,000	\$ 8,000	\$ 0	0.00%
390 Web Technical Services	\$ -	\$ 384,583	\$ 384,583	\$ 290,089	75.43%
<b>080 Building Management</b>	<b>\$ 5,088</b>	<b>\$ 50,659</b>	<b>\$ 50,659</b>	<b>\$ 16,440</b>	<b>32.45%</b>
001 General Fund	\$ 5,088	\$ 50,659	\$ 50,659	\$ 16,440	32.45%
<b>120 Human Resource Management</b>	<b>\$ -</b>	<b>\$ 984</b>	<b>\$ 984</b>	<b>\$ 139</b>	<b>14.15%</b>
246 Employee Events Fund	\$ -	\$ 984	\$ 984	\$ 139	14.15%
<b>150 Treasurer/Collector</b>	<b>\$ -</b>	<b>\$ 1,690,195</b>	<b>\$ 1,619,000</b>	<b>\$ 1,345</b>	<b>0.08%</b>
001 General Fund	\$ -	\$ 1,521,000	\$ 1,521,000	\$ -	0.00%
150 Tax Sale Automation	\$ -	\$ 148,195	\$ 77,000	\$ 732	0.95%
268 Sale & Error	\$ -	\$ 21,000	\$ 21,000	\$ 613	2.92%
<b>170 Supervisor of Assessments</b>	<b>\$ 5,650</b>	<b>\$ 88,967</b>	<b>\$ 88,967</b>	<b>\$ 12,907</b>	<b>14.51%</b>
001 General Fund	\$ 5,650	\$ 88,967	\$ 88,967	\$ 12,907	14.51%
<b>190 County Clerk</b>	<b>\$ 75,448</b>	<b>\$ 1,320,950</b>	<b>\$ 1,320,950</b>	<b>\$ 548,261</b>	<b>41.51%</b>
001 General Fund	\$ 60,682	\$ 1,145,950	\$ 1,145,950	\$ 500,444	43.67%
160 Vital Records Automation	\$ 14,765	\$ 174,900	\$ 174,900	\$ 47,636	27.24%
161 Election Equipment Fund	\$ -	\$ 100	\$ 100	\$ 181	181.06%
<b>210 Recorder</b>	<b>\$ 401,149</b>	<b>\$ 4,029,757</b>	<b>\$ 3,726,210</b>	<b>\$ 1,369,911</b>	<b>36.76%</b>
001 General Fund	\$ 315,153	\$ 2,983,550	\$ 2,983,550	\$ 1,091,027	36.57%
170 Recorder's Automation	\$ 85,997	\$ 1,046,207	\$ 742,660	\$ 278,884	37.55%
<b>240 Judiciary and Courts</b>	<b>\$ 46,906</b>	<b>\$ 908,568</b>	<b>\$ 442,705</b>	<b>\$ 204,704</b>	<b>46.24%</b>
001 General Fund	\$ 24,754	\$ 219,150	\$ 219,150	\$ 144,064	65.74%
195 Children's Waiting Room	\$ 19,436	\$ 603,618	\$ 137,755	\$ 51,703	37.53%
196 D.U.I.	\$ 1,891	\$ 12,580	\$ 12,580	\$ 6,448	51.25%
197 Foreclosure Mediation Fund	\$ 825	\$ 58,590	\$ 58,590	\$ 2,489	4.25%
492 Marriage Fees	\$ -	\$ 14,630	\$ 14,630	\$ -	0.00%

**Kane County Revenue Report - Summary  
Through February 28, 2021 (25.0% YTD)**

	Current Month Transactions	Total Amended Budget	Total Amended Budget excluding Cash on Hand	YTD Actual Transactions	Total % Received
<b>250 Circuit Clerk</b>	<b>\$ 476,639</b>	<b>\$ 9,174,829</b>	<b>\$ 8,574,128</b>	<b>\$ 1,370,785</b>	<b>15.99%</b>
001 General Fund	\$ 303,428	\$ 5,465,000	\$ 5,465,000	\$ 861,120	15.76%
200 Court Automation	\$ 59,510	\$ 1,314,961	\$ 1,115,000	\$ 170,797	15.32%
201 Court Document Storage	\$ 57,007	\$ 1,444,833	\$ 1,109,000	\$ 162,187	14.62%
202 Child Support	\$ 7,317	\$ 152,539	\$ 142,028	\$ 22,334	15.72%
203 Circuit Clerk Admin Services	\$ 29,335	\$ 489,275	\$ 489,000	\$ 100,016	20.45%
204 Circuit Clk Electronic Citation	\$ 12,010	\$ 278,121	\$ 224,000	\$ 36,674	16.37%
205 Circuit Ct Clerk Op and Admin	\$ 8,031	\$ 30,100	\$ 30,100	\$ 17,656	58.66%
<b>300 State's Attorney</b>	<b>\$ 523,147</b>	<b>\$ 4,545,958</b>	<b>\$ 4,265,753</b>	<b>\$ 1,751,311</b>	<b>41.06%</b>
001 General Fund	\$ 212,078	\$ 1,318,000	\$ 1,318,000	\$ 376,850	28.59%
220 Title IV-D	\$ 69,620	\$ 746,891	\$ 740,877	\$ 139,497	18.83%
221 Drug Prosecution	\$ 1,699	\$ 312,744	\$ 312,744	\$ 114,977	36.76%
222 Victim Coordinator Services	\$ 41,250	\$ 164,650	\$ 129,207	\$ 115,457	89.36%
223 Domestic Violence	\$ -	\$ 261,865	\$ 148,530	\$ 148,908	100.25%
225 Auto Theft Task Force	\$ -	\$ 339	\$ 339	\$ 49	14.37%
230 Child Advocacy Center	\$ 181,108	\$ 1,190,756	\$ 1,155,343	\$ 830,483	71.88%
231 Equitable Sharing Program	\$ -	\$ 55,000	\$ 55,000	\$ 53	0.10%
232 State's Atty Records Automation	\$ 1,553	\$ 97,703	\$ 97,703	\$ 4,622	4.73%
233 Bad Check Restitution	\$ -	\$ 25,000	\$ 25,000	\$ 55	0.22%
234 Drug Asset Forfeiture	\$ 14,964	\$ 85,000	\$ 85,000	\$ 18,247	21.47%
235 State's Attorney Employee Events	\$ -	\$ 10	\$ 10	\$ 2	19.10%
236 Child Advocacy Advisory Board	\$ -	\$ 26,000	\$ 26,000	\$ 635	2.44%
237 Money Laundering - State's Atty	\$ 775	\$ 175,000	\$ 85,000	\$ 1,073	1.26%
490 Kane County Law Enforcement	\$ 100	\$ 87,000	\$ 87,000	\$ 404	0.46%
<b>360 Public Defender</b>	<b>\$ 11,419</b>	<b>\$ 132,000</b>	<b>\$ 132,000</b>	<b>\$ 32,558</b>	<b>24.66%</b>
001 General Fund	\$ 10,825	\$ 131,000	\$ 131,000	\$ 30,828	23.53%
244 Public Defender Rec Automation	\$ 594	\$ 1,000	\$ 1,000	\$ 1,730	172.99%
<b>370 Law Library</b>	<b>\$ 21,157</b>	<b>\$ 299,475</b>	<b>\$ 299,475</b>	<b>\$ 54,131</b>	<b>18.08%</b>
250 Law Library	\$ 21,157	\$ 299,475	\$ 299,475	\$ 54,131	18.08%
<b>380 Sheriff</b>	<b>\$ 128,148</b>	<b>\$ 4,540,430</b>	<b>\$ 4,540,430</b>	<b>\$ 300,235</b>	<b>6.61%</b>
001 General Fund	\$ 120,987	\$ 3,912,100	\$ 3,912,100	\$ 282,558	7.22%
247 EMA Volunteer Fund	\$ -	\$ 4,400	\$ 4,400	\$ 30	0.68%
248 KC Emergency Planning	\$ -	\$ 4,000	\$ 4,000	\$ 35	0.87%
249 Bomb Squad SWAT	\$ -	\$ 2,100	\$ 2,100	\$ -	0.00%
251 Canteen Commission	\$ -	\$ 400,000	\$ 400,000	\$ -	0.00%
252 County Sheriff DEF Federal	\$ -	\$ 24,000	\$ 24,000	\$ -	0.00%
253 County Sheriff DEF Local	\$ -	\$ 50,000	\$ 50,000	\$ -	0.00%
254 FATS	\$ -	\$ 1,200	\$ 1,200	\$ -	0.00%
255 K-9 Unit	\$ -	\$ 20,000	\$ 20,000	\$ -	0.00%
256 Vehicle Maintenance/Purchase	\$ -	\$ 12,000	\$ 12,000	\$ -	0.00%
257 Sheriff DUI Fund	\$ -	\$ 30,000	\$ 30,000	\$ -	0.00%
258 Sheriffs Office Money Laundering	\$ -	\$ 5,000	\$ 5,000	\$ -	0.00%
259 Transportation Safety Highway HB	\$ -	\$ 5,000	\$ 5,000	\$ 5	0.10%
262 AJF Medical Cost	\$ 1,801	\$ 20,040	\$ 20,040	\$ 5,564	27.76%
263 Sheriff Civil Operations	\$ -	\$ 5,500	\$ 5,500	\$ -	0.00%
264 Cannabis Regulation - Local	\$ 5,360	\$ 45,090	\$ 45,090	\$ 12,044	26.71%

**Kane County Revenue Report - Summary  
Through February 28, 2021 (25.0% YTD)**

	Current Month Transactions	Total Amended Budget	Total Amended Budget excluding Cash on Hand	YTD Actual Transactions	Total % Received
<b>425 Kane Comm</b>	<b>\$ 114,822</b>	<b>\$ 2,289,645</b>	<b>\$ 2,289,645</b>	<b>\$ 951,889</b>	<b>41.57%</b>
269 Kane Comm	\$ 114,822	\$ 2,289,645	\$ 2,289,645	\$ 951,889	41.57%
<b>430 Court Services</b>	<b>\$ 599,951</b>	<b>\$ 8,748,374</b>	<b>\$ 8,188,774</b>	<b>\$ 2,218,482</b>	<b>27.09%</b>
001 General Fund	\$ 521,848	\$ 6,533,224	\$ 6,533,224	\$ 1,625,892	24.89%
270 Probation Services	\$ 69,750	\$ 1,670,600	\$ 1,111,000	\$ 196,580	17.69%
271 Substance Abuse Screening	\$ 1,372	\$ 80,000	\$ 80,000	\$ 4,506	5.63%
273 Drug Court Special Resources	\$ 6,005	\$ 453,850	\$ 453,850	\$ 388,755	85.66%
276 Probation Victim Services	\$ 976	\$ 10,000	\$ 10,000	\$ 2,744	27.44%
278 Juvenile Justice Donation Fund	\$ -	\$ 700	\$ 700	\$ 5	0.76%
<b>490 Coroner</b>	<b>\$ 11,225</b>	<b>\$ 146,013</b>	<b>\$ 122,975</b>	<b>\$ 40,659</b>	<b>33.06%</b>
289 Coroner Administration	\$ 11,225	\$ 146,013	\$ 122,975	\$ 40,659	33.06%
<b>500 Animal Control</b>	<b>\$ 61,883</b>	<b>\$ 893,859</b>	<b>\$ 893,859</b>	<b>\$ 230,929</b>	<b>25.84%</b>
290 Animal Control	\$ 61,883	\$ 893,859	\$ 893,859	\$ 230,929	25.84%
<b>520 Transportation</b>	<b>\$ 3,370,895</b>	<b>\$ 86,111,797</b>	<b>\$ 46,023,758</b>	<b>\$ 3,665,025</b>	<b>7.96%</b>
300 County Highway	\$ 70,616	\$ 8,587,214	\$ 5,895,659	\$ 121,856	2.07%
301 County Bridge	\$ (19)	\$ 415,000	\$ 328,295	\$ 50,439	15.36%
302 Motor Fuel Tax	\$ 721,098	\$ 27,901,630	\$ 16,772,956	\$ 755,818	4.51%
303 County Highway Matching	\$ 289	\$ 67,000	\$ 65,675	\$ 699	1.06%
304 Motor Fuel Local Option	\$ 670,762	\$ 16,966,851	\$ 9,155,000	\$ 687,959	7.51%
305 Transportation Sales Tax	\$ 1,248,794	\$ 22,801,152	\$ 12,297,000	\$ 1,288,556	10.48%
540 Transportation Capital	\$ -	\$ 1,488,144	\$ 144,473	\$ 1,398	0.97%
550 Aurora Area Impact Fees	\$ -	\$ 700,000	\$ -	\$ 1,018	N/A
551 Campton Hills Impact Fees	\$ 1,641	\$ 1,000	\$ -	\$ 1,777	N/A
552 Greater Elgin Impact Fees	\$ -	\$ 145,194	\$ -	\$ 1,295	N/A
553 Northwest Impact Fees	\$ 1,272	\$ 167,000	\$ -	\$ 3,403	N/A
554 Southwest Impact Fees	\$ -	\$ 116,000	\$ -	\$ 209	N/A
555 Tri-Cities Impact Fees	\$ -	\$ 36,000	\$ -	\$ 54	N/A
556 Upper Fox Impact Fees	\$ 356	\$ 11,000	\$ -	\$ 778	N/A
557 West Central Impact Fees	\$ 297	\$ 42,000	\$ -	\$ 345	N/A
558 North Impact Fees	\$ 613,033	\$ 541,000	\$ 541,000	\$ 660,706	122.13%
559 Central Impact Fees	\$ 25,600	\$ 2,187,000	\$ 407,700	\$ 67,729	16.61%
560 South Impact Fees	\$ 17,155	\$ 3,938,612	\$ 416,000	\$ 20,986	5.04%
<b>580 Health</b>	<b>\$ 860,889</b>	<b>\$ 9,361,211</b>	<b>\$ 8,958,535</b>	<b>\$ 1,966,836</b>	<b>21.95%</b>
350 County Health	\$ 856,386	\$ 8,803,973	\$ 8,445,878	\$ 1,819,629	21.54%
351 Kane Kares	\$ 4,503	\$ 557,238	\$ 512,657	\$ 147,207	28.71%

**Kane County Revenue Report - Summary  
Through February 28, 2021 (25.0% YTD)**

	Current Month Transactions	Total Amended Budget	Total Amended Budget excluding Cash on Hand	YTD Actual Transactions	Total % Received
<b>660 Veterans' Commission</b>	<b>\$ 1,438</b>	<b>\$ 340,836</b>	<b>\$ 309,145</b>	<b>\$ 2,612</b>	<b>0.84%</b>
380 Veterans' Commission	\$ 1,438	\$ 340,836	\$ 309,145	\$ 2,612	0.84%
<b>670 Environmental Management</b>	<b>\$ 11,006</b>	<b>\$ 573,866</b>	<b>\$ 259,870</b>	<b>\$ 105,048</b>	<b>40.42%</b>
001 General Fund	\$ 10,720	\$ 70,000	\$ 70,000	\$ 21,326	30.47%
420 Stormwater Management	\$ -	\$ 128,034	\$ 7,251	\$ 1,451	20.01%
650 Enterprise Surcharge	\$ 286	\$ 322,832	\$ 182,619	\$ 82,272	45.05%
651 Enterprise General	\$ -	\$ 53,000	\$ -	\$ -	N/A
<b>690 Development</b>	<b>\$ 672,073</b>	<b>\$ 8,649,289</b>	<b>\$ 8,459,043</b>	<b>\$ 17,327,748</b>	<b>204.84%</b>
001 General Fund	\$ 206,483	\$ 1,842,950	\$ 1,842,950	\$ 369,190	20.03%
400 Economic Development	\$ -	\$ 129,063	\$ 80,625	\$ 80,602	99.97%
401 Community Dev Block Program	\$ 352,180	\$ 2,738,085	\$ 2,738,085	\$ 451,499	16.49%
402 HOME Program	\$ -	\$ 1,649,333	\$ 1,649,333	\$ 175,721	10.65%
403 Unincorporated Stormwater Mgmt	\$ -	\$ 55,000	\$ 16,969	\$ 196	1.15%
404 Homeless Management Info Systems	\$ 3,610	\$ 163,244	\$ 163,244	\$ 3,610	2.21%
405 Cost Share Drainage	\$ -	\$ 233,888	\$ 233,888	\$ 235,117	100.53%
406 OCR & Recovery Act Programs	\$ -	\$ 100,997	\$ 88,125	\$ -	0.00%
407 Quality of Kane Grants	\$ -	\$ 30,110	\$ 10,110	\$ 61	0.61%
409 Continuum of Care Planning Grant	\$ -	\$ 78,441	\$ 78,441	\$ -	0.00%
410 Elgin CDBG	\$ 4,857	\$ 331,630	\$ 331,630	\$ 4,857	1.46%
411 Emergency Rental Assistance	\$ -	\$ -	\$ -	\$ 15,781,545	N/A
415 Homeless Prevention Program	\$ 94,416	\$ 377,662	\$ 377,662	\$ 196,947	52.15%
425 Blighted Structure Demolition	\$ -	\$ 120,000	\$ 120,000	\$ 240	0.20%
435 Growing for Kane	\$ 10,000	\$ 28,746	\$ 23,746	\$ 25,027	105.39%
520 Mill Creek Special Service Area	\$ 457	\$ 750,235	\$ 684,601	\$ 3,012	0.44%
521 Bowes Creek Special Service Area	\$ -	\$ 5	\$ 5	\$ 2	31.00%
5300 Sunvale SBA SW 37	\$ -	\$ -	\$ -	\$ 3	N/A
5301 Middle Creek SBA SW38	\$ -	\$ -	\$ -	\$ 3	N/A
5302 Shirewood Farm SSA SW39	\$ -	\$ 110	\$ 110	\$ 0	0.07%
5303 Ogden Gardens SBA SW40	\$ -	\$ -	\$ -	\$ 8	N/A
5304 Wildwood West SBA SW41	\$ -	\$ 1,665	\$ 1,665	\$ 20	1.19%
5306 Cheval DeSelle Venetian SBA SW43	\$ -	\$ 5,200	\$ 5,009	\$ 7	0.14%
5308 Plank Road Estates SBA SW45	\$ -	\$ 3,430	\$ 3,350	\$ 4	0.12%
5310 Exposition View SBA SW47	\$ 70	\$ 4,105	\$ 4,105	\$ 75	1.82%
5311 Pasadena Drive SBA SW48	\$ -	\$ 2,880	\$ 2,880	\$ 3	0.11%
5312 Tamara Dittman SBA SW 50	\$ -	\$ 2,510	\$ 2,510	\$ -	0.00%

**Kane County Revenue Report - Summary  
Through February 28, 2021 (25.0% YTD)**

	Current Month Transactions	Total Amended Budget	Total Amended Budget excluding Cash on Hand	YTD Actual Transactions	Total % Received
<b>760 Debt Service</b>	\$ -	\$ 8,739,916	\$ 3,865,186	\$ 3,223,440	83.40%
601 Public Building Commission	\$ -	\$ 79,376	\$ 4,376	\$ 1,355	30.95%
610 Capital Improvement Debt Service	\$ -	\$ 200,517	\$ 415	\$ -	0.00%
620 Motor Fuel Tax Debt Service	\$ -	\$ 3,407,150	\$ 1,167	\$ 4,512	386.66%
621 Transit Sales Tax Debt Service	\$ -	\$ -	\$ -	\$ 212	N/A
622 Recovery Zone Bond Debt Service	\$ -	\$ 854,053	\$ 854,053	\$ 244,992	28.69%
623 JJC/AJC Refunding Debt Service	\$ -	\$ 2,980,050	\$ 2,980,050	\$ 2,972,311	99.74%
625 Longmeadow Debt Srv - Cap Int	\$ -	\$ 1,218,770	\$ 25,125	\$ 58	0.23%
<b>800 Other- Countywide Expenses</b>	\$ 2,221,478	\$ 69,578,313	\$ 35,458,088	\$ 12,491,857	35.23%
100 County Automation	\$ 542	\$ 15,000	\$ 6,935	\$ 1,565	22.57%
110 Illinois Municipal Retirement	\$ 31,416	\$ 7,173,461	\$ 6,999,461	\$ 44,538	0.64%
111 FICA/Social Security	\$ 18,755	\$ 4,365,177	\$ 4,289,177	\$ 26,393	0.62%
112 Special Reserve	\$ -	\$ 8,892,792	\$ 321,301	\$ 343,217	106.82%
113 Emergency Reserve	\$ -	\$ 20,688	\$ 20,688	\$ 6,359	30.74%
114 Property Tax Freeze Protection	\$ -	\$ 2,558,000	\$ 28,000	\$ 6,040	21.57%
125 Public Safety Sales Tax	\$ 615,718	\$ 3,005,201	\$ 2,158,479	\$ 618,734	28.67%
127 Judicial Technology Sales Tax	\$ 99,904	\$ 980,600	\$ 980,600	\$ 100,290	10.23%
353 Coronavirus Relief Fund	\$ -	\$ 14,252,861	\$ 1,000	\$ 6,430,867	643,086.73%
500 Capital Projects	\$ -	\$ 3,977,656	\$ 1,315,570	\$ 1,216,719	92.49%
501 Judicial Facility Construction	\$ 50,270	\$ 408,000	\$ 408,000	\$ 133,869	32.81%
510 Capital Improvement Bond Const	\$ -	\$ 5,000,000	\$ -	\$ -	N/A
652 Health Insurance Fund	\$ 1,404,873	\$ 18,928,877	\$ 18,928,877	\$ 3,563,264	18.82%
<b>900 Contingency</b>	\$ -	\$ 13,148	\$ 13,148	\$ 4,073	30.98%
660 Working Cash	\$ -	\$ 13,148	\$ 13,148	\$ 4,073	30.98%
<b>Grand Total</b>	\$ 12,398,768	\$ 306,128,786	\$ 222,771,153	\$ 55,876,949	25.08%

**Kane County Expenditure Report - Summary**  
**Through February 28, 2021 (25.0% YTD, 23.08% Payroll Expense through Pay Period Ending 02/20/2021)**

	Current Month Transactions	Total Amended Budget	Total Amended Budget excluding Net Income	YTD Actual Transactions	YTD Encumbrances	Total % Used
<b>010 County Board</b>	\$ 99,277	\$ 6,864,441	\$ 5,458,210	\$ 2,422,531	\$ -	44.38%
001 General Fund	\$ 87,926	\$ 1,325,434	\$ 1,325,434	\$ 281,426	\$ (0)	21.23%
120 Grand Victoria Casino Elgin	\$ 7,009	\$ 4,229,074	\$ 2,822,843	\$ 2,127,026	\$ -	75.35%
430 Farmland Preservation	\$ 4,342	\$ 1,309,933	\$ 1,309,933	\$ 14,078	\$ -	1.07%
<b>040 Finance</b>	\$ 103,033	\$ 1,107,084	\$ 1,107,084	\$ 251,867	\$ 87,650	22.75%
001 General Fund	\$ 103,033	\$ 1,107,084	\$ 1,107,084	\$ 251,867	\$ 87,650	22.75%
<b>060 Information Technologies</b>	\$ 360,564	\$ 6,540,047	\$ 6,540,047	\$ 1,496,280	\$ 144,628	22.88%
001 General Fund	\$ 272,488	\$ 4,285,333	\$ 4,285,333	\$ 892,828	\$ 19,828	20.83%
101 Geographic Information Systems	\$ 79,886	\$ 1,862,131	\$ 1,862,131	\$ 529,060	\$ 94,800	28.41%
385 IL Counties Information Mgmt	\$ -	\$ 8,000	\$ 8,000	\$ -	\$ -	0.00%
390 Web Technical Services	\$ 8,190	\$ 384,583	\$ 384,583	\$ 74,392	\$ 30,000	19.34%
<b>080 Building Management</b>	\$ 374,293	\$ 5,604,558	\$ 5,604,558	\$ 1,012,003	\$ 615	18.06%
001 General Fund	\$ 374,293	\$ 5,604,558	\$ 5,604,558	\$ 1,012,003	\$ 615	18.06%
<b>120 Human Resource Management</b>	\$ 88,303	\$ 4,410,726	\$ 4,410,726	\$ 2,322,133	\$ 958	52.65%
001 General Fund	\$ 16,942	\$ 308,907	\$ 308,907	\$ 48,123	\$ 218	15.58%
010 Insurance Liability	\$ 71,362	\$ 4,100,835	\$ 4,100,835	\$ 2,274,011	\$ 740	55.45%
246 Employee Events Fund	\$ -	\$ 984	\$ 984	\$ -	\$ -	0.00%
<b>140 County Auditor</b>	\$ 20,761	\$ 299,097	\$ 299,097	\$ 62,435	\$ -	20.87%
001 General Fund	\$ 20,761	\$ 299,097	\$ 299,097	\$ 62,435	\$ -	20.87%
<b>150 Treasurer/Collector</b>	\$ 66,903	\$ 900,723	\$ 900,723	\$ 179,109	\$ 3,793	19.88%
001 General Fund	\$ 66,903	\$ 731,528	\$ 731,528	\$ 177,829	\$ 2,887	24.31%
150 Tax Sale Automation	\$ -	\$ 148,195	\$ 148,195	\$ 1,280	\$ 906	0.86%
268 Sale & Error	\$ -	\$ 21,000	\$ 21,000	\$ -	\$ -	0.00%
<b>170 Supervisor of Assessments</b>	\$ 91,334	\$ 1,263,205	\$ 1,263,205	\$ 259,366	\$ 8,791	20.53%
001 General Fund	\$ 91,334	\$ 1,263,205	\$ 1,263,205	\$ 259,366	\$ 8,791	20.53%
<b>190 County Clerk</b>	\$ 274,506	\$ 4,042,261	\$ 3,961,339	\$ 696,880	\$ 682	17.59%
001 General Fund	\$ 263,392	\$ 3,867,261	\$ 3,867,261	\$ 670,901	\$ 682	17.35%
160 Vital Records Automation	\$ 11,115	\$ 174,900	\$ 94,078	\$ 25,978	\$ -	27.61%
161 Election Equipment Fund	\$ -	\$ 100	\$ -	\$ -	\$ -	N/A
<b>210 Recorder</b>	\$ 69,930	\$ 1,874,271	\$ 1,874,271	\$ 595,296	\$ -	31.76%
001 General Fund	\$ 53,383	\$ 828,064	\$ 828,064	\$ 160,195	\$ -	19.35%
170 Recorder's Automation	\$ 16,547	\$ 1,046,207	\$ 1,046,207	\$ 435,101	\$ -	41.59%
<b>230 Regional Office of Education</b>	\$ 33,845	\$ 320,825	\$ 320,825	\$ 81,828	\$ -	25.51%
001 General Fund	\$ 33,845	\$ 320,825	\$ 320,825	\$ 81,828	\$ -	25.51%

**Kane County Expenditure Report - Summary**  
**Through February 28, 2021 (25.0% YTD, 23.08% Payroll Expense through Pay Period Ending 02/20/2021)**

	Current Month	Total Amended	Total Amended	YTD Actual	YTD	Total % Used
	Transactions	Budget	excluding Net	Transactions	Encumbrances	
			Income			
<b>240 Judiciary and Courts</b>	<b>\$ 682,937</b>	<b>\$ 3,885,864</b>	<b>\$ 3,878,514</b>	<b>\$ 1,142,355</b>	<b>\$ 1,942</b>	<b>29.45%</b>
001 General Fund	\$ 217,074	\$ 3,196,446	\$ 3,196,446	\$ 638,750	\$ 1,942	19.98%
195 Children's Waiting Room	\$ 465,863	\$ 603,618	\$ 603,618	\$ 503,546	\$ -	83.42%
196 D.U.I.	\$ -	\$ 12,580	\$ 5,230	\$ -	\$ -	0.00%
197 Foreclosure Mediation Fund	\$ -	\$ 58,590	\$ 58,590	\$ 60	\$ -	0.10%
492 Marriage Fees	\$ -	\$ 14,630	\$ 14,630	\$ -	\$ -	0.00%
<b>250 Circuit Clerk</b>	<b>\$ 453,023</b>	<b>\$ 7,578,607</b>	<b>\$ 7,470,765</b>	<b>\$ 1,436,324</b>	<b>\$ -</b>	<b>19.23%</b>
001 General Fund	\$ 257,966	\$ 3,868,778	\$ 3,868,778	\$ 772,530	\$ -	19.97%
200 Court Automation	\$ 65,622	\$ 1,314,961	\$ 1,314,961	\$ 255,120	\$ -	19.40%
201 Court Document Storage	\$ 80,888	\$ 1,444,833	\$ 1,444,833	\$ 261,324	\$ -	18.09%
202 Child Support	\$ 7,497	\$ 152,539	\$ 152,539	\$ 22,460	\$ -	14.72%
203 Circuit Clerk Admin Services	\$ 22,151	\$ 489,275	\$ 401,533	\$ 67,907	\$ -	16.91%
204 Circuit Clk Electronic Citation	\$ 18,900	\$ 278,121	\$ 278,121	\$ 56,984	\$ -	20.49%
205 Circuit Ct Clerk Op and Admin	\$ -	\$ 30,100	\$ 10,000	\$ -	\$ -	0.00%
<b>300 State's Attorney</b>	<b>\$ 738,394</b>	<b>\$ 11,122,716</b>	<b>\$ 11,100,372</b>	<b>\$ 2,187,605</b>	<b>\$ (0)</b>	<b>19.71%</b>
001 General Fund	\$ 418,596	\$ 6,236,054	\$ 6,236,054	\$ 1,246,443	\$ -	19.99%
010 Insurance Liability	\$ 123,109	\$ 1,658,704	\$ 1,658,704	\$ 360,784	\$ (0)	21.75%
220 Title IV-D	\$ 52,364	\$ 746,891	\$ 741,631	\$ 155,220	\$ -	20.93%
221 Drug Prosecution	\$ 22,430	\$ 312,744	\$ 310,927	\$ 67,926	\$ -	21.85%
222 Victim Coordinator Services	\$ 15,634	\$ 164,650	\$ 163,443	\$ 48,225	\$ -	29.51%
223 Domestic Violence	\$ 22,794	\$ 261,865	\$ 260,522	\$ 67,670	\$ -	25.97%
225 Auto Theft Task Force	\$ -	\$ 339	\$ -	\$ -	\$ -	N/A
230 Child Advocacy Center	\$ 81,297	\$ 1,190,756	\$ 1,190,756	\$ 234,835	\$ -	19.72%
231 Equitable Sharing Program	\$ -	\$ 55,000	\$ 55,000	\$ -	\$ -	0.00%
232 State's Atty Records Automation	\$ 2,171	\$ 97,703	\$ 85,325	\$ 6,502	\$ -	7.62%
233 Bad Check Restitution	\$ -	\$ 25,000	\$ 25,000	\$ -	\$ -	0.00%
234 Drug Asset Forfeiture	\$ -	\$ 85,000	\$ 85,000	\$ -	\$ -	0.00%
235 State's Attorney Employee Events	\$ -	\$ 10	\$ 10	\$ -	\$ -	0.00%
236 Child Advocacy Advisory Board	\$ -	\$ 26,000	\$ 26,000	\$ -	\$ -	0.00%
237 Money Laundering - State's Atty	\$ -	\$ 175,000	\$ 175,000	\$ -	\$ -	0.00%
490 Kane County Law Enforcement	\$ -	\$ 87,000	\$ 87,000	\$ -	\$ -	0.00%
<b>360 Public Defender</b>	<b>\$ 309,348</b>	<b>\$ 4,220,435</b>	<b>\$ 4,220,435</b>	<b>\$ 890,549</b>	<b>\$ -</b>	<b>21.10%</b>
001 General Fund	\$ 309,348	\$ 4,219,435	\$ 4,219,435	\$ 890,549	\$ -	21.11%
244 Public Defender Rec Automation	\$ -	\$ 1,000	\$ 1,000	\$ -	\$ -	0.00%
<b>370 Law Library</b>	<b>\$ 14,378</b>	<b>\$ 299,475</b>	<b>\$ 299,475</b>	<b>\$ 42,667</b>	<b>\$ -</b>	<b>14.25%</b>
250 Law Library	\$ 14,378	\$ 299,475	\$ 299,475	\$ 42,667	\$ -	14.25%

**Kane County Expenditure Report - Summary**  
**Through February 28, 2021 (25.0% YTD, 23.08% Payroll Expense through Pay Period Ending 02/20/2021)**

	Current Month	Total Amended	Total Amended	YTD Actual	YTD	Total % Used
	Transactions	Budget	excluding Net	Transactions	Encumbrances	
			Income			
<b>380 Sheriff</b>	<b>\$ 2,548,464</b>	<b>\$ 33,333,101</b>	<b>\$ 33,331,791</b>	<b>\$ 7,821,000</b>	<b>\$ 111,068</b>	<b>23.46%</b>
001 General Fund	\$ 2,548,464	\$ 32,704,771	\$ 32,704,771	\$ 7,821,000	\$ 111,068	23.91%
247 EMA Volunteer Fund	\$ -	\$ 4,400	\$ 3,100	\$ -	\$ -	0.00%
248 KC Emergency Planning	\$ -	\$ 4,000	\$ 3,990	\$ -	\$ -	0.00%
249 Bomb Squad SWAT	\$ -	\$ 2,100	\$ 2,100	\$ -	\$ -	0.00%
251 Canteen Commission	\$ -	\$ 400,000	\$ 400,000	\$ -	\$ -	0.00%
252 County Sheriff DEF Federal	\$ -	\$ 24,000	\$ 24,000	\$ -	\$ -	0.00%
253 County Sheriff DEF Local	\$ -	\$ 50,000	\$ 50,000	\$ -	\$ -	0.00%
254 FATS	\$ -	\$ 1,200	\$ 1,200	\$ -	\$ -	0.00%
255 K-9 Unit	\$ -	\$ 20,000	\$ 20,000	\$ -	\$ -	0.00%
256 Vehicle Maintenance/Purchase	\$ -	\$ 12,000	\$ 12,000	\$ -	\$ -	0.00%
257 Sheriff DUI Fund	\$ -	\$ 30,000	\$ 30,000	\$ -	\$ -	0.00%
258 Sheriffs Office Money Laundering	\$ -	\$ 5,000	\$ 5,000	\$ -	\$ -	0.00%
259 Transportation Safety Highway HB	\$ -	\$ 5,000	\$ 5,000	\$ -	\$ -	0.00%
262 AJF Medical Cost	\$ -	\$ 20,040	\$ 20,040	\$ -	\$ -	0.00%
263 Sheriff Civil Operations	\$ -	\$ 5,500	\$ 5,500	\$ -	\$ -	0.00%
264 Cannabis Regulation - Local	\$ -	\$ 45,090	\$ 45,090	\$ -	\$ -	0.00%
<b>420 Merit Commission</b>	<b>\$ 7,127</b>	<b>\$ 98,472</b>	<b>\$ 98,472</b>	<b>\$ 18,906</b>	<b>\$ -</b>	<b>19.20%</b>
001 General Fund	\$ 7,127	\$ 98,472	\$ 98,472	\$ 18,906	\$ -	19.20%
<b>425 Kane Comm</b>	<b>\$ 161,986</b>	<b>\$ 2,289,645</b>	<b>\$ 2,282,029</b>	<b>\$ 745,677</b>	<b>\$ 1,936</b>	<b>32.68%</b>
269 Kane Comm	\$ 161,986	\$ 2,289,645	\$ 2,282,029	\$ 745,677	\$ 1,936	32.68%
<b>430 Court Services</b>	<b>\$ 1,042,005</b>	<b>\$ 15,558,116</b>	<b>\$ 15,558,116</b>	<b>\$ 3,297,465</b>	<b>\$ 5,052</b>	<b>21.19%</b>
001 General Fund	\$ 943,911	\$ 13,342,966	\$ 13,342,966	\$ 2,784,944	\$ 5,052	20.87%
270 Probation Services	\$ 77,158	\$ 1,670,600	\$ 1,670,600	\$ 472,511	\$ -	28.28%
271 Substance Abuse Screening	\$ 314	\$ 80,000	\$ 80,000	\$ 577	\$ -	0.72%
273 Drug Court Special Resources	\$ 20,622	\$ 453,850	\$ 453,850	\$ 39,411	\$ -	8.68%
276 Probation Victim Services	\$ -	\$ 10,000	\$ 10,000	\$ -	\$ -	0.00%
278 Juvenile Justice Donation Fund	\$ -	\$ 700	\$ 700	\$ 23	\$ -	3.28%
<b>490 Coroner</b>	<b>\$ 94,621</b>	<b>\$ 1,179,860</b>	<b>\$ 1,179,860</b>	<b>\$ 444,905</b>	<b>\$ -</b>	<b>37.71%</b>
001 General Fund	\$ 91,524	\$ 1,033,847	\$ 1,033,847	\$ 432,447	\$ -	41.83%
289 Coroner Administration	\$ 3,097	\$ 146,013	\$ 146,013	\$ 12,458	\$ -	8.53%
<b>500 Animal Control</b>	<b>\$ 68,030</b>	<b>\$ 893,859</b>	<b>\$ 891,322</b>	<b>\$ 173,926</b>	<b>\$ 29,181</b>	<b>19.51%</b>
290 Animal Control	\$ 68,030	\$ 893,859	\$ 891,322	\$ 173,926	\$ 29,181	19.51%
<b>520 Transportation</b>	<b>\$ 1,870,964</b>	<b>\$ 86,111,797</b>	<b>\$ 85,820,797</b>	<b>\$ 3,650,243</b>	<b>\$ 73,613,851</b>	<b>4.25%</b>
300 County Highway	\$ 437,104	\$ 8,587,214	\$ 8,587,214	\$ 1,325,631	\$ 2,774,642	15.44%
301 County Bridge	\$ 2,738	\$ 415,000	\$ 415,000	\$ 2,738	\$ 422,122	0.66%
302 Motor Fuel Tax	\$ 559,268	\$ 27,901,630	\$ 27,901,630	\$ 1,242,203	\$ 15,706,211	4.45%
303 County Highway Matching	\$ -	\$ 67,000	\$ 67,000	\$ -	\$ 67,000	0.00%
304 Motor Fuel Local Option	\$ 509,332	\$ 16,966,851	\$ 16,966,851	\$ 661,546	\$ 4,434,829	3.90%
305 Transportation Sales Tax	\$ 330,820	\$ 22,801,152	\$ 22,801,152	\$ 344,238	\$ 44,319,310	1.51%
515 Longmeadow Bond Construction	\$ (89,298)	\$ -	\$ -	\$ (89,298)	\$ 636,842	N/A
540 Transportation Capital	\$ 55,432	\$ 1,488,144	\$ 1,488,144	\$ 67,317	\$ 2,058,749	4.52%
550 Aurora Area Impact Fees	\$ -	\$ 700,000	\$ 700,000	\$ -	\$ -	0.00%
551 Campton Hills Impact Fees	\$ -	\$ 1,000	\$ 1,000	\$ -	\$ -	0.00%
552 Greater Elgin Impact Fees	\$ -	\$ 145,194	\$ 145,194	\$ -	\$ 533,194	0.00%
553 Northwest Impact Fees	\$ -	\$ 167,000	\$ 167,000	\$ -	\$ 345,000	0.00%
554 Southwest Impact Fees	\$ -	\$ 116,000	\$ 116,000	\$ -	\$ 57,406	0.00%
555 Tri-Cities Impact Fees	\$ -	\$ 36,000	\$ 36,000	\$ -	\$ 6,883	0.00%
556 Upper Fox Impact Fees	\$ -	\$ 11,000	\$ 11,000	\$ -	\$ 250,000	0.00%
557 West Central Impact Fees	\$ -	\$ 42,000	\$ 42,000	\$ -	\$ -	0.00%
558 North Impact Fees	\$ 65,568	\$ 541,000	\$ 250,000	\$ 65,568	\$ 888,148	26.23%
559 Central Impact Fees	\$ -	\$ 2,187,000	\$ 2,187,000	\$ -	\$ 145,628	0.00%
560 South Impact Fees	\$ -	\$ 3,938,612	\$ 3,938,612	\$ 30,300	\$ 967,887	0.77%

**Kane County Expenditure Report - Summary**  
**Through February 28, 2021 (25.0% YTD, 23.08% Payroll Expense through Pay Period Ending 02/20/2021)**

	Current Month	Total Amended	Total Amended	YTD Actual	YTD	Total % Used
	Transactions	Budget	excluding Net	Transactions	Encumbrances	
			Income			
<b>580 Health</b>	<b>\$ 910,006</b>	<b>\$ 9,361,211</b>	<b>\$ 9,361,211</b>	<b>\$ 5,159,342</b>	<b>\$ 89,617</b>	<b>55.11%</b>
350 County Health	\$ 872,909	\$ 8,803,973	\$ 8,803,973	\$ 5,043,297	\$ 89,617	57.28%
351 Kane Kares	\$ 37,097	\$ 557,238	\$ 557,238	\$ 116,045	\$ -	20.82%
<b>660 Veterans' Commission</b>	<b>\$ 21,947</b>	<b>\$ 340,836</b>	<b>\$ 340,836</b>	<b>\$ 66,383</b>	<b>\$ -</b>	<b>19.48%</b>
380 Veterans' Commission	\$ 21,947	\$ 340,836	\$ 340,836	\$ 66,383	\$ -	19.48%
<b>670 Environmental Management</b>	<b>\$ 52,604</b>	<b>\$ 1,001,166</b>	<b>\$ 1,001,166</b>	<b>\$ 166,699</b>	<b>\$ 490,573</b>	<b>16.65%</b>
001 General Fund	\$ 38,177	\$ 497,300	\$ 497,300	\$ 114,250	\$ -	22.97%
420 Stormwater Management	\$ 1,236	\$ 128,034	\$ 128,034	\$ 2,988	\$ -	2.33%
650 Enterprise Surcharge	\$ 13,190	\$ 322,832	\$ 322,832	\$ 49,461	\$ 88,678	15.32%
651 Enterprise General	\$ -	\$ 53,000	\$ 53,000	\$ -	\$ 401,896	0.00%
<b>690 Development</b>	<b>\$ 222,985</b>	<b>\$ 7,939,459</b>	<b>\$ 7,936,079</b>	<b>\$ 785,476</b>	<b>\$ 213,638</b>	<b>9.90%</b>
001 General Fund	\$ 83,924	\$ 1,133,120	\$ 1,133,120	\$ 277,957	\$ -	24.53%
400 Economic Development	\$ 4,785	\$ 129,063	\$ 129,063	\$ 29,356	\$ -	22.75%
401 Community Dev Block Program	\$ 26,788	\$ 2,738,085	\$ 2,738,085	\$ 114,130	\$ -	4.17%
402 HOME Program	\$ 5,873	\$ 1,649,333	\$ 1,649,333	\$ 86,578	\$ -	5.25%
403 Unincorporated Stormwater Mgmt	\$ -	\$ 55,000	\$ 55,000	\$ -	\$ -	0.00%
404 Homeless Management Info Systems	\$ 7,682	\$ 163,244	\$ 163,244	\$ 22,326	\$ -	13.68%
405 Cost Share Drainage	\$ 575	\$ 233,888	\$ 230,513	\$ 33,380	\$ 124,119	14.48%
406 OCR & Recovery Act Programs	\$ 1,329	\$ 100,997	\$ 100,997	\$ 36,881	\$ -	36.52%
407 Quality of Kane Grants	\$ -	\$ 30,110	\$ 30,110	\$ -	\$ -	0.00%
408 Neighborhood Stabilization Progr	\$ -	\$ -	\$ -	\$ 52	\$ -	N/A
409 Continuum of Care Planning Grant	\$ 3,705	\$ 78,441	\$ 78,441	\$ 11,177	\$ -	14.25%
410 Elgin CDBG	\$ 16,686	\$ 331,630	\$ 331,630	\$ 26,125	\$ -	7.88%
415 Homeless Prevention Program	\$ 6,104	\$ 377,662	\$ 377,662	\$ 74,994	\$ -	19.86%
425 Blighted Structure Demolition	\$ -	\$ 120,000	\$ 120,000	\$ -	\$ -	0.00%
435 Growing for Kane	\$ 3,000	\$ 28,746	\$ 28,746	\$ 3,000	\$ -	10.44%
520 Mill Creek Special Service Area	\$ 56,223	\$ 750,235	\$ 750,235	\$ 63,211	\$ 89,519	8.43%
521 Bowes Creek Special Service Area	\$ -	\$ 5	\$ -	\$ -	\$ -	N/A
5302 Shirewood Farm SSA SW39	\$ -	\$ 110	\$ 110	\$ -	\$ -	0.00%
5304 Wildwood West SBA SW41	\$ 6,310	\$ 1,665	\$ 1,665	\$ 6,310	\$ -	378.98%
5306 Cheval DeSelle Venetian SBA SW43	\$ -	\$ 5,200	\$ 5,200	\$ -	\$ -	0.00%
5308 Plank Road Estates SBA SW45	\$ -	\$ 3,430	\$ 3,430	\$ -	\$ -	0.00%
5310 Exposition View SBA SW47	\$ -	\$ 4,105	\$ 4,105	\$ -	\$ -	0.00%
5311 Pasadena Drive SBA SW48	\$ -	\$ 2,880	\$ 2,880	\$ -	\$ -	0.00%
5312 Tamara Dittman SBA SW 50	\$ -	\$ 2,510	\$ 2,510	\$ -	\$ -	0.00%

**Kane County Expenditure Report - Summary**  
**Through February 28, 2021 (25.0% YTD, 23.08% Payroll Expense through Pay Period Ending 02/20/2021)**

	Current Month	Total Amended	Total Amended	YTD Actual	YTD	Total % Used
	Transactions	Budget	excluding Net	Transactions	Encumbrances	
			Income			
<b>760 Debt Service</b>	<b>\$ 550</b>	<b>\$ 8,739,916</b>	<b>\$ 8,734,623</b>	<b>\$ 7,683,203</b>	<b>\$ -</b>	<b>87.96%</b>
601 Public Building Commission	\$ -	\$ 79,376	\$ 75,000	\$ 75,000	\$ -	100.00%
610 Capital Improvement Debt Service	\$ -	\$ 200,517	\$ 200,517	\$ 99,416	\$ -	49.58%
620 Motor Fuel Tax Debt Service	\$ -	\$ 3,407,150	\$ 3,407,150	\$ 3,407,150	\$ -	100.00%
622 Recovery Zone Bond Debt Service	\$ 550	\$ 854,053	\$ 853,136	\$ 826,203	\$ -	96.84%
623 JJC/AJC Refunding Debt Service	\$ -	\$ 2,980,050	\$ 2,980,050	\$ 2,666,050	\$ -	89.46%
625 Longmeadow Debt Srv - Cap Int	\$ -	\$ 1,218,770	\$ 1,218,770	\$ 609,384	\$ -	50.00%
<b>800 Other- Countywide Expenses</b>	<b>\$ 2,609,630</b>	<b>\$ 77,936,365</b>	<b>\$ 77,052,828</b>	<b>\$ 19,540,562</b>	<b>\$ 667,533</b>	<b>25.36%</b>
001 General Fund	\$ 245,664	\$ 8,358,052	\$ 8,358,052	\$ 6,313,933	\$ 86,677	75.54%
100 County Automation	\$ -	\$ 15,000	\$ 15,000	\$ -	\$ -	0.00%
110 Illinois Municipal Retirement	\$ 538,011	\$ 7,173,461	\$ 7,173,461	\$ 1,621,349	\$ -	22.60%
111 FICA/Social Security	\$ 318,156	\$ 4,365,177	\$ 4,365,177	\$ 955,037	\$ -	21.88%
112 Special Reserve	\$ -	\$ 8,892,792	\$ 8,571,491	\$ 150,500	\$ -	1.76%
113 Emergency Reserve	\$ -	\$ 20,688	\$ -	\$ -	\$ -	N/A
114 Property Tax Freeze Protection	\$ -	\$ 2,558,000	\$ 2,530,000	\$ 2,530,000	\$ -	100.00%
125 Public Safety Sales Tax	\$ 79,554	\$ 3,005,201	\$ 2,539,338	\$ 672,673	\$ 175,969	26.49%
127 Judicial Technology Sales Tax	\$ 29,795	\$ 980,600	\$ 932,915	\$ 108,739	\$ -	11.66%
353 Coronavirus Relief Fund	\$ 95,831	\$ 14,252,861	\$ 14,252,861	\$ 2,283,957	\$ -	16.02%
500 Capital Projects	\$ 1,193,367	\$ 3,977,656	\$ 3,977,656	\$ 2,299,036	\$ 123,651	57.80%
501 Judicial Facility Construction	\$ -	\$ 408,000	\$ 408,000	\$ -	\$ -	0.00%
510 Capital Improvement Bond Const	\$ 14,432	\$ 5,000,000	\$ 5,000,000	\$ 1,045,868	\$ 281,237	20.92%
652 Health Insurance Fund	\$ 94,820	\$ 18,928,877	\$ 18,928,877	\$ 1,559,471	\$ -	8.24%
<b>900 Contingency</b>	<b>\$ -</b>	<b>\$ 1,010,648</b>	<b>\$ 997,500</b>	<b>\$ -</b>	<b>\$ -</b>	<b>0.00%</b>
001 General Fund	\$ -	\$ 997,500	\$ 997,500	\$ -	\$ -	0.00%
660 Working Cash	\$ -	\$ 13,148	\$ -	\$ -	\$ -	N/A
<b>Grand Total</b>	<b>\$ 13,391,748</b>	<b>\$ 306,128,786</b>	<b>\$ 303,296,276</b>	<b>\$ 64,633,015</b>	<b>\$ 75,471,506</b>	<b>21.31%</b>

**Kane County Expenditure Report - Detail**  
**Through February 28, 2021 (25.0% YTD, 23.08% Payroll Expense through Pay Period Ending 02/20/2021)**

	Current Month	Total Amended	Total Amended	YTD Actual	YTD	Total % Used
	Transactions	Budget	excluding Net	Transactions	Encumbrances	
			Income			
<b>010 County Board</b>	\$ 99,277	\$ 6,864,441	\$ 5,458,210	\$ 2,422,531	\$ (0)	44.38%
<b>001 General Fund</b>	\$ 87,926	\$ 1,325,434	\$ 1,325,434	\$ 281,426	\$ (0)	21.23%
Personnel Services- Salaries & Wages	\$ 66,056	\$ 935,023	\$ 935,023	\$ 208,582	\$ -	22.31%
Personnel Services- Employee Benefits	\$ 18,479	\$ 320,244	\$ 320,244	\$ 57,826	\$ -	18.06%
Contractual Services	\$ 2,400	\$ 62,667	\$ 62,667	\$ 11,673	\$ -	18.63%
Commodities	\$ 991	\$ 7,500	\$ 7,500	\$ 3,345	\$ (0)	44.60%
<b>120 Grand Victoria Casino Elgin</b>	\$ 7,009	\$ 4,229,074	\$ 2,822,843	\$ 2,127,026	\$ -	75.35%
Personnel Services- Salaries & Wages	\$ 3,968	\$ 51,740	\$ 51,740	\$ 9,728	\$ -	18.80%
Personnel Services- Employee Benefits	\$ 2,573	\$ 68,148	\$ 68,148	\$ 6,059	\$ -	8.89%
Contractual Services	\$ 439	\$ 587,238	\$ 587,238	\$ 823	\$ -	0.14%
Commodities	\$ 28	\$ 5,447	\$ 5,447	\$ 146	\$ -	2.69%
Contingency and Other	\$ -	\$ 1,406,231	\$ -	\$ -	\$ -	N/A
Transfers Out	\$ -	\$ 2,110,270	\$ 2,110,270	\$ 2,110,270	\$ -	100.00%
<b>430 Farmland Preservation</b>	\$ 4,342	\$ 1,309,933	\$ 1,309,933	\$ 14,078	\$ -	1.07%
Personnel Services- Salaries & Wages	\$ 3,608	\$ 49,023	\$ 49,023	\$ 12,147	\$ -	24.78%
Personnel Services- Employee Benefits	\$ 486	\$ 9,631	\$ 9,631	\$ 1,559	\$ -	16.19%
Contractual Services	\$ 248	\$ 91,279	\$ 91,279	\$ 373	\$ -	0.41%
Capital	\$ -	\$ 1,160,000	\$ 1,160,000	\$ -	\$ -	0.00%
<b>040 Finance</b>	\$ 103,033	\$ 1,107,084	\$ 1,107,084	\$ 251,867	\$ 87,650	22.75%
<b>001 General Fund</b>	\$ 103,033	\$ 1,107,084	\$ 1,107,084	\$ 251,867	\$ 87,650	22.75%
Personnel Services- Salaries & Wages	\$ 60,219	\$ 796,974	\$ 796,974	\$ 181,177	\$ -	22.73%
Personnel Services- Employee Benefits	\$ 15,896	\$ 185,747	\$ 185,747	\$ 43,120	\$ -	23.21%
Contractual Services	\$ 23,982	\$ 119,513	\$ 119,513	\$ 24,379	\$ 87,650	20.40%
Commodities	\$ 2,936	\$ 4,850	\$ 4,850	\$ 3,191	\$ -	65.80%
<b>060 Information Technologies</b>	\$ 360,564	\$ 6,540,047	\$ 6,540,047	\$ 1,496,280	\$ 144,628	22.88%
<b>001 General Fund</b>	\$ 272,488	\$ 4,285,333	\$ 4,285,333	\$ 892,828	\$ 19,828	20.83%
Personnel Services- Salaries & Wages	\$ 214,646	\$ 2,955,340	\$ 2,955,340	\$ 644,150	\$ -	21.80%
Personnel Services- Employee Benefits	\$ 41,992	\$ 570,948	\$ 570,948	\$ 124,865	\$ -	21.87%
Contractual Services	\$ 7,863	\$ 649,395	\$ 649,395	\$ 101,621	\$ 18,640	15.65%
Commodities	\$ 7,987	\$ 109,650	\$ 109,650	\$ 22,193	\$ 1,188	20.24%
<b>101 Geographic Information Systems</b>	\$ 79,886	\$ 1,862,131	\$ 1,862,131	\$ 529,060	\$ 94,800	28.41%
Personnel Services- Salaries & Wages	\$ 57,514	\$ 759,616	\$ 759,616	\$ 172,532	\$ -	22.71%
Personnel Services- Employee Benefits	\$ 20,763	\$ 265,060	\$ 265,060	\$ 61,791	\$ -	23.31%
Contractual Services	\$ 798	\$ 657,679	\$ 657,679	\$ 232,518	\$ 94,800	35.35%
Commodities	\$ 811	\$ 38,200	\$ 38,200	\$ 15,414	\$ 0	40.35%
Capital	\$ -	\$ 99,272	\$ 99,272	\$ 4,500	\$ -	4.53%
Transfers Out	\$ -	\$ 42,304	\$ 42,304	\$ 42,304	\$ -	100.00%
<b>385 IL Counties Information Mgmt</b>	\$ -	\$ 8,000	\$ 8,000	\$ -	\$ -	0.00%
Contractual Services	\$ -	\$ 8,000	\$ 8,000	\$ -	\$ -	0.00%
<b>390 Web Technical Services</b>	\$ 8,190	\$ 384,583	\$ 384,583	\$ 74,392	\$ 30,000	19.34%
Contractual Services	\$ 8,190	\$ 384,583	\$ 384,583	\$ 74,392	\$ -	19.34%
Commodities	\$ -	\$ -	\$ -	\$ -	\$ 30,000	N/A
<b>080 Building Management</b>	\$ 374,293	\$ 5,604,558	\$ 5,604,558	\$ 1,012,003	\$ 615	18.06%
<b>001 General Fund</b>	\$ 374,293	\$ 5,604,558	\$ 5,604,558	\$ 1,012,003	\$ 615	18.06%
Personnel Services- Salaries & Wages	\$ 87,174	\$ 1,417,413	\$ 1,417,413	\$ 266,925	\$ -	18.83%
Personnel Services- Employee Benefits	\$ 16,200	\$ 404,689	\$ 404,689	\$ 55,800	\$ -	13.79%
Contractual Services	\$ 154,752	\$ 1,915,655	\$ 1,915,655	\$ 436,019	\$ 615	22.76%
Commodities	\$ 116,167	\$ 1,866,801	\$ 1,866,801	\$ 253,260	\$ -	13.57%
<b>120 Human Resource Management</b>	\$ 88,303	\$ 4,410,726	\$ 4,410,726	\$ 2,322,133	\$ 958	52.65%
<b>001 General Fund</b>	\$ 16,942	\$ 308,907	\$ 308,907	\$ 48,123	\$ 218	15.58%
Personnel Services- Salaries & Wages	\$ 12,142	\$ 204,467	\$ 204,467	\$ 36,426	\$ -	17.82%
Personnel Services- Employee Benefits	\$ 2,412	\$ 62,542	\$ 62,542	\$ 6,627	\$ -	10.60%
Contractual Services	\$ 2,122	\$ 35,598	\$ 35,598	\$ 2,859	\$ -	8.03%
Commodities	\$ 266	\$ 6,300	\$ 6,300	\$ 2,211	\$ 218	35.09%

**Kane County Expenditure Report - Detail**  
**Through February 28, 2021 (25.0% YTD, 23.08% Payroll Expense through Pay Period Ending 02/20/2021)**

	Current Month Transactions	Total Amended Budget	Total Amended Budget excluding Net Income	YTD Actual Transactions	YTD Encumbrances	Total % Used
<b>010 Insurance Liability</b>	\$ 71,362	\$ 4,100,835	\$ 4,100,835	\$ 2,274,011	\$ 740	55.45%
Personnel Services- Salaries & Wages	\$ 8,816	\$ 139,766	\$ 139,766	\$ 26,448	\$ -	18.92%
Personnel Services- Employee Benefits	\$ 1,982	\$ 39,002	\$ 39,002	\$ 6,119	\$ -	15.69%
Contractual Services	\$ 60,564	\$ 3,922,067	\$ 3,922,067	\$ 2,241,457	\$ 639	57.15%
Commodities	\$ -	\$ -	\$ -	\$ (13)	\$ 101	N/A
<b>246 Employee Events Fund</b>	\$ -	\$ 984	\$ 984	\$ -	\$ -	0.00%
Commodities	\$ -	\$ 984	\$ 984	\$ -	\$ -	0.00%
<b>140 County Auditor</b>	\$ 20,761	\$ 299,097	\$ 299,097	\$ 62,435	\$ -	20.87%
<b>001 General Fund</b>	\$ 20,761	\$ 299,097	\$ 299,097	\$ 62,435	\$ -	20.87%
Personnel Services- Salaries & Wages	\$ 18,489	\$ 244,093	\$ 244,093	\$ 55,610	\$ -	22.78%
Personnel Services- Employee Benefits	\$ 2,269	\$ 37,694	\$ 37,694	\$ 6,800	\$ -	18.04%
Contractual Services	\$ -	\$ 16,060	\$ 16,060	\$ 17	\$ -	0.11%
Commodities	\$ 3	\$ 1,250	\$ 1,250	\$ 8	\$ -	0.60%
<b>150 Treasurer/Collector</b>	\$ 66,903	\$ 900,723	\$ 900,723	\$ 179,109	\$ 3,793	19.88%
<b>001 General Fund</b>	\$ 66,903	\$ 731,528	\$ 731,528	\$ 177,829	\$ 2,887	24.31%
Personnel Services- Salaries & Wages	\$ 43,613	\$ 594,933	\$ 594,933	\$ 136,491	\$ -	22.94%
Personnel Services- Employee Benefits	\$ 7,037	\$ 108,713	\$ 108,713	\$ 22,393	\$ -	20.60%
Contractual Services	\$ 15,936	\$ 23,500	\$ 23,500	\$ 16,579	\$ -	70.55%
Commodities	\$ 318	\$ 4,382	\$ 4,382	\$ 2,365	\$ 2,887	53.97%
<b>150 Tax Sale Automation</b>	\$ -	\$ 148,195	\$ 148,195	\$ 1,280	\$ 906	0.86%
Personnel Services- Salaries & Wages	\$ -	\$ 35,000	\$ 35,000	\$ -	\$ -	0.00%
Personnel Services- Employee Benefits	\$ -	\$ 2,680	\$ 2,680	\$ -	\$ -	0.00%
Contractual Services	\$ -	\$ 67,015	\$ 67,015	\$ 850	\$ -	1.27%
Commodities	\$ -	\$ 10,000	\$ 10,000	\$ -	\$ -	0.00%
Capital	\$ -	\$ 33,500	\$ 33,500	\$ 430	\$ 906	1.28%
<b>268 Sale &amp; Error</b>	\$ -	\$ 21,000	\$ 21,000	\$ -	\$ -	0.00%
Transfers Out	\$ -	\$ 21,000	\$ 21,000	\$ -	\$ -	0.00%
<b>170 Supervisor of Assessments</b>	\$ 91,334	\$ 1,263,205	\$ 1,263,205	\$ 259,366	\$ 8,791	20.53%
<b>001 General Fund</b>	\$ 91,334	\$ 1,263,205	\$ 1,263,205	\$ 259,366	\$ 8,791	20.53%
Personnel Services- Salaries & Wages	\$ 63,948	\$ 874,073	\$ 874,073	\$ 192,744	\$ -	22.05%
Personnel Services- Employee Benefits	\$ 17,301	\$ 238,745	\$ 238,745	\$ 51,774	\$ -	21.69%
Contractual Services	\$ 7,510	\$ 130,712	\$ 130,712	\$ 9,547	\$ 4,615	7.30%
Commodities	\$ 2,575	\$ 19,675	\$ 19,675	\$ 5,300	\$ 4,176	26.94%
<b>190 County Clerk</b>	\$ 274,506	\$ 4,042,261	\$ 3,961,339	\$ 696,880	\$ 682	17.59%
<b>001 General Fund</b>	\$ 274,506	\$ 4,042,261	\$ 3,961,339	\$ 696,880	\$ 682	17.59%
Personnel Services- Salaries & Wages	\$ 191,219	\$ 2,414,112	\$ 2,414,112	\$ 464,672	\$ -	19.25%
Personnel Services- Employee Benefits	\$ 23,638	\$ 305,739	\$ 305,739	\$ 69,978	\$ -	22.89%
Contractual Services	\$ 39,820	\$ 555,310	\$ 555,310	\$ 78,028	\$ -	14.05%
Commodities	\$ 8,714	\$ 592,100	\$ 592,100	\$ 58,223	\$ 682	9.83%

**Kane County Expenditure Report - Detail**  
**Through February 28, 2021 (25.0% YTD, 23.08% Payroll Expense through Pay Period Ending 02/20/2021)**

	Current Month	Total Amended	Total Amended	YTD Actual	YTD	Total % Used
	Transactions	Budget	excluding Net	Transactions	Encumbrances	
			Income			
<b>160 Vital Records Automation</b>	<b>\$ 11,115</b>	<b>\$ 174,900</b>	<b>\$ 94,078</b>	<b>\$ 25,978</b>	<b>\$ -</b>	<b>27.61%</b>
Personnel Services- Salaries & Wages	\$ 2,969	\$ 38,753	\$ 38,753	\$ 8,903	\$ -	22.97%
Personnel Services- Employee Benefits	\$ 774	\$ 9,909	\$ 9,909	\$ 2,315	\$ -	23.36%
Contractual Services	\$ 9	\$ 27,916	\$ 27,916	\$ 33	\$ -	0.12%
Commodities	\$ -	\$ 10,000	\$ 10,000	\$ -	\$ -	0.00%
Contingency and Other	\$ -	\$ 80,822	\$ -	\$ -	\$ -	N/A
Capital	\$ 7,364	\$ 7,500	\$ 7,500	\$ 14,727	\$ -	196.36%
<b>161 Election Equipment Fund</b>	<b>\$ -</b>	<b>\$ 100</b>	<b>\$ -</b>	<b>\$ -</b>	<b>\$ -</b>	<b>N/A</b>
Contingency and Other	\$ -	\$ 100	\$ -	\$ -	\$ -	N/A
<b>210 Recorder</b>	<b>\$ 69,930</b>	<b>\$ 1,874,271</b>	<b>\$ 1,874,271</b>	<b>\$ 595,296</b>	<b>\$ -</b>	<b>31.76%</b>
<b>001 General Fund</b>	<b>\$ 53,383</b>	<b>\$ 828,064</b>	<b>\$ 828,064</b>	<b>\$ 160,195</b>	<b>\$ -</b>	<b>19.35%</b>
Personnel Services- Salaries & Wages	\$ 44,579	\$ 657,747	\$ 657,747	\$ 133,706	\$ -	20.33%
Personnel Services- Employee Benefits	\$ 8,776	\$ 165,904	\$ 165,904	\$ 26,232	\$ -	15.81%
Contractual Services	\$ 29	\$ 2,343	\$ 2,343	\$ 163	\$ -	6.94%
Commodities	\$ -	\$ 2,070	\$ 2,070	\$ 95	\$ -	4.57%
<b>170 Recorder's Automation</b>	<b>\$ 16,547</b>	<b>\$ 1,046,207</b>	<b>\$ 1,046,207</b>	<b>\$ 435,101</b>	<b>\$ -</b>	<b>41.59%</b>
Personnel Services- Salaries & Wages	\$ 11,717	\$ 212,202	\$ 212,202	\$ 35,138	\$ -	16.56%
Personnel Services- Employee Benefits	\$ 4,266	\$ 93,708	\$ 93,708	\$ 12,774	\$ -	13.63%
Contractual Services	\$ 17	\$ 450,065	\$ 450,065	\$ 331,026	\$ -	73.55%
Commodities	\$ 547	\$ 165,232	\$ 165,232	\$ 6,164	\$ -	3.73%
Capital	\$ -	\$ 125,000	\$ 125,000	\$ 50,000	\$ -	40.00%
<b>230 Regional Office of Education</b>	<b>\$ 33,845</b>	<b>\$ 320,825</b>	<b>\$ 320,825</b>	<b>\$ 81,828</b>	<b>\$ -</b>	<b>25.51%</b>
<b>001 General Fund</b>	<b>\$ 33,845</b>	<b>\$ 320,825</b>	<b>\$ 320,825</b>	<b>\$ 81,828</b>	<b>\$ -</b>	<b>25.51%</b>
Personnel Services- Salaries & Wages	\$ 28,620	\$ 263,893	\$ 263,893	\$ 66,282	\$ -	25.12%
Personnel Services- Employee Benefits	\$ 5,225	\$ 52,357	\$ 52,357	\$ 15,546	\$ -	29.69%
Contractual Services	\$ -	\$ 4,575	\$ 4,575	\$ -	\$ -	0.00%
<b>240 Judiciary and Courts</b>	<b>\$ 682,937</b>	<b>\$ 3,885,864</b>	<b>\$ 3,878,514</b>	<b>\$ 1,142,355</b>	<b>\$ 1,942</b>	<b>29.45%</b>
<b>001 General Fund</b>	<b>\$ 217,074</b>	<b>\$ 3,196,446</b>	<b>\$ 3,196,446</b>	<b>\$ 638,750</b>	<b>\$ 1,942</b>	<b>19.98%</b>
Personnel Services- Salaries & Wages	\$ 118,119	\$ 1,622,809	\$ 1,622,809	\$ 351,757	\$ -	21.68%
Personnel Services- Employee Benefits	\$ 31,457	\$ 350,144	\$ 350,144	\$ 91,029	\$ -	26.00%
Contractual Services	\$ 66,286	\$ 1,252,650	\$ 1,252,650	\$ 175,196	\$ -	13.99%
Commodities	\$ 1,212	\$ 77,250	\$ 77,250	\$ 4,517	\$ 1,942	5.85%
Capital	\$ -	\$ -	\$ -	\$ 16,250	\$ -	N/A
Services	\$ -	\$ (106,407)	\$ (106,407)	\$ -	\$ -	0.00%
<b>195 Children's Waiting Room</b>	<b>\$ 465,863</b>	<b>\$ 603,618</b>	<b>\$ 603,618</b>	<b>\$ 503,546</b>	<b>\$ -</b>	<b>83.42%</b>
Contractual Services	\$ -	\$ 125,755	\$ 125,755	\$ 31,683	\$ -	25.19%
Transfers Out	\$ 465,863	\$ 477,863	\$ 477,863	\$ 471,863	\$ -	98.74%
<b>196 D.U.I.</b>	<b>\$ -</b>	<b>\$ 12,580</b>	<b>\$ 5,230</b>	<b>\$ -</b>	<b>\$ -</b>	<b>0.00%</b>
Contractual Services	\$ -	\$ 5,230	\$ 5,230	\$ -	\$ -	0.00%
Contingency and Other	\$ -	\$ 7,350	\$ -	\$ -	\$ -	N/A
<b>197 Foreclosure Mediation Fund</b>	<b>\$ -</b>	<b>\$ 58,590</b>	<b>\$ 58,590</b>	<b>\$ 60</b>	<b>\$ -</b>	<b>0.10%</b>
Contractual Services	\$ -	\$ 56,590	\$ 56,590	\$ 60	\$ -	0.11%
Commodities	\$ -	\$ 2,000	\$ 2,000	\$ -	\$ -	0.00%

**Kane County Expenditure Report - Detail**  
**Through February 28, 2021 (25.0% YTD, 23.08% Payroll Expense through Pay Period Ending 02/20/2021)**

	Current Month	Total Amended	Total Amended	YTD Actual	YTD	Total % Used
	Transactions	Budget	excluding Net	Transactions	Encumbrances	
			Income			
<b>492 Marriage Fees</b>	\$ -	\$ 14,630	\$ 14,630	\$ -	\$ -	<b>0.00%</b>
Commodities	\$ -	\$ 14,630	\$ 14,630	\$ -	\$ -	0.00%
<b>250 Circuit Clerk</b>	\$ 453,023	\$ 7,578,607	\$ 7,470,765	\$ 1,436,324	\$ -	<b>19.23%</b>
<b>001 General Fund</b>	\$ 257,966	\$ 3,868,778	\$ 3,868,778	\$ 772,530	\$ -	<b>19.97%</b>
Personnel Services- Salaries & Wages	\$ 206,622	\$ 3,015,436	\$ 3,015,436	\$ 615,252	\$ -	20.40%
Personnel Services- Employee Benefits	\$ 45,227	\$ 678,697	\$ 678,697	\$ 135,444	\$ -	19.96%
Contractual Services	\$ 5,378	\$ 107,885	\$ 107,885	\$ 6,840	\$ -	6.34%
Commodities	\$ 739	\$ 66,760	\$ 66,760	\$ 14,994	\$ -	22.46%
<b>200 Court Automation</b>	\$ 65,622	\$ 1,314,961	\$ 1,314,961	\$ 255,120	\$ -	<b>19.40%</b>
Personnel Services- Salaries & Wages	\$ 40,321	\$ 468,621	\$ 468,621	\$ 121,714	\$ -	25.97%
Personnel Services- Employee Benefits	\$ 16,873	\$ 187,648	\$ 187,648	\$ 50,684	\$ -	27.01%
Contractual Services	\$ 8,427	\$ 237,562	\$ 237,562	\$ 82,722	\$ -	34.82%
Commodities	\$ -	\$ 111,630	\$ 111,630	\$ -	\$ -	0.00%
Capital	\$ -	\$ 10,500	\$ 10,500	\$ -	\$ -	0.00%
Transfers Out	\$ -	\$ 299,000	\$ 299,000	\$ -	\$ -	0.00%
<b>201 Court Document Storage</b>	\$ 80,888	\$ 1,444,833	\$ 1,444,833	\$ 261,324	\$ -	<b>18.09%</b>
Personnel Services- Salaries & Wages	\$ 50,216	\$ 732,068	\$ 732,068	\$ 161,381	\$ -	22.04%
Personnel Services- Employee Benefits	\$ 26,415	\$ 411,097	\$ 411,097	\$ 83,361	\$ -	20.28%
Contractual Services	\$ 1,799	\$ 248,854	\$ 248,854	\$ 13,525	\$ -	5.43%
Commodities	\$ 2,459	\$ 52,814	\$ 52,814	\$ 3,057	\$ -	5.79%
<b>202 Child Support</b>	\$ 7,497	\$ 152,539	\$ 152,539	\$ 22,460	\$ -	<b>14.72%</b>
Personnel Services- Salaries & Wages	\$ 5,563	\$ 99,992	\$ 99,992	\$ 16,667	\$ -	16.67%
Personnel Services- Employee Benefits	\$ 1,933	\$ 35,348	\$ 35,348	\$ 5,792	\$ -	16.39%
Contractual Services	\$ -	\$ 16,899	\$ 16,899	\$ -	\$ -	0.00%
Commodities	\$ -	\$ 300	\$ 300	\$ -	\$ -	0.00%
<b>203 Circuit Clerk Admin Services</b>	\$ 22,151	\$ 489,275	\$ 401,533	\$ 67,907	\$ -	<b>16.91%</b>
Personnel Services- Salaries & Wages	\$ 15,496	\$ 247,835	\$ 247,835	\$ 47,360	\$ -	19.11%
Personnel Services- Employee Benefits	\$ 6,654	\$ 103,601	\$ 103,601	\$ 20,504	\$ -	19.79%
Contractual Services	\$ -	\$ 30,097	\$ 30,097	\$ -	\$ -	0.00%
Commodities	\$ -	\$ 20,000	\$ 20,000	\$ 43	\$ -	0.22%
Contingency and Other	\$ -	\$ 87,742	\$ -	\$ -	\$ -	N/A
<b>204 Circuit Clk Electronic Citation</b>	\$ 18,900	\$ 278,121	\$ 278,121	\$ 56,984	\$ -	<b>20.49%</b>
Personnel Services- Salaries & Wages	\$ 12,231	\$ 158,884	\$ 158,884	\$ 36,693	\$ -	23.09%
Personnel Services- Employee Benefits	\$ 6,668	\$ 94,102	\$ 94,102	\$ 20,241	\$ -	21.51%
Contractual Services	\$ -	\$ 23,389	\$ 23,389	\$ 50	\$ -	0.21%
Commodities	\$ -	\$ 1,746	\$ 1,746	\$ -	\$ -	0.00%
<b>205 Circuit Ct Clerk Op and Admin</b>	\$ -	\$ 30,100	\$ 10,000	\$ -	\$ -	<b>0.00%</b>
Commodities	\$ -	\$ 10,000	\$ 10,000	\$ -	\$ -	0.00%
Contingency and Other	\$ -	\$ 20,100	\$ -	\$ -	\$ -	N/A

**Kane County Expenditure Report - Detail**  
**Through February 28, 2021 (25.0% YTD, 23.08% Payroll Expense through Pay Period Ending 02/20/2021)**

	Current Month	Total Amended	Total Amended	YTD Actual	YTD	Total % Used
	Transactions	Budget	excluding Net	Transactions	Encumbrances	
			Income			
<b>300 State's Attorney</b>	\$ 738,394	\$ 11,122,716	\$ 11,100,372	\$ 2,187,605	\$ (0)	19.71%
<b>001 General Fund</b>	\$ 418,596	\$ 6,236,054	\$ 6,236,054	\$ 1,246,443	\$ -	19.99%
Personnel Services- Salaries & Wages	\$ 325,371	\$ 4,701,970	\$ 4,701,970	\$ 964,469	\$ -	20.51%
Personnel Services- Employee Benefits	\$ 75,940	\$ 1,073,915	\$ 1,073,915	\$ 225,815	\$ -	21.03%
Contractual Services	\$ 7,715	\$ 317,661	\$ 317,661	\$ 27,203	\$ -	8.56%
Commodities	\$ 9,569	\$ 142,508	\$ 142,508	\$ 28,956	\$ -	20.32%
<b>010 Insurance Liability</b>	\$ 123,109	\$ 1,658,704	\$ 1,658,704	\$ 360,784	\$ (0)	21.75%
Personnel Services- Salaries & Wages	\$ 87,022	\$ 949,013	\$ 949,013	\$ 251,334	\$ -	26.48%
Personnel Services- Employee Benefits	\$ 31,869	\$ 372,980	\$ 372,980	\$ 89,458	\$ -	23.98%
Contractual Services	\$ 4,166	\$ 329,911	\$ 329,911	\$ 17,938	\$ -	5.44%
Commodities	\$ 51	\$ 6,800	\$ 6,800	\$ 2,053	\$ -	30.20%
Capital	\$ -	\$ -	\$ -	\$ -	\$ (0)	N/A
<b>220 Title IV-D</b>	\$ 52,364	\$ 746,891	\$ 741,631	\$ 155,220	\$ -	20.93%
Personnel Services- Salaries & Wages	\$ 38,026	\$ 516,163	\$ 516,163	\$ 113,072	\$ -	21.91%
Personnel Services- Employee Benefits	\$ 14,338	\$ 190,699	\$ 190,699	\$ 41,971	\$ -	22.01%
Contractual Services	\$ -	\$ 34,769	\$ 34,769	\$ -	\$ -	0.00%
Commodities	\$ -	\$ -	\$ -	\$ 176	\$ -	N/A
Contingency and Other	\$ -	\$ 5,260	\$ -	\$ -	\$ -	N/A
<b>221 Drug Prosecution</b>	\$ 22,430	\$ 312,744	\$ 310,927	\$ 67,926	\$ -	21.85%
Personnel Services- Salaries & Wages	\$ 15,925	\$ 207,945	\$ 207,945	\$ 48,503	\$ -	23.32%
Personnel Services- Employee Benefits	\$ 6,504	\$ 91,609	\$ 91,609	\$ 19,423	\$ -	21.20%
Contractual Services	\$ -	\$ 11,373	\$ 11,373	\$ -	\$ -	0.00%
Contingency and Other	\$ -	\$ 1,817	\$ -	\$ -	\$ -	N/A
<b>222 Victim Coordinator Services</b>	\$ 15,634	\$ 164,650	\$ 163,443	\$ 48,225	\$ -	29.51%
Personnel Services- Salaries & Wages	\$ 11,005	\$ 103,295	\$ 103,295	\$ 33,972	\$ -	32.89%
Personnel Services- Employee Benefits	\$ 4,629	\$ 52,193	\$ 52,193	\$ 14,253	\$ -	27.31%
Contractual Services	\$ -	\$ 7,955	\$ 7,955	\$ -	\$ -	0.00%
Contingency and Other	\$ -	\$ 1,207	\$ -	\$ -	\$ -	N/A
<b>223 Domestic Violence</b>	\$ 22,794	\$ 261,865	\$ 260,522	\$ 67,670	\$ -	25.97%
Personnel Services- Salaries & Wages	\$ 16,622	\$ 229,208	\$ 229,208	\$ 49,928	\$ -	21.78%
Personnel Services- Employee Benefits	\$ 6,172	\$ 78,348	\$ 78,348	\$ 17,743	\$ -	22.65%
Contractual Services	\$ -	\$ 13,760	\$ 13,760	\$ -	\$ -	0.00%
Commodities	\$ -	\$ 215	\$ 215	\$ -	\$ -	0.00%
Contingency and Other	\$ -	\$ 1,343	\$ -	\$ -	\$ -	N/A
Services	\$ -	\$ (61,009)	\$ (61,009)	\$ -	\$ -	0.00%
<b>225 Auto Theft Task Force</b>	\$ -	\$ 339	\$ -	\$ -	\$ -	N/A
Contingency and Other	\$ -	\$ 339	\$ -	\$ -	\$ -	N/A
<b>230 Child Advocacy Center</b>	\$ 81,297	\$ 1,190,756	\$ 1,190,756	\$ 234,835	\$ -	19.72%
Personnel Services- Salaries & Wages	\$ 54,563	\$ 852,397	\$ 852,397	\$ 157,855	\$ -	18.52%
Personnel Services- Employee Benefits	\$ 21,626	\$ 354,141	\$ 354,141	\$ 63,230	\$ -	17.85%
Contractual Services	\$ 5,017	\$ 107,391	\$ 107,391	\$ 10,906	\$ -	10.16%
Commodities	\$ 92	\$ 23,800	\$ 23,800	\$ 2,844	\$ -	11.95%
Services	\$ -	\$ (146,973)	\$ (146,973)	\$ -	\$ -	0.00%
<b>231 Equitable Sharing Program</b>	\$ -	\$ 55,000	\$ 55,000	\$ -	\$ -	0.00%
Contractual Services	\$ -	\$ 20,000	\$ 20,000	\$ -	\$ -	0.00%
Commodities	\$ -	\$ 35,000	\$ 35,000	\$ -	\$ -	0.00%
<b>232 State's Atty Records Automation</b>	\$ 2,171	\$ 97,703	\$ 85,325	\$ 6,502	\$ -	7.62%
Personnel Services- Salaries & Wages	\$ 1,458	\$ 20,138	\$ 20,138	\$ 4,361	\$ -	21.66%
Personnel Services- Employee Benefits	\$ 713	\$ 9,190	\$ 9,190	\$ 2,140	\$ -	23.29%
Contractual Services	\$ -	\$ 997	\$ 997	\$ -	\$ -	0.00%
Commodities	\$ -	\$ 55,000	\$ 55,000	\$ -	\$ -	0.00%
Contingency and Other	\$ -	\$ 12,378	\$ -	\$ -	\$ -	N/A
<b>233 Bad Check Restitution</b>	\$ -	\$ 25,000	\$ 25,000	\$ -	\$ -	0.00%
Contractual Services	\$ -	\$ 25,000	\$ 25,000	\$ -	\$ -	0.00%
<b>234 Drug Asset Forfeiture</b>	\$ -	\$ 85,000	\$ 85,000	\$ -	\$ -	0.00%
Contractual Services	\$ -	\$ 85,000	\$ 85,000	\$ -	\$ -	0.00%

**Kane County Expenditure Report - Detail**  
**Through February 28, 2021 (25.0% YTD, 23.08% Payroll Expense through Pay Period Ending 02/20/2021)**

	Current Month Transactions	Total Amended Budget	Total Amended Budget excluding Net Income	YTD Actual Transactions	YTD Encumbrances	Total % Used
<b>235 State's Attorney Employee Events</b>	\$ -	\$ 10	\$ 10	\$ -	\$ -	0.00%
Commodities	\$ -	\$ 10	\$ 10	\$ -	\$ -	0.00%
<b>236 Child Advocacy Advisory Board</b>	\$ -	\$ 26,000	\$ 26,000	\$ -	\$ -	0.00%
Commodities	\$ -	\$ 26,000	\$ 26,000	\$ -	\$ -	0.00%
<b>237 Money Laundering - State's Atty</b>	\$ -	\$ 175,000	\$ 175,000	\$ -	\$ -	0.00%
Contractual Services	\$ -	\$ 155,000	\$ 155,000	\$ -	\$ -	0.00%
Commodities	\$ -	\$ 20,000	\$ 20,000	\$ -	\$ -	0.00%
<b>490 Kane County Law Enforcement</b>	\$ -	\$ 87,000	\$ 87,000	\$ -	\$ -	0.00%
Contractual Services	\$ -	\$ 87,000	\$ 87,000	\$ -	\$ -	0.00%
<b>360 Public Defender</b>	\$ 309,348	\$ 4,220,435	\$ 4,220,435	\$ 890,549	\$ -	21.10%
<b>001 General Fund</b>	\$ 309,348	\$ 4,219,435	\$ 4,219,435	\$ 890,549	\$ -	21.11%
Personnel Services- Salaries & Wages	\$ 254,213	\$ 3,347,506	\$ 3,347,506	\$ 729,252	\$ -	21.78%
Personnel Services- Employee Benefits	\$ 49,620	\$ 696,979	\$ 696,979	\$ 150,123	\$ -	21.54%
Contractual Services	\$ 892	\$ 101,550	\$ 101,550	\$ 1,597	\$ -	1.57%
Commodities	\$ 4,623	\$ 73,400	\$ 73,400	\$ 9,577	\$ -	13.05%
<b>244 Public Defender Rec Automation</b>	\$ -	\$ 1,000	\$ 1,000	\$ -	\$ -	0.00%
Contractual Services	\$ -	\$ 1,000	\$ 1,000	\$ -	\$ -	0.00%
<b>370 Law Library</b>	\$ 14,378	\$ 299,475	\$ 299,475	\$ 42,667	\$ -	14.25%
<b>250 Law Library</b>	\$ 14,378	\$ 299,475	\$ 299,475	\$ 42,667	\$ -	14.25%
Personnel Services- Salaries & Wages	\$ 10,736	\$ 131,622	\$ 131,622	\$ 30,718	\$ -	23.34%
Personnel Services- Employee Benefits	\$ 3,062	\$ 38,250	\$ 38,250	\$ 8,882	\$ -	23.22%
Contractual Services	\$ 218	\$ 24,483	\$ 24,483	\$ 1,772	\$ -	7.24%
Commodities	\$ 362	\$ 105,120	\$ 105,120	\$ 1,295	\$ -	1.23%
<b>380 Sheriff</b>	\$ 2,548,464	\$ 33,333,101	\$ 33,331,791	\$ 7,821,000	\$ 111,068	23.46%
<b>001 General Fund</b>	\$ 2,548,464	\$ 32,704,771	\$ 32,704,771	\$ 7,821,000	\$ 111,068	23.91%
Personnel Services- Salaries & Wages	\$ 1,765,691	\$ 23,165,496	\$ 23,165,496	\$ 5,491,800	\$ -	23.71%
Personnel Services- Employee Benefits	\$ 290,627	\$ 4,584,808	\$ 4,584,808	\$ 863,773	\$ -	18.84%
Contractual Services	\$ 256,929	\$ 3,152,797	\$ 3,152,797	\$ 555,271	\$ 420	17.61%
Commodities	\$ 120,217	\$ 1,686,670	\$ 1,686,670	\$ 795,156	\$ 1,235	47.14%
Capital	\$ -	\$ -	\$ -	\$ -	\$ 109,413	N/A
Transfers Out	\$ 115,000	\$ 115,000	\$ 115,000	\$ 115,000	\$ -	100.00%
<b>247 EMA Volunteer Fund</b>	\$ -	\$ 4,400	\$ 3,100	\$ -	\$ -	0.00%
Contractual Services	\$ -	\$ 2,500	\$ 2,500	\$ -	\$ -	0.00%
Commodities	\$ -	\$ 600	\$ 600	\$ -	\$ -	0.00%
Contingency and Other	\$ -	\$ 1,300	\$ -	\$ -	\$ -	N/A
<b>248 KC Emergency Planning</b>	\$ -	\$ 4,000	\$ 3,990	\$ -	\$ -	0.00%
Contractual Services	\$ -	\$ 3,100	\$ 3,100	\$ -	\$ -	0.00%
Commodities	\$ -	\$ 890	\$ 890	\$ -	\$ -	0.00%
Contingency and Other	\$ -	\$ 10	\$ -	\$ -	\$ -	N/A
<b>249 Bomb Squad SWAT</b>	\$ -	\$ 2,100	\$ 2,100	\$ -	\$ -	0.00%
Contractual Services	\$ -	\$ 2,100	\$ 2,100	\$ -	\$ -	0.00%
<b>251 Canteen Commission</b>	\$ -	\$ 400,000	\$ 400,000	\$ -	\$ -	0.00%
Contractual Services	\$ -	\$ 200,000	\$ 200,000	\$ -	\$ -	0.00%
Commodities	\$ -	\$ 200,000	\$ 200,000	\$ -	\$ -	0.00%
<b>252 County Sheriff DEF Federal</b>	\$ -	\$ 24,000	\$ 24,000	\$ -	\$ -	0.00%
Contractual Services	\$ -	\$ 24,000	\$ 24,000	\$ -	\$ -	0.00%
<b>253 County Sheriff DEF Local</b>	\$ -	\$ 50,000	\$ 50,000	\$ -	\$ -	0.00%
Contractual Services	\$ -	\$ 50,000	\$ 50,000	\$ -	\$ -	0.00%
<b>254 FATS</b>	\$ -	\$ 1,200	\$ 1,200	\$ -	\$ -	0.00%
Contractual Services	\$ -	\$ 1,200	\$ 1,200	\$ -	\$ -	0.00%

**Kane County Expenditure Report - Detail**  
**Through February 28, 2021 (25.0% YTD, 23.08% Payroll Expense through Pay Period Ending 02/20/2021)**

	Current Month Transactions	Total Amended Budget	Total Amended Budget excluding Net Income	YTD Actual Transactions	YTD Encumbrances	Total % Used
<b>255 K-9 Unit</b>	\$ -	\$ 20,000	\$ 20,000	\$ -	\$ -	0.00%
Contractual Services	\$ -	\$ 15,000	\$ 15,000	\$ -	\$ -	0.00%
Commodities	\$ -	\$ 5,000	\$ 5,000	\$ -	\$ -	0.00%
<b>256 Vehicle Maintenance/Purchase</b>	\$ -	\$ 12,000	\$ 12,000	\$ -	\$ -	0.00%
Commodities	\$ -	\$ 12,000	\$ 12,000	\$ -	\$ -	0.00%
<b>257 Sheriff DUI Fund</b>	\$ -	\$ 30,000	\$ 30,000	\$ -	\$ -	0.00%
Contractual Services	\$ -	\$ 20,000	\$ 20,000	\$ -	\$ -	0.00%
Commodities	\$ -	\$ 10,000	\$ 10,000	\$ -	\$ -	0.00%
<b>258 Sheriffs Office Money Laundering</b>	\$ -	\$ 5,000	\$ 5,000	\$ -	\$ -	0.00%
Contractual Services	\$ -	\$ 5,000	\$ 5,000	\$ -	\$ -	0.00%
<b>259 Transportation Safety Highway HB</b>	\$ -	\$ 5,000	\$ 5,000	\$ -	\$ -	0.00%
Personnel Services- Salaries & Wages	\$ -	\$ 5,000	\$ 5,000	\$ -	\$ -	0.00%
<b>262 AJF Medical Cost</b>	\$ -	\$ 20,040	\$ 20,040	\$ -	\$ -	0.00%
Contractual Services	\$ -	\$ 20,040	\$ 20,040	\$ -	\$ -	0.00%
<b>263 Sheriff Civil Operations</b>	\$ -	\$ 5,500	\$ 5,500	\$ -	\$ -	0.00%
Contractual Services	\$ -	\$ 5,500	\$ 5,500	\$ -	\$ -	0.00%
<b>264 Cannabis Regulation - Local</b>	\$ -	\$ 45,090	\$ 45,090	\$ -	\$ -	0.00%
Contractual Services	\$ -	\$ 20,000	\$ 20,000	\$ -	\$ -	0.00%
Commodities	\$ -	\$ 25,090	\$ 25,090	\$ -	\$ -	0.00%
<b>420 Merit Commission</b>	\$ 7,127	\$ 98,472	\$ 98,472	\$ 18,906	\$ -	19.20%
<b>001 General Fund</b>	\$ 7,127	\$ 98,472	\$ 98,472	\$ 18,906	\$ -	19.20%
Personnel Services- Salaries & Wages	\$ 4,742	\$ 75,162	\$ 75,162	\$ 14,970	\$ -	19.92%
Personnel Services- Employee Benefits	\$ 523	\$ 6,260	\$ 6,260	\$ 1,573	\$ -	25.13%
Contractual Services	\$ 1,862	\$ 16,550	\$ 16,550	\$ 2,363	\$ -	14.28%
Commodities	\$ -	\$ 500	\$ 500	\$ -	\$ -	0.00%

**Kane County Expenditure Report - Detail**  
**Through February 28, 2021 (25.0% YTD, 23.08% Payroll Expense through Pay Period Ending 02/20/2021)**

	Current Month Transactions	Total Amended Budget	Total Amended Budget excluding Net Income	YTD Actual Transactions	YTD Encumbrances	Total % Used
<b>425 Kane Comm</b>	<b>\$ 161,986</b>	<b>\$ 2,289,645</b>	<b>\$ 2,282,029</b>	<b>\$ 745,677</b>	<b>\$ 1,936</b>	<b>32.68%</b>
<b>269 Kane Comm</b>	<b>\$ 161,986</b>	<b>\$ 2,289,645</b>	<b>\$ 2,282,029</b>	<b>\$ 745,677</b>	<b>\$ 1,936</b>	<b>32.68%</b>
Personnel Services- Salaries & Wages	\$ 114,470	\$ 1,471,334	\$ 1,471,334	\$ 344,251	\$ -	23.40%
Personnel Services- Employee Benefits	\$ 38,268	\$ 525,333	\$ 525,333	\$ 114,409	\$ -	21.78%
Contractual Services	\$ 4,744	\$ 167,144	\$ 167,144	\$ 43,455	\$ -	26.00%
Commodities	\$ 4,504	\$ 7,675	\$ 7,675	\$ 81,806	\$ 1,936	1,065.87%
Contingency and Other	\$ -	\$ 7,616	\$ -	\$ -	\$ -	N/A
Capital	\$ -	\$ -	\$ -	\$ 51,213	\$ -	N/A
Transfers Out	\$ -	\$ 110,543	\$ 110,543	\$ 110,543	\$ -	100.00%
<b>430 Court Services</b>	<b>\$ 1,042,005</b>	<b>\$ 15,558,116</b>	<b>\$ 15,558,116</b>	<b>\$ 3,297,465</b>	<b>\$ 5,052</b>	<b>21.19%</b>
<b>001 General Fund</b>	<b>\$ 943,911</b>	<b>\$ 13,342,966</b>	<b>\$ 13,342,966</b>	<b>\$ 2,784,944</b>	<b>\$ 5,052</b>	<b>20.87%</b>
Personnel Services- Salaries & Wages	\$ 713,683	\$ 9,800,988	\$ 9,800,988	\$ 2,104,476	\$ -	21.47%
Personnel Services- Employee Benefits	\$ 156,960	\$ 2,054,869	\$ 2,054,869	\$ 467,854	\$ -	22.77%
Contractual Services	\$ 53,177	\$ 1,207,326	\$ 1,207,326	\$ 159,171	\$ 1,561	13.18%
Commodities	\$ 20,092	\$ 279,783	\$ 279,783	\$ 53,444	\$ 2,546	19.10%
Capital	\$ -	\$ -	\$ -	\$ -	\$ 944	N/A
<b>270 Probation Services</b>	<b>\$ 77,158</b>	<b>\$ 1,670,600</b>	<b>\$ 1,670,600</b>	<b>\$ 472,511</b>	<b>\$ -</b>	<b>28.28%</b>
Contractual Services	\$ 59,363	\$ 1,285,000	\$ 1,285,000	\$ 83,366	\$ -	6.49%
Commodities	\$ -	\$ 14,250	\$ 14,250	\$ -	\$ -	0.00%
Capital	\$ 17,795	\$ -	\$ -	\$ 17,795	\$ -	N/A
Transfers Out	\$ -	\$ 371,350	\$ 371,350	\$ 371,350	\$ -	100.00%
<b>271 Substance Abuse Screening</b>	<b>\$ 314</b>	<b>\$ 80,000</b>	<b>\$ 80,000</b>	<b>\$ 577</b>	<b>\$ -</b>	<b>0.72%</b>
Contractual Services	\$ 314	\$ 75,000	\$ 75,000	\$ 577	\$ -	0.77%
Commodities	\$ -	\$ 5,000	\$ 5,000	\$ -	\$ -	0.00%
<b>273 Drug Court Special Resources</b>	<b>\$ 20,622</b>	<b>\$ 453,850</b>	<b>\$ 453,850</b>	<b>\$ 39,411</b>	<b>\$ -</b>	<b>8.68%</b>
Contractual Services	\$ 20,572	\$ 436,150	\$ 436,150	\$ 38,761	\$ -	8.89%
Commodities	\$ 50	\$ 17,700	\$ 17,700	\$ 650	\$ -	3.67%
<b>276 Probation Victim Services</b>	<b>\$ -</b>	<b>\$ 10,000</b>	<b>\$ 10,000</b>	<b>\$ -</b>	<b>\$ -</b>	<b>0.00%</b>
Contractual Services	\$ -	\$ 10,000	\$ 10,000	\$ -	\$ -	0.00%

**Kane County Expenditure Report - Detail**  
**Through February 28, 2021 (25.0% YTD, 23.08% Payroll Expense through Pay Period Ending 02/20/2021)**

	Current Month Transactions	Total Amended Budget	Total Amended excluding Net Income	YTD Actual Transactions	YTD Encumbrances	Total % Used
<b>278 Juvenile Justice Donation Fund</b>	\$ -	\$ 700	\$ 700	\$ 23	\$ -	3.28%
Commodities	\$ -	\$ 700	\$ 700	\$ 23	\$ -	3.28%
<b>490 Coroner</b>	\$ 94,621	\$ 1,179,860	\$ 1,179,860	\$ 444,905	\$ -	37.71%
<b>001 General Fund</b>	\$ 91,524	\$ 1,033,847	\$ 1,033,847	\$ 432,447	\$ -	41.83%
Personnel Services- Salaries & Wages	\$ 53,066	\$ 697,704	\$ 697,704	\$ 160,314	\$ -	22.98%
Personnel Services- Employee Benefits	\$ 13,293	\$ 169,025	\$ 169,025	\$ 39,934	\$ -	23.63%
Contractual Services	\$ 21,290	\$ 160,718	\$ 160,718	\$ 35,223	\$ -	21.92%
Commodities	\$ 3,875	\$ 6,400	\$ 6,400	\$ 196,976	\$ -	3,077.75%
<b>289 Coroner Administration</b>	\$ 3,097	\$ 146,013	\$ 146,013	\$ 12,458	\$ -	8.53%
Contractual Services	\$ 860	\$ 30,130	\$ 30,130	\$ 9,290	\$ -	30.83%
Commodities	\$ 2,238	\$ 115,883	\$ 115,883	\$ 3,169	\$ -	2.73%
<b>500 Animal Control</b>	\$ 68,030	\$ 893,859	\$ 891,322	\$ 173,926	\$ 29,181	19.51%
<b>290 Animal Control</b>	\$ 68,030	\$ 893,859	\$ 891,322	\$ 173,926	\$ 29,181	19.51%
Personnel Services- Salaries & Wages	\$ 34,254	\$ 462,894	\$ 462,894	\$ 98,333	\$ -	21.24%
Personnel Services- Employee Benefits	\$ 8,786	\$ 161,663	\$ 161,663	\$ 25,563	\$ -	15.81%
Contractual Services	\$ 13,243	\$ 151,765	\$ 151,765	\$ 38,335	\$ 28,962	25.26%
Commodities	\$ 11,746	\$ 85,000	\$ 85,000	\$ 11,695	\$ 219	13.76%
Contingency and Other	\$ -	\$ 2,537	\$ -	\$ -	\$ -	N/A
Capital	\$ -	\$ 30,000	\$ 30,000	\$ -	\$ -	0.00%
<b>520 Transportation</b>	\$ 1,870,964	\$ 86,111,797	\$ 85,820,797	\$ 3,650,243	\$ 73,613,851	4.25%
<b>300 County Highway</b>	\$ 437,104	\$ 8,587,214	\$ 8,587,214	\$ 1,325,631	\$ 2,774,642	15.44%
Personnel Services- Salaries & Wages	\$ 182,303	\$ 2,845,596	\$ 2,845,596	\$ 561,987	\$ -	19.75%
Personnel Services- Employee Benefits	\$ 61,293	\$ 971,981	\$ 971,981	\$ 190,511	\$ -	19.60%
Contractual Services	\$ 69,006	\$ 1,941,080	\$ 1,941,080	\$ 182,998	\$ 1,891,323	9.43%
Commodities	\$ 110,399	\$ 795,140	\$ 795,140	\$ 159,168	\$ 144,189	20.02%
Capital	\$ 14,103	\$ 1,851,354	\$ 1,851,354	\$ 48,904	\$ 739,130	2.64%
Transfers Out	\$ -	\$ 182,063	\$ 182,063	\$ 182,063	\$ -	100.00%
<b>301 County Bridge</b>	\$ 2,738	\$ 415,000	\$ 415,000	\$ 2,738	\$ 422,122	0.66%
Contractual Services	\$ 2,738	\$ 415,000	\$ 415,000	\$ 2,738	\$ 422,122	0.66%
<b>302 Motor Fuel Tax</b>	\$ 559,268	\$ 27,901,630	\$ 27,901,630	\$ 1,242,203	\$ 15,706,211	4.45%
Personnel Services- Salaries & Wages	\$ 392,633	\$ 2,700,218	\$ 2,700,218	\$ 810,577	\$ -	30.02%
Personnel Services- Employee Benefits	\$ 160,902	\$ 1,127,759	\$ 1,127,759	\$ 271,412	\$ -	24.07%
Contractual Services	\$ 5,732	\$ 5,255,891	\$ 5,255,891	\$ 51,516	\$ 1,806,432	1%
Capital	\$ -	\$ 18,709,064	\$ 18,709,064	\$ -	\$ 13,899,779	0.00%
Transfers Out	\$ -	\$ 108,698	\$ 108,698	\$ 108,698	\$ -	100.00%
<b>303 County Highway Matching</b>	\$ -	\$ 67,000	\$ 67,000	\$ -	\$ 67,000	0.00%
Commodities	\$ -	\$ 67,000	\$ 67,000	\$ -	\$ 67,000	0.00%
<b>304 Motor Fuel Local Option</b>	\$ 509,332	\$ 16,966,851	\$ 16,966,851	\$ 661,546	\$ 4,434,829	3.90%
Contractual Services	\$ 12,851	\$ 12,588,310	\$ 12,588,310	\$ (105,265)	\$ 2,383,065	(0.84)%
Commodities	\$ 496,481	\$ 2,213,000	\$ 2,213,000	\$ 709,770	\$ 2,049,998	32.07%
Capital	\$ -	\$ 2,108,500	\$ 2,108,500	\$ -	\$ 1,767	0.00%
Transfers Out	\$ -	\$ 57,041	\$ 57,041	\$ 57,041	\$ -	100.00%
<b>305 Transportation Sales Tax</b>	\$ 330,820	\$ 22,801,152	\$ 22,801,152	\$ 344,238	\$ 44,319,310	1.51%
Contractual Services	\$ 345,042	\$ 3,365,315	\$ 3,365,315	\$ 416,251	\$ 17,296,555	12.37%
Capital	\$ (14,222)	\$ 19,435,837	\$ 19,435,837	\$ (72,013)	\$ 27,022,756	(0.37)%
<b>515 Longmeadow Bond Construction</b>	\$ (89,298)	\$ -	\$ -	\$ (89,298)	\$ 636,842	N/A
Capital	\$ (89,298)	\$ -	\$ -	\$ (89,298)	\$ 636,842	N/A
<b>540 Transportation Capital</b>	\$ 55,432	\$ 1,488,144	\$ 1,488,144	\$ 67,317	\$ 2,058,749	4.52%
Contractual Services	\$ 55,432	\$ 154,525	\$ 154,525	\$ 67,317	\$ 425,130	43.56%
Capital	\$ -	\$ 1,333,619	\$ 1,333,619	\$ -	\$ 1,633,619	0.00%
<b>550 Aurora Area Impact Fees</b>	\$ -	\$ 700,000	\$ 700,000	\$ -	\$ -	0.00%
Contractual Services	\$ -	\$ 100,000	\$ 100,000	\$ -	\$ -	0.00%
Capital	\$ -	\$ 570,000	\$ 570,000	\$ -	\$ -	0.00%
Transfers Out	\$ -	\$ 30,000	\$ 30,000	\$ -	\$ -	0.00%

**Kane County Expenditure Report - Detail**  
**Through February 28, 2021 (25.0% YTD, 23.08% Payroll Expense through Pay Period Ending 02/20/2021)**

	Current Month Transactions	Total Amended Budget	Total Amended Budget excluding Net Income	YTD Actual Transactions	YTD Encumbrances	Total % Used
<b>551 Campton Hills Impact Fees</b>	\$ -	\$ 1,000	\$ 1,000	\$ -	\$ -	0.00%
Transfers Out	\$ -	\$ 1,000	\$ 1,000	\$ -	\$ -	0.00%
<b>552 Greater Elgin Impact Fees</b>	\$ -	\$ 145,194	\$ 145,194	\$ -	\$ 533,194	0.00%
Capital	\$ -	\$ 123,194	\$ 123,194	\$ -	\$ 533,194	0.00%
Transfers Out	\$ -	\$ 22,000	\$ 22,000	\$ -	\$ -	0.00%
<b>553 Northwest Impact Fees</b>	\$ -	\$ 167,000	\$ 167,000	\$ -	\$ 345,000	0.00%
Capital	\$ -	\$ 155,000	\$ 155,000	\$ -	\$ 345,000	0.00%
Transfers Out	\$ -	\$ 12,000	\$ 12,000	\$ -	\$ -	0.00%
<b>554 Southwest Impact Fees</b>	\$ -	\$ 116,000	\$ 116,000	\$ -	\$ 57,406	0.00%
Contractual Services	\$ -	\$ 90,000	\$ 90,000	\$ -	\$ 57,406	0.00%
Transfers Out	\$ -	\$ 26,000	\$ 26,000	\$ -	\$ -	0.00%
<b>555 Tri-Cities Impact Fees</b>	\$ -	\$ 36,000	\$ 36,000	\$ -	\$ 6,883	0.00%
Contractual Services	\$ -	\$ -	\$ -	\$ -	\$ 6,883	N/A
Transfers Out	\$ -	\$ 36,000	\$ 36,000	\$ -	\$ -	0.00%
<b>556 Upper Fox Impact Fees</b>	\$ -	\$ 11,000	\$ 11,000	\$ -	\$ 250,000	0.00%
Capital	\$ -	\$ -	\$ -	\$ -	\$ 250,000	N/A
Transfers Out	\$ -	\$ 11,000	\$ 11,000	\$ -	\$ -	0.00%
<b>557 West Central Impact Fees</b>	\$ -	\$ 42,000	\$ 42,000	\$ -	\$ -	0.00%
Capital	\$ -	\$ 39,000	\$ 39,000	\$ -	\$ -	0.00%
Transfers Out	\$ -	\$ 3,000	\$ 3,000	\$ -	\$ -	0.00%
<b>558 North Impact Fees</b>	\$ 65,568	\$ 541,000	\$ 250,000	\$ 65,568	\$ 888,148	26.23%
Contractual Services	\$ 65,568	\$ 250,000	\$ 250,000	\$ 65,568	\$ 178,148	26.23%
Contingency and Other	\$ -	\$ 291,000	\$ -	\$ -	\$ -	N/A
Capital	\$ -	\$ -	\$ -	\$ -	\$ 710,000	N/A
<b>559 Central Impact Fees</b>	\$ -	\$ 2,187,000	\$ 2,187,000	\$ -	\$ 145,628	0.00%
Contractual Services	\$ -	\$ 96,000	\$ 96,000	\$ -	\$ 145,628	0.00%
Capital	\$ -	\$ 2,091,000	\$ 2,091,000	\$ -	\$ -	0.00%
<b>560 South Impact Fees</b>	\$ -	\$ 3,938,612	\$ 3,938,612	\$ 30,300	\$ 967,887	0.77%
Capital	\$ -	\$ 3,918,612	\$ 3,918,612	\$ 30,300	\$ 967,887	0.77%
Transfers Out	\$ -	\$ 20,000	\$ 20,000	\$ -	\$ -	0.00%
<b>580 Health</b>	\$ 910,006	\$ 9,361,211	\$ 9,361,211	\$ 5,159,342	\$ 89,617	55.11%
<b>350 County Health</b>	\$ 872,909	\$ 8,803,973	\$ 8,803,973	\$ 5,043,297	\$ 89,617	57.28%
Personnel Services- Salaries & Wages	\$ 250,820	\$ 3,726,818	\$ 3,726,818	\$ 829,697	\$ -	22.26%
Personnel Services- Employee Benefits	\$ 89,956	\$ 1,346,483	\$ 1,346,483	\$ 283,457	\$ -	21.05%
Contractual Services	\$ 519,336	\$ 2,801,338	\$ 2,801,338	\$ 3,274,352	\$ 34,777	116.89%
Commodities	\$ 12,797	\$ 929,334	\$ 929,334	\$ 655,793	\$ 54,840	70.57%
<b>351 Kane Kares</b>	\$ 37,097	\$ 557,238	\$ 557,238	\$ 116,045	\$ -	20.82%
Personnel Services- Salaries & Wages	\$ 25,539	\$ 319,007	\$ 319,007	\$ 81,353	\$ -	25.50%
Personnel Services- Employee Benefits	\$ 9,911	\$ 128,136	\$ 128,136	\$ 30,016	\$ -	23.43%
Contractual Services	\$ 1,647	\$ 99,000	\$ 99,000	\$ 4,676	\$ -	4.72%
Commodities	\$ -	\$ 11,095	\$ 11,095	\$ -	\$ -	0.00%
<b>660 Veterans' Commission</b>	\$ 21,947	\$ 340,836	\$ 340,836	\$ 66,383	\$ -	19.48%
<b>380 Veterans' Commission</b>	\$ 21,947	\$ 340,836	\$ 340,836	\$ 66,383	\$ -	19.48%
Personnel Services- Salaries & Wages	\$ 15,227	\$ 198,522	\$ 198,522	\$ 45,670	\$ -	23.01%
Personnel Services- Employee Benefits	\$ 6,719	\$ 91,345	\$ 91,345	\$ 20,153	\$ -	22.06%
Contractual Services	\$ -	\$ 47,200	\$ 47,200	\$ 541	\$ -	1.15%
Commodities	\$ -	\$ 3,769	\$ 3,769	\$ 19	\$ -	0.50%
<b>670 Environmental Management</b>	\$ 52,604	\$ 1,001,166	\$ 1,001,166	\$ 166,699	\$ 490,573	16.65%
<b>001 General Fund</b>	\$ 38,177	\$ 497,300	\$ 497,300	\$ 114,250	\$ -	22.97%
Personnel Services- Salaries & Wages	\$ 31,556	\$ 413,482	\$ 413,482	\$ 94,669	\$ -	22.90%
Personnel Services- Employee Benefits	\$ 6,621	\$ 77,761	\$ 77,761	\$ 19,386	\$ -	24.93%
Contractual Services	\$ -	\$ 4,650	\$ 4,650	\$ 195	\$ -	4.20%
Commodities	\$ -	\$ 1,407	\$ 1,407	\$ -	\$ -	0.00%

**Kane County Expenditure Report - Detail**  
**Through February 28, 2021 (25.0% YTD, 23.08% Payroll Expense through Pay Period Ending 02/20/2021)**

	Current Month	Total Amended	Total Amended	YTD Actual	YTD	Total % Used
	Transactions	Budget	excluding Net	Transactions	Encumbrances	
			Income			
<b>420 Stormwater Management</b>	\$ 1,236	\$ 128,034	\$ 128,034	\$ 2,988	\$ -	2.33%
Personnel Services- Salaries & Wages	\$ 579	\$ 7,544	\$ 7,544	\$ 1,736	\$ -	23.01%
Personnel Services- Employee Benefits	\$ 301	\$ 3,916	\$ 3,916	\$ 896	\$ -	22.88%
Contractual Services	\$ 100	\$ 116,574	\$ 116,574	\$ 100	\$ -	0.09%
Commodities	\$ 256	\$ -	\$ -	\$ 256	\$ -	N/A
<b>650 Enterprise Surcharge</b>	\$ 13,190	\$ 322,832	\$ 322,832	\$ 49,461	\$ 88,678	15.32%
Personnel Services- Salaries & Wages	\$ 6,439	\$ 99,778	\$ 99,778	\$ 19,317	\$ -	19.36%
Personnel Services- Employee Benefits	\$ 2,144	\$ 30,971	\$ 30,971	\$ 6,372	\$ -	20.57%
Contractual Services	\$ 4,357	\$ 158,408	\$ 158,408	\$ 23,188	\$ 87,528	14.64%
Commodities	\$ 251	\$ 33,675	\$ 33,675	\$ 584	\$ 1,150	1.73%
<b>651 Enterprise General</b>	\$ -	\$ 53,000	\$ 53,000	\$ -	\$ 401,896	0.00%
Contractual Services	\$ -	\$ 33,000	\$ 33,000	\$ -	\$ 401,896	0.00%
Capital	\$ -	\$ 20,000	\$ 20,000	\$ -	\$ -	0.00%
<b>690 Development</b>	\$ 222,985	\$ 7,939,459	\$ 7,936,079	\$ 785,476	\$ 213,638	9.90%
<b>001 General Fund</b>	\$ 83,924	\$ 1,133,120	\$ 1,133,120	\$ 277,957	\$ -	24.53%
Personnel Services- Salaries & Wages	\$ 62,326	\$ 836,759	\$ 836,759	\$ 189,982	\$ -	22.70%
Personnel Services- Employee Benefits	\$ 17,722	\$ 201,435	\$ 201,435	\$ 52,525	\$ -	26.08%
Contractual Services	\$ 3,618	\$ 71,946	\$ 71,946	\$ 6,132	\$ -	8.52%
Commodities	\$ 257	\$ 22,980	\$ 22,980	\$ 29,319	\$ -	127.58%
<b>400 Economic Development</b>	\$ 4,785	\$ 129,063	\$ 129,063	\$ 29,356	\$ -	22.75%
Personnel Services- Salaries & Wages	\$ 3,314	\$ 43,207	\$ 43,207	\$ 9,942	\$ -	23.01%
Personnel Services- Employee Benefits	\$ 1,472	\$ 18,676	\$ 18,676	\$ 4,414	\$ -	23.64%
Contractual Services	\$ -	\$ 51,780	\$ 51,780	\$ -	\$ -	0.00%
Commodities	\$ -	\$ 400	\$ 400	\$ -	\$ -	0.00%
Transfers Out	\$ -	\$ 15,000	\$ 15,000	\$ 15,000	\$ -	100.00%
<b>401 Community Dev Block Program</b>	\$ 26,788	\$ 2,738,085	\$ 2,738,085	\$ 114,130	\$ -	4.17%
Personnel Services- Salaries & Wages	\$ 3,330	\$ 146,157	\$ 146,157	\$ 2,489	\$ -	1.70%
Personnel Services- Employee Benefits	\$ 2,326	\$ 36,102	\$ 36,102	\$ 3,623	\$ -	10.04%
Contractual Services	\$ 19,105	\$ 2,528,761	\$ 2,528,761	\$ 105,580	\$ -	4.18%
Commodities	\$ 2,027	\$ 5,265	\$ 5,265	\$ 2,437	\$ -	46.29%
Transfers Out	\$ -	\$ 21,800	\$ 21,800	\$ -	\$ -	0.00%
<b>402 HOME Program</b>	\$ 5,873	\$ 1,649,333	\$ 1,649,333	\$ 86,578	\$ -	5.25%
Personnel Services- Salaries & Wages	\$ 4,657	\$ 60,721	\$ 60,721	\$ 13,526	\$ -	22.28%
Personnel Services- Employee Benefits	\$ 1,029	\$ 13,273	\$ 13,273	\$ 2,979	\$ -	22.44%
Contractual Services	\$ 176	\$ 1,574,304	\$ 1,574,304	\$ 70,032	\$ -	4.45%
Commodities	\$ 11	\$ 1,035	\$ 1,035	\$ 42	\$ -	4.05%
<b>403 Unincorporated Stormwater Mgmt</b>	\$ -	\$ 55,000	\$ 55,000	\$ -	\$ -	0.00%
Contractual Services	\$ -	\$ 5,000	\$ 5,000	\$ -	\$ -	0.00%
Capital	\$ -	\$ 50,000	\$ 50,000	\$ -	\$ -	0.00%
<b>404 Homeless Management Info Systems</b>	\$ 7,682	\$ 163,244	\$ 163,244	\$ 22,326	\$ -	13.68%
Personnel Services- Salaries & Wages	\$ 2,665	\$ 64,590	\$ 64,590	\$ 10,049	\$ -	15.56%
Personnel Services- Employee Benefits	\$ 1,033	\$ 20,581	\$ 20,581	\$ 3,358	\$ -	16.32%
Contractual Services	\$ 3,962	\$ 76,990	\$ 76,990	\$ 8,731	\$ -	11.34%
Commodities	\$ 22	\$ 1,083	\$ 1,083	\$ 187	\$ -	17.31%
<b>405 Cost Share Drainage</b>	\$ 575	\$ 233,888	\$ 230,513	\$ 33,380	\$ 124,119	14.48%
Contractual Services	\$ 475	\$ 168,139	\$ 168,139	\$ 18,980	\$ 109,334	11.29%
Commodities	\$ 100	\$ 840	\$ 840	\$ 100	\$ -	11.90%
Contingency and Other	\$ -	\$ 3,375	\$ -	\$ -	\$ -	N/A
Capital	\$ -	\$ 61,534	\$ 61,534	\$ 14,300	\$ 14,785	23.24%
<b>406 OCR &amp; Recovery Act Programs</b>	\$ 1,329	\$ 100,997	\$ 100,997	\$ 36,881	\$ -	36.52%
Personnel Services- Salaries & Wages	\$ 1,115	\$ 18,269	\$ 18,269	\$ 3,976	\$ -	21.76%
Personnel Services- Employee Benefits	\$ 214	\$ 3,699	\$ 3,699	\$ 810	\$ -	21.91%
Contractual Services	\$ -	\$ 79,029	\$ 79,029	\$ 32,095	\$ -	40.61%

**Kane County Expenditure Report - Detail**  
**Through February 28, 2021 (25.0% YTD, 23.08% Payroll Expense through Pay Period Ending 02/20/2021)**

	Current Month	Total Amended	Total Amended	YTD Actual	YTD	Total % Used
	Transactions	Budget	excluding Net	Transactions	Encumbrances	
			Income			
<b>407 Quality of Kane Grants</b>	\$ -	\$ 30,110	\$ 30,110	\$ -	\$ -	<b>0.00%</b>
Contractual Services	\$ -	\$ 30,110	\$ 30,110	\$ -	\$ -	0.00%
<b>408 Neighborhood Stabilization Progr</b>	\$ -	\$ -	\$ -	\$ 52	\$ -	<b>N/A</b>
Contractual Services	\$ -	\$ -	\$ -	\$ 52	\$ -	N/A
<b>409 Continuum of Care Planning Grant</b>	\$ 3,705	\$ 78,441	\$ 78,441	\$ 11,177	\$ -	<b>14.25%</b>
Personnel Services- Salaries & Wages	\$ 2,496	\$ 32,548	\$ 32,548	\$ 7,537	\$ -	23.16%
Personnel Services- Employee Benefits	\$ 882	\$ 11,238	\$ 11,238	\$ 2,647	\$ -	23.56%
Contractual Services	\$ 308	\$ 33,329	\$ 33,329	\$ 918	\$ -	2.75%
Commodities	\$ 19	\$ 1,326	\$ 1,326	\$ 75	\$ -	5.66%
<b>410 Elgin CDBG</b>	\$ 16,686	\$ 331,630	\$ 331,630	\$ 26,125	\$ -	<b>7.88%</b>
Personnel Services- Salaries & Wages	\$ 4,104	\$ 89,628	\$ 89,628	\$ 10,761	\$ -	12.01%
Personnel Services- Employee Benefits	\$ 1,273	\$ 23,489	\$ 23,489	\$ 3,285	\$ -	13.98%
Contractual Services	\$ 11,287	\$ 217,304	\$ 217,304	\$ 11,992	\$ -	5.52%
Commodities	\$ 22	\$ 1,209	\$ 1,209	\$ 87	\$ -	7.22%
<b>415 Homeless Prevention Program</b>	\$ 6,104	\$ 377,662	\$ 377,662	\$ 74,994	\$ -	<b>19.86%</b>
Personnel Services- Salaries & Wages	\$ 4,237	\$ 93,662	\$ 93,662	\$ 10,705	\$ -	11.43%
Personnel Services- Employee Benefits	\$ 1,213	\$ 32,207	\$ 32,207	\$ 3,271	\$ -	10.16%
Contractual Services	\$ 615	\$ 250,535	\$ 250,535	\$ 60,979	\$ -	24.34%
Commodities	\$ 39	\$ 1,258	\$ 1,258	\$ 39	\$ -	3.08%
<b>425 Blighted Structure Demolition</b>	\$ -	\$ 120,000	\$ 120,000	\$ -	\$ -	<b>0.00%</b>
Contractual Services	\$ -	\$ 120,000	\$ 120,000	\$ -	\$ -	0.00%
<b>435 Growing for Kane</b>	\$ 3,000	\$ 28,746	\$ 28,746	\$ 3,000	\$ -	<b>10.44%</b>
Contractual Services	\$ 3,000	\$ 27,156	\$ 27,156	\$ 3,000	\$ -	11.05%
Commodities	\$ -	\$ 1,590	\$ 1,590	\$ -	\$ -	0.00%
<b>520 Mill Creek Special Service Area</b>	\$ 56,223	\$ 750,235	\$ 750,235	\$ 63,211	\$ 89,519	<b>8.43%</b>
Personnel Services- Salaries & Wages	\$ 245	\$ 54,282	\$ 54,282	\$ 735	\$ -	1.35%
Personnel Services- Employee Benefits	\$ 108	\$ 10,420	\$ 10,420	\$ 320	\$ -	3.07%
Contractual Services	\$ 55,050	\$ 664,833	\$ 664,833	\$ 58,936	\$ 89,519	8.86%
Commodities	\$ 820	\$ 18,300	\$ 18,300	\$ 820	\$ -	4.48%
Transfers Out	\$ -	\$ 2,400	\$ 2,400	\$ 2,400	\$ -	100.00%
<b>521 Bowes Creek Special Service Area</b>	\$ -	\$ 5	\$ -	\$ -	\$ -	<b>N/A</b>
Contingency and Other	\$ -	\$ 5	\$ -	\$ -	\$ -	N/A
<b>5302 Shirewood Farm SSA SW39</b>	\$ -	\$ 110	\$ 110	\$ -	\$ -	<b>0.00%</b>
Contractual Services	\$ -	\$ 110	\$ 110	\$ -	\$ -	0.00%
<b>5304 Wildwood West SBA SW41</b>	\$ 6,310	\$ 1,665	\$ 1,665	\$ 6,310	\$ -	<b>378.98%</b>
Contractual Services	\$ 6,310	\$ 1,000	\$ 1,000	\$ 6,310	\$ -	631.00%
Transfers Out	\$ -	\$ 665	\$ 665	\$ -	\$ -	0.00%
<b>5306 Cheval DeSelle Venetian SBA SW43</b>	\$ -	\$ 5,200	\$ 5,200	\$ -	\$ -	<b>0.00%</b>
Transfers Out	\$ -	\$ 5,200	\$ 5,200	\$ -	\$ -	0.00%
<b>5308 Plank Road Estates SBA SW45</b>	\$ -	\$ 3,430	\$ 3,430	\$ -	\$ -	<b>0.00%</b>
Transfers Out	\$ -	\$ 3,430	\$ 3,430	\$ -	\$ -	0.00%
<b>5310 Exposition View SBA SW47</b>	\$ -	\$ 4,105	\$ 4,105	\$ -	\$ -	<b>0.00%</b>
Contractual Services	\$ -	\$ 328	\$ 328	\$ -	\$ -	0.00%
Transfers Out	\$ -	\$ 3,777	\$ 3,777	\$ -	\$ -	0.00%
<b>5311 Pasadena Drive SBA SW48</b>	\$ -	\$ 2,880	\$ 2,880	\$ -	\$ -	<b>0.00%</b>
Contractual Services	\$ -	\$ 387	\$ 387	\$ -	\$ -	0.00%
Transfers Out	\$ -	\$ 2,493	\$ 2,493	\$ -	\$ -	0.00%
<b>5312 Tamara Dittman SBA SW 50</b>	\$ -	\$ 2,510	\$ 2,510	\$ -	\$ -	<b>0.00%</b>
Transfers Out	\$ -	\$ 2,510	\$ 2,510	\$ -	\$ -	0.00%
<b>760 Debt Service</b>	\$ 550	\$ 8,739,916	\$ 8,734,623	\$ 7,683,203	\$ -	<b>87.96%</b>
<b>601 Public Building Commission</b>	\$ -	\$ 79,376	\$ 75,000	\$ 75,000	\$ -	<b>100.00%</b>
Contingency and Other	\$ -	\$ 4,376	\$ -	\$ -	\$ -	N/A
Transfers Out	\$ -	\$ 75,000	\$ 75,000	\$ 75,000	\$ -	100.00%

**Kane County Expenditure Report - Detail**  
**Through February 28, 2021 (25.0% YTD, 23.08% Payroll Expense through Pay Period Ending 02/20/2021)**

	Current Month Transactions	Total Amended Budget	Total Amended Budget excluding Net Income	YTD Actual Transactions	YTD Encumbrances	Total % Used
<b>610 Capital Improvement Debt Service</b>	\$ -	\$ 200,517	\$ 200,517	\$ 99,416	\$ -	49.58%
Debt Service	\$ -	\$ 200,517	\$ 200,517	\$ 99,416	\$ -	49.58%
<b>620 Motor Fuel Tax Debt Service</b>	\$ -	\$ 3,407,150	\$ 3,407,150	\$ 3,407,150	\$ -	100.00%
Debt Service	\$ -	\$ 3,407,150	\$ 3,407,150	\$ 3,407,150	\$ -	100.00%
<b>622 Recovery Zone Bond Debt Service</b>	\$ 550	\$ 854,053	\$ 853,136	\$ 826,203	\$ -	96.84%
Contractual Services	\$ 550	\$ 550	\$ 550	\$ 550	\$ -	100.00%
Contingency and Other	\$ -	\$ 917	\$ -	\$ -	\$ -	N/A
Debt Service	\$ -	\$ 852,586	\$ 852,586	\$ 825,653	\$ -	96.84%
<b>623 JJC/AJC Refunding Debt Service</b>	\$ -	\$ 2,980,050	\$ 2,980,050	\$ 2,666,050	\$ -	89.46%
Contractual Services	\$ -	\$ 550	\$ 550	\$ -	\$ -	0.00%
Debt Service	\$ -	\$ 2,979,500	\$ 2,979,500	\$ 2,666,050	\$ -	89.48%
<b>625 Longmeadow Debt Srv - Cap Int</b>	\$ -	\$ 1,218,770	\$ 1,218,770	\$ 609,384	\$ -	50.00%
Debt Service	\$ -	\$ 1,218,770	\$ 1,218,770	\$ 609,384	\$ -	50.00%
<b>800 Other- Countywide Expenses</b>	\$ 2,609,630	\$ 77,936,365	\$ 77,052,828	\$ 19,540,562	\$ 667,533	25.36%
<b>001 General Fund</b>	\$ 245,664	\$ 8,358,052	\$ 8,358,052	\$ 6,313,933	\$ 86,677	75.54%
Contractual Services	\$ 58,963	\$ 1,970,281	\$ 1,970,281	\$ 943,718	\$ 33,512	47.90%
Commodities	\$ 186,701	\$ 1,257,094	\$ 1,257,094	\$ 239,538	\$ 27,989	19.05%
Capital	\$ -	\$ -	\$ -	\$ -	\$ 25,176	N/A
Transfers Out	\$ -	\$ 5,130,677	\$ 5,130,677	\$ 5,130,677	\$ -	100.00%
<b>100 County Automation</b>	\$ -	\$ 15,000	\$ 15,000	\$ -	\$ -	0.00%
Contractual Services	\$ -	\$ 15,000	\$ 15,000	\$ -	\$ -	0.00%
<b>110 Illinois Municipal Retirement</b>	\$ 538,011	\$ 7,173,461	\$ 7,173,461	\$ 1,621,349	\$ -	22.60%
Personnel Services- Employee Benefits	\$ 538,011	\$ 7,173,461	\$ 7,173,461	\$ 1,621,349	\$ -	22.60%
<b>111 FICA/Social Security</b>	\$ 318,156	\$ 4,365,177	\$ 4,365,177	\$ 955,037	\$ -	21.88%
Personnel Services- Employee Benefits	\$ 318,156	\$ 4,365,177	\$ 4,365,177	\$ 955,037	\$ -	21.88%
<b>112 Special Reserve</b>	\$ -	\$ 8,892,792	\$ 8,571,491	\$ 150,500	\$ -	1.76%
Contingency and Other	\$ -	\$ 321,301	\$ -	\$ -	\$ -	N/A
Transfers Out	\$ -	\$ 8,571,491	\$ 8,571,491	\$ 150,500	\$ -	1.76%
<b>113 Emergency Reserve</b>	\$ -	\$ 20,688	\$ -	\$ -	\$ -	N/A
Contingency and Other	\$ -	\$ 20,688	\$ -	\$ -	\$ -	N/A
<b>114 Property Tax Freeze Protection</b>	\$ -	\$ 2,558,000	\$ 2,530,000	\$ 2,530,000	\$ -	100.00%
Contingency and Other	\$ -	\$ 28,000	\$ -	\$ -	\$ -	N/A
Transfers Out	\$ -	\$ 2,530,000	\$ 2,530,000	\$ 2,530,000	\$ -	100.00%
<b>125 Public Safety Sales Tax</b>	\$ 79,554	\$ 3,005,201	\$ 2,539,338	\$ 672,673	\$ 175,969	26.49%
Contractual Services	\$ 5,723	\$ 1,064,722	\$ 1,064,722	\$ 164,474	\$ 33,587	15.45%
Commodities	\$ 59,999	\$ -	\$ -	\$ 90,373	\$ 68,044	N/A
Contingency and Other	\$ -	\$ 465,863	\$ -	\$ -	\$ -	N/A
Capital	\$ 13,832	\$ 974,616	\$ 974,616	\$ 292,826	\$ 74,338	30.05%
Transfers Out	\$ -	\$ 500,000	\$ 500,000	\$ 125,000	\$ -	25.00%
<b>127 Judicial Technology Sales Tax</b>	\$ 29,795	\$ 980,600	\$ 932,915	\$ 108,739	\$ -	11.66%
Personnel Services- Salaries & Wages	\$ 7,436	\$ 98,884	\$ 98,884	\$ 22,307	\$ -	22.56%
Personnel Services- Employee Benefits	\$ 2,222	\$ 28,645	\$ 28,645	\$ 6,656	\$ -	23.24%
Contractual Services	\$ 20,137	\$ 780,386	\$ 780,386	\$ 54,776	\$ -	7.02%
Contingency and Other	\$ -	\$ 47,685	\$ -	\$ -	\$ -	N/A
Transfers Out	\$ -	\$ 25,000	\$ 25,000	\$ 25,000	\$ -	100.00%
<b>353 Coronavirus Relief Fund</b>	\$ 95,831	\$ 14,252,861	\$ 14,252,861	\$ 2,283,957	\$ -	16.02%
Personnel Services- Salaries & Wages	\$ 22,343	\$ 1,687,156	\$ 1,687,156	\$ 74,088	\$ -	4.39%
Personnel Services- Employee Benefits	\$ 5,627	\$ 704,578	\$ 704,578	\$ 19,488	\$ -	2.77%
Contractual Services	\$ 67,412	\$ 9,462,204	\$ 9,462,204	\$ 2,189,686	\$ -	23.14%
Commodities	\$ 449	\$ 344,127	\$ 344,127	\$ 695	\$ -	0.20%
Capital	\$ -	\$ 2,054,796	\$ 2,054,796	\$ -	\$ -	0.00%

**Kane County Expenditure Report - Detail**  
**Through February 28, 2021 (25.0% YTD, 23.08% Payroll Expense through Pay Period Ending 02/20/2021)**

	Current Month Transactions	Total Amended Budget	Total Amended Budget excluding Net Income	YTD Actual Transactions	YTD Encumbrances	Total % Used
<b>500 Capital Projects</b>	\$ 1,193,367	\$ 3,977,656	\$ 3,977,656	\$ 2,299,036	\$ 123,651	57.80%
Contractual Services	\$ -	\$ 300,000	\$ 300,000	\$ -	\$ -	0.00%
Commodities	\$ 1,030,880	\$ -	\$ -	\$ 2,136,549	\$ 2,705	N/A
Capital	\$ 162,486	\$ 3,677,656	\$ 3,677,656	\$ 162,486	\$ 120,946	4.42%
<b>501 Judicial Facility Construction</b>	\$ -	\$ 408,000	\$ 408,000	\$ -	\$ -	0.00%
Capital	\$ -	\$ 408,000	\$ 408,000	\$ -	\$ -	0.00%
<b>510 Capital Improvement Bond Const</b>	\$ 14,432	\$ 5,000,000	\$ 5,000,000	\$ 1,045,868	\$ 281,237	20.92%
Capital	\$ 14,432	\$ 5,000,000	\$ 5,000,000	\$ 1,045,868	\$ 281,237	20.92%
<b>652 Health Insurance Fund</b>	\$ 94,820	\$ 18,928,877	\$ 18,928,877	\$ 1,559,471	\$ -	8.24%
Personnel Services- Employee Benefits	\$ 307	\$ 4,486	\$ 4,486	\$ 923	\$ -	20.57%
Contractual Services	\$ 94,513	\$ 18,924,391	\$ 18,924,391	\$ 1,558,548	\$ -	8.24%
<b>900 Contingency</b>	\$ -	\$ 1,010,648	\$ 997,500	\$ -	\$ -	0.00%
<b>001 General Fund</b>	\$ -	\$ 997,500	\$ 997,500	\$ -	\$ -	0.00%
Contingency and Other	\$ -	\$ 997,500	\$ 997,500	\$ -	\$ -	0.00%
<b>660 Working Cash</b>	\$ -	\$ 13,148	\$ -	\$ -	\$ -	N/A
Contingency and Other	\$ -	\$ 13,148	\$ -	\$ -	\$ -	N/A
<b>Grand Total</b>	\$ 13,391,748	\$ 306,128,786	\$ 303,296,276	\$ 64,633,015	\$ 75,471,506	21.31%

**Kane County Revenue Report - Summary**  
**Through November 30, 2020 (100.0% YTD) DRAFT**

	Current Month Transactions	Total Amended Budget	Total Amended Budget excluding Cash on Hand	YTD Actual Transactions	Total % Received
<b>000 General Government Revenue</b>	<b>\$ 6,576,071</b>	<b>\$ 91,671,520</b>	<b>\$ 70,880,417</b>	<b>\$ 69,903,542</b>	<b>98.62%</b>
001 General Fund	\$ 6,555,619	\$ 86,207,453	\$ 66,502,591	\$ 65,476,253	98.46%
010 Insurance Liability	\$ 20,451	\$ 5,464,067	\$ 4,377,826	\$ 4,427,289	101.13%
<b>010 County Board</b>	<b>\$ (22,629)</b>	<b>\$ 4,805,560</b>	<b>\$ 4,386,891</b>	<b>\$ 4,934,921</b>	<b>112.49%</b>
001 General Fund	\$ -	\$ 146,950	\$ 146,950	\$ 139,268	94.77%
120 Grand Victoria Casino Elgin	\$ (16,362)	\$ 3,341,889	\$ 3,341,889	\$ 4,293,735	128.48%
430 Farmland Preservation	\$ (6,267)	\$ 1,316,721	\$ 898,052	\$ 501,918	55.89%
<b>060 Information Technologies</b>	<b>\$ 317,000</b>	<b>\$ 3,287,498</b>	<b>\$ 2,382,669</b>	<b>\$ 2,845,395</b>	<b>119.42%</b>
001 General Fund	\$ 168,970	\$ 1,113,669	\$ 1,113,669	\$ 1,018,313	91.44%
101 Geographic Information Systems	\$ 149,189	\$ 1,868,329	\$ 963,500	\$ 1,522,325	158.00%
385 IL Counties Information Mgmt	\$ (0)	\$ 8,000	\$ 8,000	\$ 1	0.01%
390 Web Technical Services	\$ (1,159)	\$ 297,500	\$ 297,500	\$ 304,755	102.44%
<b>080 Building Management</b>	<b>\$ -</b>	<b>\$ 51,847</b>	<b>\$ 51,847</b>	<b>\$ 44,983</b>	<b>86.76%</b>
001 General Fund	\$ -	\$ 51,847	\$ 51,847	\$ 44,983	86.76%
<b>120 Human Resource Management</b>	<b>\$ (42)</b>	<b>\$ 984</b>	<b>\$ 984</b>	<b>\$ 934</b>	<b>94.87%</b>
246 Employee Events Fund	\$ (42)	\$ 984	\$ 984	\$ 934	94.87%
<b>150 Treasurer/Collector</b>	<b>\$ 1,281,365</b>	<b>\$ 1,821,589</b>	<b>\$ 1,684,697</b>	<b>\$ 1,301,749</b>	<b>77.27%</b>
001 General Fund	\$ 1,264,117	\$ 1,586,697	\$ 1,586,697	\$ 1,264,117	79.67%
150 Tax Sale Automation	\$ 18,687	\$ 148,195	\$ 77,000	\$ 28,992	37.65%
268 Sale & Error	\$ (1,439)	\$ 86,697	\$ 21,000	\$ 8,640	41.14%
<b>170 Supervisor of Assessments</b>	<b>\$ 17,507</b>	<b>\$ 88,967</b>	<b>\$ 88,967</b>	<b>\$ 88,218</b>	<b>99.16%</b>
001 General Fund	\$ 17,507	\$ 88,967	\$ 88,967	\$ 88,218	99.16%
<b>190 County Clerk</b>	<b>\$ 981,570</b>	<b>\$ 3,310,997</b>	<b>\$ 2,784,015</b>	<b>\$ 2,618,511</b>	<b>94.06%</b>
001 General Fund	\$ 261,870	\$ 1,418,856	\$ 1,418,856	\$ 1,249,986	88.10%
160 Vital Records Automation	\$ 12,460	\$ 276,536	\$ 174,900	\$ 172,494	98.62%
161 Election Equipment Fund	\$ 707,240	\$ 1,615,605	\$ 1,190,259	\$ 1,196,031	100.48%
<b>210 Recorder</b>	<b>\$ 416,163</b>	<b>\$ 3,779,146</b>	<b>\$ 3,331,585</b>	<b>\$ 4,355,930</b>	<b>130.75%</b>
001 General Fund	\$ 325,967	\$ 2,765,085	\$ 2,765,085	\$ 3,429,272	124.02%
170 Recorder's Automation	\$ 90,196	\$ 1,014,061	\$ 566,500	\$ 926,658	163.58%
<b>240 Judiciary and Courts</b>	<b>\$ 42,615</b>	<b>\$ 449,430</b>	<b>\$ 449,430</b>	<b>\$ 735,235</b>	<b>163.59%</b>
001 General Fund	\$ 25,745	\$ 227,450	\$ 227,450	\$ 312,267	137.29%
195 Children's Waiting Room	\$ 15,296	\$ 137,000	\$ 137,000	\$ 343,260	250.55%
196 D.U.I.	\$ 1,338	\$ 12,350	\$ 12,350	\$ 46,152	373.70%
197 Foreclosure Mediation Fund	\$ 235	\$ 58,000	\$ 58,000	\$ 28,116	48.48%
492 Marriage Fees	\$ -	\$ 14,630	\$ 14,630	\$ 5,440	37.18%

**Kane County Revenue Report - Summary**  
**Through November 30, 2020 (100.0% YTD) DRAFT**

	Current Month	Total Amended	Total Amended	YTD Actual	Total %
	Transactions	Budget	excluding Cash	Transactions	Received
			on Hand		
<b>250 Circuit Clerk</b>	<b>\$ 440,768</b>	<b>\$ 9,848,271</b>	<b>\$ 9,344,528</b>	<b>\$ 7,082,796</b>	<b>75.80%</b>
001 General Fund	\$ 277,361	\$ 6,110,500	\$ 6,110,500	\$ 4,507,471	73.77%
200 Court Automation	\$ 56,622	\$ 1,350,282	\$ 1,200,000	\$ 892,076	74.34%
201 Court Document Storage	\$ 54,976	\$ 1,302,076	\$ 1,198,000	\$ 839,620	70.09%
202 Child Support	\$ 10,106	\$ 171,816	\$ 116,028	\$ 109,048	93.98%
203 Circuit Clerk Admin Services	\$ 24,510	\$ 386,097	\$ 192,500	\$ 492,776	255.99%
204 Circuit Clk Electronic Citation	\$ 12,895	\$ 377,000	\$ 377,000	\$ 186,056	49.35%
205 Circuit Ct Clerk Op and Admin	\$ 4,297	\$ 150,500	\$ 150,500	\$ 55,751	37.04%
<b>300 State's Attorney</b>	<b>\$ 369,612</b>	<b>\$ 4,532,934</b>	<b>\$ 3,852,808</b>	<b>\$ 3,693,746</b>	<b>95.87%</b>
001 General Fund	\$ 125,072	\$ 1,138,703	\$ 1,138,703	\$ 1,319,990	115.92%
220 Title IV-D	\$ 142,017	\$ 672,498	\$ 610,000	\$ 571,532	93.69%
221 Drug Prosecution	\$ 33,517	\$ 273,701	\$ 155,688	\$ 226,681	145.60%
222 Victim Coordinator Services	\$ -	\$ 216,417	\$ 158,851	\$ 127,713	80.40%
223 Domestic Violence	\$ (1,163)	\$ 482,157	\$ 330,014	\$ 336,843	102.07%
224 Environmental Prosecution	\$ -	\$ -	\$ -	\$ 1	N/A
225 Auto Theft Task Force	\$ (82)	\$ 339	\$ 339	\$ 601	177.29%
230 Child Advocacy Center	\$ 69,179	\$ 1,198,551	\$ 998,645	\$ 1,031,432	103.28%
231 Equitable Sharing Program	\$ (94)	\$ 55,000	\$ 55,000	\$ 662	1.20%
232 State's Atty Records Automation	\$ 1,102	\$ 97,558	\$ 97,558	\$ 24,024	24.63%
233 Bad Check Restitution	\$ (93)	\$ 25,000	\$ 25,000	\$ 3,124	12.50%
234 Drug Asset Forfeiture	\$ (299)	\$ 85,000	\$ 85,000	\$ 17,890	21.05%
235 State's Attorney Employee Events	\$ (3)	\$ 10	\$ 10	\$ 844	8,441.00%
236 Child Advocacy Advisory Board	\$ (59)	\$ 26,000	\$ 26,000	\$ 1,033	3.97%
237 Money Laundering - State's Atty	\$ 1,037	\$ 175,000	\$ 85,000	\$ 7,725	9.09%
490 Kane County Law Enforcement	\$ (517)	\$ 87,000	\$ 87,000	\$ 23,650	27.18%
<b>360 Public Defender</b>	<b>\$ 18,624</b>	<b>\$ 132,000</b>	<b>\$ 132,000</b>	<b>\$ 138,253</b>	<b>104.74%</b>
001 General Fund	\$ 18,071	\$ 131,000	\$ 131,000	\$ 132,836	101.40%
244 Public Defender Rec Automation	\$ 553	\$ 1,000	\$ 1,000	\$ 5,417	541.69%
<b>370 Law Library</b>	<b>\$ 17,803</b>	<b>\$ 315,546</b>	<b>\$ 315,546</b>	<b>\$ 282,027</b>	<b>89.38%</b>
250 Law Library	\$ 17,803	\$ 315,546	\$ 315,546	\$ 282,027	89.38%
<b>380 Sheriff</b>	<b>\$ 296,512</b>	<b>\$ 3,998,487</b>	<b>\$ 3,998,487</b>	<b>\$ 3,334,753</b>	<b>83.40%</b>
001 General Fund	\$ 224,678	\$ 3,656,862	\$ 3,656,862	\$ 2,220,046	60.71%
247 EMA Volunteer Fund	\$ 1,912	\$ 3,400	\$ 3,400	\$ 2,782	81.82%
248 KC Emergency Planning	\$ (62)	\$ 4,000	\$ 4,000	\$ 5,972	149.30%
249 Bomb Squad SWAT	\$ -	\$ 2,100	\$ 2,100	\$ 2,765	131.67%
251 Canteen Commission	\$ 43,855	\$ 200,000	\$ 200,000	\$ 490,406	245.20%
252 County Sheriff DEF Federal	\$ -	\$ 24,000	\$ 24,000	\$ 71,865	299.44%
253 County Sheriff DEF Local	\$ 1,550	\$ 50,000	\$ 50,000	\$ 39,600	79.20%
254 FATS	\$ -	\$ 1,200	\$ 1,200	\$ 5,164	430.33%
255 K-9 Unit	\$ -	\$ 3,000	\$ 3,000	\$ 74,431	2,481.03%
256 Vehicle Maintenance/Purchase	\$ 258	\$ 8,000	\$ 8,000	\$ 5,200	65.01%
257 Sheriff DUI Fund	\$ 5,916	\$ 5,000	\$ 5,000	\$ 50,756	1,015.13%
258 Sheriffs Office Money Laundering	\$ 905	\$ 5,000	\$ 5,000	\$ 3,484	69.67%
259 Transportation Safety Highway HB	\$ (8)	\$ 5,000	\$ 5,000	\$ 309	6.18%
262 AJF Medical Cost	\$ 1,684	\$ 25,425	\$ 25,425	\$ 19,346	76.09%
263 Sheriff Civil Operations	\$ 9,573	\$ 5,500	\$ 5,500	\$ 307,541	5,591.65%
264 Cannabis Regulation - Local	\$ 6,252	\$ -	\$ -	\$ 35,087	N/A

**Kane County Revenue Report - Summary**  
**Through November 30, 2020 (100.0% YTD) DRAFT**

	Current Month Transactions	Total Amended Budget	Total Amended Budget excluding Cash on Hand	YTD Actual Transactions	Total % Received
<b>425 Kane Comm</b>	<b>\$ 187,532</b>	<b>\$ 2,276,438</b>	<b>\$ 2,272,443</b>	<b>\$ 2,145,768</b>	<b>94.43%</b>
269 Kane Comm	\$ 187,532	\$ 2,276,438	\$ 2,272,443	\$ 2,145,768	94.43%
<b>430 Court Services</b>	<b>\$ 580,704</b>	<b>\$ 8,944,104</b>	<b>\$ 8,238,901</b>	<b>\$ 8,753,626</b>	<b>106.25%</b>
001 General Fund	\$ 523,119	\$ 6,424,874	\$ 6,424,874	\$ 6,921,401	107.73%
270 Probation Services	\$ 50,151	\$ 1,716,526	\$ 1,114,000	\$ 1,160,904	104.21%
271 Substance Abuse Screening	\$ 707	\$ 80,000	\$ 80,000	\$ 59,059	73.82%
273 Drug Court Special Resources	\$ 6,203	\$ 584,327	\$ 584,327	\$ 569,510	97.46%
275 Juvenile Drug Court	\$ -	\$ 102,677	\$ -	\$ 24,164	N/A
276 Probation Victim Services	\$ 531	\$ 10,000	\$ 10,000	\$ 9,400	94.00%
277 Victim Impact Panel	\$ 2	\$ 25,000	\$ 25,000	\$ 8,865	35.46%
278 Juvenile Justice Donation Fund	\$ (9)	\$ 700	\$ 700	\$ 324	46.34%
<b>490 Coroner</b>	<b>\$ 14,009</b>	<b>\$ 139,010</b>	<b>\$ 115,972</b>	<b>\$ 159,930</b>	<b>137.90%</b>
289 Coroner Administration	\$ 14,009	\$ 139,010	\$ 115,972	\$ 159,930	137.90%
<b>500 Animal Control</b>	<b>\$ 80,880</b>	<b>\$ 871,700</b>	<b>\$ 871,700</b>	<b>\$ 844,999</b>	<b>96.94%</b>
290 Animal Control	\$ 80,880	\$ 871,700	\$ 871,700	\$ 844,999	96.94%
<b>510 Emergency Management Services</b>	<b>\$ 3,000</b>	<b>\$ -</b>	<b>\$ -</b>	<b>\$ 3,000</b>	<b>N/A</b>
247 EMA Volunteer Fund	\$ 3,000	\$ -	\$ -	\$ 3,000	N/A
<b>520 Transportation</b>	<b>\$ 11,525,457</b>	<b>\$ 90,861,939</b>	<b>\$ 43,071,775</b>	<b>\$ 50,473,241</b>	<b>117.18%</b>
300 County Highway	\$ 132,822	\$ 8,671,663	\$ 5,797,659	\$ 6,076,592	104.81%
301 County Bridge	\$ 636	\$ 410,000	\$ 330,695	\$ 316,940	95.84%
302 Motor Fuel Tax	\$ 3,911,271	\$ 14,083,342	\$ 9,200,341	\$ 17,496,586	190.17%
303 County Highway Matching	\$ (121)	\$ 67,270	\$ 66,125	\$ 69,167	104.60%
304 Motor Fuel Local Option	\$ 2,262,444	\$ 17,308,176	\$ 10,055,000	\$ 8,799,233	87.51%
305 Transportation Sales Tax	\$ 4,844,381	\$ 29,402,949	\$ 15,175,180	\$ 15,588,163	102.72%
515 Longmeadow Bond Construction	\$ 3,241	\$ 11,040,000	\$ -	\$ 117,602	N/A
540 Transportation Capital	\$ 303,482	\$ 1,274,796	\$ 337,775	\$ 785,728	232.62%
550 Aurora Area Impact Fees	\$ (2,081)	\$ 670,000	\$ 5,500	\$ 10,642	193.50%
551 Campton Hills Impact Fees	\$ (2,482)	\$ 574,107	\$ 4,000	\$ 7,161	179.03%
552 Greater Elgin Impact Fees	\$ (1,483)	\$ 533,194	\$ 1,250	\$ 8,658	692.63%
553 Northwest Impact Fees	\$ (10,082)	\$ 190,000	\$ 1,000	\$ 5,397	539.70%
554 Southwest Impact Fees	\$ (839)	\$ 2,000	\$ 2,000	\$ 3,915	195.77%
555 Tri-Cities Impact Fees	\$ (218)	\$ 909,442	\$ 6,500	\$ 7,421	114.17%
556 Upper Fox Impact Fees	\$ (1,174)	\$ 635,000	\$ 3,500	\$ 7,763	221.80%
557 West Central Impact Fees	\$ (1,574)	\$ 65,000	\$ 250	\$ 622	248.61%
558 North Impact Fees	\$ 61,413	\$ 925,000	\$ 925,000	\$ 603,567	65.25%
559 Central Impact Fees	\$ 37,211	\$ 3,047,500	\$ 575,000	\$ 313,718	54.56%
560 South Impact Fees	\$ (11,391)	\$ 1,052,500	\$ 585,000	\$ 254,365	43.48%
<b>580 Health</b>	<b>\$ 432,675</b>	<b>\$ 18,451,994</b>	<b>\$ 18,133,616</b>	<b>\$ 17,659,464</b>	<b>97.39%</b>
350 County Health	\$ 419,770	\$ 17,893,377	\$ 17,574,999	\$ 17,334,245	98.63%
351 Kane Kares	\$ 12,905	\$ 558,617	\$ 558,617	\$ 325,219	58.22%

**Kane County Revenue Report - Summary**  
**Through November 30, 2020 (100.0% YTD) DRAFT**

	Current Month Transactions	Total Amended Budget	Total Amended Budget excluding Cash on Hand	YTD Actual Transactions	Total % Received
<b>660 Veterans' Commission</b>	<b>\$ 639</b>	<b>\$ 334,505</b>	<b>\$ 317,460</b>	<b>\$ 315,366</b>	<b>99.34%</b>
380 Veterans' Commission	\$ 639	\$ 334,505	\$ 317,460	\$ 315,366	99.34%
<b>670 Environmental Management</b>	<b>\$ 26,812</b>	<b>\$ 1,212,017</b>	<b>\$ 385,113</b>	<b>\$ 380,799</b>	<b>98.88%</b>
001 General Fund	\$ 2,797	\$ 84,500	\$ 84,500	\$ 68,406	80.95%
420 Stormwater Management	\$ (2,462)	\$ 112,392	\$ 15,480	\$ 17,987	116.20%
650 Enterprise Surcharge	\$ 28,548	\$ 359,349	\$ 285,133	\$ 279,505	98.03%
651 Enterprise General	\$ (2,071)	\$ 655,776	\$ -	\$ 14,901	N/A
<b>690 Development</b>	<b>\$ 610,852</b>	<b>\$ 7,703,026</b>	<b>\$ 7,004,959</b>	<b>\$ 7,603,411</b>	<b>108.54%</b>
001 General Fund	\$ 210,392	\$ 1,842,950	\$ 1,842,950	\$ 1,594,333	86.51%
400 Economic Development	\$ (491)	\$ 141,819	\$ 91,500	\$ 94,305	103.07%
401 Community Dev Block Program	\$ 166,351	\$ 1,913,505	\$ 1,913,505	\$ 1,722,347	90.01%
402 HOME Program	\$ 107,685	\$ 1,020,914	\$ 1,020,914	\$ 2,043,198	200.13%
403 Unincorporated Stormwater Mgmt	\$ (325)	\$ -	\$ -	\$ 20,197	N/A
404 Homeless Management Info Systems	\$ 20,243	\$ 155,937	\$ 155,937	\$ 182,647	117.13%
405 Cost Share Drainage	\$ 8,649	\$ 308,578	\$ 208,578	\$ 240,391	115.25%
406 OCR & Recovery Act Programs	\$ 3,252	\$ 360,373	\$ 329,584	\$ 356,379	108.13%
407 Quality of Kane Grants	\$ (103)	\$ 30,110	\$ 10,110	\$ 756	7.48%
408 Neighborhood Stabilization Progr	\$ 20,000	\$ 20,000	\$ 9,497	\$ 27,035	284.67%
409 Continuum of Care Planning Grant	\$ 16,031	\$ 75,852	\$ 75,852	\$ 75,852	100.00%
410 Elgin CDBG	\$ 47,120	\$ 344,650	\$ 344,650	\$ 439,980	127.66%
415 Homeless Prevention Program	\$ 42,469	\$ 108,750	\$ 108,750	\$ 42,469	39.05%
425 Blighted Structure Demolition	\$ (290)	\$ 120,000	\$ 120,000	\$ 28,776	23.98%
435 Growing for Kane	\$ (15,021)	\$ 70,720	\$ 55,619	\$ 24,018	43.18%
520 Mill Creek Special Service Area	\$ 773	\$ 1,155,075	\$ 683,840	\$ 692,503	101.27%
521 Bowes Creek Special Service Area	\$ (3)	\$ -	\$ -	\$ 19	N/A
5300 Sunvale SBA SW 37	\$ (494)	\$ 488	\$ 488	\$ 42	8.60%
5301 Middle Creek SBA SW38	\$ (1,758)	\$ 1,950	\$ 1,950	\$ 235	12.04%
5302 Shirewood Farm SSA SW39	\$ (2,354)	\$ 2,348	\$ 2,348	\$ 6	0.26%
5303 Ogden Gardens SBA SW40	\$ (2,441)	\$ 2,540	\$ 2,540	\$ 106	4.19%
5304 Wildwood West SBA SW41	\$ (8,801)	\$ 9,752	\$ 9,752	\$ 1,254	12.86%
5306 Cheval DeSelle Venetian SBA SW43	\$ (21)	\$ 5,129	\$ 5,009	\$ 5,108	101.97%
5308 Plank Road Estates SBA SW45	\$ (213)	\$ 3,386	\$ 3,386	\$ 3,207	94.70%
5310 Exposition View SBA SW47	\$ 46	\$ 4,105	\$ 4,105	\$ 4,109	100.10%
5311 Pasadena Drive SBA SW48	\$ 157	\$ 2,880	\$ 2,880	\$ 2,923	101.51%
5312 Tamara Dittman SBA SW 50	\$ -	\$ 1,215	\$ 1,215	\$ 1,214	99.95%

**Kane County Revenue Report - Summary**  
**Through November 30, 2020 (100.0% YTD) DRAFT**

	Current Month Transactions	Total Amended Budget	Total Amended Budget excluding Cash on Hand	YTD Actual Transactions	Total % Received
<b>760 Debt Service</b>	<b>\$ (133,460)</b>	<b>\$ 10,690,329</b>	<b>\$ 8,468,833</b>	<b>\$ 7,730,376</b>	<b>91.28%</b>
601 Public Building Commission	\$ (2,276)	\$ 1,102,786	\$ 46,860	\$ 25,523	54.47%
610 Capital Improvement Debt Service	\$ -	\$ 982,224	\$ 982,224	\$ 982,224	100.00%
620 Motor Fuel Tax Debt Service	\$ (7,605)	\$ 3,567,800	\$ 3,567,800	\$ 3,550,719	99.52%
621 Transit Sales Tax Debt Service	\$ (358)	\$ -	\$ -	\$ 2,618	N/A
622 Recovery Zone Bond Debt Service	\$ (116,803)	\$ 880,749	\$ 880,749	\$ 227,093	25.78%
623 JJC/AJC Refunding Debt Service	\$ (6,506)	\$ 2,938,000	\$ 2,938,000	\$ 2,926,545	99.61%
624 Longmeadow Debt Service	\$ -	\$ -	\$ -	\$ 5	N/A
625 Longmeadow Debt Srv - Cap Int	\$ 87	\$ 1,218,770	\$ 53,200	\$ 15,649	29.42%
<b>800 Other- Countywide Expenses</b>	<b>\$ 20,342,763</b>	<b>\$ 178,093,001</b>	<b>\$ 166,676,644</b>	<b>\$ 159,216,028</b>	<b>95.52%</b>
100 County Automation	\$ 1,106	\$ 15,000	\$ 7,633	\$ 8,188	107.27%
110 Illinois Municipal Retirement	\$ 33,137	\$ 10,562,745	\$ 7,337,466	\$ 7,295,694	99.43%
111 FICA/Social Security	\$ 22,182	\$ 5,816,512	\$ 4,627,583	\$ 4,397,778	95.03%
112 Special Reserve	\$ 19,064,608	\$ 19,329,633	\$ 19,014,633	\$ 19,064,818	100.26%
113 Emergency Reserve	\$ (10,718)	\$ 113,300	\$ 113,300	\$ 78,477	69.26%
114 Property Tax Freeze Protection	\$ 2,181,123	\$ 5,861,794	\$ 2,185,000	\$ 2,243,748	102.69%
125 Public Safety Sales Tax	\$ 1,650,804	\$ 3,829,623	\$ 2,871,817	\$ 2,849,344	99.22%
127 Judicial Technology Sales Tax	\$ 285,767	\$ 1,096,000	\$ 1,096,000	\$ 1,072,292	97.84%
353 Coronavirus Relief Fund	\$ (6,428,600)	\$ 93,020,218	\$ 93,020,218	\$ 86,581,220	93.08%
500 Capital Projects	\$ 1,505,769	\$ 5,514,926	\$ 3,469,744	\$ 3,428,025	98.80%
501 Judicial Facility Construction	\$ 45,973	\$ 408,000	\$ 408,000	\$ 592,662	145.26%
510 Capital Improvement Bond Const	\$ 296	\$ 13,250,562	\$ 13,250,562	\$ 13,257,586	100.05%
652 Health Insurance Fund	\$ 1,991,316	\$ 19,274,688	\$ 19,274,688	\$ 18,346,196	95.18%
<b>900 Contingency</b>	<b>\$ (6,865)</b>	<b>\$ 72,600</b>	<b>\$ 72,600</b>	<b>\$ 50,091</b>	<b>69.00%</b>
660 Working Cash	\$ (6,865)	\$ 72,600	\$ 72,600	\$ 50,091	69.00%
<b>Grand Total</b>	<b>\$ 44,417,936</b>	<b>\$ 447,745,439</b>	<b>\$ 359,314,887</b>	<b>\$ 356,697,089</b>	<b>99.27%</b>

**Kane County Expenditure Report - Summary**  
**Through November 30, 2020 (100.0% YTD, 100.00% Payroll Expense through 11/30/2020)**  
**DRAFT**

	Current Month	Total Amended	Total Amended	YTD Actual	YTD	Total % Used
	Transactions	Budget	excluding Net	Transactions	Encumbrances	
			Income			
<b>010 County Board</b>	\$ 502,435	\$ 5,989,433	\$ 5,918,536	\$ 5,008,577	\$ -	84.63%
001 General Fund	\$ 99,843	\$ 1,330,823	\$ 1,330,823	\$ 1,261,629	\$ -	94.80%
120 Grand Victoria Casino Elgin	\$ 396,086	\$ 3,341,889	\$ 3,270,992	\$ 3,381,035	\$ -	103.36%
430 Farmland Preservation	\$ 6,506	\$ 1,316,721	\$ 1,316,721	\$ 365,914	\$ -	27.79%
<b>040 Finance</b>	\$ 71,938	\$ 1,076,883	\$ 1,076,883	\$ 1,029,705	\$ (0)	95.62%
001 General Fund	\$ 71,938	\$ 1,076,883	\$ 1,076,883	\$ 1,029,705	\$ (0)	95.62%
<b>060 Information Technologies</b>	\$ 410,766	\$ 6,364,632	\$ 6,364,632	\$ 5,181,131	\$ 0	81.41%
001 General Fund	\$ 324,215	\$ 4,190,803	\$ 4,190,803	\$ 3,449,128	\$ 0	82.30%
101 Geographic Information Systems	\$ 84,588	\$ 1,868,329	\$ 1,868,329	\$ 1,550,965	\$ 0	83.01%
385 IL Counties Information Mgmt	\$ -	\$ 8,000	\$ 8,000	\$ 127	\$ -	1.59%
390 Web Technical Services	\$ 1,964	\$ 297,500	\$ 297,500	\$ 180,911	\$ -	60.81%
<b>080 Building Management</b>	\$ 556,398	\$ 4,693,364	\$ 4,693,364	\$ 4,672,802	\$ -	99.56%
001 General Fund	\$ 556,398	\$ 4,693,364	\$ 4,693,364	\$ 4,672,802	\$ -	99.56%
<b>120 Human Resource Management</b>	\$ 206,977	\$ 4,161,485	\$ 4,161,485	\$ 3,546,349	\$ 0	85.22%
001 General Fund	\$ 26,967	\$ 298,687	\$ 298,687	\$ 248,652	\$ (0)	83.25%
010 Insurance Liability	\$ 180,010	\$ 3,861,814	\$ 3,861,814	\$ 3,297,697	\$ 0	85.39%
246 Employee Events Fund	\$ -	\$ 984	\$ 984	\$ -	\$ -	0.00%
<b>140 County Auditor</b>	\$ 22,486	\$ 296,321	\$ 296,321	\$ 276,676	\$ -	93.37%
001 General Fund	\$ 22,486	\$ 296,321	\$ 296,321	\$ 276,676	\$ -	93.37%
<b>150 Treasurer/Collector</b>	\$ 141,054	\$ 1,030,399	\$ 965,492	\$ 778,795	\$ 0	80.66%
001 General Fund	\$ 79,034	\$ 795,507	\$ 730,600	\$ 684,603	\$ 0	93.70%
150 Tax Sale Automation	\$ (24,678)	\$ 148,195	\$ 148,195	\$ 7,495	\$ -	5.06%
268 Sale & Error	\$ 86,697	\$ 86,697	\$ 86,697	\$ 86,697	\$ -	100.00%
<b>170 Supervisor of Assessments</b>	\$ 92,980	\$ 1,232,683	\$ 1,232,683	\$ 1,031,059	\$ (0)	83.64%
001 General Fund	\$ 92,980	\$ 1,232,683	\$ 1,232,683	\$ 1,031,059	\$ (0)	83.64%
<b>190 County Clerk</b>	\$ 397,634	\$ 5,744,824	\$ 5,592,553	\$ 4,863,153	\$ (0)	86.96%
001 General Fund	\$ 392,964	\$ 3,852,683	\$ 3,852,683	\$ 3,708,417	\$ (0)	96.26%
160 Vital Records Automation	\$ 4,670	\$ 276,536	\$ 124,265	\$ 99,551	\$ -	80.11%
161 Election Equipment Fund	\$ -	\$ 1,615,605	\$ 1,615,605	\$ 1,055,185	\$ -	65.31%
<b>210 Recorder</b>	\$ 86,860	\$ 1,823,700	\$ 1,823,700	\$ 1,352,365	\$ -	74.15%
001 General Fund	\$ 64,954	\$ 809,639	\$ 809,639	\$ 663,302	\$ -	81.93%
170 Recorder's Automation	\$ 21,906	\$ 1,014,061	\$ 1,014,061	\$ 689,063	\$ -	67.95%
<b>230 Regional Office of Education</b>	\$ 18,685	\$ 315,952	\$ 315,952	\$ 315,952	\$ -	100.00%
001 General Fund	\$ 18,685	\$ 315,952	\$ 315,952	\$ 315,952	\$ -	100.00%

**Kane County Expenditure Report - Summary**  
**Through November 30, 2020 (100.0% YTD, 100.00% Payroll Expense through 11/30/2020)**  
**DRAFT**

	Current Month	Total Amended	Total Amended	YTD Actual	YTD	Total % Used
	Transactions	Budget	excluding Net	Transactions	Encumbrances	
			Income			
<b>240 Judiciary and Courts</b>	<b>\$ 330,393</b>	<b>\$ 3,425,421</b>	<b>\$ 3,418,071</b>	<b>\$ 2,860,638</b>	<b>\$ -</b>	<b>83.69%</b>
001 General Fund	\$ 290,982	\$ 3,203,441	\$ 3,203,441	\$ 2,701,078	\$ -	84.32%
195 Children's Waiting Room	\$ 19,202	\$ 137,000	\$ 137,000	\$ 103,692	\$ -	75.69%
196 D.U.I.	\$ -	\$ 12,350	\$ 5,000	\$ -	\$ -	0.00%
197 Foreclosure Mediation Fund	\$ 20,060	\$ 58,000	\$ 58,000	\$ 44,378	\$ -	76.51%
492 Marriage Fees	\$ 149	\$ 14,630	\$ 14,630	\$ 11,489	\$ -	78.53%
<b>250 Circuit Clerk</b>	<b>\$ 661,255</b>	<b>\$ 7,639,140</b>	<b>\$ 7,393,868</b>	<b>\$ 6,096,425</b>	<b>\$ -</b>	<b>82.45%</b>
001 General Fund	\$ 280,816	\$ 3,901,369	\$ 3,901,369	\$ 3,225,120	\$ -	82.67%
200 Court Automation	\$ 214,065	\$ 1,350,282	\$ 1,350,282	\$ 1,143,879	\$ -	84.71%
201 Court Document Storage	\$ 120,024	\$ 1,302,076	\$ 1,302,076	\$ 1,098,967	\$ -	84.40%
202 Child Support	\$ 7,164	\$ 171,816	\$ 171,816	\$ 91,362	\$ -	53.17%
203 Circuit Clerk Admin Services	\$ 20,830	\$ 386,097	\$ 386,097	\$ 307,787	\$ -	79.72%
204 Circuit Clk Electronic Citation	\$ 18,357	\$ 377,000	\$ 272,228	\$ 229,311	\$ -	84.23%
205 Circuit Ct Clerk Op and Admin	\$ -	\$ 150,500	\$ 10,000	\$ -	\$ -	0.00%
<b>300 State's Attorney</b>	<b>\$ 847,737</b>	<b>\$ 10,719,225</b>	<b>\$ 10,704,711</b>	<b>\$ 9,457,048</b>	<b>\$ -</b>	<b>88.34%</b>
001 General Fund	\$ 520,002	\$ 5,722,741	\$ 5,722,741	\$ 5,510,922	\$ -	96.30%
010 Insurance Liability	\$ 125,271	\$ 1,602,253	\$ 1,602,253	\$ 1,331,616	\$ -	83.11%
220 Title IV-D	\$ 54,409	\$ 672,498	\$ 672,498	\$ 669,183	\$ -	99.51%
221 Drug Prosecution	\$ 24,427	\$ 273,701	\$ 273,701	\$ 296,294	\$ -	108.25%
222 Victim Coordinator Services	\$ 16,977	\$ 216,417	\$ 216,417	\$ 200,785	\$ -	92.78%
223 Domestic Violence	\$ 22,594	\$ 482,157	\$ 482,157	\$ 308,368	\$ -	63.96%
224 Environmental Prosecution	\$ -	\$ -	\$ -	\$ 589	\$ -	N/A
225 Auto Theft Task Force	\$ -	\$ 339	\$ -	\$ -	\$ -	N/A
230 Child Advocacy Center	\$ 81,773	\$ 1,198,551	\$ 1,198,551	\$ 1,100,409	\$ -	91.81%
231 Equitable Sharing Program	\$ -	\$ 55,000	\$ 55,000	\$ 1,748	\$ -	3.18%
232 State's Atty Records Automation	\$ 2,285	\$ 97,558	\$ 83,383	\$ 28,429	\$ -	34.09%
233 Bad Check Restitution	\$ -	\$ 25,000	\$ 25,000	\$ -	\$ -	0.00%
234 Drug Asset Forfeiture	\$ -	\$ 85,000	\$ 85,000	\$ -	\$ -	0.00%
235 State's Attorney Employee Events	\$ -	\$ 10	\$ 10	\$ 724	\$ -	7,243.80%
236 Child Advocacy Advisory Board	\$ -	\$ 26,000	\$ 26,000	\$ -	\$ -	0.00%
237 Money Laundering - State's Atty	\$ -	\$ 175,000	\$ 175,000	\$ -	\$ -	0.00%
490 Kane County Law Enforcement	\$ -	\$ 87,000	\$ 87,000	\$ 7,980	\$ -	9.17%
<b>360 Public Defender</b>	<b>\$ 385,155</b>	<b>\$ 4,180,151</b>	<b>\$ 4,180,151</b>	<b>\$ 3,935,007</b>	<b>\$ -</b>	<b>94.14%</b>
001 General Fund	\$ 385,155	\$ 4,179,151	\$ 4,179,151	\$ 3,935,007	\$ -	94.16%
244 Public Defender Rec Automation	\$ -	\$ 1,000	\$ 1,000	\$ -	\$ -	0.00%
<b>370 Law Library</b>	<b>\$ 28,023</b>	<b>\$ 315,546</b>	<b>\$ 315,546</b>	<b>\$ 298,625</b>	<b>\$ -</b>	<b>94.64%</b>
250 Law Library	\$ 28,023	\$ 315,546	\$ 315,546	\$ 298,625	\$ -	94.64%

**Kane County Expenditure Report - Summary**  
**Through November 30, 2020 (100.0% YTD, 100.00% Payroll Expense through 11/30/2020)**  
**DRAFT**

	Current Month	Total Amended	Total Amended	YTD Actual	YTD	Total % Used
	Transactions	Budget	excluding Net	Transactions	Encumbrances	
			Income			
<b>380 Sheriff</b>	<b>\$ (1,061,797)</b>	<b>\$ 33,707,103</b>	<b>\$ 33,705,843</b>	<b>\$ 17,166,076</b>	<b>\$ (0)</b>	<b>50.93%</b>
001 General Fund	\$ (1,169,774)	\$ 33,365,478	\$ 33,365,478	\$ 15,924,446	\$ (0)	47.73%
247 EMA Volunteer Fund	\$ -	\$ 3,400	\$ 3,040	\$ 2,675	\$ -	87.98%
248 KC Emergency Planning	\$ 1,000	\$ 4,000	\$ 3,100	\$ 5,290	\$ -	170.65%
249 Bomb Squad SWAT	\$ -	\$ 2,100	\$ 2,100	\$ 9,369	\$ -	446.16%
251 Canteen Commission	\$ 52,569	\$ 200,000	\$ 200,000	\$ 503,625	\$ -	251.81%
252 County Sheriff DEF Federal	\$ 5,503	\$ 24,000	\$ 24,000	\$ 93,866	\$ -	391.11%
253 County Sheriff DEF Local	\$ 627	\$ 50,000	\$ 50,000	\$ 69,842	\$ -	139.68%
254 FATS	\$ 219	\$ 1,200	\$ 1,200	\$ 10,467	\$ -	872.29%
255 K-9 Unit	\$ 2,764	\$ 3,000	\$ 3,000	\$ 64,923	\$ -	2,164.11%
256 Vehicle Maintenance/Purchase	\$ 25	\$ 8,000	\$ 8,000	\$ 9,085	\$ -	113.56%
257 Sheriff DUI Fund	\$ 12,607	\$ 5,000	\$ 5,000	\$ 75,401	\$ -	1,508.02%
258 Sheriffs Office Money Laundering	\$ 225	\$ 5,000	\$ 5,000	\$ 5,846	\$ -	116.92%
259 Transportation Safety Highway HB	\$ -	\$ 5,000	\$ 5,000	\$ -	\$ -	0.00%
262 AJF Medical Cost	\$ 30,735	\$ 25,425	\$ 25,425	\$ 30,735	\$ -	120.88%
263 Sheriff Civil Operations	\$ 1,703	\$ 5,500	\$ 5,500	\$ 350,768	\$ -	6,377.61%
264 Cannabis Regulation - Local	\$ -	\$ -	\$ -	\$ 9,738	\$ -	N/A
<b>420 Merit Commission</b>	<b>\$ 6,117</b>	<b>\$ 98,578</b>	<b>\$ 98,578</b>	<b>\$ 74,034</b>	<b>\$ -</b>	<b>75.10%</b>
001 General Fund	\$ 6,117	\$ 98,578	\$ 98,578	\$ 74,034	\$ -	75.10%
<b>425 Kane Comm</b>	<b>\$ 224,909</b>	<b>\$ 2,276,438</b>	<b>\$ 2,276,438</b>	<b>\$ 2,182,004</b>	<b>\$ -</b>	<b>95.85%</b>
269 Kane Comm	\$ 224,909	\$ 2,276,438	\$ 2,276,438	\$ 2,182,004	\$ -	95.85%
<b>430 Court Services</b>	<b>\$ 1,152,071</b>	<b>\$ 15,662,122</b>	<b>\$ 15,662,122</b>	<b>\$ 12,591,373</b>	<b>\$ 0</b>	<b>80.39%</b>
001 General Fund	\$ 1,070,575	\$ 13,142,892	\$ 13,142,892	\$ 11,596,968	\$ 0	88.24%
270 Probation Services	\$ 58,857	\$ 1,716,526	\$ 1,716,526	\$ 687,776	\$ -	40.07%
271 Substance Abuse Screening	\$ 1,760	\$ 80,000	\$ 80,000	\$ 14,082	\$ -	17.60%
273 Drug Court Special Resources	\$ 20,879	\$ 584,327	\$ 584,327	\$ 167,445	\$ -	28.66%
275 Juvenile Drug Court	\$ -	\$ 102,677	\$ 102,677	\$ 111,486	\$ -	108.58%
276 Probation Victim Services	\$ -	\$ 10,000	\$ 10,000	\$ 12,000	\$ -	120.00%
277 Victim Impact Panel	\$ -	\$ 25,000	\$ 25,000	\$ -	\$ -	0.00%
278 Juvenile Justice Donation Fund	\$ -	\$ 700	\$ 700	\$ 1,616	\$ -	230.92%
<b>490 Coroner</b>	<b>\$ 200,547</b>	<b>\$ 1,528,128</b>	<b>\$ 1,528,128</b>	<b>\$ 1,470,074</b>	<b>\$ (0)</b>	<b>96.20%</b>
001 General Fund	\$ 190,606	\$ 1,389,118	\$ 1,389,118	\$ 1,376,902	\$ (0)	99.12%
289 Coroner Administration	\$ 9,941	\$ 139,010	\$ 139,010	\$ 93,172	\$ -	67.03%
<b>500 Animal Control</b>	<b>\$ 74,211</b>	<b>\$ 871,700</b>	<b>\$ 871,700</b>	<b>\$ 739,611</b>	<b>\$ (0)</b>	<b>84.85%</b>
290 Animal Control	\$ 74,211	\$ 871,700	\$ 871,700	\$ 739,611	\$ (0)	84.85%
<b>520 Transportation</b>	<b>\$ 8,801,307</b>	<b>\$ 90,861,939</b>	<b>\$ 90,304,939</b>	<b>\$ 56,890,083</b>	<b>\$ 0</b>	<b>63.00%</b>
300 County Highway	\$ 958,599	\$ 8,671,663	\$ 8,671,663	\$ 6,267,168	\$ 0	72.27%
301 County Bridge	\$ 23,328	\$ 410,000	\$ 410,000	\$ 565,263	\$ 0	137.87%
302 Motor Fuel Tax	\$ 466,180	\$ 14,083,342	\$ 14,083,342	\$ 7,717,547	\$ -	54.80%
303 County Highway Matching	\$ -	\$ 67,270	\$ 67,270	\$ -	\$ 0	0.00%
304 Motor Fuel Local Option	\$ 2,447,672	\$ 17,308,176	\$ 17,308,176	\$ 12,159,759	\$ (0)	70.25%
305 Transportation Sales Tax	\$ 3,431,001	\$ 29,402,949	\$ 29,402,949	\$ 19,403,185	\$ 0	65.99%
515 Longmeadow Bond Construction	\$ 669,891	\$ 11,040,000	\$ 11,040,000	\$ 5,199,372	\$ -	47.10%
540 Transportation Capital	\$ 172,502	\$ 1,274,796	\$ 1,274,796	\$ 1,088,946	\$ (0)	85.42%
550 Aurora Area Impact Fees	\$ -	\$ 670,000	\$ 670,000	\$ -	\$ -	0.00%
551 Campton Hills Impact Fees	\$ 72,051	\$ 574,107	\$ 574,107	\$ 597,124	\$ -	104.01%
552 Greater Elgin Impact Fees	\$ -	\$ 533,194	\$ 533,194	\$ -	\$ -	0.00%
553 Northwest Impact Fees	\$ -	\$ 190,000	\$ 190,000	\$ -	\$ -	0.00%
554 Southwest Impact Fees	\$ 1,640	\$ 2,000	\$ -	\$ 138,196	\$ (0)	N/A
555 Tri-Cities Impact Fees	\$ 1,918	\$ 909,442	\$ 909,442	\$ 635,873	\$ (0)	69.92%
556 Upper Fox Impact Fees	\$ -	\$ 635,000	\$ 635,000	\$ 318,644	\$ -	50.18%
557 West Central Impact Fees	\$ -	\$ 65,000	\$ 65,000	\$ -	\$ -	0.00%
558 North Impact Fees	\$ 519,416	\$ 925,000	\$ 370,000	\$ 801,626	\$ 0	216.66%
559 Central Impact Fees	\$ 2,259	\$ 3,047,500	\$ 3,047,500	\$ 675,416	\$ 0	22.16%
560 South Impact Fees	\$ 34,851	\$ 1,052,500	\$ 1,052,500	\$ 1,321,964	\$ -	125.60%

**Kane County Expenditure Report - Summary**  
**Through November 30, 2020 (100.0% YTD, 100.00% Payroll Expense through 11/30/2020)**  
**DRAFT**

	Current Month	Total Amended	Total Amended	YTD Actual	YTD	Total % Used
	Transactions	Budget	excluding Net	Transactions	Encumbrances	
			Income			
<b>580 Health</b>	<b>\$ 3,433,494</b>	<b>\$ 18,451,994</b>	<b>\$ 18,451,994</b>	<b>\$ 13,168,975</b>	<b>\$ 0</b>	<b>71.37%</b>
350 County Health	\$ 3,391,247	\$ 17,893,377	\$ 17,893,377	\$ 12,594,668	\$ 0	70.39%
351 Kane Kares	\$ 42,248	\$ 558,617	\$ 558,617	\$ 574,307	\$ -	102.81%
<b>660 Veterans' Commission</b>	<b>\$ 25,681</b>	<b>\$ 334,505</b>	<b>\$ 334,505</b>	<b>\$ 291,229</b>	<b>\$ -</b>	<b>87.06%</b>
380 Veterans' Commission	\$ 25,681	\$ 334,505	\$ 334,505	\$ 291,229	\$ -	87.06%
<b>670 Environmental Management</b>	<b>\$ 116,775</b>	<b>\$ 1,639,986</b>	<b>\$ 1,639,986</b>	<b>\$ 1,435,932</b>	<b>\$ -</b>	<b>87.56%</b>
001 General Fund	\$ 76,264	\$ 512,469	\$ 512,469	\$ 511,761	\$ -	99.86%
420 Stormwater Management	\$ 891	\$ 112,392	\$ 112,392	\$ 11,832	\$ -	10.53%
650 Enterprise Surcharge	\$ 39,620	\$ 359,349	\$ 359,349	\$ 298,836	\$ -	83.16%
651 Enterprise General	\$ -	\$ 655,776	\$ 655,776	\$ 613,504	\$ -	93.55%
<b>690 Development</b>	<b>\$ 1,006,227</b>	<b>\$ 6,982,512</b>	<b>\$ 6,946,434</b>	<b>\$ 7,452,052</b>	<b>\$ 0</b>	<b>107.28%</b>
001 General Fund	\$ 102,742	\$ 1,122,436	\$ 1,122,436	\$ 1,118,356	\$ -	99.64%
400 Economic Development	\$ 4,943	\$ 141,819	\$ 141,819	\$ 89,596	\$ -	63.18%
401 Community Dev Block Program	\$ 421,209	\$ 1,913,505	\$ 1,913,505	\$ 2,070,235	\$ 0	108.19%
402 HOME Program	\$ 73,160	\$ 1,020,914	\$ 1,020,914	\$ 2,086,482	\$ -	204.37%
404 Homeless Management Info Systems	\$ 14,301	\$ 155,937	\$ 155,937	\$ 187,812	\$ -	120.44%
405 Cost Share Drainage	\$ 116,314	\$ 308,578	\$ 292,500	\$ 311,263	\$ 0	106.41%
406 OCR & Recovery Act Programs	\$ 1,207	\$ 360,373	\$ 360,373	\$ 359,535	\$ -	99.77%
407 Quality of Kane Grants	\$ -	\$ 30,110	\$ 30,110	\$ -	\$ -	0.00%
408 Neighborhood Stabilization Progr	\$ -	\$ 20,000	\$ -	\$ -	\$ -	N/A
409 Continuum of Care Planning Grant	\$ 6,570	\$ 75,852	\$ 75,852	\$ 64,152	\$ -	84.58%
410 Elgin CDBG	\$ 27,301	\$ 344,650	\$ 344,650	\$ 441,308	\$ -	128.05%
415 Homeless Prevention Program	\$ 49,655	\$ 108,750	\$ 108,750	\$ 49,655	\$ -	45.66%
425 Blighted Structure Demolition	\$ -	\$ 120,000	\$ 120,000	\$ 24,450	\$ -	20.38%
435 Growing for Kane	\$ -	\$ 70,720	\$ 70,720	\$ 32,897	\$ -	46.52%
520 Mill Creek Special Service Area	\$ 174,323	\$ 1,155,075	\$ 1,155,075	\$ 600,594	\$ 0	52.00%
5300 Sunvale SBA SW 37	\$ -	\$ 488	\$ 488	\$ -	\$ -	0.00%
5301 Middle Creek SBA SW38	\$ -	\$ 1,950	\$ 1,950	\$ -	\$ -	0.00%
5302 Shirewood Farm SSA SW39	\$ -	\$ 2,348	\$ 2,348	\$ -	\$ -	0.00%
5303 Ogden Gardens SBA SW40	\$ -	\$ 2,540	\$ 2,540	\$ -	\$ -	0.00%
5304 Wildwood West SBA SW41	\$ -	\$ 9,752	\$ 9,752	\$ -	\$ -	0.00%
5306 Cheval DeSelle Venetian SBA SW43	\$ 5,129	\$ 5,129	\$ 5,129	\$ 5,129	\$ -	100.00%
5308 Plank Road Estates SBA SW45	\$ 3,186	\$ 3,386	\$ 3,386	\$ 3,186	\$ -	94.09%
5310 Exposition View SBA SW47	\$ 3,726	\$ 4,105	\$ 4,105	\$ 3,726	\$ -	90.77%
5311 Pasadena Drive SBA SW48	\$ 2,461	\$ 2,880	\$ 2,880	\$ 2,461	\$ -	85.44%
5312 Tamara Dittman SBA SW 50	\$ -	\$ 1,215	\$ 1,215	\$ 1,214	\$ -	99.95%
<b>760 Debt Service</b>	<b>\$ -</b>	<b>\$ 10,690,329</b>	<b>\$ 10,668,498</b>	<b>\$ 9,419,603</b>	<b>\$ -</b>	<b>88.29%</b>
601 Public Building Commission	\$ -	\$ 1,102,786	\$ 1,102,786	\$ 1,102,786	\$ -	100.00%
610 Capital Improvement Debt Service	\$ -	\$ 982,224	\$ 982,224	\$ 74,000	\$ -	7.53%
620 Motor Fuel Tax Debt Service	\$ -	\$ 3,567,800	\$ 3,567,800	\$ 3,412,119	\$ -	95.64%
622 Recovery Zone Bond Debt Service	\$ -	\$ 880,749	\$ 858,918	\$ 858,918	\$ -	100.00%
623 JJC/AJC Refunding Debt Service	\$ -	\$ 2,938,000	\$ 2,938,000	\$ 2,751,975	\$ -	93.67%
624 Longmeadow Debt Service	\$ -	\$ -	\$ -	\$ 1,037	\$ -	N/A
625 Longmeadow Debt Srv - Cap Int	\$ -	\$ 1,218,770	\$ 1,218,770	\$ 1,218,769	\$ -	100.00%

**Kane County Expenditure Report - Summary**  
**Through November 30, 2020 (100.0% YTD, 100.00% Payroll Expense through 11/30/2020)**  
**DRAFT**

	Current Month Transactions	Total Amended Budget	Total Amended Budget excluding Net Income	YTD Actual Transactions	YTD Encumbrances	Total % Used
<b>800 Other- Countywide Expenses</b>	<b>\$ 86,206,203</b>	<b>\$ 205,149,869</b>	<b>\$ 165,555,216</b>	<b>\$ 159,292,769</b>	<b>\$ (0)</b>	<b>96.22%</b>
001 General Fund	\$ 19,532,530	\$ 27,056,868	\$ 27,056,868	\$ 26,467,746	\$ 0	97.82%
100 County Automation	\$ -	\$ 15,000	\$ 15,000	\$ -	\$ -	0.00%
110 Illinois Municipal Retirement	\$ 2,865,668	\$ 10,562,745	\$ 10,562,745	\$ 7,198,548	\$ -	68.15%
111 FICA/Social Security	\$ 1,213,999	\$ 5,816,512	\$ 5,748,512	\$ 4,194,855	\$ -	72.97%
112 Special Reserve	\$ -	\$ 19,329,633	\$ 315,000	\$ 315,000	\$ -	100.00%
113 Emergency Reserve	\$ -	\$ 113,300	\$ -	\$ -	\$ -	N/A
114 Property Tax Freeze Protection	\$ -	\$ 5,861,794	\$ 3,676,794	\$ 3,676,794	\$ -	100.00%
125 Public Safety Sales Tax	\$ 86,154	\$ 3,829,623	\$ 2,608,186	\$ 2,230,596	\$ 0	85.52%
127 Judicial Technology Sales Tax	\$ 191,784	\$ 1,096,000	\$ 930,322	\$ 967,102	\$ -	103.95%
353 Coronavirus Relief Fund	\$ 55,675,556	\$ 93,020,218	\$ 78,768,357	\$ 86,469,351	\$ -	109.78%
500 Capital Projects	\$ 605,814	\$ 5,514,926	\$ 3,348,182	\$ 1,501,218	\$ (0)	44.84%
501 Judicial Facility Construction	\$ -	\$ 408,000	\$ 13,250,562	\$ -	\$ -	0.00%
510 Capital Improvement Bond Const	\$ 2,571,879	\$ 13,250,562	\$ 13,250,562	\$ 9,466,660	\$ -	71.44%
652 Health Insurance Fund	\$ 3,462,819	\$ 19,274,688	\$ 19,274,688	\$ 16,804,899	\$ -	87.19%
<b>900 Contingency</b>	<b>\$ -</b>	<b>\$ 481,077</b>	<b>\$ 408,477</b>	<b>\$ -</b>	<b>\$ -</b>	<b>0.00%</b>
001 General Fund	\$ -	\$ 408,477	\$ 408,477	\$ -	\$ -	0.00%
660 Working Cash	\$ -	\$ 72,600	\$ -	\$ -	\$ -	N/A
<b>Grand Total</b>	<b>\$ 104,946,521</b>	<b>\$ 447,745,439</b>	<b>\$ 406,906,806</b>	<b>\$ 332,878,127</b>	<b>\$ 0</b>	<b>81.81%</b>

**Kane County Expenditure Report - Detail**  
**Through November 30, 2020 (100.0% YTD, 100.0% Payroll Expense 11/30/2020)**  
**DRAFT**

	Current Month	Total Amended	Total Amended	YTD Actual	YTD	Total % Used
	Transactions	Budget	excluding Net	Transactions	Encumbrances	
			Income			
<b>010 County Board</b>	\$ 502,435	\$ 5,989,433	\$ 5,918,536	\$ 5,008,577	\$ -	84.63%
<b>001 General Fund</b>	\$ 99,843	\$ 1,330,823	\$ 1,330,823	\$ 1,261,629	\$ -	94.80%
Personnel Services- Salaries & Wages	\$ 76,414	\$ 942,839	\$ 942,839	\$ 921,519	\$ -	97.74%
Personnel Services- Employee Benefits	\$ 23,133	\$ 317,817	\$ 317,817	\$ 300,310	\$ -	94.49%
Contractual Services	\$ -	\$ 62,667	\$ 62,667	\$ 34,824	\$ -	55.57%
Commodities	\$ 296	\$ 7,500	\$ 7,500	\$ 4,976	\$ -	66.35%
<b>120 Grand Victoria Casino Elgin</b>	\$ 396,086	\$ 3,341,889	\$ 3,270,992	\$ 3,381,035	\$ -	103.36%
Personnel Services- Salaries & Wages	\$ 3,918	\$ 53,000	\$ 53,000	\$ 47,417	\$ -	89.47%
Personnel Services- Employee Benefits	\$ 3,394	\$ 68,374	\$ 68,374	\$ 41,866	\$ -	61.23%
Contractual Services	\$ 388,451	\$ 808,996	\$ 808,996	\$ 946,702	\$ -	117.02%
Commodities	\$ 323	\$ 6,339	\$ 6,339	\$ 10,767	\$ -	169.85%
Contingency and Other	\$ -	\$ 70,897	\$ -	\$ -	\$ -	N/A
Transfers Out	\$ -	\$ 2,334,283	\$ 2,334,283	\$ 2,334,283	\$ -	100.00%
<b>430 Farmland Preservation</b>	\$ 6,506	\$ 1,316,721	\$ 1,316,721	\$ 365,914	\$ -	27.79%
Personnel Services- Salaries & Wages	\$ 4,146	\$ 39,735	\$ 39,735	\$ 39,641	\$ -	99.76%
Personnel Services- Employee Benefits	\$ 522	\$ 7,844	\$ 7,844	\$ 5,566	\$ -	70.95%
Contractual Services	\$ 1,838	\$ 109,142	\$ 109,142	\$ 17,305	\$ -	15.86%
Capital	\$ -	\$ 1,160,000	\$ 1,160,000	\$ 303,402	\$ -	26.16%
<b>040 Finance</b>	\$ 71,938	\$ 1,076,883	\$ 1,076,883	\$ 1,029,705	\$ (0)	95.62%
<b>001 General Fund</b>	\$ 71,938	\$ 1,076,883	\$ 1,076,883	\$ 1,029,705	\$ (0)	95.62%
Personnel Services- Salaries & Wages	\$ 58,564	\$ 776,140	\$ 776,140	\$ 744,961	\$ -	95.98%
Personnel Services- Employee Benefits	\$ 12,649	\$ 174,355	\$ 174,355	\$ 172,185	\$ -	98.76%
Contractual Services	\$ 417	\$ 121,538	\$ 121,538	\$ 108,288	\$ -	89.10%
Commodities	\$ 309	\$ 4,850	\$ 4,850	\$ 4,272	\$ 0	88.08%
<b>060 Information Technologies</b>	\$ 410,766	\$ 6,364,632	\$ 6,364,632	\$ 5,181,131	\$ 0	81.41%
<b>001 General Fund</b>	\$ 324,215	\$ 4,190,803	\$ 4,190,803	\$ 3,449,128	\$ 0	82.30%
Personnel Services- Salaries & Wages	\$ 205,164	\$ 2,897,030	\$ 2,897,030	\$ 2,639,437	\$ -	91.11%
Personnel Services- Employee Benefits	\$ 29,853	\$ 640,793	\$ 640,793	\$ 429,542	\$ -	67.03%
Contractual Services	\$ 73,317	\$ 569,544	\$ 569,544	\$ 293,895	\$ 0	51.60%
Commodities	\$ 15,882	\$ 83,436	\$ 83,436	\$ 86,255	\$ (0)	103.38%
<b>101 Geographic Information Systems</b>	\$ 84,588	\$ 1,868,329	\$ 1,868,329	\$ 1,550,965	\$ 0	83.01%
Personnel Services- Salaries & Wages	\$ 59,015	\$ 738,020	\$ 738,020	\$ 722,995	\$ -	97.96%
Personnel Services- Employee Benefits	\$ 19,446	\$ 249,098	\$ 249,098	\$ 239,971	\$ -	96.34%
Contractual Services	\$ 285	\$ 714,707	\$ 714,707	\$ 466,116	\$ (0)	65.22%
Commodities	\$ 5,841	\$ 38,200	\$ 38,200	\$ 13,851	\$ -	36.26%
Capital	\$ -	\$ 86,000	\$ 86,000	\$ 65,729	\$ -	76.43%
Transfers Out	\$ -	\$ 42,304	\$ 42,304	\$ 42,304	\$ -	100.00%
<b>385 IL Counties Information Mgmt</b>	\$ -	\$ 8,000	\$ 8,000	\$ 127	\$ -	1.59%
Contractual Services	\$ -	\$ 8,000	\$ 8,000	\$ 127	\$ -	1.59%
<b>390 Web Technical Services</b>	\$ 1,964	\$ 297,500	\$ 297,500	\$ 180,911	\$ -	60.81%
Contractual Services	\$ 1,964	\$ 297,500	\$ 297,500	\$ 180,911	\$ -	60.81%
<b>080 Building Management</b>	\$ 556,398	\$ 4,693,364	\$ 4,693,364	\$ 4,672,802	\$ -	99.56%
<b>001 General Fund</b>	\$ 556,398	\$ 4,693,364	\$ 4,693,364	\$ 4,672,802	\$ -	99.56%
Personnel Services- Salaries & Wages	\$ 110,341	\$ 1,201,962	\$ 1,201,962	\$ 1,188,014	\$ -	98.84%
Personnel Services- Employee Benefits	\$ 18,760	\$ 262,688	\$ 262,688	\$ 256,074	\$ -	97.48%
Contractual Services	\$ 169,086	\$ 1,608,321	\$ 1,608,321	\$ 1,608,321	\$ (0)	100.00%
Commodities	\$ 258,212	\$ 1,620,393	\$ 1,620,393	\$ 1,620,393	\$ -	100.00%
<b>120 Human Resource Management</b>	\$ 206,977	\$ 4,161,485	\$ 4,161,485	\$ 3,546,349	\$ 0	85.22%
<b>001 General Fund</b>	\$ 206,977	\$ 4,161,485	\$ 4,161,485	\$ 3,546,349	\$ 0	85.22%
Personnel Services- Salaries & Wages	\$ 19,821	\$ 193,199	\$ 193,199	\$ 181,653	\$ -	94.02%
Personnel Services- Employee Benefits	\$ 2,689	\$ 56,838	\$ 56,838	\$ 35,578	\$ -	62.59%
Contractual Services	\$ 3,533	\$ 42,350	\$ 42,350	\$ 26,163	\$ -	61.78%
Commodities	\$ 925	\$ 6,300	\$ 6,300	\$ 5,259	\$ (0)	83.47%

**Kane County Expenditure Report - Detail**  
**Through November 30, 2020 (100.0% YTD, 100.0% Payroll Expense 11/30/2020)**  
**DRAFT**

	Current Month Transactions	Total Amended Budget	Total Amended Budget excluding Net Income	YTD Actual Transactions	YTD Encumbrances	Total % Used
<b>010 Insurance Liability</b>	\$ 180,010	\$ 3,861,814	\$ 3,861,814	\$ 3,297,697	\$ 0	85.39%
Personnel Services- Salaries & Wages	\$ 9,245	\$ 139,129	\$ 139,129	\$ 136,111	\$ -	97.83%
Personnel Services- Employee Benefits	\$ 2,286	\$ 43,243	\$ 43,243	\$ 36,442	\$ -	84.27%
Contractual Services	\$ 168,465	\$ 3,679,442	\$ 3,679,442	\$ 3,125,131	\$ 0	84.93%
Commodities	\$ 13	\$ -	\$ -	\$ 13	\$ -	N/A
<b>246 Employee Events Fund</b>	\$ -	\$ 984	\$ 984	\$ -	\$ -	0.00%
Commodities	\$ -	\$ 984	\$ 984	\$ -	\$ -	0.00%
<b>140 County Auditor</b>	\$ 22,486	\$ 296,321	\$ 296,321	\$ 276,676	\$ -	93.37%
<b>001 General Fund</b>	\$ 22,486	\$ 296,321	\$ 296,321	\$ 276,676	\$ -	93.37%
Personnel Services- Salaries & Wages	\$ 19,517	\$ 238,315	\$ 238,315	\$ 237,987	\$ -	99.86%
Personnel Services- Employee Benefits	\$ 2,909	\$ 34,731	\$ 34,731	\$ 35,149	\$ -	101.20%
Contractual Services	\$ 8	\$ 21,525	\$ 21,525	\$ 2,836	\$ -	13.18%
Commodities	\$ 52	\$ 1,750	\$ 1,750	\$ 704	\$ -	40.21%
<b>150 Treasurer/Collector</b>	\$ 141,054	\$ 1,030,399	\$ 965,492	\$ 778,795	\$ 0	80.66%
<b>001 General Fund</b>	\$ 79,034	\$ 795,507	\$ 730,600	\$ 684,603	\$ 0	93.70%
Personnel Services- Salaries & Wages	\$ 70,861	\$ 586,751	\$ 586,751	\$ 581,098	\$ -	99.04%
Personnel Services- Employee Benefits	\$ 7,786	\$ 115,177	\$ 115,177	\$ 85,525	\$ -	74.26%
Contractual Services	\$ 38	\$ 23,500	\$ 23,500	\$ 12,808	\$ -	54.50%
Commodities	\$ 349	\$ 5,172	\$ 5,172	\$ 5,172	\$ 0	99.99%
Contingency and Other	\$ -	\$ 64,907	\$ -	\$ -	\$ -	N/A
<b>150 Tax Sale Automation</b>	\$ (24,678)	\$ 148,195	\$ 148,195	\$ 7,495	\$ -	5.06%
Personnel Services- Salaries & Wages	\$ (22,924)	\$ 35,000	\$ 35,000	\$ -	\$ -	0.00%
Personnel Services- Employee Benefits	\$ (1,754)	\$ 2,680	\$ 2,680	\$ -	\$ -	0.00%
Contractual Services	\$ -	\$ 67,015	\$ 67,015	\$ 4,244	\$ -	6.33%
Commodities	\$ -	\$ 10,000	\$ 10,000	\$ 1,417	\$ -	14.17%
Capital	\$ -	\$ 33,500	\$ 33,500	\$ 1,834	\$ -	5.48%
<b>268 Sale &amp; Error</b>	\$ 86,697	\$ 86,697	\$ 86,697	\$ 86,697	\$ -	100.00%
Transfers Out	\$ 86,697	\$ 86,697	\$ 86,697	\$ 86,697	\$ -	100.00%
<b>170 Supervisor of Assessments</b>	\$ 92,980	\$ 1,232,683	\$ 1,232,683	\$ 1,031,059	\$ (0)	83.64%
<b>001 General Fund</b>	\$ 92,980	\$ 1,232,683	\$ 1,232,683	\$ 1,031,059	\$ (0)	83.64%
Personnel Services- Salaries & Wages	\$ 66,749	\$ 859,199	\$ 859,199	\$ 778,117	\$ -	90.56%
Personnel Services- Employee Benefits	\$ 15,909	\$ 259,597	\$ 259,597	\$ 188,471	\$ -	72.60%
Contractual Services	\$ 7,495	\$ 94,212	\$ 94,212	\$ 50,037	\$ (0)	53.11%
Commodities	\$ 2,827	\$ 19,675	\$ 19,675	\$ 14,434	\$ (0)	73.36%
<b>190 County Clerk</b>	\$ 397,634	\$ 5,744,824	\$ 5,592,553	\$ 4,863,153	\$ (0)	86.96%
<b>001 General Fund</b>	\$ 392,964	\$ 3,852,683	\$ 3,852,683	\$ 3,708,417	\$ (0)	96.26%
Personnel Services- Salaries & Wages	\$ 340,431	\$ 2,389,605	\$ 2,389,605	\$ 2,251,593	\$ -	94.22%
Personnel Services- Employee Benefits	\$ 20,600	\$ 307,682	\$ 307,682	\$ 285,222	\$ -	92.70%
Contractual Services	\$ 93,353	\$ 790,296	\$ 790,296	\$ 861,080	\$ -	108.96%
Commodities	\$ (61,420)	\$ 365,100	\$ 365,100	\$ 310,521	\$ (0)	85.05%

**Kane County Expenditure Report - Detail**  
**Through November 30, 2020 (100.0% YTD, 100.0% Payroll Expense 11/30/2020)**  
**DRAFT**

	Current Month Transactions	Total Amended Budget	Total Amended Budget excluding Net Income	YTD Actual Transactions	YTD Encumbrances	Total % Used
<b>160 Vital Records Automation</b>	\$ 4,670	\$ 276,536	\$ 124,265	\$ 99,551	\$ -	80.11%
Personnel Services- Salaries & Wages	\$ 3,122	\$ 41,419	\$ 41,419	\$ 35,195	\$ -	84.97%
Personnel Services- Employee Benefits	\$ 769	\$ 12,898	\$ 12,898	\$ 8,939	\$ -	69.31%
Contractual Services	\$ 543	\$ 28,948	\$ 28,948	\$ 15,908	\$ -	54.95%
Commodities	\$ 237	\$ 16,000	\$ 16,000	\$ 237	\$ -	1.48%
Contingency and Other	\$ -	\$ 152,271	\$ -	\$ -	\$ -	N/A
Capital	\$ -	\$ 25,000	\$ 25,000	\$ 39,272	\$ -	157.09%
<b>161 Election Equipment Fund</b>	\$ -	\$ 1,615,605	\$ 1,615,605	\$ 1,055,185	\$ -	65.31%
Commodities	\$ -	\$ 1,615,605	\$ 1,615,605	\$ 1,055,185	\$ -	65.31%
<b>210 Recorder</b>	\$ 86,860	\$ 1,823,700	\$ 1,823,700	\$ 1,352,365	\$ -	74.15%
<b>001 General Fund</b>	\$ 64,954	\$ 809,639	\$ 809,639	\$ 663,302	\$ -	81.93%
Personnel Services- Salaries & Wages	\$ 55,513	\$ 657,747	\$ 657,747	\$ 562,043	\$ -	85.45%
Personnel Services- Employee Benefits	\$ 8,245	\$ 147,479	\$ 147,479	\$ 98,793	\$ -	66.99%
Contractual Services	\$ 912	\$ 2,343	\$ 2,343	\$ 1,341	\$ -	57.22%
Commodities	\$ 284	\$ 2,070	\$ 2,070	\$ 1,125	\$ -	54.35%
<b>170 Recorder's Automation</b>	\$ 21,906	\$ 1,014,061	\$ 1,014,061	\$ 689,063	\$ -	67.95%
Personnel Services- Salaries & Wages	\$ 14,821	\$ 212,201	\$ 212,201	\$ 150,358	\$ -	70.86%
Personnel Services- Employee Benefits	\$ 4,607	\$ 81,643	\$ 81,643	\$ 50,989	\$ -	62.45%
Contractual Services	\$ 240	\$ 429,985	\$ 429,985	\$ 376,208	\$ -	87.49%
Commodities	\$ 2,239	\$ 165,232	\$ 165,232	\$ 24,508	\$ -	14.83%
Capital	\$ -	\$ 125,000	\$ 125,000	\$ 87,000	\$ -	69.60%
<b>230 Regional Office of Education</b>	\$ 18,685	\$ 315,952	\$ 315,952	\$ 315,952	\$ -	100.00%
<b>001 General Fund</b>	\$ 18,685	\$ 315,952	\$ 315,952	\$ 315,952	\$ -	100.00%
Personnel Services- Salaries & Wages	\$ 14,884	\$ 263,892	\$ 263,892	\$ 270,614	\$ -	102.55%
Personnel Services- Employee Benefits	\$ 3,800	\$ 47,485	\$ 47,485	\$ 45,338	\$ -	95.48%
Contractual Services	\$ -	\$ 4,575	\$ 4,575	\$ -	\$ -	0.00%
<b>240 Judiciary and Courts</b>	\$ 330,393	\$ 3,425,421	\$ 3,418,071	\$ 2,860,638	\$ -	83.69%
<b>001 General Fund</b>	\$ 290,982	\$ 3,203,441	\$ 3,203,441	\$ 2,701,078	\$ -	84.32%
Personnel Services- Salaries & Wages	\$ 122,740	\$ 1,577,698	\$ 1,577,698	\$ 1,356,233	\$ -	85.96%
Personnel Services- Employee Benefits	\$ 23,405	\$ 393,950	\$ 393,950	\$ 284,297	\$ -	72.17%
Contractual Services	\$ 122,024	\$ 1,149,549	\$ 1,149,549	\$ 978,305	\$ -	85.10%
Commodities	\$ 22,813	\$ 82,244	\$ 82,244	\$ 82,244	\$ -	100.00%
<b>195 Children's Waiting Room</b>	\$ 19,202	\$ 137,000	\$ 137,000	\$ 103,692	\$ -	75.69%
Contractual Services	\$ 19,202	\$ 125,000	\$ 125,000	\$ 91,692	\$ -	73.35%
Transfers Out	\$ -	\$ 12,000	\$ 12,000	\$ 12,000	\$ -	100.00%
<b>196 D.U.I.</b>	\$ -	\$ 12,350	\$ 5,000	\$ -	\$ -	0.00%
Contractual Services	\$ -	\$ 5,000	\$ 5,000	\$ -	\$ -	0.00%
Contingency and Other	\$ -	\$ 7,350	\$ -	\$ -	\$ -	N/A
<b>197 Foreclosure Mediation Fund</b>	\$ 20,060	\$ 58,000	\$ 58,000	\$ 44,378	\$ -	76.51%
Contractual Services	\$ 20,060	\$ 56,000	\$ 56,000	\$ 44,094	\$ -	78.74%
Commodities	\$ -	\$ 2,000	\$ 2,000	\$ 284	\$ -	14.20%

**Kane County Expenditure Report - Detail**  
**Through November 30, 2020 (100.0% YTD, 100.0% Payroll Expense 11/30/2020)**  
**DRAFT**

	Current Month Transactions	Total Amended Budget	Total Amended Budget excluding Net Income	YTD Actual Transactions	YTD Encumbrances	Total % Used
<b>492 Marriage Fees</b>	\$ 149	\$ 14,630	\$ 14,630	\$ 11,489	\$ -	78.53%
Contractual Services	\$ -	\$ -	\$ -	\$ 10,085	\$ -	N/A
Commodities	\$ 149	\$ 14,630	\$ 14,630	\$ 1,404	\$ -	9.60%
<b>250 Circuit Clerk</b>	\$ 661,255	\$ 7,639,140	\$ 7,393,868	\$ 6,096,425	\$ -	82.45%
<b>001 General Fund</b>	\$ 280,816	\$ 3,901,369	\$ 3,901,369	\$ 3,225,120	\$ -	82.67%
Personnel Services- Salaries & Wages	\$ 215,739	\$ 3,035,083	\$ 3,035,083	\$ 2,592,439	\$ -	85.42%
Personnel Services- Employee Benefits	\$ 45,870	\$ 694,036	\$ 694,036	\$ 538,634	\$ -	77.61%
Contractual Services	\$ 18,303	\$ 126,341	\$ 126,341	\$ 76,942	\$ -	60.90%
Commodities	\$ 903	\$ 45,909	\$ 45,909	\$ 17,105	\$ -	37.26%
<b>200 Court Automation</b>	\$ 214,065	\$ 1,350,282	\$ 1,350,282	\$ 1,143,879	\$ -	84.71%
Personnel Services- Salaries & Wages	\$ 39,131	\$ 503,492	\$ 503,492	\$ 495,327	\$ -	98.38%
Personnel Services- Employee Benefits	\$ 15,562	\$ 187,725	\$ 187,725	\$ 197,294	\$ -	105.10%
Contractual Services	\$ 6,460	\$ 237,935	\$ 237,935	\$ 138,548	\$ -	58.23%
Commodities	\$ 3,413	\$ 111,630	\$ 111,630	\$ 13,709	\$ -	12.28%
Capital	\$ -	\$ 10,500	\$ 10,500	\$ -	\$ -	0.00%
Transfers Out	\$ 149,500	\$ 299,000	\$ 299,000	\$ 299,000	\$ -	100.00%
<b>201 Court Document Storage</b>	\$ 120,024	\$ 1,302,076	\$ 1,302,076	\$ 1,098,967	\$ -	84.40%
Personnel Services- Salaries & Wages	\$ 55,660	\$ 683,748	\$ 683,748	\$ 649,979	\$ -	95.06%
Personnel Services- Employee Benefits	\$ 27,664	\$ 382,642	\$ 382,642	\$ 325,982	\$ -	85.19%
Contractual Services	\$ 31,839	\$ 159,072	\$ 159,072	\$ 97,351	\$ -	61.20%
Commodities	\$ 4,860	\$ 61,614	\$ 61,614	\$ 25,655	\$ -	41.64%
Capital	\$ -	\$ 15,000	\$ 15,000	\$ -	\$ -	0.00%
<b>202 Child Support</b>	\$ 7,164	\$ 171,816	\$ 171,816	\$ 91,362	\$ -	53.17%
Personnel Services- Salaries & Wages	\$ 5,405	\$ 111,633	\$ 111,633	\$ 64,850	\$ -	58.09%
Personnel Services- Employee Benefits	\$ 1,759	\$ 42,675	\$ 42,675	\$ 21,312	\$ -	49.94%
Contractual Services	\$ -	\$ 17,208	\$ 17,208	\$ 5,200	\$ -	30.22%
Commodities	\$ -	\$ 300	\$ 300	\$ -	\$ -	0.00%
<b>203 Circuit Clerk Admin Services</b>	\$ 20,830	\$ 386,097	\$ 386,097	\$ 307,787	\$ -	79.72%
Personnel Services- Salaries & Wages	\$ 14,346	\$ 237,879	\$ 237,879	\$ 204,594	\$ -	86.01%
Personnel Services- Employee Benefits	\$ 6,052	\$ 99,172	\$ 99,172	\$ 86,656	\$ -	87.38%
Contractual Services	\$ -	\$ 29,046	\$ 29,046	\$ 15,547	\$ -	53.53%
Commodities	\$ 432	\$ 20,000	\$ 20,000	\$ 990	\$ -	4.95%
<b>204 Circuit Clk Electronic Citation</b>	\$ 18,357	\$ 377,000	\$ 272,228	\$ 229,311	\$ -	84.23%
Personnel Services- Salaries & Wages	\$ 11,513	\$ 156,749	\$ 156,749	\$ 142,573	\$ -	90.96%
Personnel Services- Employee Benefits	\$ 6,310	\$ 89,143	\$ 89,143	\$ 78,208	\$ -	87.73%
Contractual Services	\$ 3	\$ 25,705	\$ 25,705	\$ 7,933	\$ -	30.86%
Commodities	\$ 531	\$ 631	\$ 631	\$ 597	\$ -	94.60%
Contingency and Other	\$ -	\$ 104,772	\$ -	\$ -	\$ -	N/A
<b>205 Circuit Ct Clerk Op and Admin</b>	\$ -	\$ 150,500	\$ 10,000	\$ -	\$ -	0.00%
Commodities	\$ -	\$ 10,000	\$ 10,000	\$ -	\$ -	0.00%
Contingency and Other	\$ -	\$ 140,500	\$ -	\$ -	\$ -	N/A

**Kane County Expenditure Report - Detail**  
**Through November 30, 2020 (100.0% YTD, 100.0% Payroll Expense 11/30/2020)**  
**DRAFT**

	Current Month Transactions	Total Amended Budget	Total Amended Budget excluding Net Income	YTD Actual Transactions	YTD Encumbrances	Total % Used
<b>300 State's Attorney</b>	\$ 847,737	\$ 10,719,225	\$ 10,704,711	\$ 9,457,048	\$ -	88.34%
<b>001 General Fund</b>	\$ 520,002	\$ 5,722,741	\$ 5,722,741	\$ 5,510,922	\$ -	96.30%
Personnel Services- Salaries & Wages	\$ 414,309	\$ 4,506,945	\$ 4,506,945	\$ 4,380,151	\$ -	97.19%
Personnel Services- Employee Benefits	\$ 69,199	\$ 810,940	\$ 810,940	\$ 845,929	\$ -	104.31%
Contractual Services	\$ 22,892	\$ 287,350	\$ 287,350	\$ 167,336	\$ -	58.23%
Commodities	\$ 13,602	\$ 117,506	\$ 117,506	\$ 117,506	\$ (0)	100.00%
<b>010 Insurance Liability</b>	\$ 125,271	\$ 1,602,253	\$ 1,602,253	\$ 1,331,616	\$ -	83.11%
Personnel Services- Salaries & Wages	\$ 85,517	\$ 930,713	\$ 930,713	\$ 891,628	\$ -	95.80%
Personnel Services- Employee Benefits	\$ 27,964	\$ 341,498	\$ 341,498	\$ 289,732	\$ -	84.84%
Contractual Services	\$ 10,768	\$ 323,242	\$ 323,242	\$ 145,880	\$ -	45.13%
Commodities	\$ 1,022	\$ 6,800	\$ 6,800	\$ 4,256	\$ -	62.59%
Capital	\$ -	\$ -	\$ -	\$ 120	\$ -	N/A
<b>220 Title IV-D</b>	\$ 54,409	\$ 672,498	\$ 672,498	\$ 669,183	\$ -	99.51%
Personnel Services- Salaries & Wages	\$ 38,829	\$ 456,607	\$ 456,607	\$ 460,543	\$ -	100.86%
Personnel Services- Employee Benefits	\$ 14,425	\$ 185,253	\$ 185,253	\$ 171,696	\$ -	92.68%
Contractual Services	\$ 1,155	\$ 30,638	\$ 30,638	\$ 23,177	\$ -	75.65%
Commodities	\$ -	\$ -	\$ -	\$ 13,767	\$ -	N/A
<b>221 Drug Prosecution</b>	\$ 24,427	\$ 273,701	\$ 273,701	\$ 296,294	\$ -	108.25%
Personnel Services- Salaries & Wages	\$ 17,177	\$ 203,071	\$ 203,071	\$ 208,913	\$ -	102.88%
Personnel Services- Employee Benefits	\$ 6,479	\$ 59,789	\$ 59,789	\$ 76,540	\$ -	128.02%
Contractual Services	\$ 770	\$ 10,046	\$ 10,046	\$ 10,840	\$ -	107.90%
Commodities	\$ -	\$ 795	\$ 795	\$ -	\$ -	0.00%
<b>222 Victim Coordinator Services</b>	\$ 16,977	\$ 216,417	\$ 216,417	\$ 200,785	\$ -	92.78%
Personnel Services- Salaries & Wages	\$ 12,146	\$ 151,230	\$ 151,230	\$ 138,170	\$ -	91.36%
Personnel Services- Employee Benefits	\$ 4,831	\$ 57,020	\$ 57,020	\$ 55,449	\$ -	97.24%
Contractual Services	\$ -	\$ 8,167	\$ 8,167	\$ 7,167	\$ -	87.76%
<b>223 Domestic Violence</b>	\$ 22,594	\$ 482,157	\$ 482,157	\$ 308,368	\$ -	63.96%
Personnel Services- Salaries & Wages	\$ 17,461	\$ 333,940	\$ 333,940	\$ 226,926	\$ -	67.95%
Personnel Services- Employee Benefits	\$ 4,748	\$ 123,324	\$ 123,324	\$ 64,940	\$ -	52.66%
Contractual Services	\$ 385	\$ 23,278	\$ 23,278	\$ 16,503	\$ -	70.90%
Commodities	\$ -	\$ 1,615	\$ 1,615	\$ -	\$ -	0.00%
<b>224 Environmental Prosecution</b>	\$ -	\$ -	\$ -	\$ 589	\$ -	N/A
Transfers Out	\$ -	\$ -	\$ -	\$ 589	\$ -	N/A
<b>225 Auto Theft Task Force</b>	\$ -	\$ 339	\$ -	\$ -	\$ -	N/A
Contingency and Other	\$ -	\$ 339	\$ -	\$ -	\$ -	N/A
<b>230 Child Advocacy Center</b>	\$ 81,773	\$ 1,198,551	\$ 1,198,551	\$ 1,100,409	\$ -	91.81%
Personnel Services- Salaries & Wages	\$ 50,981	\$ 746,757	\$ 746,757	\$ 721,398	\$ -	96.60%
Personnel Services- Employee Benefits	\$ 19,441	\$ 299,850	\$ 299,850	\$ 270,144	\$ -	90.09%
Contractual Services	\$ 4,955	\$ 124,144	\$ 124,144	\$ 90,562	\$ -	72.95%
Commodities	\$ 6,396	\$ 27,800	\$ 27,800	\$ 18,305	\$ -	65.84%
<b>231 Equitable Sharing Program</b>	\$ -	\$ 55,000	\$ 55,000	\$ 1,748	\$ -	3.18%
Contractual Services	\$ -	\$ 20,000	\$ 20,000	\$ 500	\$ -	2.50%
Commodities	\$ -	\$ 35,000	\$ 35,000	\$ 1,248	\$ -	3.56%
<b>232 State's Atty Records Automation</b>	\$ 2,285	\$ 97,558	\$ 83,383	\$ 28,429	\$ -	34.09%
Personnel Services- Salaries & Wages	\$ 1,532	\$ 18,691	\$ 18,691	\$ 18,691	\$ -	100.00%
Personnel Services- Employee Benefits	\$ 753	\$ 8,812	\$ 8,812	\$ 8,858	\$ -	100.53%
Contractual Services	\$ -	\$ 880	\$ 880	\$ 880	\$ -	100.00%
Commodities	\$ -	\$ 55,000	\$ 55,000	\$ -	\$ -	0.00%
Contingency and Other	\$ -	\$ 14,175	\$ -	\$ -	\$ -	N/A
<b>233 Bad Check Restitution</b>	\$ -	\$ 25,000	\$ 25,000	\$ -	\$ -	0.00%
Contractual Services	\$ -	\$ 25,000	\$ 25,000	\$ -	\$ -	0.00%

**Kane County Expenditure Report - Detail**  
**Through November 30, 2020 (100.0% YTD, 100.0% Payroll Expense 11/30/2020)**  
**DRAFT**

	Current Month Transactions	Total Amended Budget	Total Amended Budget excluding Net Income	YTD Actual Transactions	YTD Encumbrances	Total % Used
<b>234 Drug Asset Forfeiture</b>	\$ -	\$ 85,000	\$ 85,000	\$ -	\$ -	0.00%
Contractual Services	\$ -	\$ 85,000	\$ 85,000	\$ -	\$ -	0.00%
<b>235 State's Attorney Employee Events</b>	\$ -	\$ 10	\$ 10	\$ 724	\$ -	7,243.80%
Commodities	\$ -	\$ 10	\$ 10	\$ 724	\$ -	7,243.80%
<b>236 Child Advocacy Advisory Board</b>	\$ -	\$ 26,000	\$ 26,000	\$ -	\$ -	0.00%
Commodities	\$ -	\$ 26,000	\$ 26,000	\$ -	\$ -	0.00%
<b>237 Money Laundering - State's Atty</b>	\$ -	\$ 175,000	\$ 175,000	\$ -	\$ -	0.00%
Contractual Services	\$ -	\$ 155,000	\$ 155,000	\$ -	\$ -	0.00%
Commodities	\$ -	\$ 20,000	\$ 20,000	\$ -	\$ -	0.00%
<b>490 Kane County Law Enforcement</b>	\$ -	\$ 87,000	\$ 87,000	\$ 7,980	\$ -	9.17%
Personnel Services- Salaries & Wages	\$ -	\$ -	\$ -	\$ 2,100	\$ -	N/A
Personnel Services- Employee Benefits	\$ -	\$ -	\$ -	\$ 156	\$ -	N/A
Contractual Services	\$ -	\$ 87,000	\$ 87,000	\$ 5,725	\$ -	6.58%
<b>360 Public Defender</b>	\$ 385,155	\$ 4,180,151	\$ 4,180,151	\$ 3,935,007	\$ -	94.14%
<b>001 General Fund</b>	\$ 385,155	\$ 4,179,151	\$ 4,179,151	\$ 3,935,007	\$ -	94.16%
Personnel Services- Salaries & Wages	\$ 302,355	\$ 3,330,129	\$ 3,330,129	\$ 3,199,989	\$ -	96.09%
Personnel Services- Employee Benefits	\$ 48,403	\$ 675,722	\$ 675,722	\$ 627,163	\$ -	92.81%
Contractual Services	\$ 16,709	\$ 101,800	\$ 101,800	\$ 42,348	\$ -	41.60%
Commodities	\$ 17,689	\$ 71,500	\$ 71,500	\$ 65,507	\$ -	91.62%
<b>244 Public Defender Rec Automation</b>	\$ -	\$ 1,000	\$ 1,000	\$ -	\$ -	0.00%
Contractual Services	\$ -	\$ 1,000	\$ 1,000	\$ -	\$ -	0.00%
<b>370 Law Library</b>	\$ 28,023	\$ 315,546	\$ 315,546	\$ 298,625	\$ -	94.64%
<b>250 Law Library</b>	\$ 28,023	\$ 315,546	\$ 315,546	\$ 298,625	\$ -	94.64%
Personnel Services- Salaries & Wages	\$ 10,705	\$ 122,412	\$ 122,412	\$ 128,856	\$ -	105.26%
Personnel Services- Employee Benefits	\$ 2,883	\$ 35,055	\$ 35,055	\$ 35,143	\$ -	100.25%
Contractual Services	\$ 2,711	\$ 28,705	\$ 28,705	\$ 30,116	\$ -	104.91%
Commodities	\$ 11,724	\$ 129,374	\$ 129,374	\$ 104,511	\$ -	80.78%
<b>380 Sheriff</b>	\$ (1,061,797)	\$ 33,707,103	\$ 33,705,843	\$ 17,166,076	\$ (0)	50.93%
<b>001 General Fund</b>	\$ (1,169,774)	\$ 33,365,478	\$ 33,365,478	\$ 15,924,446	\$ (0)	47.73%
Personnel Services- Salaries & Wages	\$ (2,007,245)	\$ 24,125,723	\$ 24,125,723	\$ 8,878,785	\$ -	36.80%
Personnel Services- Employee Benefits	\$ 43,527	\$ 4,721,401	\$ 4,721,401	\$ 2,142,843	\$ -	45.39%
Contractual Services	\$ 446,115	\$ 2,736,360	\$ 2,736,360	\$ 3,144,446	\$ -	114.91%
Commodities	\$ 293,442	\$ 1,629,330	\$ 1,629,330	\$ 1,629,330	\$ (0)	100.00%
Capital	\$ 54,387	\$ 152,664	\$ 152,664	\$ 129,041	\$ (0)	84.53%
<b>247 EMA Volunteer Fund</b>	\$ -	\$ 3,400	\$ 3,040	\$ 2,675	\$ -	87.98%
Contractual Services	\$ -	\$ 2,500	\$ 2,500	\$ 968	\$ -	38.70%
Commodities	\$ -	\$ 540	\$ 540	\$ 1,707	\$ -	316.10%
Contingency and Other	\$ -	\$ 360	\$ -	\$ -	\$ -	N/A
<b>248 KC Emergency Planning</b>	\$ 1,000	\$ 4,000	\$ 3,100	\$ 5,290	\$ -	170.65%
Contractual Services	\$ 1,000	\$ 2,125	\$ 2,125	\$ 5,057	\$ -	237.99%
Commodities	\$ -	\$ 975	\$ 975	\$ 233	\$ -	23.90%
Contingency and Other	\$ -	\$ 900	\$ -	\$ -	\$ -	N/A
<b>249 Bomb Squad SWAT</b>	\$ -	\$ 2,100	\$ 2,100	\$ 9,369	\$ -	446.16%
Contractual Services	\$ -	\$ 2,100	\$ 2,100	\$ 3,294	\$ -	156.84%
Commodities	\$ -	\$ -	\$ -	\$ 6,076	\$ -	N/A
<b>251 Canteen Commission</b>	\$ 52,569	\$ 200,000	\$ 200,000	\$ 503,625	\$ -	251.81%
Contractual Services	\$ 43,414	\$ 200,000	\$ 200,000	\$ 371,127	\$ -	185.56%
Commodities	\$ 9,155	\$ -	\$ -	\$ 124,528	\$ -	N/A
Capital	\$ -	\$ -	\$ -	\$ 7,969	\$ -	N/A
<b>252 County Sheriff DEF Federal</b>	\$ 5,503	\$ 24,000	\$ 24,000	\$ 93,866	\$ -	391.11%
Contractual Services	\$ -	\$ 24,000	\$ 24,000	\$ 35,221	\$ -	146.75%
Commodities	\$ 5,503	\$ -	\$ -	\$ 58,646	\$ -	N/A

**Kane County Expenditure Report - Detail**  
**Through November 30, 2020 (100.0% YTD, 100.0% Payroll Expense 11/30/2020)**  
**DRAFT**

	Current Month Transactions	Total Amended Budget	Total Amended Budget excluding Net Income	YTD Actual Transactions	YTD Encumbrances	Total % Used
<b>253 County Sheriff DEF Local</b>	<b>\$ 627</b>	<b>\$ 50,000</b>	<b>\$ 50,000</b>	<b>\$ 69,842</b>	<b>\$ -</b>	<b>139.68%</b>
Contractual Services	\$ 217	\$ 50,000	\$ 50,000	\$ 20,130	\$ -	40.26%
Commodities	\$ 410	\$ -	\$ -	\$ 49,712	\$ -	N/A
<b>254 FATS</b>	<b>\$ 219</b>	<b>\$ 1,200</b>	<b>\$ 1,200</b>	<b>\$ 10,467</b>	<b>\$ -</b>	<b>872.29%</b>
Contractual Services	\$ -	\$ 1,200	\$ 1,200	\$ -	\$ -	0.00%
Commodities	\$ 219	\$ -	\$ -	\$ 10,467	\$ -	N/A
<b>255 K-9 Unit</b>	<b>\$ 2,764</b>	<b>\$ 3,000</b>	<b>\$ 3,000</b>	<b>\$ 64,923</b>	<b>\$ -</b>	<b>2,164.11%</b>
Contractual Services	\$ 2,260	\$ 3,000	\$ 3,000	\$ 14,894	\$ -	496.48%
Commodities	\$ 504	\$ -	\$ -	\$ 44,660	\$ -	N/A
Capital	\$ -	\$ -	\$ -	\$ 5,369	\$ -	N/A
<b>256 Vehicle Maintenance/Purchase</b>	<b>\$ 25</b>	<b>\$ 8,000</b>	<b>\$ 8,000</b>	<b>\$ 9,085</b>	<b>\$ -</b>	<b>113.56%</b>
Commodities	\$ 25	\$ 8,000	\$ 8,000	\$ 7,516	\$ -	93.95%
Capital	\$ -	\$ -	\$ -	\$ 1,568	\$ -	N/A
<b>257 Sheriff DUI Fund</b>	<b>\$ 12,607</b>	<b>\$ 5,000</b>	<b>\$ 5,000</b>	<b>\$ 75,401</b>	<b>\$ -</b>	<b>1,508.02%</b>
Contractual Services	\$ 9,637	\$ 5,000	\$ 5,000	\$ 38,520	\$ -	770.39%
Commodities	\$ 2,970	\$ -	\$ -	\$ 20,039	\$ -	N/A
Capital	\$ -	\$ -	\$ -	\$ 16,842	\$ -	N/A
<b>258 Sheriffs Office Money Laundering</b>	<b>\$ 225</b>	<b>\$ 5,000</b>	<b>\$ 5,000</b>	<b>\$ 5,846</b>	<b>\$ -</b>	<b>116.92%</b>
Contractual Services	\$ -	\$ 5,000	\$ 5,000	\$ 855	\$ -	17.10%
Commodities	\$ 225	\$ -	\$ -	\$ 4,991	\$ -	N/A

**Kane County Expenditure Report - Detail**  
**Through November 30, 2020 (100.0% YTD, 100.0% Payroll Expense 11/30/2020)**  
**DRAFT**

	Current Month Transactions	Total Amended Budget	Total Amended Budget excluding Net Income	YTD Actual Transactions	YTD Encumbrances	Total % Used
<b>259 Transportation Safety Highway HB</b>	\$ -	\$ 5,000	\$ 5,000	\$ -	\$ -	0.00%
Personnel Services- Salaries & Wages	\$ -	\$ 5,000	\$ 5,000	\$ -	\$ -	0.00%
<b>262 AJF Medical Cost</b>	\$ 30,735	\$ 25,425	\$ 25,425	\$ 30,735	\$ -	120.88%
Contractual Services	\$ 30,735	\$ 25,425	\$ 25,425	\$ 30,735	\$ -	120.88%
<b>263 Sheriff Civil Operations</b>	\$ 1,703	\$ 5,500	\$ 5,500	\$ 350,768	\$ -	6,377.61%
Contractual Services	\$ 1,003	\$ 5,500	\$ 5,500	\$ 50,725	\$ -	922.27%
Commodities	\$ 700	\$ -	\$ -	\$ 300,043	\$ -	N/A
<b>264 Cannabis Regulation - Local</b>	\$ -	\$ -	\$ -	\$ 9,738	\$ -	N/A
Contractual Services	\$ -	\$ -	\$ -	\$ 7,688	\$ -	N/A
Commodities	\$ -	\$ -	\$ -	\$ 2,050	\$ -	N/A
<b>420 Merit Commission</b>	\$ 6,117	\$ 98,578	\$ 98,578	\$ 74,034	\$ -	75.10%
<b>001 General Fund</b>	\$ 6,117	\$ 98,578	\$ 98,578	\$ 74,034	\$ -	75.10%
Personnel Services- Salaries & Wages	\$ 5,056	\$ 75,357	\$ 75,357	\$ 58,857	\$ -	78.10%
Personnel Services- Employee Benefits	\$ 512	\$ 6,171	\$ 6,171	\$ 6,375	\$ -	103.31%
Contractual Services	\$ 466	\$ 16,550	\$ 16,550	\$ 8,279	\$ -	50.03%
Commodities	\$ 83	\$ 500	\$ 500	\$ 522	\$ -	104.48%
<b>425 Kane Comm</b>	\$ 224,909	\$ 2,276,438	\$ 2,276,438	\$ 2,182,004	\$ -	95.85%
<b>269 Kane Comm</b>	\$ 224,909	\$ 2,276,438	\$ 2,276,438	\$ 2,182,004	\$ -	95.85%
Personnel Services- Salaries & Wages	\$ 122,860	\$ 1,442,671	\$ 1,442,671	\$ 1,397,985	\$ -	96.90%
Personnel Services- Employee Benefits	\$ 36,939	\$ 499,041	\$ 499,041	\$ 453,430	\$ -	90.86%
Contractual Services	\$ 4,134	\$ 165,569	\$ 165,569	\$ 152,505	\$ -	92.11%
Commodities	\$ 60,976	\$ 7,400	\$ 7,400	\$ 67,542	\$ -	912.73%
Capital	\$ -	\$ 51,214	\$ 51,214	\$ -	\$ -	0.00%
Transfers Out	\$ -	\$ 110,543	\$ 110,543	\$ 110,543	\$ -	100.00%
<b>430 Court Services</b>	\$ 1,152,071	\$ 15,662,122	\$ 15,662,122	\$ 12,591,373	\$ 0	80.39%
<b>001 General Fund</b>	\$ 1,070,575	\$ 13,142,892	\$ 13,142,892	\$ 11,596,968	\$ 0	88.24%
Personnel Services- Salaries & Wages	\$ 844,999	\$ 9,603,963	\$ 9,603,963	\$ 8,688,978	\$ -	90.47%
Personnel Services- Employee Benefits	\$ 98,800	\$ 2,141,708	\$ 2,141,708	\$ 1,762,777	\$ -	82.31%
Contractual Services	\$ 69,133	\$ 1,028,247	\$ 1,028,247	\$ 776,239	\$ (0)	75.49%
Commodities	\$ 57,644	\$ 368,974	\$ 368,974	\$ 368,974	\$ (0)	100.00%
<b>270 Probation Services</b>	\$ 58,857	\$ 1,716,526	\$ 1,716,526	\$ 687,776	\$ -	40.07%
Contractual Services	\$ 53,857	\$ 1,456,072	\$ 1,456,072	\$ 425,907	\$ -	29.25%
Commodities	\$ -	\$ 14,750	\$ 14,750	\$ 2,460	\$ -	16.68%
Capital	\$ 5,000	\$ -	\$ -	\$ 13,705	\$ -	N/A
Transfers Out	\$ -	\$ 245,704	\$ 245,704	\$ 245,704	\$ -	100.00%
<b>271 Substance Abuse Screening</b>	\$ 1,760	\$ 80,000	\$ 80,000	\$ 14,082	\$ -	17.60%
Contractual Services	\$ 1,760	\$ 75,000	\$ 75,000	\$ 14,082	\$ -	18.78%
Commodities	\$ -	\$ 5,000	\$ 5,000	\$ -	\$ -	0.00%

**Kane County Expenditure Report - Detail**  
**Through November 30, 2020 (100.0% YTD, 100.0% Payroll Expense 11/30/2020)**  
**DRAFT**

	Current Month Transactions	Total Amended Budget	Total Amended Budget excluding Net Income	YTD Actual Transactions	YTD Encumbrances	Total % Used
<b>273 Drug Court Special Resources</b>	\$ 20,879	\$ 584,327	\$ 584,327	\$ 167,445	\$ -	28.66%
Contractual Services	\$ 18,911	\$ 565,627	\$ 565,627	\$ 157,537	\$ -	27.85%
Commodities	\$ 1,968	\$ 18,700	\$ 18,700	\$ 9,908	\$ -	52.99%
<b>275 Juvenile Drug Court</b>	\$ -	\$ 102,677	\$ 102,677	\$ 111,486	\$ -	108.58%
Transfers Out	\$ -	\$ 102,677	\$ 102,677	\$ 111,486	\$ -	108.58%
<b>276 Probation Victim Services</b>	\$ -	\$ 10,000	\$ 10,000	\$ 12,000	\$ -	120.00%
Contractual Services	\$ -	\$ 10,000	\$ 10,000	\$ 12,000	\$ -	120.00%
<b>277 Victim Impact Panel</b>	\$ -	\$ 25,000	\$ 25,000	\$ -	\$ -	0.00%
Contractual Services	\$ -	\$ 25,000	\$ 25,000	\$ -	\$ -	0.00%
<b>278 Juvenile Justice Donation Fund</b>	\$ -	\$ 700	\$ 700	\$ 1,616	\$ -	230.92%
Commodities	\$ -	\$ 700	\$ 700	\$ 1,616	\$ -	230.92%
<b>490 Coroner</b>	\$ 200,547	\$ 1,528,128	\$ 1,528,128	\$ 1,470,074	\$ (0)	96.20%
<b>001 General Fund</b>	\$ 190,606	\$ 1,389,118	\$ 1,389,118	\$ 1,376,902	\$ (0)	99.12%
Personnel Services- Salaries & Wages	\$ 44,360	\$ 648,991	\$ 648,991	\$ 637,169	\$ -	98.18%
Personnel Services- Employee Benefits	\$ 12,631	\$ 160,925	\$ 160,925	\$ 159,863	\$ -	99.34%
Contractual Services	\$ 157,787	\$ 574,655	\$ 574,655	\$ 575,324	\$ -	100.12%
Commodities	\$ (24,172)	\$ 4,547	\$ 4,547	\$ 4,546	\$ (0)	99.98%
<b>289 Coroner Administration</b>	\$ 9,941	\$ 139,010	\$ 139,010	\$ 93,172	\$ -	67.03%
Contractual Services	\$ -	\$ 29,260	\$ 29,260	\$ 34,266	\$ -	117.11%
Commodities	\$ 9,941	\$ 74,750	\$ 74,750	\$ 49,431	\$ -	66.13%
Capital	\$ -	\$ 35,000	\$ 35,000	\$ 9,476	\$ -	27.07%
<b>500 Animal Control</b>	\$ 74,211	\$ 871,700	\$ 871,700	\$ 739,611	\$ (0)	84.85%
<b>290 Animal Control</b>	\$ 74,211	\$ 871,700	\$ 871,700	\$ 739,611	\$ (0)	84.85%
Personnel Services- Salaries & Wages	\$ 34,306	\$ 446,234	\$ 446,234	\$ 426,573	\$ -	95.59%
Personnel Services- Employee Benefits	\$ 8,586	\$ 165,128	\$ 165,128	\$ 108,623	\$ -	65.78%
Contractual Services	\$ 8,271	\$ 148,484	\$ 148,484	\$ 113,488	\$ -	76.43%
Commodities	\$ 23,049	\$ 99,854	\$ 99,854	\$ 90,927	\$ 0	91.06%
Capital	\$ -	\$ 12,000	\$ 12,000	\$ -	\$ -	0.00%
<b>520 Transportation</b>	\$ 8,801,307	\$ 90,861,939	\$ 90,304,939	\$ 56,890,083	\$ 0	63.00%
<b>300 County Highway</b>	\$ 958,599	\$ 8,671,663	\$ 8,671,663	\$ 6,267,168	\$ 0	72.27%
Personnel Services- Salaries & Wages	\$ 199,195	\$ 2,790,833	\$ 2,790,833	\$ 2,356,718	\$ -	84.44%
Personnel Services- Employee Benefits	\$ 63,270	\$ 1,069,917	\$ 1,069,917	\$ 768,194	\$ -	71.80%
Contractual Services	\$ 379,336	\$ 1,697,141	\$ 1,697,141	\$ 1,465,343	\$ (0)	86.34%
Commodities	\$ 94,645	\$ 791,500	\$ 791,500	\$ 442,073	\$ 0	55.85%
Capital	\$ 222,153	\$ 2,137,012	\$ 2,137,012	\$ 1,049,580	\$ (0)	49.11%
Transfers Out	\$ -	\$ 185,260	\$ 185,260	\$ 185,260	\$ -	100.00%
<b>301 County Bridge</b>	\$ 23,328	\$ 410,000	\$ 410,000	\$ 565,263	\$ 0	137.87%
Contractual Services	\$ 23,328	\$ 410,000	\$ 410,000	\$ 565,263	\$ 0	137.87%
<b>302 Motor Fuel Tax</b>	\$ 466,180	\$ 14,083,342	\$ 14,083,342	\$ 7,717,547	\$ -	54.80%
Personnel Services- Salaries & Wages	\$ 211,915	\$ 2,650,138	\$ 2,650,138	\$ 2,228,137	\$ -	84.08%
Personnel Services- Employee Benefits	\$ 75,477	\$ 1,066,377	\$ 1,066,377	\$ 871,872	\$ -	81.76%
Contractual Services	\$ 178,788	\$ 722,239	\$ 722,239	\$ 1,016,537	\$ (0)	141%
Capital	\$ -	\$ 6,044,787	\$ 6,044,787	\$ 1,200	\$ -	0.02%
Transfers Out	\$ -	\$ 3,599,801	\$ 3,599,801	\$ 3,599,801	\$ -	100.00%
<b>303 County Highway Matching</b>	\$ -	\$ 67,270	\$ 67,270	\$ -	\$ 0	0.00%
Commodities	\$ -	\$ 67,270	\$ 67,270	\$ -	\$ 0	0.00%
<b>304 Motor Fuel Local Option</b>	\$ 2,447,672	\$ 17,308,176	\$ 17,308,176	\$ 12,159,759	\$ (0)	70.25%
Contractual Services	\$ 2,084,480	\$ 12,554,934	\$ 12,554,934	\$ 9,619,982	\$ (0)	76.62%
Commodities	\$ 363,193	\$ 2,332,000	\$ 2,332,000	\$ 1,700,421	\$ (0)	72.92%
Capital	\$ -	\$ 2,365,000	\$ 2,365,000	\$ 783,115	\$ -	33.11%
Transfers Out	\$ -	\$ 56,242	\$ 56,242	\$ 56,241	\$ -	100.00%

**Kane County Expenditure Report - Detail**  
**Through November 30, 2020 (100.0% YTD, 100.0% Payroll Expense 11/30/2020)**  
**DRAFT**

	Current Month Transactions	Total Amended Budget	Total Amended Budget excluding Net Income	YTD Actual Transactions	YTD Encumbrances	Total % Used
<b>305 Transportation Sales Tax</b>	\$ 3,431,001	\$ 29,402,949	\$ 29,402,949	\$ 19,403,185	\$ 0	65.99%
Contractual Services	\$ 1,145,702	\$ 6,841,496	\$ 6,841,496	\$ 6,360,114	\$ -	92.96%
Capital	\$ 2,285,299	\$ 22,561,453	\$ 22,561,453	\$ 13,043,072	\$ (0)	57.81%
<b>515 Longmeadow Bond Construction</b>	\$ 669,891	\$ 11,040,000	\$ 11,040,000	\$ 5,199,372	\$ -	47.10%
Capital	\$ 669,891	\$ 11,040,000	\$ 11,040,000	\$ 5,199,372	\$ -	47.10%
<b>540 Transportation Capital</b>	\$ 172,502	\$ 1,274,796	\$ 1,274,796	\$ 1,088,946	\$ (0)	85.42%
Contractual Services	\$ 172,502	\$ 370,861	\$ 370,861	\$ 1,088,946	\$ -	293.63%
Capital	\$ -	\$ 903,935	\$ 903,935	\$ -	\$ -	0.00%
<b>550 Aurora Area Impact Fees</b>	\$ -	\$ 670,000	\$ 670,000	\$ -	\$ -	0.00%
Contractual Services	\$ -	\$ 100,000	\$ 100,000	\$ -	\$ -	0.00%
Capital	\$ -	\$ 570,000	\$ 570,000	\$ -	\$ -	0.00%
<b>551 Campton Hills Impact Fees</b>	\$ 72,051	\$ 574,107	\$ 574,107	\$ 597,124	\$ -	104.01%
Contractual Services	\$ 19,896	\$ 100,000	\$ 100,000	\$ 123,972	\$ (0)	123.97%
Capital	\$ 52,155	\$ 474,107	\$ 474,107	\$ 473,153	\$ 0	99.80%
<b>552 Greater Elgin Impact Fees</b>	\$ -	\$ 533,194	\$ 533,194	\$ -	\$ -	0.00%
Contractual Services	\$ -	\$ -	\$ -	\$ -	\$ -	N/A
Capital	\$ -	\$ 533,194	\$ 533,194	\$ -	\$ -	0.00%
<b>553 Northwest Impact Fees</b>	\$ -	\$ 190,000	\$ 190,000	\$ -	\$ -	0.00%
Capital	\$ -	\$ 190,000	\$ 190,000	\$ -	\$ -	0.00%
<b>554 Southwest Impact Fees</b>	\$ 1,640	\$ 2,000	\$ -	\$ 138,196	\$ (0)	N/A
Contractual Services	\$ 1,640	\$ -	\$ -	\$ 138,196	\$ (0)	N/A
Contingency and Other	\$ -	\$ 2,000	\$ -	\$ -	\$ -	N/A
<b>555 Tri-Cities Impact Fees</b>	\$ 1,918	\$ 909,442	\$ 909,442	\$ 635,873	\$ (0)	69.92%
Contractual Services	\$ 1,918	\$ -	\$ -	\$ 1,918	\$ -	N/A
Capital	\$ -	\$ 909,442	\$ 909,442	\$ 633,956	\$ (0)	69.71%
<b>556 Upper Fox Impact Fees</b>	\$ -	\$ 635,000	\$ 635,000	\$ 318,644	\$ -	50.18%
Capital	\$ -	\$ 635,000	\$ 635,000	\$ 318,644	\$ -	50.18%
<b>557 West Central Impact Fees</b>	\$ -	\$ 65,000	\$ 65,000	\$ -	\$ -	0.00%
Capital	\$ -	\$ 65,000	\$ 65,000	\$ -	\$ -	0.00%
<b>558 North Impact Fees</b>	\$ 519,416	\$ 925,000	\$ 370,000	\$ 801,626	\$ 0	216.66%
Contractual Services	\$ 519,416	\$ -	\$ -	\$ 801,626	\$ 0	N/A
Contingency and Other	\$ -	\$ 555,000	\$ -	\$ -	\$ -	N/A
Capital	\$ -	\$ 325,000	\$ 325,000	\$ -	\$ -	0.00%
Transfers Out	\$ -	\$ 45,000	\$ 45,000	\$ -	\$ -	0.00%
<b>559 Central Impact Fees</b>	\$ 2,259	\$ 3,047,500	\$ 3,047,500	\$ 675,416	\$ 0	22.16%
Contractual Services	\$ 2,259	\$ 180,000	\$ 180,000	\$ 75,416	\$ (0)	41.90%
Capital	\$ -	\$ 2,840,000	\$ 2,840,000	\$ 600,000	\$ -	21.13%
Transfers Out	\$ -	\$ 27,500	\$ 27,500	\$ -	\$ -	0.00%
<b>560 South Impact Fees</b>	\$ 34,851	\$ 1,052,500	\$ 1,052,500	\$ 1,321,964	\$ -	125.60%
Contractual Services	\$ 5,051	\$ -	\$ -	\$ 5,051	\$ -	N/A
Capital	\$ 29,800	\$ 1,025,000	\$ 1,025,000	\$ 1,316,913	\$ -	128.48%
Transfers Out	\$ -	\$ 27,500	\$ 27,500	\$ -	\$ -	0.00%
<b>580 Health</b>	\$ 3,433,494	\$ 18,451,994	\$ 18,451,994	\$ 13,168,975	\$ 0	71.37%
<b>350 County Health</b>	\$ 3,391,247	\$ 17,893,377	\$ 17,893,377	\$ 12,594,668	\$ 0	70.39%
Personnel Services- Salaries & Wages	\$ 311,242	\$ 5,682,154	\$ 5,682,154	\$ 3,474,963	\$ -	61.16%
Personnel Services- Employee Benefits	\$ 100,287	\$ 1,817,818	\$ 1,817,818	\$ 1,175,532	\$ -	64.67%
Contractual Services	\$ 1,695,411	\$ 7,515,227	\$ 7,515,227	\$ 5,698,975	\$ (0)	75.83%
Commodities	\$ 1,284,307	\$ 2,821,178	\$ 2,821,178	\$ 2,212,078	\$ 0	78.41%
Capital	\$ -	\$ 57,000	\$ 57,000	\$ 33,120	\$ -	58.11%

**Kane County Expenditure Report - Detail**  
**Through November 30, 2020 (100.0% YTD, 100.0% Payroll Expense 11/30/2020)**  
**DRAFT**

	Current Month Transactions	Total Amended Budget	Total Amended Budget excluding Net Income	YTD Actual Transactions	YTD Encumbrances	Total % Used
<b>351 Kane Kares</b>	\$ 42,248	\$ 558,617	\$ 558,617	\$ 574,307	\$ -	102.81%
Personnel Services- Salaries & Wages	\$ 27,189	\$ 320,165	\$ 320,165	\$ 352,564	\$ -	110.12%
Personnel Services- Employee Benefits	\$ 9,032	\$ 117,081	\$ 117,081	\$ 119,482	\$ -	102.05%
Contractual Services	\$ 1,396	\$ 107,177	\$ 107,177	\$ 94,657	\$ -	88.32%
Commodities	\$ 4,631	\$ 14,194	\$ 14,194	\$ 7,604	\$ (0)	53.57%
<b>660 Veterans' Commission</b>	\$ 25,681	\$ 334,505	\$ 334,505	\$ 291,229	\$ -	87.06%
<b>380 Veterans' Commission</b>	\$ 25,681	\$ 334,505	\$ 334,505	\$ 291,229	\$ -	87.06%
Personnel Services- Salaries & Wages	\$ 15,968	\$ 194,547	\$ 194,547	\$ 194,558	\$ -	100.01%
Personnel Services- Employee Benefits	\$ 6,677	\$ 89,309	\$ 89,309	\$ 81,716	\$ -	91.50%
Contractual Services	\$ 1,015	\$ 47,563	\$ 47,563	\$ 12,669	\$ -	26.64%
Commodities	\$ 1,845	\$ 3,086	\$ 3,086	\$ 2,111	\$ -	68.40%
Capital	\$ 175	\$ -	\$ -	\$ 175	\$ -	N/A
<b>670 Environmental Management</b>	\$ 116,775	\$ 1,639,986	\$ 1,639,986	\$ 1,435,932	\$ -	87.56%
<b>001 General Fund</b>	\$ 76,264	\$ 512,469	\$ 512,469	\$ 511,761	\$ -	99.86%
Personnel Services- Salaries & Wages	\$ 33,466	\$ 400,241	\$ 400,241	\$ 400,006	\$ -	99.94%
Personnel Services- Employee Benefits	\$ 5,518	\$ 71,258	\$ 71,258	\$ 70,786	\$ -	99.34%
Contractual Services	\$ 37,218	\$ 39,563	\$ 39,563	\$ 40,564	\$ -	102.53%
Commodities	\$ 61	\$ 1,407	\$ 1,407	\$ 406	\$ -	28.83%
<b>420 Stormwater Management</b>	\$ 891	\$ 112,392	\$ 112,392	\$ 11,832	\$ -	10.53%
Personnel Services- Salaries & Wages	\$ 609	\$ 7,415	\$ 7,415	\$ 7,415	\$ -	100.00%
Personnel Services- Employee Benefits	\$ 283	\$ 3,627	\$ 3,627	\$ 3,468	\$ -	95.63%
Contractual Services	\$ -	\$ 101,350	\$ 101,350	\$ 607	\$ -	0.60%
Commodities	\$ -	\$ -	\$ -	\$ 341	\$ -	N/A
<b>650 Enterprise Surcharge</b>	\$ 39,620	\$ 359,349	\$ 359,349	\$ 298,836	\$ -	83.16%
Personnel Services- Salaries & Wages	\$ 6,710	\$ 115,416	\$ 115,416	\$ 92,273	\$ -	79.95%
Personnel Services- Employee Benefits	\$ 1,998	\$ 35,031	\$ 35,031	\$ 27,486	\$ -	78.46%
Contractual Services	\$ 26,042	\$ 173,427	\$ 173,427	\$ 165,070	\$ -	95.18%
Commodities	\$ 4,869	\$ 35,475	\$ 35,475	\$ 14,006	\$ -	39.48%
<b>651 Enterprise General</b>	\$ -	\$ 655,776	\$ 655,776	\$ 613,504	\$ -	93.55%
Contractual Services	\$ -	\$ 655,776	\$ 655,776	\$ 613,504	\$ -	93.55%
<b>690 Development</b>	\$ 1,006,227	\$ 6,982,512	\$ 6,946,434	\$ 7,452,052	\$ 0	107.28%
<b>001 General Fund</b>	\$ 102,742	\$ 1,122,436	\$ 1,122,436	\$ 1,118,356	\$ -	99.64%
Personnel Services- Salaries & Wages	\$ 68,402	\$ 822,607	\$ 822,607	\$ 831,894	\$ -	101.13%
Personnel Services- Employee Benefits	\$ 15,891	\$ 204,955	\$ 204,955	\$ 195,668	\$ -	95.47%
Contractual Services	\$ 16,540	\$ 71,946	\$ 71,946	\$ 83,223	\$ -	115.67%
Commodities	\$ 1,909	\$ 22,928	\$ 22,928	\$ 7,570	\$ -	33.02%
<b>400 Economic Development</b>	\$ 4,943	\$ 141,819	\$ 141,819	\$ 89,596	\$ -	63.18%
Personnel Services- Salaries & Wages	\$ 3,486	\$ 42,236	\$ 42,236	\$ 40,221	\$ -	95.23%
Personnel Services- Employee Benefits	\$ 1,458	\$ 18,419	\$ 18,419	\$ 17,390	\$ -	94.41%
Contractual Services	\$ -	\$ 80,764	\$ 80,764	\$ 31,985	\$ -	39.60%
Commodities	\$ -	\$ 400	\$ 400	\$ -	\$ -	0.00%
<b>401 Community Dev Block Program</b>	\$ 421,209	\$ 1,913,505	\$ 1,913,505	\$ 2,070,235	\$ 0	108.19%
Personnel Services- Salaries & Wages	\$ 6,812	\$ 134,824	\$ 134,824	\$ 119,444	\$ -	88.59%
Personnel Services- Employee Benefits	\$ 1,658	\$ 37,971	\$ 37,971	\$ 28,584	\$ -	75.28%
Contractual Services	\$ 411,719	\$ 1,713,143	\$ 1,713,143	\$ 1,878,511	\$ -	109.65%
Commodities	\$ 1,021	\$ 5,767	\$ 5,767	\$ 21,897	\$ -	379.69%
Transfers Out	\$ -	\$ 21,800	\$ 21,800	\$ 21,800	\$ -	100.00%
<b>402 HOME Program</b>	\$ 73,160	\$ 1,020,914	\$ 1,020,914	\$ 2,086,482	\$ -	204.37%
Personnel Services- Salaries & Wages	\$ 4,430	\$ 55,869	\$ 55,869	\$ 53,225	\$ -	95.27%
Personnel Services- Employee Benefits	\$ 917	\$ 12,432	\$ 12,432	\$ 11,177	\$ -	89.90%
Contractual Services	\$ 67,681	\$ 951,157	\$ 951,157	\$ 2,017,862	\$ -	212.15%
Commodities	\$ 133	\$ 1,456	\$ 1,456	\$ 4,219	\$ 0	289.75%

**Kane County Expenditure Report - Detail**  
**Through November 30, 2020 (100.0% YTD, 100.0% Payroll Expense 11/30/2020)**  
**DRAFT**

	Current Month Transactions	Total Amended Budget	Total Amended Budget excluding Net Income	YTD Actual Transactions	YTD Encumbrances	Total % Used
<b>404 Homeless Management Info Systems</b>	<b>\$ 14,301</b>	<b>\$ 155,937</b>	<b>\$ 155,937</b>	<b>\$ 187,812</b>	<b>\$ -</b>	<b>120.44%</b>
Personnel Services- Salaries & Wages	\$ 5,886	\$ 57,518	\$ 57,518	\$ 83,212	\$ -	144.67%
Personnel Services- Employee Benefits	\$ 1,694	\$ 17,140	\$ 17,140	\$ 24,006	\$ -	140.06%
Contractual Services	\$ 6,212	\$ 79,567	\$ 79,567	\$ 43,165	\$ -	54.25%
Commodities	\$ 511	\$ 1,712	\$ 1,712	\$ 37,429	\$ -	2,186.30%
<b>405 Cost Share Drainage</b>	<b>\$ 116,314</b>	<b>\$ 308,578</b>	<b>\$ 292,500</b>	<b>\$ 311,263</b>	<b>\$ 0</b>	<b>106.41%</b>
Contractual Services	\$ 21,000	\$ 210,660	\$ 210,660	\$ 159,893	\$ 0	75.90%
Commodities	\$ 12	\$ 840	\$ 840	\$ 112	\$ -	13.35%
Contingency and Other	\$ -	\$ 16,078	\$ -	\$ -	\$ -	N/A
Capital	\$ 95,302	\$ 81,000	\$ 81,000	\$ 151,258	\$ -	186.74%
<b>406 OCR &amp; Recovery Act Programs</b>	<b>\$ 1,207</b>	<b>\$ 360,373</b>	<b>\$ 360,373</b>	<b>\$ 359,535</b>	<b>\$ -</b>	<b>99.77%</b>
Personnel Services- Salaries & Wages	\$ 1,259	\$ 17,483	\$ 17,483	\$ 13,192	\$ -	75.46%
Personnel Services- Employee Benefits	\$ 221	\$ 3,156	\$ 3,156	\$ 2,647	\$ -	83.88%
Contractual Services	\$ (274)	\$ 339,734	\$ 339,734	\$ 343,695	\$ -	101.17%
<b>407 Quality of Kane Grants</b>	<b>\$ -</b>	<b>\$ 30,110</b>	<b>\$ 30,110</b>	<b>\$ -</b>	<b>\$ -</b>	<b>0.00%</b>
Contractual Services	\$ -	\$ 30,110	\$ 30,110	\$ -	\$ -	0.00%
<b>408 Neighborhood Stabilization Progr</b>	<b>\$ -</b>	<b>\$ 20,000</b>	<b>\$ -</b>	<b>\$ -</b>	<b>\$ -</b>	<b>N/A</b>
Contingency and Other	\$ -	\$ 20,000	\$ -	\$ -	\$ -	N/A
<b>409 Continuum of Care Planning Grant</b>	<b>\$ 6,570</b>	<b>\$ 75,852</b>	<b>\$ 75,852</b>	<b>\$ 64,152</b>	<b>\$ -</b>	<b>84.58%</b>
Personnel Services- Salaries & Wages	\$ 2,602	\$ 33,145	\$ 33,145	\$ 33,449	\$ -	100.92%
Personnel Services- Employee Benefits	\$ 751	\$ 9,498	\$ 9,498	\$ 9,762	\$ -	102.78%
Contractual Services	\$ 2,993	\$ 31,450	\$ 31,450	\$ 17,560	\$ -	55.83%
Commodities	\$ 224	\$ 1,759	\$ 1,759	\$ 3,382	\$ -	192.24%
<b>410 Elgin CDBG</b>	<b>\$ 27,301</b>	<b>\$ 344,650</b>	<b>\$ 344,650</b>	<b>\$ 441,308</b>	<b>\$ -</b>	<b>128.05%</b>
Personnel Services- Salaries & Wages	\$ 5,711	\$ 85,030	\$ 85,030	\$ 77,909	\$ -	91.63%
Personnel Services- Employee Benefits	\$ 1,725	\$ 24,273	\$ 24,273	\$ 22,790	\$ -	93.89%
Contractual Services	\$ 19,551	\$ 233,118	\$ 233,118	\$ 333,047	\$ -	142.87%
Commodities	\$ 315	\$ 2,229	\$ 2,229	\$ 7,563	\$ (0)	339.30%
<b>415 Homeless Prevention Program</b>	<b>\$ 49,655</b>	<b>\$ 108,750</b>	<b>\$ 108,750</b>	<b>\$ 49,655</b>	<b>\$ -</b>	<b>45.66%</b>
Personnel Services- Salaries & Wages	\$ 2,789	\$ 12,730	\$ 12,730	\$ 2,789	\$ -	21.91%
Personnel Services- Employee Benefits	\$ 786	\$ 3,582	\$ 3,582	\$ 786	\$ -	21.94%
Contractual Services	\$ 46,081	\$ 92,438	\$ 92,438	\$ 46,081	\$ -	49.85%
<b>425 Blighted Structure Demolition</b>	<b>\$ -</b>	<b>\$ 120,000</b>	<b>\$ 120,000</b>	<b>\$ 24,450</b>	<b>\$ -</b>	<b>20.38%</b>
Contractual Services	\$ -	\$ 120,000	\$ 120,000	\$ 24,450	\$ -	20.38%
<b>435 Growing for Kane</b>	<b>\$ -</b>	<b>\$ 70,720</b>	<b>\$ 70,720</b>	<b>\$ 32,897</b>	<b>\$ -</b>	<b>46.52%</b>
Contractual Services	\$ -	\$ 58,690	\$ 58,690	\$ 27,585	\$ -	47.00%
Commodities	\$ -	\$ 12,030	\$ 12,030	\$ 5,312	\$ -	44.16%
<b>520 Mill Creek Special Service Area</b>	<b>\$ 174,323</b>	<b>\$ 1,155,075</b>	<b>\$ 1,155,075</b>	<b>\$ 600,594</b>	<b>\$ 0</b>	<b>52.00%</b>
Personnel Services- Salaries & Wages	\$ 258	\$ 53,354	\$ 53,354	\$ 45,013	\$ -	84.37%
Personnel Services- Employee Benefits	\$ 101	\$ 9,811	\$ 9,811	\$ 8,225	\$ -	83.84%
Contractual Services	\$ 171,415	\$ 1,074,510	\$ 1,074,510	\$ 531,464	\$ -	49.46%
Commodities	\$ 2,549	\$ 15,000	\$ 15,000	\$ 13,491	\$ -	89.94%
Transfers Out	\$ -	\$ 2,400	\$ 2,400	\$ 2,400	\$ -	100.00%
<b>5300 Sunvale SBA SW 37</b>	<b>\$ -</b>	<b>\$ 488</b>	<b>\$ 488</b>	<b>\$ -</b>	<b>\$ -</b>	<b>0.00%</b>
Transfers Out	\$ -	\$ 488	\$ 488	\$ -	\$ -	0.00%
<b>5301 Middle Creek SBA SW38</b>	<b>\$ -</b>	<b>\$ 1,950</b>	<b>\$ 1,950</b>	<b>\$ -</b>	<b>\$ -</b>	<b>0.00%</b>
Contractual Services	\$ -	\$ 200	\$ 200	\$ -	\$ -	0.00%
Transfers Out	\$ -	\$ 1,750	\$ 1,750	\$ -	\$ -	0.00%
<b>5302 Shirewood Farm SSA SW39</b>	<b>\$ -</b>	<b>\$ 2,348</b>	<b>\$ 2,348</b>	<b>\$ -</b>	<b>\$ -</b>	<b>0.00%</b>
Transfers Out	\$ -	\$ 2,348	\$ 2,348	\$ -	\$ -	0.00%
<b>5303 Ogden Gardens SBA SW40</b>	<b>\$ -</b>	<b>\$ 2,540</b>	<b>\$ 2,540</b>	<b>\$ -</b>	<b>\$ -</b>	<b>0.00%</b>
Transfers Out	\$ -	\$ 2,540	\$ 2,540	\$ -	\$ -	0.00%

**Kane County Expenditure Report - Detail**  
**Through November 30, 2020 (100.0% YTD, 100.0% Payroll Expense 11/30/2020)**  
**DRAFT**

	Current Month Transactions	Total Amended Budget	Total Amended Budget excluding Net Income	YTD Actual Transactions	YTD Encumbrances	Total % Used
<b>5304 Wildwood West SBA SW41</b>	\$ -	\$ 9,752	\$ 9,752	\$ -	\$ -	0.00%
Contractual Services	\$ -	\$ 1,000	\$ 1,000	\$ -	\$ -	0.00%
Transfers Out	\$ -	\$ 8,752	\$ 8,752	\$ -	\$ -	0.00%
<b>5306 Cheval DeSelle Venetian SBA SW43</b>	\$ 5,129	\$ 5,129	\$ 5,129	\$ 5,129	\$ -	100.00%
Transfers Out	\$ 5,129	\$ 5,129	\$ 5,129	\$ 5,129	\$ -	100.00%
<b>5308 Plank Road Estates SBA SW45</b>	\$ 3,186	\$ 3,386	\$ 3,386	\$ 3,186	\$ -	94.09%
Transfers Out	\$ 3,186	\$ 3,386	\$ 3,386	\$ 3,186	\$ -	94.09%
<b>5310 Exposition View SBA SW47</b>	\$ 3,726	\$ 4,105	\$ 4,105	\$ 3,726	\$ -	90.77%
Contractual Services	\$ -	\$ 379	\$ 379	\$ -	\$ -	0.00%
Transfers Out	\$ 3,726	\$ 3,726	\$ 3,726	\$ 3,726	\$ -	100.00%
<b>5311 Pasadena Drive SBA SW48</b>	\$ 2,461	\$ 2,880	\$ 2,880	\$ 2,461	\$ -	85.44%
Contractual Services	\$ -	\$ 420	\$ 420	\$ -	\$ -	0.00%
Transfers Out	\$ 2,461	\$ 2,460	\$ 2,460	\$ 2,461	\$ -	100.03%
<b>5312 Tamara Dittman SBA SW 50</b>	\$ -	\$ 1,215	\$ 1,215	\$ 1,214	\$ -	99.95%
Contractual Services	\$ -	\$ 1,215	\$ 1,215	\$ 1,214	\$ -	99.95%
<b>760 Debt Service</b>	\$ -	\$ 10,690,329	\$ 10,668,498	\$ 9,419,603	\$ -	88.29%
<b>601 Public Building Commission</b>	\$ -	\$ 1,102,786	\$ 1,102,786	\$ 1,102,786	\$ -	100.00%
Transfers Out	\$ -	\$ 1,102,786	\$ 1,102,786	\$ 1,102,786	\$ -	100.00%
<b>610 Capital Improvement Debt Service</b>	\$ -	\$ 982,224	\$ 982,224	\$ 74,000	\$ -	7.53%
Debt Service	\$ -	\$ 982,224	\$ 982,224	\$ 74,000	\$ -	7.53%
<b>620 Motor Fuel Tax Debt Service</b>	\$ -	\$ 3,567,800	\$ 3,567,800	\$ 3,412,119	\$ -	95.64%
Debt Service	\$ -	\$ 3,567,800	\$ 3,567,800	\$ 3,412,119	\$ -	95.64%
<b>622 Recovery Zone Bond Debt Service</b>	\$ -	\$ 880,749	\$ 858,918	\$ 858,918	\$ -	100.00%
Contractual Services	\$ -	\$ 550	\$ 550	\$ 550	\$ -	100.00%
Contingency and Other	\$ -	\$ 21,831	\$ -	\$ -	\$ -	N/A
Debt Service	\$ -	\$ 858,368	\$ 858,368	\$ 858,368	\$ -	100.00%
<b>623 JJC/AJC Refunding Debt Service</b>	\$ -	\$ 2,938,000	\$ 2,938,000	\$ 2,751,975	\$ -	93.67%
Contractual Services	\$ -	\$ 550	\$ 550	\$ 450	\$ -	81.82%
Debt Service	\$ -	\$ 2,937,450	\$ 2,937,450	\$ 2,751,525	\$ -	93.67%
<b>624 Longmeadow Debt Service</b>	\$ -	\$ -	\$ -	\$ 1,037	\$ -	N/A
Transfers Out	\$ -	\$ -	\$ -	\$ 1,037	\$ -	N/A
<b>625 Longmeadow Debt Srv - Cap Int</b>	\$ -	\$ 1,218,770	\$ 1,218,770	\$ 1,218,769	\$ -	100.00%
Debt Service	\$ -	\$ 1,218,770	\$ 1,218,770	\$ 1,218,769	\$ -	100.00%
<b>800 Other- Countywide Expenses</b>	\$ 86,206,203	\$ 205,149,869	\$ 165,555,216	\$ 159,292,769	\$ (0)	96.22%
<b>001 General Fund</b>	\$ 19,532,530	\$ 27,056,868	\$ 27,056,868	\$ 26,467,746	\$ 0	97.82%
Contractual Services	\$ 3,395	\$ 1,501,995	\$ 1,501,995	\$ 1,070,913	\$ (0)	71.30%
Commodities	\$ (175,727)	\$ 1,149,029	\$ 1,149,029	\$ 1,019,054	\$ (0)	88.69%
Capital	\$ -	\$ 28,065	\$ 28,065	\$ -	\$ -	0.00%
Transfers Out	\$ 19,704,862	\$ 24,377,779	\$ 24,377,779	\$ 24,377,779	\$ -	100.00%
<b>100 County Automation</b>	\$ -	\$ 15,000	\$ 15,000	\$ -	\$ -	0.00%
Contractual Services	\$ -	\$ 15,000	\$ 15,000	\$ -	\$ -	0.00%
<b>110 Illinois Municipal Retirement</b>	\$ 2,865,668	\$ 10,562,745	\$ 10,562,745	\$ 7,198,548	\$ -	68.15%
Personnel Services- Employee Benefits	\$ (224,611)	\$ 7,472,466	\$ 7,472,466	\$ 4,108,269	\$ -	54.98%
Transfers Out	\$ 3,090,279	\$ 3,090,279	\$ 3,090,279	\$ 3,090,279	\$ -	100.00%

**Kane County Expenditure Report - Detail**  
**Through November 30, 2020 (100.0% YTD, 100.0% Payroll Expense 11/30/2020)**  
**DRAFT**

	Current Month Transactions	Total Amended Budget	Total Amended Budget excluding Net Income	YTD Actual Transactions	YTD Encumbrances	Total % Used
<b>111 FICA/Social Security</b>	\$ 1,213,999	\$ 5,816,512	\$ 5,748,512	\$ 4,194,855	\$ -	72.97%
Personnel Services- Employee Benefits	\$ 88,070	\$ 4,622,583	\$ 4,622,583	\$ 3,068,926	\$ -	66.39%
Contingency and Other	\$ -	\$ 68,000	\$ -	\$ -	\$ -	N/A
Transfers Out	\$ 1,125,929	\$ 1,125,929	\$ 1,125,929	\$ 1,125,929	\$ -	100.00%
<b>112 Special Reserve</b>	\$ -	\$ 19,329,633	\$ 315,000	\$ 315,000	\$ -	100.00%
Contingency and Other	\$ -	\$ 19,014,633	\$ -	\$ -	\$ -	N/A
Transfers Out	\$ -	\$ 315,000	\$ 315,000	\$ 315,000	\$ -	100.00%
<b>113 Emergency Reserve</b>	\$ -	\$ 113,300	\$ -	\$ -	\$ -	N/A
Contingency and Other	\$ -	\$ 113,300	\$ -	\$ -	\$ -	N/A
<b>114 Property Tax Freeze Protection</b>	\$ -	\$ 5,861,794	\$ 3,676,794	\$ 3,676,794	\$ -	100.00%
Contingency and Other	\$ -	\$ 2,185,000	\$ -	\$ -	\$ -	N/A
Transfers Out	\$ -	\$ 3,676,794	\$ 3,676,794	\$ 3,676,794	\$ -	100.00%
<b>125 Public Safety Sales Tax</b>	\$ 86,154	\$ 3,829,623	\$ 2,608,186	\$ 2,230,596	\$ 0	85.52%
Contractual Services	\$ 40,137	\$ 826,000	\$ 826,000	\$ 819,504	\$ -	99.21%
Contingency and Other	\$ -	\$ 1,221,437	\$ -	\$ -	\$ -	N/A
Capital	\$ 46,018	\$ 1,282,186	\$ 1,282,186	\$ 911,092	\$ 0	71.06%
Transfers Out	\$ -	\$ 500,000	\$ 500,000	\$ 500,000	\$ -	100.00%
<b>127 Judicial Technology Sales Tax</b>	\$ 191,784	\$ 1,096,000	\$ 930,322	\$ 967,102	\$ -	103.95%
Personnel Services- Salaries & Wages	\$ 7,941	\$ 97,196	\$ 97,196	\$ 104,515	\$ -	107.53%
Personnel Services- Employee Benefits	\$ 2,173	\$ 28,031	\$ 28,031	\$ 30,277	\$ -	108.01%
Contractual Services	\$ 181,669	\$ 780,095	\$ 780,095	\$ 807,310	\$ -	103.49%
Contingency and Other	\$ -	\$ 165,678	\$ -	\$ -	\$ -	N/A
Transfers Out	\$ -	\$ 25,000	\$ 25,000	\$ 25,000	\$ -	100.00%
<b>353 Coronavirus Relief Fund</b>	\$ 55,675,556	\$ 93,020,218	\$ 78,768,357	\$ 86,469,351	\$ -	109.78%
Personnel Services- Salaries & Wages	\$ 4,862,983	\$ 14,833,294	\$ 14,833,294	\$ 16,628,914	\$ -	112.11%
Personnel Services- Employee Benefits	\$ 1,696,585	\$ 6,019,485	\$ 6,019,485	\$ 6,403,650	\$ -	106.38%
Contractual Services	\$ 45,251,845	\$ 40,084,509	\$ 40,084,509	\$ 46,086,273	\$ -	114.97%
Commodities	\$ 1,409,649	\$ 1,722,835	\$ 1,722,835	\$ 2,524,989	\$ -	146.56%
Contingency and Other	\$ -	\$ 14,251,861	\$ -	\$ -	\$ -	N/A
Capital	\$ 3,519,199	\$ 6,909,335	\$ 6,909,335	\$ 5,626,625	\$ -	81.44%
Transfers Out	\$ (1,064,704)	\$ 9,198,899	\$ 9,198,899	\$ 9,198,899	\$ -	100.00%
<b>500 Capital Projects</b>	\$ 605,814	\$ 5,514,926	\$ 3,348,182	\$ 1,501,218	\$ (0)	44.84%
Contractual Services	\$ 4,843	\$ 265,292	\$ 265,292	\$ 119,235	\$ -	44.94%
Commodities	\$ (146,419)	\$ -	\$ -	\$ -	\$ (0)	N/A
Contingency and Other	\$ -	\$ 2,166,744	\$ -	\$ -	\$ -	N/A
Capital	\$ 747,391	\$ 3,082,890	\$ 3,082,890	\$ 1,381,984	\$ 0	44.83%
<b>501 Judicial Facility Construction</b>	\$ -	\$ 408,000	\$ -	\$ -	\$ -	N/A
Contingency and Other	\$ -	\$ 408,000	\$ -	\$ -	\$ -	N/A
<b>510 Capital Improvement Bond Const</b>	\$ 2,571,879	\$ 13,250,562	\$ 13,250,562	\$ 9,466,660	\$ -	71.44%
Capital	\$ 2,571,879	\$ 12,583,818	\$ 12,583,818	\$ 8,799,916	\$ -	69.93%
Transfers Out	\$ -	\$ 666,744	\$ 666,744	\$ 666,744	\$ -	100.00%
<b>652 Health Insurance Fund</b>	\$ 3,462,819	\$ 19,274,688	\$ 19,274,688	\$ 16,804,899	\$ -	87.19%
Personnel Services- Employee Benefits	\$ 2,878	\$ 4,677	\$ 4,677	\$ 14,384	\$ -	307.54%
Contractual Services	\$ 3,459,941	\$ 19,270,011	\$ 19,270,011	\$ 16,790,516	\$ -	87.13%
<b>900 Contingency</b>	\$ -	\$ 481,077	\$ 408,477	\$ -	\$ -	0.00%
<b>001 General Fund</b>	\$ -	\$ 408,477	\$ 408,477	\$ -	\$ -	0.00%
Contingency and Other	\$ -	\$ 408,477	\$ 408,477	\$ -	\$ -	0.00%
<b>660 Working Cash</b>	\$ -	\$ 72,600	\$ -	\$ -	\$ -	N/A
Contingency and Other	\$ -	\$ 72,600	\$ -	\$ -	\$ -	N/A
<b>Grand Total</b>	\$ 104,946,521	\$ 447,745,439	\$ 406,906,806	\$ 332,878,127	\$ 0	81.81%



# Finance Accounts Payable by GL Distribution

Payment Date Range 02/01/21 - 02/28/21

Vendor	Invoice No.	Invoice Description	Status	Held Reason	Invoice Date	Due Date	G/L Date	Received Date	Payment Date	Invoice Amount
<b>Fund 001 - General Fund</b>										
Department <b>040 - Finance</b>										
Sub-Department <b>040 - Finance</b>										
Account <b>50130 - Certified Audit Contract</b>										
9795 - Baker Tilly Virchow Krause, LLP	BT1746013	Services in connection with 11/30/20 audit (progress bill)	Paid by EFT # 63598		01/29/2021	02/03/2021	02/03/2021		02/16/2021	20,500.00
								Account <b>50130 - Certified Audit Contract</b> Totals	Invoice Transactions 1	<u>\$20,500.00</u>
Account <b>53130 - General Association Dues</b>										
4526 - Fifth Third Bank	7740-TK-12/20	P-Card Payment - membership & training registration	Paid by EFT # 63443		01/04/2021	01/19/2021	01/19/2021		02/01/2021	80.00
1009 - Government Finance Officers Assn (GFOA)	0253003-2021	2021 Dues-Kane County, IL	Paid by Check # 373606		02/04/2021	02/04/2021	02/04/2021		02/16/2021	1,775.00
								Account <b>53130 - General Association Dues</b> Totals	Invoice Transactions 2	<u>\$1,855.00</u>
Account <b>60000 - Office Supplies</b>										
12287 - Century Springs/Ove Water Services	2621252	Fin-Water Delivery & Rent January, 2021	Paid by EFT # 63618		01/29/2021	02/04/2021	02/04/2021		02/16/2021	40.75
11023 - Genesis Technologies Inc.	771590	HP 78A Laser Jet Pro Toner for Payroll	Paid by EFT # 63670		01/18/2021	02/04/2021	02/04/2021		02/16/2021	46.13
								Account <b>60000 - Office Supplies</b> Totals	Invoice Transactions 2	<u>\$86.88</u>
Account <b>60020 - Computer Related Supplies</b>										
10909 - Tyler Business Forms	56188	Payroll Tax Forms and Envelopes	Paid by Check # 373652		01/18/2021	02/04/2021	02/04/2021		02/16/2021	1,457.35
								Account <b>60020 - Computer Related Supplies</b> Totals	Invoice Transactions 1	<u>\$1,457.35</u>
								Sub-Department <b>040 - Finance</b> Totals	Invoice Transactions 6	<u>\$23,899.23</u>
								Department <b>040 - Finance</b> Totals	Invoice Transactions 6	<u>\$23,899.23</u>
Department <b>140 - County Auditor</b>										
Sub-Department <b>140 - County Auditor</b>										
Account <b>52140 - Repairs and Maint- Copiers</b>										
4371 - Toshiba Business Solutions, Inc.	5444042	CPC Billing	Paid by Check # 373649		01/19/2021	01/27/2021	01/27/2021		02/16/2021	5.32
								Account <b>52140 - Repairs and Maint- Copiers</b> Totals	Invoice Transactions 1	<u>\$5.32</u>
Account <b>60000 - Office Supplies</b>										
12287 - Century Springs/Ove Water Services	2634349	018139: Auditor-Rental, Monthly Bottled Water Service	Paid by EFT # 63618		01/29/2021	02/09/2021	02/09/2021		02/16/2021	2.50
								Account <b>60000 - Office Supplies</b> Totals	Invoice Transactions 1	<u>\$2.50</u>
								Sub-Department <b>140 - County Auditor</b> Totals	Invoice Transactions 2	<u>\$7.82</u>
								Department <b>140 - County Auditor</b> Totals	Invoice Transactions 2	<u>\$7.82</u>
								Fund <b>001 - General Fund</b> Totals	Invoice Transactions 8	<u>\$23,907.05</u>
								Grand Totals	Invoice Transactions 8	<u>\$23,907.05</u>

**Kane County Purchasing Card Information  
Finance & Budget Committee  
February 2021 Statement**

**PURCHASING DEPARTMENT**

<b>Transaction Date</b>	<b>Merchant Name</b>	<b>Additional Information</b>	<b>Transaction Amount</b>
2/3/2021	NATIONAL INSITUTE OF G	JDEARING@NIGP	\$370.00
2/12/2021	FORMS FULFILLMENT CENT	9143456268	(\$48.79)
			Total: \$321.21
			Total all: \$321.21

**SALES TAX ANALYSIS 2018-2021**  
**001.000.000.30100**

State Liability Month	State Collection Month	State Report (Voucher) Month	County Receipt Month	2018		2019		2020		2021	
					% Change 2017-2018		% Change 2018-2019		% Change 2019-2020		% Change 2020-2021
November *	December	January	February	1,415,779	4.03%	1,382,744	-2.33%	1,390,496	0.56%	1,318,807	-5.16%
December	January	February	March	1,565,082	2.35%	1,499,192	-4.21%	1,577,509	5.22%	1,659,281	5.18%
January	February	March	April	1,141,884	5.85%	1,035,849	-9.29%	1,089,360	5.17%		-100.00%
February	March	April	May	1,071,717	1.01%	1,054,157	-1.64%	1,026,621	-2.61%		-100.00%
March	April	May	June	1,375,831	9.05%	1,324,623	-3.72%	1,064,716	-19.62%		-100.00%
April	May	June	July	1,330,483	5.44%	1,346,784	1.23%	953,099	-29.23%		-100.00%
May	June	July	August	1,576,209	7.44%	1,519,468	-3.60%	1,211,800	-20.25%		-100.00%
June	July	August	September	1,567,792	3.32%	1,529,905	-2.42%	1,482,712	-3.08%		-100.00%
July	August	September	October	1,490,341	5.51%	1,508,868	1.24%	1,490,272	-1.23%		-100.00%
August	September	October	November	1,530,142	5.56%	1,541,882	0.77%	1,430,709	-7.21%		-100.00%
September	October	November	December	1,434,930	2.00%	1,400,957	-2.37%	1,461,709	4.34%		-100.00%
October	November	December	January	1,429,062	3.65%	1,431,298	0.16%	1,426,519	-0.33%		-100.00%
<b>TOTAL</b>				<b>16,929,251</b>	<b>4.60%</b>	<b>16,575,727</b>	<b>-2.09%</b>	<b>15,605,522</b>	<b>-5.85%</b>	<b>2,978,088</b>	<b>-80.92%</b>

2021 YTD 2,968,005 2,978,088 0.34%

10,083

2021 Budget 14,794,000

2021 Budget YTD 2,465,667

512,421 20.78%

**Health Insurance Fund  
Revenue and Expenses**

**As of Transactions Processed for Fiscal Year 2021 through March 25, 2021**

**Revenue**

652.800.000.38000 - Investment Income	-
652.800.000.38910 - Healthcare Employer Portion	3,565,924.64
652.800.000.38915 - Dental Employer Portion	123,923.76
652.800.000.38920 - Healthcare Employee Portion	729,387.84
652.800.000.38921 - Dental Employee Portion	78,667.15
652.800.000.38927 - MERP Employer Portion	255,441.89
652.800.000.38930 - Retiree Payments - Healthcare	193,397.14
652.800.000.38935 - Retiree Payments - Dental	1,092.29
652.800.000.38940 - Cobra Payments - Healthcare	30,199.63
652.800.000.38945 - Cobra Payments - Dental	1,565.94
<b>Total Revenue</b>	<b>4,979,600.28</b>

**Expenses - Health Insurance General**

652.800.814.50150 - Contractual/Consulting Services	42,000.00
652.800.814.50520 - Healthcare Admin Services	2,704.00
652.800.814.53005 - Healthcare - Stop Loss Insurance	(134,828.91)
652.800.814.53032 - Self Insured Healthcare Claims Administration	-
652.800.814.53036 - Healthcare Taxes	-
652.800.814.53038 - Healthcare - Vision Insurance	26,666.88
652.800.814.53039 - Affordable Care Act Fee	-
652.800.814.53300 - Healthcare - Health Insurance	40,605.16
652.800.814.53310 - Healthcare - Dental Insurance	244,673.02
652.800.814.53320 - Healthcare - Life Insurance	11,036.67
652.800.814.53380 - Healthcare - Wellness	-
652.800.814.53385 - Financial Wellness	-
652.800.814.53390 - Change in IPBC Terminal Reserve	-
<b>Total Health Insurance General Expenses</b>	<b>232,856.82</b>

**Health Insurance Fund**

**Revenue and Expenses**

**As of Transactions Processed for Fiscal Year 2021 through March 25, 2021**

**Expenses - Health Insurance MERP**

652.800.814.53340 - MERP - Premium Reimbursement	17,084.42
652.800.814.45100 - MERP FICA/SS on Premium Reimbursement	1,288.14
652.800.814.53330 - MERP - Medical Expense Reimbursement	35,974.86
652.800.814.53350 - MERP - Shared Savings with Administrator	13,528.30
Total MERP Expenses	<u>67,875.72</u>

**Expenses - Health Insurance PPO**

652.800.817.53005 - Healthcare - Stop Loss Insurance	107,866.19
652.800.817.53031 - Self Insured Healthcare Claims	833,563.70
652.800.817.53032 - Self Insured Healthcare Claims Administration	47,843.50
652.800.817.53033 - Healthcare Facility Access Fee	10,076.10
652.800.817.53037 - Healthcare Credits	(48,308.00)
Total Health Insurance PPO Expenses	<u>951,041.49</u>

**Expenses - Health Insurance HMO**

652.800.818.53005 - Healthcare - Stop Loss Insurance	99,465.00
652.800.818.53031 - Self Insured Healthcare Claims	1,179,682.54
652.800.818.53032 - Self Insured Healthcare Claims Administration	97,850.00
652.800.818.53034 - Healthcare HMO Managed Care Fee	20,710.00
652.800.818.53035 - Healthcare Physician Services Fee	461,511.33
652.800.818.53036 - Healthcare Taxes	-
652.800.818.53037 - Healthcare Credits	(98,800.00)
Total Health Insurance HMO Expenses	<u>1,760,418.87</u>

**Expenses - Retiree**

652.800.820.53300 - Healthcare - Health Insurance	5,438.18
---	----------

**Total Expenses**

**3,017,631.08**

**Revenue Net Expenses**

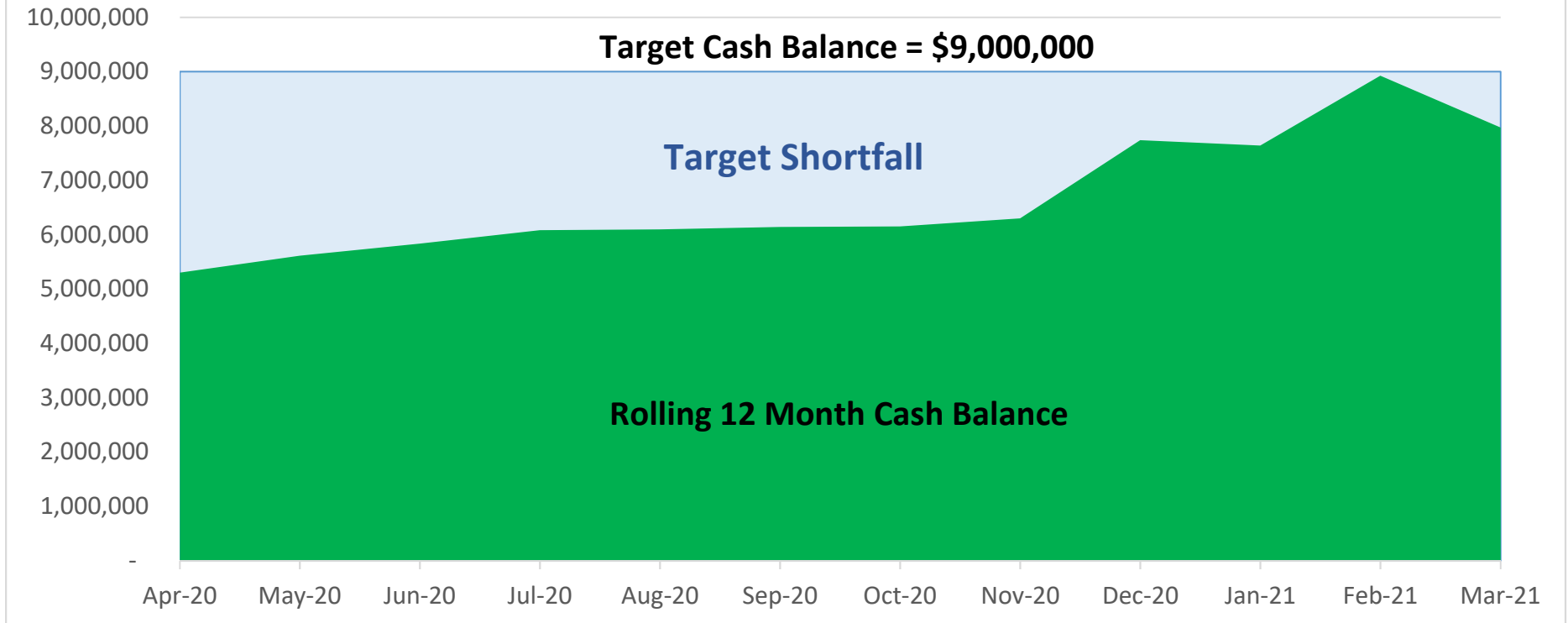
**1,961,969.20**

**Health Insurance Fund  
Cash Flow Statement (Reconciliation)**

**As of Transactions Processed for Fiscal Year 2021 through March 25, 2021**

10000	<b>Beginning Cash Balance</b>	<b>6,311,711.79</b>
11900	Change in Investments- Fair Value Adjust	-
12000	Change in Interest Receivable	-
12400	Change in Accounts Receivable	(3,212.96)
12410	Change in Healthcare Receivable	1,394,544.33
12490	Change in Other Accounts Receivable	-
13000	Change in Due From Other Funds	617,388.94
15000	Change in Prepaid Expense	79,973.22
15310	Change in Advance Funding - FSA	-
20000	Change in Accounts Payable	(1,334,495.74)
20010	Change in Accrued Liabilities	(1,057,466.61)
25050	Change in Unearned Revenue	-
30000- 99999	<b>Revenue net Expenses</b>	<b>1,961,969.20</b>
10000	<b>Ending Cash Balance</b>	<b><u>7,970,412.17</u></b>

## Health Insurance Fund Rolling 12-Month Cash Balances



**Health Insurance Fund Rolling Cash Balances as of March 25, 2021**

	<b>Apr-20</b>	<b>May-20</b>	<b>Jun-20</b>	<b>Jul-20</b>	<b>Aug-20</b>	<b>Sep-20</b>	<b>Oct-20</b>	<b>Nov-20</b>	<b>Dec-20</b>	<b>Jan-21</b>	<b>Feb-21</b>	<b>Mar-21</b>
Target *	9,000,000	9,000,000	9,000,000	9,000,000	9,000,000	9,000,000	9,000,000	9,000,000	9,000,000	9,000,000	9,000,000	9,000,000
Actual	5,301,634	5,612,469	5,832,411	6,083,550	6,096,448	6,139,517	6,149,142	6,298,396	7,736,474	7,638,387	8,923,722	7,970,412

Total Health Insurance General Expenses

*Prepared by Finance Department for Human Services Committee*



# FY21 Capital Projects Report

Fiscal-Year-to-Date To: 3/24/2021

Project Number	Description	Status	Budget	Expenses	Encumbrances	Balance	% Used
Project: 500 BLDG MGMT	500 BLDG MGMT	Active					
Sub-Project: FY2021	FY2021 500 VEHICLES	Active					
Sub-Project FY2021 Total:			\$75,000.00	\$0.00	\$0.00	\$75,000.00	%
Sub-Project: FY2021 BLDG	2021 BLDG MGMT ARCHITECTURAL	Active					
Sub-Project FY2021 BLDG Total:			\$300,000.00	\$1,405.00	\$0.00	\$298,595.00	%
Sub-Project: FY2021 BLDG A	2021 BLDG A ELEVATOR RENOVATION	Active					
Sub-Project FY2021 BLDG A Total:			\$130,000.00	\$9,720.00	\$0.00	\$120,280.00	7%
Sub-Project: FY2021 BLDG B LR	2021 LOWER ROOF BLDG B	Active					
Sub-Project FY2021 BLDG B LR Total:			\$250,000.00	\$0.00	\$0.00	\$250,000.00	%
Sub-Project: FY2021 BLDG IMP	2021 COUNTY WIDE CARPET/FURNITURE	Active					
Sub-Project FY2021 BLDG IMP Total:			\$200,000.00	\$0.00	\$0.00	\$200,000.00	%
Sub-Project: FY2021 CONT	2021 CONTINGENCY	Active					
Sub-Project FY2021 CONT Total:			\$300,000.00	\$36,434.00	\$29,858.00	\$233,708.00	22%
Sub-Project: FY2021 CORONER	2021 CORONER DEMO	Active					
Sub-Project FY2021 CORONER Total:			\$250,000.00	\$0.00	\$0.00	\$250,000.00	%
Sub-Project: FY2021 EEP	2021 BLDG MGMT ENERGY EFFICIENCY	Active					
Sub-Project FY2021 EEP Total:			\$215,292.00	\$0.00	\$0.00	\$215,292.00	%
Sub-Project: FY2021 FABDEMO	2021 BLDG MGMT FABYAN DEMO	Active					
Sub-Project FY2021 FABDEMO Total:			\$250,000.00	\$0.00	\$0.00	\$250,000.00	%
Sub-Project: FY2021 FLEET	2021 FLEET MAINT DEMO	Active					
Sub-Project FY2021 FLEET Total:			\$175,000.00	\$0.00	\$0.00	\$175,000.00	%
Sub-Project: FY2021 OF	2021 OFFICE FURN STATES ATTORNEY	Active					
Sub-Project FY2021 OF Total:			\$57,666.00	\$0.00	\$11,880.00	\$45,786.00	21%
Sub-Project: FY2021 SEAL	FY2021 BLDG PARKING LOT REPAIRS	Active					
Sub-Project FY2021 SEAL Total:			\$175,000.00	\$0.00	\$0.00	\$175,000.00	%
Sub-Project: FY2021 SWALK REP	FY20210 SIDEWALK REPAIRS	Active					
Sub-Project FY2021 SWALK REP Total:			\$50,000.00	\$0.00	\$0.00	\$50,000.00	%
Sub-Project: FY2021ITVEH	2021 IT VEHICLES	Active					

# FY21 Capital Projects Report

Fiscal-Year-to-Date To: 3/24/2021

Project Number	Description	Status	Budget	Expenses	Encumbrances	Balance	% Used
Sub-Project FY2021ITVEH Total:			\$40,000.00	\$0.00	\$28,774.00	\$11,226.00	72%
Sub-Project: FY21 BLDG OF	2021 OF CORONER MUF	Active					
Sub-Project FY21 BLDG OF Total:			\$75,000.00	\$0.00	\$0.00	\$75,000.00	%
Project 500 BLDG MGMT Total:			\$2,542,958.00	\$47,559.00	\$70,512.00	\$2,424,887.00	5%
Project: 500 IT	500 IT - CAPITAL PROJECTS	Active					
Sub-Project: FY 2021	FY 2021	Active					
Activity: COMPHW	Computer Hardware	Active					
Activity COMPHW Total:			\$0.00	\$299.96	\$13,942.83	(\$14,242.79)	+++
Activity: COMPSW	Computer Software	Active					
Activity COMPSW Total:			\$0.00	\$0.00	\$0.00	\$0.00	+++
Activity: COVID19	COVID-19	Active					
Activity COVID19 Total:			\$0.00	\$3,716.39	\$1,208.28	(\$4,924.67)	+++
Sub-Project FY 2021 Total:			\$0.00	\$4,016.35	\$15,151.11	(\$19,167.46)	+++
Project 500 IT Total:			\$0.00	\$4,016.35	\$15,151.11	(\$19,167.46)	+++
Project: 510 Capital Proj	510 Capital Projects	Active					
Sub-Project: FY2021 MUF	FY2021 MultiPurpose Facility Construction	Active					
Sub-Project FY2021 MUF Total:			\$5,000,000.00	\$1,730,208.12	\$0.00	\$3,269,791.88	35%
Project 510 Capital Proj Total:			\$5,000,000.00	\$1,730,208.12	\$0.00	\$3,269,791.88	35%
<b>Grand Total:</b>			<b>\$7,542,958.00</b>	<b>\$1,781,783.47</b>	<b>\$85,663.11</b>	<b>\$5,675,511.42</b>	<b>25%</b>

**STATE REIMBURSEMENTS RECEIVABLE**  
**Total by Department as of 2.28.2021**

Department	Revenue GL	Revenue Account Name	Payer	Feb-21	Jan-21	Dec-20	Nov-20	Oct-20	Sep-20	8/31/2020 and Older	Total	Notes
KDOT	XXX.520.000.37XXX	Various Reimbursements	IDOT	\$ 14,304	\$ 283,053	\$ 1,379,034	\$ 667,827	\$ -	\$ -	\$ -	\$ 2,344,218	Per Kathleen Hopkinson Misc Billing Invoice Aging Report at 2.28.2021
County Clerk	001.190.000.XXXXX	Election Judge Reimb	State of Illinois	\$ 31,545	\$ -	\$ -	\$ -	\$ -	\$ -	\$ -	\$ 31,545	Per Zahida Fakroddin
Public Defender	001.360.000.37050	Public Defender Salary Reimbursement	State of Illinois	\$ 8,947	\$ -	\$ -	\$ -	\$ -	\$ -	\$ -	\$ 8,947	Per reimbursement analysis
	001.360.000.XXXXX	Public Defender SVP Expense Reimburesment	State of Illinois	\$ 1,061	\$ -	\$ -	\$ -	\$ -	\$ -	\$ -	\$ 1,061	Per Rachele Conant
Court Services	001.430.000.37080	Probation Salary Reimbursement	State of Illinois	\$ 446,412	\$ 455,126	\$ 491,863	\$ 445,246	\$ -	\$ -	\$ -	\$ 1,838,646	Per Carron Johnson
Supervisor of Assessments	001.170.000.37020	Supervisor of Assessment Salary Reimbursement	State of Illinois	\$ 5,650	\$ -	\$ -	\$ -	\$ -	\$ -	\$ -	\$ 5,650	Per reimbursement analysis
Kane Comm	269.425.000.37070	Cell 911 Surcharge Reimbursement	State of Illinois	\$ 43,000	\$ 43,000	\$ 43,000	\$ 43,000	\$ -	\$ -	\$ -	\$ 172,000	Exact amount is unknown until reimbursement is received; average is \$43,000.
Environmental Management	N/A	Environmental / Development	State of Illinois	\$ -	\$ -	\$ -	\$ -	\$ -	\$ -	\$ -	\$ -	per Jodie Wollnik
Health Department	35X.580.000.3XXXX	Various Grants & Reimbursements	State of Illinois	\$ 70,256	\$ 37,954	\$ 215,367	\$ 3,495	\$ -	\$ -	\$ -	\$ 327,071	Per Kinnell Snowden
State's Attorney Office	001.300.000.37030	State's Attorney's Salary Reimbursement	State of Illinois	\$ 15,927	\$ -	\$ -	\$ -	\$ -	\$ -	\$ -	\$ 15,927	Per reimbursement analysis
State's Attorney Office	220.300.000.32020	Title IV-D Grant	State of Illinois	\$ 157,917	\$ -	\$ -	\$ -	\$ -	\$ -	\$ -	\$ 157,917	Per Joseph Krantz
State's Attorney Office	001.300.000.32095	JJC Council Grant	State of Illinois	\$ (1,478)	\$ -	\$ -	\$ -	\$ -	\$ -	\$ -	\$ (1,478)	Per Joseph Krantz
State's Attorney Office	222.300.000.32050	Victim Coordinator Services	State of Illinois	\$ (13,542)	\$ -	\$ -	\$ -	\$ -	\$ -	\$ -	\$ (13,542)	Per Joseph Krantz
State's Attorney Office	230.300.000.32010	DCFCS	State of Illinois	\$ (66,871)	\$ -	\$ -	\$ -	\$ -	\$ -	\$ -	\$ (66,871)	Per Joseph Krantz
State's Attorney Office	230.300.000.33550	CACI VOCA	State of Illinois	\$ 17,213	\$ -	\$ -	\$ -	\$ -	\$ -	\$ -	\$ 17,213	Per Joseph Krantz
State's Attorney Office	230.300.000.32000	Attorney General VCVA	State of Illinois	\$ (6,787)	\$ -	\$ -	\$ -	\$ -	\$ -	\$ -	\$ (6,787)	Per Joseph Krantz
Kane County	001.000.000.30110	Income Tax	State of Illinois	\$ -	\$ -	\$ -	\$ -	\$ -	\$ -	\$ -	\$ -	Per Tax Analysis WS
Kane County	001.000.000.30120	Local Use Tax	State of Illinois	\$ -	\$ -	\$ -	\$ -	\$ -	\$ -	\$ -	\$ -	Per Tax Analysis WS
<b>TOTAL</b>				<b>\$ 723,554</b>	<b>\$ 819,132</b>	<b>\$ 2,129,263</b>	<b>\$ 1,159,568</b>	<b>\$ -</b>	<b>\$ -</b>	<b>\$ -</b>	<b>\$ 4,831,517.59</b>	

## FISCAL YEAR 2022 BUDGET CALENDAR

March – April	Finance Department reviews budget process, refines budget requirements, determines budget calendar, and prepares preliminary budget guidelines.
March 31	Finance Committee approves Budget Calendar to be distributed.
April 20	FY21 General Fund preliminary revenue estimates are due in Finance Department.
April 28	Finance Committee approves Preliminary Budget Guidelines to be distributed.
April 29– May 7	Finance Department completes & distributes required budget forms and instructions and initializes budget in New World System.
May 10	New World budget training available.
May 10– June 15	Departments and offices enter estimated revenues and proposed expenditures into the New World system, providing itemized detail and justification for each line item. Departments complete required forms.
June 15	ALL BUDGETS MUST BE ENTERED INTO NEW WORLD SYSTEM. ALL FORMS ARE DUE IN THE FINANCE DEPARTMENT (except Departmental Mission & Goals and Mandate forms).
June 15 – August 25	Finance works with departments to ensure their budget data is complete and that their budget reports are ready for committee budget presentations.
June 29	General Fund revenue forecast and budget presented to Committee of the Whole. First Group of Department & Office budgets presented to Committee of the Whole.
July 16	Departmental Mission & Goals and Mandate forms due in Finance Department.
July 16	Mid-Year Projections due in Finance Department.
July 27	Second Group of Department & Office budgets presented to Committee of the Whole.
August 4	General Fund budget summary presented to Executive Committee.
August 31	Third Group of Department & Office budgets presented to Committee of the Whole. Capital budget presented to Committee of the Whole.
September 1	General Fund budget summary presented to Executive Committee.
September 28	Proposal to close General Fund budget gap presented to Committee of the Whole.
October 6	“Final” General Fund budget presented to Executive Committee.
October 12	County Board approves final draft of budget to be placed on public display.
October 25	Final draft of budget placed on public display per statutory requirements.
November 3	Tax levies and budget highlights presented to Executive Committee.
November 9	Truth-in-Taxation Hearing held if needed. County Board adopts FY22 budget.



## Office of the Kane County Auditor

**PENNY WEGMAN, M.B.A**

Kane County Auditor

719 S. Batavia Ave. Geneva, IL 60134  
Phone: 630-232-5915 Fax: 630-208-3838

**March 31, 2021**

### **FINANCE and BUDGET COMMITTEE REPORT**

#### **Announcements from the Auditor's Office**

- The Auditor's Office is proud to announce that we will be looking to hire an intern for the summer. The position has been posted on the County's website and we are looking forward to this being a reoccurring program.
- Presentation of the Auditor's Quarterly Financial Report, for the fourth fiscal quarter ended November 30, 2020, will be postponed until the external auditor completes its fieldwork.
- The Economic Interest Statement Review for the year 2020 has been circulated and posted to our website [Economic Interest Statement 2020](#)

#### **Accounts Payable Claims Paid Report**

The Accounts Payable Claims Paid Report for February 2021 details the 2,025 payments (including any void and re-issued checks) which were processed resulting in net payments of \$16,700,138.53. Please note this includes 368 Coronavirus Relief Fund Application Disbursements totaling \$7,315,990.62. Auditor's Office staff spent 50 hours on Coronavirus Relief Fund Disbursements in the month of February.

The detailed report is included in the agenda packet.

#### **Monthly Payroll Audit**

The Auditor's Office reviewed 2,544 payroll records in the month of February.



## RESOLUTION/ORDINANCE EXECUTIVE SUMMARY

### Resolution: No.

Authorizing Revision of FY20 Year End Allocation & Budget Adjustment

**Committee Flow:** Finance and Budget Committee, Executive Committee,  
County Board

**Contact:** Joseph Onzick, 630.208.5113

### Budget Information:

Was this item budgeted? No	Appropriation Amount: \$215,000
If not budgeted, explain funding source:	

### Summary:

This resolution authorizes a revision to the FY20 Year end allocation and budget adjustment.

STATE OF ILLINOIS

COUNTY OF KANE

RESOLUTION: NO.

**AUTHORIZING REVISION OF FY20 YEAR END ALLOCATION & BUDGET ADJUSTMENT**

WHEREAS, the projected amount of excess revenue over expenditures is \$215,000 less than originally projected for Fiscal Year 2020 as a result of greater than anticipated expense and less than anticipated revenue recorded in the General Fund for Fiscal Year 2020; and

WHEREAS, it is therefore necessary to reduce the allocation of excess revenue over expenditures from the General Fund to the Property Tax Freeze Protection Fund by \$215,000; and

WHEREAS, it is necessary to further adjust the budget for Building Management to accommodate additional expenses that were identified and posted as a result of year-end review and reconciliations.

NOW, THEREFORE, BE IT RESOLVED by the Kane County Board that the following adjustments be made to the Fiscal Year 2020 budget to reflect the above mentioned changes:

Reduce Transfer in FY20 from General Fund to Property Tax Freeze Protection Fund by \$215,000

001.000.000.39900	General Fund: Cash on Hand	\$ (215,000)
001.800.808.99000	General Fund: Transfer to Other Funds	\$ (215,000)
114.800.000.39000	Prop Tax Freeze Protection Fund: Transfer from Other Funds	\$ (215,000)
114.800.816.89000	Prop Tax Freeze Protection Fund: Net Income	\$ (215,000)

Budget for Building Management to Accommodate Additional FY20 Expenses

001.080.081.52160	Building Management: Repairs and Maint- Equipment	\$ 12,070
001.080.086.52160	Building Management: Repairs and Maint- Equipment	\$ 12,070
001.080.081.63010	Building Management: Utilities- Electric	\$ 2,180
001.900.900.85000	Contingency	\$ (26,320)

Line Item	Line Item Description	Was Personnel/Item/Service approved in original budget or a subsequent budget revision?	Are funds currently available for this Personnel/Item/Service in the specific line item?	If funds are not currently available in the specified line item, where are the funds available?
Various (see above)	Various (see above)	No	No	Various (see above)

Passed by the Kane County Board on April 13, 2021.

\_\_\_\_\_  
John A. Cunningham  
Clerk, County Board  
Kane County, Illinois

\_\_\_\_\_  
Corinne M. Pierog MA, MBA  
Chairman, County Board  
Kane County, Illinois

Vote:

FY20 Year End Allocation BA



## RESOLUTION/ORDINANCE EXECUTIVE SUMMARY

### Resolution: No.

Authorizing Creation of Mass Vaccination Fund (Fund 354), Initial Funding, and Provision for Line of Credit

**Committee Flow:** Finance and Budget Committee, Executive Committee, County Board

**Contact:** Erica Waggoner, 630.232.5913

### Budget Information:

Was this item budgeted? No	Appropriation Amount: \$500,000
If not budgeted, explain funding source:	

### Summary:

This resolution authorizes creation of the Mass Vaccination Fund (Fund 354) into which various funding sources will be deposited and out of which expenditures incurred by various County departments and offices in support of the mass vaccination site will be paid. This resolution also provides preliminary funding from the Special Reserve (COVID-19 Savings) for which the County may be partially or fully reimbursed, depending on the amount of reimbursement from the American Rescue Plan funds and/or FEMA. Given the unusual nature of the Mass Vaccination Program such that the total cost of the program is unknown at this point, and such that funding will be provided on a reimbursement basis, it is also necessary to provide a line of credit during the period of time when expenses may exceed the available cash balance while waiting for reimbursement and receipt of funding.

STATE OF ILLINOIS

COUNTY OF KANE

RESOLUTION: NO.

**AUTHORIZING CREATION OF MASS VACCINATION FUND (FUND 354), INITIAL FUNDING, AND PROVISION FOR LINE OF CREDIT**

WHEREAS, there is an urgent need to provide mass COVID-19 vaccinations in Kane County; and

WHEREAS, the American Rescue Plan has allocated funding to counties to mitigate the fiscal effects stemming from the public health emergency with respect to the COVID-19 pandemic; and

WHEREAS, FEMA is providing expedited financial assistance to support the establishment of vaccination sites; and

WHEREAS, Kane County has reserved savings generated by payroll reimbursements from CARES Act funding in Fiscal Year 2020 of which an appropriate use would be to further mitigate the impact of the COVID-19 pandemic through the provision of mass vaccinations; and

WHEREAS, the most appropriate means of accounting for the expenditures and reimbursement for mass vaccination is through the use of a special revenue fund into which the various sources of funding may be deposited and to which all departments and offices may charge their mass vaccination program related expenses.

NOW, THEREFORE, BE IT RESOLVED by the Kane County Board that the Mass Vaccination Fund (Fund 354) is hereby authorized to be created in which to record the expenditures incurred and funding received related to the mass vaccination program; and

NOW, THEREFORE, BE IT FURTHER RESOLVED by the Kane County Board that \$500,000 shall be transferred from the Special Reserve Fund (in which savings generated by payroll reimbursements from CARES Act funding in Fiscal Year 2020 have been reserved) in order to provide initial funding for the mass vaccination program with the understanding that any funds remaining after all reimbursements and other sources of funding are received shall be returned to the Special Reserve Fund; and

NOW, THEREFORE, BE IT FURTHER RESOLVED by the Kane County Board that in the event expenditures authorized in accordance with emergency purchasing provision exceed the available cash in the Mass Vaccination Fund, that an inter-fund loan (line of credit) from the General Fund is hereby authorized in the amount of the cash shortfall and shall be repaid by the Mass Vaccination Fund as soon as reimbursement of the expense is received or otherwise funded; and

NOW, THEREFORE, BE IT FURTHER RESOLVED by the Kane County Board that the following adjustment to the Fiscal Year 2021 budget is hereby authorized:

354.000.000.39000 Mass Vaccination: Transfer from Special Reserve	+\$500,000
354.580.669.89000 Mass Vaccination: Net Income (available for future use)	+\$500,000
112.800.000.39900 Special Reserve (COVID-19 Savings): Cash on Hand	+\$500,000
112.800.806.99000 Special Reserve (COVID-19 Savings): Tfr to Mass Vaccination	+\$500,000

Line Item	Line Item Description	Was Personnel/Item/Service approved in original budget or a subsequent budget revision?	Are funds currently available for this Personnel/Item/Service in the specific line item?	If funds are not currently available in the specified line item, where are the funds available?
Various (see above)	Various (see above)	No	No	112,800,000.39900 Special Rsrv-Covid-19 Savings

Passed by the Kane County Board on April 13, 2021.

---

John A. Cunningham  
 Clerk, County Board  
 Kane County, Illinois

---

Corinne M. Pierog MA, MBA  
 Chairman, County Board  
 Kane County, Illinois

Vote:

Creating Fund 354 and Budget Adjustment



## RESOLUTION/ORDINANCE EXECUTIVE SUMMARY

### Resolution: No.

Adopting an FY2021 Budget for the Emergency Rental Assistance Program

**Committee Flow:** Finance and Budget Committee, Executive Committee, County Board

**Contact:** Scott Berger, 630.208.5351

### Budget Information:

Was this item budgeted? No	Appropriation Amount: \$15,816,070
If not budgeted, explain funding source: U.S. Department of the Treasury	

### Summary:

The attached resolution establishes an FY2021 budget for the Emergency Rental Assistance Program (Fund 411). The program, which will provide financial assistance to renter households adversely affected by the COVID-19 pandemic, is supported with an allocation of funds from the U.S. Department of the Treasury.

STATE OF ILLINOIS

COUNTY OF KANE

RESOLUTION: NO.

**ADOPTING AN FY2021 BUDGET FOR THE EMERGENCY RENTAL ASSISTANCE PROGRAM**

WHEREAS, Kane County applied for and received an allocation of Emergency Rental Assistance Program funds from the U.S. Department of the Treasury in order to provide financial assistance to renter households adversely affected by the COVID-19 pandemic; and

WHEREAS, said application was authorized by County Board Resolution #21-26, which also established Special Revenue Fund 411 in the County’s financial system for the Emergency Rental Assistance Program; and

WHEREAS, it is necessary to adopt a budget for Fund 411 in order to plan and track revenues and expenses associated with federal award during FY2021.

NOW, THEREFORE, BE IT RESOLVED that the Fiscal Year 2021 budget for Special Revenue Fund 411, Emergency Rental Assistance Program, is adopted as follows:

411.690.000.32905	Emergency Assistance Grant	\$15,781,545
411.690.000.38000	Investment Income	\$34,525
411.690.735.40000	Salaries & Wages	\$25,069
411.690.735.45000	Healthcare Contribution	\$3,689
411.690.735.45010	Dental Contribution	\$135
411.690.735.45100	FICA/SS Contribution	\$1,903
411.690.735.45200	IMRF Contribution	\$2,191
411.690.735.50590	Professional Services (IT)	\$9
411.690.735.52010	Janitorial Services	\$271
411.690.735.52140	Repairs & Maint. Copier	\$18
411.690.735.52180	Building Space Rental	\$2,470
411.690.735.53060	General Printing	\$100
411.690.735.55000	Miscellaneous Contractual Exp	\$15,779,312
411.690.735.60000	Office Supplies	\$33
411.690.735.60040	Postage	\$550
411.690.735.63000	Utilities Gas	\$26
411.690.735.63010	Utilities Electric	\$26
411.690.735.64000	Telephone	\$123
411.690.735.64010	Cellular Phone	\$79
411.690.735.64020	Internet	\$66

Line Item	Line Item Description	Was Personnel/Item/Service approved in original budget or a subsequent budget revision?	Are funds currently available for this Personnel/Item/Service in the specific line item?	If funds are not currently available in the specified line item, where are the funds available?
Various (See Above)	Various (See Above)	No	Yes	N/A

Passed by the Kane County Board on April 13, 2021.

---

John A. Cunningham  
Clerk, County Board  
Kane County, Illinois

---

Corinne M. Pierog MA, MBA  
Chairman, County Board  
Kane County, Illinois

Vote:

21-04 Fund 411 Budget



## RESOLUTION/ORDINANCE EXECUTIVE SUMMARY

### Resolution: No.

Authorizing FY21 Budget Adjustment to Move and Reallocate Budget for Sheriff's Office Capital Equipment

**Committee Flow:** Finance and Budget Committee, Executive Committee, County Board

**Contact:** Joseph Onzick, 630.208.5113

### Budget Information:

Was this item budgeted? No	Appropriation Amount:
If not budgeted, explain funding source: Budget is being moved from subdepartment 810 to 824	

### Summary:

The Public Safety Sales Tax Fund has been used to fund both the Sheriff's Office capital equipment and Information Technology related public safety equipment and services. In order to simplify the tracking of expenditures by department/office, we are adding a separate sub-department in order to track the expenditures separately for each department and office. As a result, we need to move the budget accordingly. In addition, the Sheriff has decided to reallocate a portion of the budget for communication equipment.

STATE OF ILLINOIS

COUNTY OF KANE

RESOLUTION: NO.

**AUTHORIZING FY21 BUDGET ADJUSTMENT TO MOVE AND REALLOCATE BUDGET FOR SHERIFF'S OFFICE CAPITAL EQUIPMENT**

WHEREAS, the Public Safety Sales Tax Fund has been used to fund both the Sheriff's Office capital equipment and the Information Technology Department public safety equipment and services within one subdepartment 810; and

WHEREAS, a new subdepartment 821 was created to allow separate tracking and reporting of expenditures for the Sheriff's Office apart from the Information Technology Department; and

WHEREAS, the budgeted amounts for the Sheriff's Office should be moved to the new subdepartment 821 from the previous subdepartment 810; and

WHEREAS, the Sheriff has decided to reallocate a portion of the budget for communication equipment.

NOW, THEREFORE, BE IT RESOLVED by the Kane County Board that the following adjustment to the Fiscal Year 2021 budget is authorized in order to move the Sheriff's Office budget in the Public Safety Sales Tax Fund from subdepartment 810 to subdepartment 821 in order to facilitate separate tracking of expenditures for the Sheriff's Office and Information Technology Department, and to reallocate a portion of the budget for communication equipment:

125.800.810.70070 Public Safety Sales Tax-IT: Automotive Equipment	- \$190,000
125.800.810.70070 Public Safety Sales Tax-IT: Automotive Equipment	- \$219,616
125.800.810.70070 Public Safety Sales Tax-IT: Automotive Equipment	- \$628,549
125.800.810.52220 Public Safety Sales Tax-IT: Equipment Rental	- \$148,220
125.800.810.89000 Public Safety Sales Tax-IT: Net Income	- \$465,863
125.800.821.70070 Public Safety Sales Tax-Sheriff: Automotive Equipment	+\$190,000
125.800.821.70070 Public Safety Sales Tax-Sheriff: Automotive Equipment	+\$219,616
125.800.821.70070 Public Safety Sales Tax-Sheriff: Automotive Equipment	+\$628,549
125.800.821.52220 Public Safety Sales Tax-Sheriff: Equipment Rental	+\$148,220
125.800.821.70060 Public Safety Sales Tax-Sheriff: Communication Equip	+\$200,000
125.800.821.89000 Public Safety Sales Tax-Sheriff: Net Income	+\$265,863

Line Item	Line Item Description	Was Personnel/Item/Service approved in original budget or a subsequent budget revision?	Are funds currently available for this Personnel/Item/Service in the specific line item?	If funds are not currently available in the specified line item, where are the funds available?
Various (see above)	Various (see above)	No	No	Budget is being moved from subdepartment #810 to subdepartment #821

Passed by the Kane County Board on April 13, 2021.

---

John A. Cunningham  
Clerk, County Board  
Kane County, Illinois

---

Corinne M. Pierog MA, MBA  
Chairman, County Board  
Kane County, Illinois

Vote:

Authorizing FY21 BA Sheriff's Capital



## RESOLUTION/ORDINANCE EXECUTIVE SUMMARY

### Resolution: No.

Approving the Transfer of FY21 Salary Budget From the Sheriff's Office to the State Attorney's Office to Fund the Position of Pre-Arrest Division Manager

**Committee Flow:** Judicial/Public Safety Committee, Finance and Budget Committee, Executive Committee, County Board

**Contact:** Christie Duffy, 630.208.2001

### Budget Information:

Was this item budgeted? No	Appropriation Amount: \$50,000
If not budgeted, explain funding source: Salary & Wages 001.380.400.40000	

### Summary:

This resolution approves the transfer of salary budget from the Sheriff's Office Court Security budget to the State Attorney's Office general fund budget for the purpose of appointing a person to the position of Pre-Arrest Division Manager within the State Attorney's Office.

STATE OF ILLINOIS

COUNTY OF KANE

RESOLUTION: NO.

**APPROVING THE TRANSFER OF FY21 SALARY BUDGET FROM THE SHERIFF’S OFFICE TO THE STATE ATTORNEY’S OFFICE TO FUND THE POSITION OF PRE-ARREST DIVISION MANAGER**

WHEREAS, the Sheriff’s Office and the State Attorney’s Office are in the process of joint budgetary review to identify duplication and spending overlaps; and

WHEREAS, the State’s Attorney is desirous of appointing the position of Pre-Arrest Division Manager for the most effective operation of her Office; and

WHEREAS, this appointment positively affects Kane County public safety, unilaterally, therefore justifying the budgetary sharing by the Sheriff.

NOW, THEREFORE, BE IT RESOLVED by the Kane County Board and the Chairman thereof, that the Sheriff of Kane County is authorized to transfer Fifty Thousand Dollars (\$50,000) from the Sheriff’s Court Security Salary and Wages budget to the State Attorney’s Salary and Wages Budget for the position Pre-Arrest Division Manager; and

NOW, THEREFORE, BE IT FURTHER RESOLVED that the following adjustment is authorized to the Fiscal Year 2021 budget:

001.380.400.40000 Gen Fund Sheriff: Salaries and Wages	-\$50,000
001.380.400.99000 Gen Fund Sheriff: Transfer to State’s Attorney’s Office	+\$50,000
001.300.300.40000 Gen Fund State’s Attorney: Salaries and Wages	+\$50,000
001.300.300.39000 Gen Fund State’s Attorney: Transfer from Sheriff’s Office	+\$50,000

Line Item	Line Item Description	Was Personnel/Item/Service approved in original budget or a subsequent budget revision?	Are funds currently available for this Personnel/Item/Service in the specific line item?	If funds are not currently available in the specified line item, where are the funds available?
001.300.300.40000	Salary and Wages	Yes	Yes	001.380.400.40000

Passed by the Kane County Board on April 13, 2021.

---

John A. Cunningham  
Clerk, County Board  
Kane County, Illinois

---

Corinne M. Pierog MA, MBA  
Chairman, County Board  
Kane County, Illinois

Vote:

21-04 Salary Trans SAO



## RESOLUTION/ORDINANCE EXECUTIVE SUMMARY

### Resolution: No.

Authorizing Creation and Filling of New Accountant/Budget Analyst Position and Related FY21 Budget Adjustment

**Committee Flow:** Finance and Budget Committee, Executive Committee, County Board

**Contact:** Joseph Onzick, 630.208.5113

### Budget Information:

Was this item budgeted? No	Appropriation Amount: \$75,000
If not budgeted, explain funding source:	

### Summary:

In accordance with County Board Resolution #17-202, the Kane County Finance Department is seeking County Board approval to create and fund a new Accountant / Budget Analyst position. This new position would increase the capacity of the Finance Department to perform its statutory function, thus relieving the burden on existing Finance Department staff of having to consistently work many hours of unpaid overtime each week to keep up with the growing volume and complexity of work. The annual cost of this new position would be \$121,994, including FICA, IMRF and insurance. However, since it would not be filled until midway into Fiscal Year 2021, the actual budget adjustment for Fiscal Year 2021 would only need to be \$75,000.

#### Funding Sources:

Greater than budgeted increase in property tax revenue due to new construction	\$35,000
Contingency	\$40,000
Total funding sources:	\$75,000

STATE OF ILLINOIS

COUNTY OF KANE

RESOLUTION: NO.

**AUTHORIZING CREATION AND FILLING OF NEW ACCOUNTANT/BUDGET ANALYST  
POSITION AND RELATED FY21 BUDGET ADJUSTMENT**

WHEREAS, the Finance department serves a critical function in the administration of County government; and

WHEREAS, the Finance department is understaffed in relation to its workload resulting in the necessity of Finance employees working many hours of unpaid overtime each week in order to keep up with the growing volume of work related to increasing statutory, regulatory, auditing, budgeting, forecasting, financing, investment and grant administrative requirements, examples of which include:

- 1) preparation of monthly investment schedules including calculation of interest earned, amortization of discounts and premiums, market value adjustments and reconciliation to general ledger and investment statements in order to facilitate Treasurer's purchase of investments from secondary market;
- 2) collection, organization and logging of monthly off-balance-sheet bank account statements & reconciliations as required by auditors;
- 3) analysis and recording of off-balance-sheet bank account transactions in general ledger as required by auditors;
- 4) monthly bank reconciliation and revenue batch processing for Paymentus credit card receipts as result of new credit card payment processing service to accommodate on-line payments;
- 5) additional grant registration, review and reporting requirements by GATA (new state statute);
- 6) additional Countywide grant administration such as CARES Act and American Recovery Act;
- 7) in depth oversight, backup and support provided for Workforce Development Fiscal Office to insure integrity of financial data and reporting;
- 8) oversight, backup and support provided for Payroll Department;
- 9) additional work required in preparing Finance Committee Agenda to improve agenda quality;
- 10) collection and tracking of County Board IMRF timesheets per new state statute;
- 11) calculation and analysis of health insurance rates for budgeting and payroll purposes;
- 12) specialized budgeting and analysis for Health Insurance Fund since self-insured;
- 13) preparation and maintenance of 5 Year Revenue Forecast to improve accuracy of budgeting and financial planning;
- 14) preparation of cash flow forecasts for budgeting and long term investment purposes;
- 15) more detailed record keeping for bond issues as required by IRS audit and new disclosure requirements;
- 16) increased vendor analysis and communication to prevent fraud as recommended by IRS;
- 17) in-house preparation of year-end reconciliations, journal entries, audit schedules, financial statements for CAFR, and "Management Discussion and Analysis" for CAFR to reduce audit costs;

- 18) more in-depth and complex analysis of fund balances, funding options and budget balancing strategies, as well as preparation for and attendance at additional budget related meetings (COW/Special Finance & Budget Committee meetings) since balancing the budget has become more challenging;
- 19) fulfillment of GFOA budget presentation and CAFR requirements to improve quality of budget information and financial reporting;
- 20) quarterly valuations of personal use of vehicles for payroll taxation purposes to comply with IRS regulations;
- 21) preparation for new fiduciary accounting standards (GASB 84);
- 22) preparation for new lease accounting standards (GASB 87); and
- 23) development and administration of financing solutions such as the Toll Bridge Revenue bonds and Multi-Use Facility bonds.

WHEREAS, Kane County has adopted by Resolution 17-202 that no personnel shall be hired unless specifically approved by the County Board; and

WHEREAS, it is in the best interest of Kane County to reduce the burden of unpaid overtime on its finance department to provide its critical statutory function by authorizing the addition of an accountant/budget analyst position.

NOW, THEREFORE, BE IT RESOLVED by the Kane County Board that it hereby authorizes the creation and filling of a new Accountant / Budget Analyst position; and

NOW, THEREFORE, BE IT FURTHER RESOLVED, by the Kane County Board that the following Fiscal Year 2021 budget adjustment is authorized:

		Annual	Budget Adjustment - Remainder of FY21
001.040.040.40000	Finance: Salary & Wages	\$ 80,000	\$ 52,024
001.040.040.45000	Finance: Health Contribution	\$ 28,167	\$ 14,084
001.040.040.45010	Finance: Dental Contribution	\$ 667	\$ 334
001.800.808.99000	Other Countywide: Transfer to Other Funds	\$ 13,160	\$ 8,558
001.000.000.30000	General Fund: Property Tax (New Construction)	\$ 35,000	\$ 35,000
001.900.900.85000	Contingency: Allowance for Budget Expense	\$ (86,994)	\$ (40,000)
110.800.000.39000	IMRF: Transfer from Other funds	\$ 7,040	\$ 4,578
110.800.802.45200	IMRF: IMRF Contribution	\$ 7,040	\$ 4,578
111.800.000.39000	FICA: Transfer from Other Funds	\$ 6,120	\$ 3,980
111.800.803.45100	FICA: FICA/SS Contribution	\$ 6,120	\$ 3,980

Line Item	Line Item Description	Was Personnel/Item/Service approved in original budget or a subsequent budget revision?	Are funds currently available for this Personnel/Item/Service in the specific line item?	If funds are not currently available in the specified line item, where are the funds available?
Various (see above)	Various (see above)	No	No	Additional Property Tax Revenue due to New Construction greater than budgeted and Contingency

Passed by the Kane County Board on April 13, 2021.

---

John A. Cunningham  
Clerk, County Board  
Kane County, Illinois

---

Corinne M. Pierog MA, MBA  
Chairman, County Board  
Kane County, Illinois

Vote:

Finance New Position

## KANE COUNTY JOB DESCRIPTION

**Job Title:** Accountant / Budget Analyst  
**Grade:** N/A  
**Salary:** To be Determined based on Qualifications  
**FLSA Status:** Exempt  
**Bargaining Unit:** N/A

### **GENERAL SUMMARY:**

The Accountant / Budget Analyst works under the supervision of the Assistant Director of Finance in coordination with the Executive Director of Finance. The Accountant / Budget Analyst will apply principles of accounting in the analysis of accounting and budget data in order to provide analytical reports, prepare forecasts, reconcile accounts, verify accuracy of general ledger data and prepare journal entries and budget adjustments as needed.

### **ESSENTIAL FUNCTIONS, DUTIES AND RESPONSIBILITIES:**

- Assists with monthly budget vs. actual variance analysis, including the explanations to be included in monthly committee reports and in the Management Discussion and Analysis of CAFR.
- Conducts trend analysis and economic research to be used in preparing budgets and forecasts.
- Assists in development and preparation of periodic cash flow projections.
- Assists in preparation of current year and 5-year financial forecast.
- Assists in the preparation of the fiscal year budget.
- Assists in the reconciliation of general ledger accounts to ensure the accuracy of their balances.
- Assists with analysis related to collective bargaining agreements.
- Assists with analysis related to health insurance rate determination.
- Prepares thoroughly documented journal entries and budget adjustments to general ledger accounts as needed.
- Researches and analyzes general ledger account activity in order to provide an explanation for the balance upon request.
- Assist with maintenance of fixed asset accounting records.
- Prepares fund balance reports, statements of revenue and expenditure reports, and other reports that present current and projected financial position as needed.
- Develops and maintains custom financial reports within County's integrated financial system.
- Assists in monitoring and reporting on the status of state and federal grants and assists departments with grant reconciliation as requested or required.

- Assists in annual audit by preparing requested schedules and reports, as well as by providing explanations of supporting materials.
- Assists with implementation of new GASB accounting and financial reporting requirements.
- Assists with implementation of the County's integrated financial system.
- Assists with developing training materials and providing training in the County's integrated financial system.
- Assists in the preparation and presentation of monthly committee reports.
- Assists in the review and processing of department FOIA requests.
- Assists with compliance reporting.
- Performs other duties as assigned.

**KNOWLEDGE, SKILLS AND ABILITIES REQUIRED:**

The ideal candidate possesses thorough knowledge of:

- Use of Excel Pivot Tables in financial report writing.
- Use of PowerPoint to present financial data.
- Principles and practices of financial administration, including financial reporting and budgeting.
- GAAP (Generally Accepted Accounting Principles) and GASB (Government Accounting Standards Bureau) standards.
- Grant reporting systems and the preparation of financial statements and compliance filings.
- Integrated financial system software packages.
- General and accounting related computer applications (Excel, Word, Access, and Power Point).

The ideal candidate demonstrates the ability to:

- Generate complex financial reports, including use of Excel Pivot Table.
- Prepare PowerPoint financial presentations.
- Generate accurate, concise variance analysis explanations.
- Generate cash flow and revenue projections.
- Interpret and apply complex regulations to fiscal systems.
- Evaluate complex fiscal problems and develop sound courses of action.
- Prepare, examine and verify financial documents and reports.
- Coordinate and participate in the preparation and management of the County's budget.
- Communicate effectively both orally and in writing.
- Establish and maintain effective working relationships with staff at all levels in the organization.

The ideal candidate would possess the following professional qualifications:

- Education: Requires a Bachelor's degree or higher in accounting, finance, mathematics, business or related field. An MBA is preferred but not required.

- Experience: A minimum of 5 years' experience in accounting and financial analysis is required, preferably in government.
- Certifications: A CMA or CPA Certificate is desirable but not required.

**Reporting Relationships:**

Reports to: Assistant Director of Finance in coordination with the Executive Director of Finance

Directs Work of: None

Bloodborne Pathogen Risk Code: None

The above is intended to describe the general content of and requirements for the performance of this job. It is not to be construed as an exhaustive statement of duties, responsibilities or requirements. The principal duties and responsibilities enumerated are all essential job functions except for those that begin with the word "may."

Approval:

*Joseph M. Onzick*

Executive Director: Joseph M. Onzick

Date: March 24, 2021



## RESOLUTION/ORDINANCE EXECUTIVE SUMMARY

### Resolution: No.

Amending the 2021 Fiscal Year Budget Rollover of Fiber Funds

**Committee Flow:** Administration Committee, Finance and Budget Committee, Executive Committee, County Board

**Contact:** Charles Lasky, 630.444.3080

### Budget Information:

Was this item budgeted? No	Appropriation Amount: \$359,465
If not budgeted, explain funding source: 2020 fiscal year Rollover	

### Summary:

Implementation of projects have been delayed. Funds (\$359,465) should be rolled over from fiscal year 2020 to fiscal year 2021.

STATE OF ILLINOIS

COUNTY OF KANE

RESOLUTION: NO.

**AMENDING THE 2021 FISCAL YEAR BUDGET ROLLOVER OF FIBER FUNDS**

WHEREAS, the Kane County Information Technologies Department (ITD) is responsible for network infrastructure; and

WHEREAS, the County has appropriated funding for the construction of a County Fiber Optic Network System and the replacement of aging network equipment in fiscal year 2020; and

WHEREAS, construction and purchasing delays require the project completion be extended into fiscal year 2021.

NOW, THEREFORE, BE IT RESOLVED by the Kane County Board that the following FY2021 budget adjustment be made to reflect the rollover of funds from FY2020 to FY2021.

125.800.810.70060 Capital, Communication	\$359,465
125.800.000.39900 Cash on Hand	\$359,465

Line Item	Line Item Description	Was Personnel/Item/Service approved in original budget or a subsequent budget revision?	Are funds currently available for this Personnel/Item/Service in the specific line item?	If funds are not currently available in the specified line item, where are the funds available?
125.800.810.70060	Capital, Communication	Yes	Yes	125.800.000.39900

Passed by the Kane County Board on April 13, 2021.

---

John A. Cunningham  
 Clerk, County Board  
 Kane County, Illinois

---

Corinne M. Pierog MA, MBA  
 Chairman, County Board  
 Kane County, Illinois

Vote:

21-04 Budget Roll Fiber



## RESOLUTION/ORDINANCE EXECUTIVE SUMMARY

### Resolution: No.

Amending the 2021 Fiscal Year Budget Rollover of Computer Capital Project Funds

**Committee Flow:** Administration Committee, Finance and Budget Committee, Executive Committee, County Board

**Contact:** Charles Lasky, 630.444.3080

### Budget Information:

Was this item budgeted?	Appropriation Amount:
If not budgeted, explain funding source:	

### Summary:

Implementation of projects have been delayed. Funds (\$565,397) should be rolled over from fiscal year 2020 to fiscal year 2021

STATE OF ILLINOIS

COUNTY OF KANE

RESOLUTION: NO.

**AMENDING THE 2021 FISCAL YEAR BUDGET ROLLOVER OF COMPUTER CAPITAL PROJECT FUNDS**

WHEREAS, several delays have caused these projects to be continued into fiscal year 2021.

NOW, THEREFORE, BE IT RESOLVED by the Kane County Board that the following FY2021 budget adjustment be made to reflect the rollover of funds from FY2020 to FY2021.

500.800.805.70000 Computer	\$565,397
500.800.000.39900 Cash on Hand	\$565,397

Line Item	Line Item Description	Was Personnel/Item/Service approved in original budget or a subsequent budget revision?	Are funds currently available for this Personnel/Item/Service in the specific line item?	If funds are not currently available in the specified line item, where are the funds available?
500.800.805.70000	Computers	No	No	500.800.000.39900

Passed by the Kane County Board on April 13, 2021.

---

John A. Cunningham  
 Clerk, County Board  
 Kane County, Illinois

---

Corinne M. Pierog MA, MBA  
 Chairman, County Board  
 Kane County, Illinois

Vote:

21-04 ITD Roll Computer Capital



## RESOLUTION/ORDINANCE EXECUTIVE SUMMARY

### Resolution: No.

Amending the 2021 Fiscal Year Budget Rollover of Software Capital Project Funds

**Committee Flow:** Administration Committee, Finance and Budget Committee, Executive Committee, County Board

**Contact:** Charles Lasky, 630.444.3080

### Budget Information:

Was this item budgeted?	Appropriation Amount:
If not budgeted, explain funding source:	

### Summary:

Implementation of projects have been delayed. Funds (\$77,892) should be rolled over from fiscal year 2020 to fiscal year 2021

STATE OF ILLINOIS

COUNTY OF KANE

RESOLUTION: NO.

**AMENDING THE 2021 FISCAL YEAR BUDGET ROLLOVER OF SOFTWARE CAPITAL PROJECT FUNDS**

WHEREAS, several delays have caused these projects to be continued into fiscal year 2021.

NOW, THEREFORE, BE IT RESOLVED by the Kane County Board that the following FY2021 budget adjustment be made to reflect the rollover of funds from FY2020 to FY2021.

500.800.805.70020 Computer Software	\$77,892
500.800.000.39900 Cash on Hand	\$77,892

Line Item	Line Item Description	Was Personnel/Item/Service approved in original budget or a subsequent budget revision?	Are funds currently available for this Personnel/Item/Service in the specific line item?	If funds are not currently available in the specified line item, where are the funds available?
500.800.805.70020	Computer Software	No	No	500.800.000.39900

Passed by the Kane County Board on April 13, 2021.

---

John A. Cunningham  
 Clerk, County Board  
 Kane County, Illinois

---

Corinne M. Pierog MA, MBA  
 Chairman, County Board  
 Kane County, Illinois

Vote:

21-04 ITD Rollover Software



## RESOLUTION/ORDINANCE EXECUTIVE SUMMARY

### Resolution: No.

Authorizing Establishment of State's Attorney's Office Mental Health Unit Positions

**Committee Flow:** Judicial/Public Safety Committee, Finance and Budget Committee, Executive Committee, County Board

**Contact:** Erin Brady, 630.208.5331

### Budget Information:

Was this item budgeted? No	Appropriation Amount:
If not budgeted, explain funding source: See Chart Below	

### Summary:

Employ two additional Assistant States Attorneys and one additional Support Staff for the Mental Health Unit.

STATE OF ILLINOIS

COUNTY OF KANE

RESOLUTION: NO.

**AUTHORIZING ESTABLISHMENT OF STATE'S ATTORNEY'S OFFICE MENTAL HEALTH UNIT POSITIONS**

WHEREAS, the Kane County State's Attorney's Office is charged with the statutory duty to represent the People of the State of Illinois in in court proceedings under the Mental Health and Developmental Disabilities Code, 405 ILCS 5/1-100, et seq., and shall ensure that petitions, reports and orders are properly prepared regarding involuntary admission to a hospital in Kane County and involuntary medication petitions; and

WHEREAS, ensuring that individuals with mental health issues get proper treatment and medication is essential to their safety and to the safety of the community; and

WHEREAS, individuals with mental health issues who commit crimes need to be treated in a way that decriminalizes their actions while promoting treatment; and

WHEREAS, the work with the doctors and nurses in the hospitals regarding these petitions and hearings requires extensive knowledge of mental health issues, the legal requirements under the Mental Health and Disabilities Code, and the ability to interview law enforcement and family members in preparation for a court hearing; and

WHEREAS, in 2020, mental health facilities filed 187 mental health petitions of which 174 were for involuntary admission, 11 were for medication petitions and 2 were for the production of records showing the need for dedicated personnel to a mental health unit; and

WHEREAS, the COVID-19 pandemic has presented significant challenges for medical providers in connection with the care and treatment of individuals who have been involuntarily committed to hospitals to receive mental health care and treatment, and the pandemic has additionally presented significant challenges in connection with the preparation and presentation of witnesses and documents at hearings concerning involuntary commitment and medication petitions, which challenges demand the dedication of full-time Assistant State's Attorneys and support staff assigned solely to handle the large volume of petitions filed under the Mental Health and Developmental Disabilities Code; and

WHEREAS, the State's Attorney's Office in Kane County currently does not have attorneys specifically assigned to litigate these matters. Rather, two attorneys who are assigned to the Civil Division have been asked to handle these cases until further notice; and

WHEREAS, it is in the best interest of the subjects of these petitions and of the public, to establish and maintain a mental health unit for the litigation of such cases; and

WHEREAS, the Kane County State's Attorney has determined it is necessary to employ two additional attorneys, and one additional support staff to adequately staff the Kane County State's Attorney's Office's Mental Health Unit needs; and

WHEREAS, pursuant to Res. No. 21-\_\_\_\_, the County Board allocated \$19,922,953 in projected excess revenues over expenditures for FY2020 to various County funds, including the allocation of \$14,798,425 in COVID payroll reimbursement received from the CARES Act coronavirus relief funds to the COVID Special Reserve Fund.

NOW, THEREFORE, BE IT RESOLVED by the Kane County Board that the State’s Attorney is authorized to establish two new assistant state’s attorney’s positions and one new support staff position to staff a Mental Health Unit.

NOW THEREFORE, BE IT FURTHER RESOLVED by the Kane County Board that the positions are to be funded by the following Fiscal Year 2021 budget adjustments:

112.800.000.39000	Special Reserve (COVID): Cash on Hand	+\$330,131.00
112.800.806.99000	Special Reserve (COVID): Transfer to Ins Liab	+\$330,131.00
010.300.000.39000	Transfer from Special Reserve (COVID)	+\$330,131.00
010.300.300.40000	Salaries and Wages	+\$200,000.00
010.300.300.45000	Healthcare Contribution	+\$85,350.00
010.300.300.45010	Dental Contribution	+\$2,001.00
010.300.300.45100	FICA/SS Contribution	+\$15,300.00
010.300.300.45200	IMRF Contribution	+\$17,600.00
010.300.300.53010	Worker’s Compensation	+\$5,960.00
010.300.300.53020	Unemployment	+\$120.00
010.300.300.53000	Insurance Liability	+\$3,800.00

Line Item	Line Item Description	Was Personnel/Item/Service approved in original budget or a subsequent budget revision?	Are funds currently available for this Personnel/Item/Service in the specific line item?	If funds are not currently available in the specified line item, where are the funds available?
Various	Various	No	See Chart Above	See Chart Above

Passed by the Kane County Board on April 13, 2021.

---

John A. Cunningham  
 Clerk, County Board  
 Kane County, Illinois

---

Corinne M. Pierog MA, MBA  
 Chairman, County Board  
 Kane County, Illinois

Vote:

21-04 MH Unit



## RESOLUTION/ORDINANCE EXECUTIVE SUMMARY

### Resolution: No.

Authorizing Establishment of State's Attorney's Office Abuse and Neglect and Domestic Violence Unit Positions

**Committee Flow:** Judicial/Public Safety Committee, Finance and Budget Committee, Executive Committee, County Board

**Contact:** Erin Brady, 630.208.5331

### Budget Information:

Was this item budgeted? No	Appropriation Amount:
If not budgeted, explain funding source: See Chart Below	

### Summary:

Additional Assistant States Attorneys and Support Staff for Abuse and Neglect and Domestic Violence Units. This is due to the raise in case load from the COVID-19 pandemic.

3 ASAs, 1 Victim Advocate, and 2 Support Staff.

STATE OF ILLINOIS

COUNTY OF KANE

RESOLUTION: NO.

**AUTHORIZING ESTABLISHMENT OF STATE'S ATTORNEY'S OFFICE ABUSE AND  
NEGLECT AND DOMESTIC VIOLENCE UNIT POSITIONS**

WHEREAS, the Kane County State's Attorney's Office is charged with the statutory duty to represent the People of the State of Illinois in civil hearings involving abused, neglected and dependent minors to best preserve the health, safety, and welfare of the minors and of the public, including temporary custody, protective supervision, orders of protection, and adjudication and final disposition of parental rights; and

WHEREAS, child abuse and neglect cases require careful and extensive work and preparation in connection with screening of cases with the Illinois Department of Children and Family Services and the multi-phased hearing process, and cases remain within the court system for multiple years until minors reach majority age; and

WHEREAS, the Kane County State's Attorney's Office is additionally charged with the statutory duty to represent the People of the State of Illinois in the criminal prosecution of domestic violence crimes and in assisting victims of domestic's violence with orders of protection and the provision of additional services; and

WHEREAS, as with child abuse and neglect cases, domestic violence cases require careful and persistent work with the victims of these crimes to ensure their safety; and

WHEREAS, instances of child abuse and neglect and domestic violence have continued to rise over the last several years, and the intervention of law enforcement and prosecutions are necessary to stop the cycle of abuse and neglect and domestic violence; and

WHEREAS, the perils of child abuse and neglect and domestic violence have been exacerbated by the COVID-19 pandemic, as victims who live with their offenders are isolated as pandemic precautions are instituted and schools are closed or operating on limited schedules to accommodate social distancing requirements; and

WHEREAS, the filing of child abuse and neglect cases by the State's Attorney's Office in Kane County increased by 85% in 2020; and

WHEREAS, the filing of criminal domestic violence cases by the State's Attorney's Office in Kane County increased by 6% overall in 2020, with an 18% increase in felony cases and a 3% increase in misdemeanor cases; and

WHEREAS, it is in the best interest of the victims of child abuse and neglect and domestic violence, and of the public, to establish and maintain adequate staffing levels for the prosecution of such cases; and

WHEREAS, the Kane County State’s Attorney has determined it is necessary to employ three additional attorneys, one additional victim’s services advocate and two additional support staff to adequately staff the Kane County State’s Attorney’s Office’s Abuse and Neglect and Domestic Violence Units in response to the increased caseloads related to the COVID-19 pandemic through at least FY2022; and

WHEREAS, pursuant to Res. No. 21-\_\_\_, the County Board allocated \$19,922,953 in projected excess revenues over expenditures for FY2020 to various County funds, including the allocation of \$14,798,425 in COVID payroll reimbursement received from the CARES Act coronavirus relief funds to the COVID Special Reserve Fund to pay for future COVID-related expenses.

NOW, THEREFORE, BE IT RESOLVED by the Kane County Board that the State’s Attorney is authorized to establish three new assistant state’s attorney’s positions, one new victim’s advocate position, and two new support staff positions to adequately staff the Abuse and Neglect and Domestic Violence units of the office.

NOW THEREFORE, BE IT FURTHER RESOLVED by the Kane County Board that the positions are to be funded by the following Fiscal Year 2021 budget adjustments:

Abuse and Neglect

112.800.000.39900	Special Reserve (COVID): Cash on Hand	+\$295,842
112.800.806.99000	Special Reserve (COVID): Transfer to Ins Liab	+\$295,842
010.300.000.39000	Transfer from Special Reserve (COVID)	+\$295,842
010.300.300.40000	Salaries and Wages	+\$171,753
010.300.300.45000	Healthcare Contribution	+\$ 85,350
010.300.300.45010	Dental Contribution	+\$ 2,001
010.300.300.45100	FICA/SS Contribution	+\$ 13,139
010.300.300.45200	IMRF Contribution	+\$ 15,114
010.300.300.53010	Worker’s Compensation	+\$ 5,118
010.300.300.53020	Unemployment	+\$ 103
010.300.300.53000	Insurance Liability	+\$ 3,264

Domestic Violence

112.800.000.39900	Special Reserve (COVID): Cash on Hand	+\$305,853
112.800.806.99000	Special Reserve (COVID): Transfer to Ins Liab	+\$305,853
010.300.000.39000	Transfer from Special Reserve (COVID)	+\$305,853
010.300.223.40000	Salaries and Wages	+\$180,000
010.300.223.45000	Healthcare Contribution	+\$ 85,350
010.300.223.45010	Dental Contribution	+\$ 2,001
010.300.223.45100	FICA/SS Contribution	+\$ 13,770
010.300.223.45200	IMRF Contribution	+\$ 15,840
010.300.223.53010	Worker’s Compensation	+\$ 5,364

010.300.223.53020  
010.300.223.53000

Unemployment  
Insurance Liability

+\$ 108  
+\$ 3,420

Line Item	Line Item Description	Was Personnel/Item/Service approved in original budget or a subsequent budget revision?	Are funds currently available for this Personnel/Item/Service in the specific line item?	If funds are not currently available in the specified line item, where are the funds available?
Various	Various	See Chart	No	See Chart

Passed by the Kane County Board on April 13, 2021.

---

John A. Cunningham  
Clerk, County Board  
Kane County, Illinois

---

Corinne M. Pierog MA, MBA  
Chairman, County Board  
Kane County, Illinois

Vote:

21-04 DV AN



## RESOLUTION/ORDINANCE EXECUTIVE SUMMARY

### Resolution: No.

Authorizing Fiscal Year 2021 Budget Adjustments For The State's Attorney's Office's Child Advocacy Center and Domestic Violence Unit

**Committee Flow:** Judicial/Public Safety Committee, Finance and Budget Committee, Executive Committee, County Board

**Contact:** Erin Brady, 630.208.5331

### Budget Information:

Was this item budgeted? No	Appropriation Amount:
If not budgeted, explain funding source: See Chart Below	

### Summary:

Kane County State's Attorney's Office seeks budget adjustments to the Child Advocacy Center and the Domestic Violence Unit due to shortfall for Fiscal 2021. Adjustments being paid from County Property Tax Freeze Protection Fund.

STATE OF ILLINOIS

COUNTY OF KANE

RESOLUTION: NO.

**AUTHORIZING FISCAL YEAR 2021 BUDGET ADJUSTMENTS FOR THE STATE'S ATTORNEY'S OFFICE'S CHILD ADVOCACY CENTER AND DOMESTIC VIOLENCE UNIT**

WHEREAS, there exists a budget shortfall in the Fiscal Year 2021 Kane County State's Attorney's Office for the Child Advocacy Center in the amount of One Hundred Fifty-Two Thousand Three, Hundred Ninety-Two Dollars (\$152,392), and for the Domestic Violence Unit in the amount of Sixty-One Thousand, Nine Dollars (\$61,009); and

WHEREAS, these shortfalls in both funds are due to increased staffing needs and costs, and due to reduced cash-on-hand within the State's Attorney's Office; and

WHEREAS, in Fiscal Year 2020, the State's Attorney's Office returned Four Hundred Eighty-Two Thousand Four Hundred Fifty-Five Dollars (\$482,455) to the County General Fund as a result of cost management and savings in expenses, outside legal services, and staff turnover; and

WHEREAS, the Kane County State's Attorney's Office seeks a Fiscal Year 2021 budget adjustment within the Child Advocacy Center budget in the amount of One Hundred Fifty-Two Thousand Three Hundred Ninety-Two Dollars (\$152,392), and in the Domestic Violence Unit in the amount of Sixty-One Thousand, Nine Dollars (\$61,009), with such adjustment being paid from the County Property Tax Freeze Protection Fund.

NOW, THEREFORE, BE IT RESOLVED by the Kane County Board that the following adjustments be made to the Fiscal Year 2021 budget:

Domestic Violence		
114.800.000.39900	Property Tax Freeze Protection Fund: Cash on Hand	+\$61,009
114.800.816.99000	Property Tax Freeze Protection Fund: Transfer to DV	+\$61,009
223.300.000.39000	Transfer From Property Tax Freeze Protection Fund	+\$61,009
223.300.324.99200	Unallocated Reduction to Budget Request - Services	+\$61,009

CAC		
114.800.000.39900	Property Tax Freeze Protection Fund: Cash on Hand	+\$152,392
114.800.816.99000	Property Tax Freeze Protection Fund: Transfer to CAC	+\$152,392
230.300.000.39000	Transfer from Property Tax Freeze Protection Fund	+\$152,392
230.300.000.39900	Cash on Hand	-\$5,419
230.300.301.99200	Unallocated Reduction to Budget Request - Services	+\$146, 973

Line Item	Line Item Description	Was Personnel/Item/Service approved in original budget or a subsequent budget revision?	Are funds currently available for this Personnel/Item/Service in the specific line item?	If funds are not currently available in the specified line item, where are the funds available?
Various	Various	No	See Chart Above	See Chart Above

Passed by the Kane County Board on April 13, 2021.

---

John A. Cunningham  
Clerk, County Board  
Kane County, Illinois

---

Corinne M. Pierog MA, MBA  
Chairman, County Board  
Kane County, Illinois

Vote:

21-04 CAC DV Units



## RESOLUTION/ORDINANCE EXECUTIVE SUMMARY

### **Resolution: No.**

Authorizing an Emergency Purchase Affidavit for Judicial Center Boiler Replacement Units Order

**Committee Flow:** Administration Committee, Finance and Budget Committee, Executive Committee, County Board

**Contact:** Chris Allen, 6307622174

### **Budget Information:**

Was this item budgeted? No	Appropriation Amount: \$140,000.00
If not budgeted, explain funding source: Capital Improvements - Contingency Fund	

### **Summary:**

The Kane County Judicial Center has six boilers which are the heating source for the facility and it has been determined that three of the units are no longer functioning properly. Their failure is imminent which dictates that Building Management be pro-active in their preparedness to replace them on an immediate basis.

Therefore, this agreement was assigned emergency priority status.

STATE OF ILLINOIS

COUNTY OF KANE

RESOLUTION: NO.

**AUTHORIZING AN EMERGENCY PURCHASE AFFIDAVIT FOR JUDICIAL CENTER BOILER REPLACEMENT UNITS ORDER**

WHEREAS, the Judicial Center, located at 37W377 Rt 38, St Charles, IL 60175, has mechanical units, Boilers 1-6, which are the heating source for the facility and it has been determined that three of the boilers, Boilers 4, 5 & 6, are no longer functioning properly. Their failure is imminent, warranting replacement at a moment's notice; and

WHEREAS, the Judicial Center authorities are charged with the statutory obligation to provide a safe and secure atmosphere for the general public, detainees, Kane County officer staff, all County personnel and any/all persons who conduct business at the Judicial Center which is a high-traffic volume facility; and

WHEREAS, Cordogan Clark is responsible for the evaluation and selection process of the units, have the best current, extensive knowledge of the inner mechanical workings of the Judicial Center and is currently monitoring other projects at the Judicial Center that Helm Service is working on. The February 18, 2021 estimate for the new modulating boiler units and ancillary equipment was obtained from Helm Service for \$123,568.00; and

WHEREAS, Building Management is seeking approval for materials cost reimbursement to Helm Service, 2601 Beverly Drive, Suite 111, Aurora, IL 60502; and

WHEREAS, the entire amount being budgeted is for a "not to exceed" cost of \$140,000.00 which includes Cordogan's recommended contingency amount of \$16,432.00. Appropriate funds for this emergency order have been budgeted and are available in the FY2021 Capital Budget Contingency funds; and

WHEREAS, it is in the best interest of Kane County to approve the emergency boiler and ancillary materials contract in order to minimize the disruption of necessary heating for staff providing services and visitors conducting business at the Kane County Judicial Center.

NOW, THEREFORE, BE IT RESOLVED by the Kane County Board that the Chairman is hereby authorized to approve the purchase of emergency boiler replacement units/materials in order to provide, with minimal disruption, the heating necessary for the Judicial Center. As per

Cordogan Clark’s recommendation letter the total “not to exceed” payment of One Hundred, Forty Thousand Dollars (\$140,000.00) is a combination of Helm Service’s materials quote of One Hundred, Twenty-Three, Five Hundred Sixty-Eight Dollars (\$123,568.00) and a recommended contingency of Sixteen Thousand, Four Hundred Thirty-Two Dollars (\$16,432.00).

Line Item	Line Item Description	Was Personnel/Item/Service approved in original budget or a subsequent budget revision?	Are funds currently available for this Personnel/Item/Service in the specific line item?	If funds are not currently available in the specified line item, where are the funds available?
500.800.805.72010	Capital Improvements - Contingency Fund	No	Yes	N/A

Passed by the Kane County Board on April 13, 2021.

---

John A. Cunningham  
 Clerk, County Board  
 Kane County, Illinois

---

Corinne M. Pierog MA, MBA  
 Chairman, County Board  
 Kane County, Illinois

Vote:

21-04 EPA - JC Boilers

# COUNTY OF KANE



## EMERGENCY PURCHASE AFFIDAVIT

*Kane County Code Chapter 2, Article VI, Division 3, Section 2-217 (A) states that “an emergency purchase equaling or exceeding \$30,000 may be authorized ... in certain situations ... where immediate repairs are required to County property to protect or prevent against further loss or damage, where immediate action is required to prevent or minimize disruption to County Services ...” and “An emergency purchase shall be limited to those materials, supplies, equipment, services, construction and construction related services necessary to satisfy the emergency and these purchases shall be made with such competitive evaluation as is practicable under the circumstances .”*

*Kane County Code Chapter 2, Article VI, Division 3, Section 2-217 (B) further states that “A department seeking an emergency purchase shall prepare an emergency affidavit documenting both the existence of an emergency condition and the nature of the emergency. The department head shall sign the affidavit and submit to the county board chairman the emergency affidavit requesting authorization to make the emergency purchase.”*

Whereas, Boilers 1-6 located at the Kane County Judicial Center are the heating source for the facility and it has been determined that three boilers, Boilers 4, 5 & 6, are no longer functioning properly. Their failure is imminent, warranting replacement at a moment’s notice; and

Whereas, it is necessary for Building Management to purchase two new replacement units and have them on premise and available for immediate installation. The combined factors of the COVID pandemic leading to longer shipping periods/delays and extreme weather conditions still being possibilities for the remainder of the winter season are the driving factors for guaranteeing that the equipment is on premise to ensure minimal interruption for provision of critical heating; and

Whereas, Cordogan Clark is responsible for the evaluation and selection process of the units, have the best current, extensive knowledge of the inner mechanical workings of the Judicial Center and is currently monitoring other projects at the Judicial Center that Helm

Service is working on. The estimate for the new modulating boiler units and ancillary equipment were obtained from Helm Service; and

Whereas, Helm Service February 18, 2021 quote is strictly for materials for the following:

- Two new Aerco 2MM Modulating Boilers with new HW Boiler Circ Pumps & ands New Stack per route at a cost of \$123,568.00.
- Shipment to the Judicial Center loading dock; and

Whereas, the entire amount being budgeted is for a "not to exceed" cost of \$140,000.00 which includes a recommended contingency amount of \$16,432.00. Appropriate funds for this emergency project have been budgeted and are available in the FY2021 Capital Budget Contingency fund; and

Whereas, Building Management is seeking approval for materials cost reimbursement to Helm Service, 2601 Beverly Drive, Suite 111, Aurora, IL 60502; and

Whereas, it is in the best interest of Kane County to approve the emergency boiler and ancillary materials contract in order to minimize the disruption of necessary heating for staff providing services and visitors conducting business at the Kane County Judicial Center.

Now therefore I, Christopher Allen, affirm that as Kane County Interim Executive Director of Building Management, hereby request authorization for the emergency boiler replacement materials order to provide the heating necessary for the Judicial Center with the total payment not to exceed \$140,000.00 as per Cordogan Clark's recommendation letter. I understand that this emergency procurement of the aforementioned costs must be ratified by the County Board at the next regularly scheduled County Board meeting.

This affidavit is made pursuant to and in fulfillment of the emergency purchase affidavit provisions in the Kane County Purchasing Ordinance. I know and understand the contents of this affidavit and all statements herein are true and correct.



Signature of Affiant  
Christopher Allen  
Kane County Interim Executive Director of Building Management

24 Feb 21  
Date

Subscribed and sworn before me this 24<sup>th</sup> day of February 24, 2021.

(Seal)





Jane Tallitsch  
Signature of Notary Public  
My commission expires:

6/9/21

Emergency Purchase Affidavit  
Judicial Center Boiler Replacement Units Order

I agree that this purchase meets the conditions of an emergency purchase and hereby authorize acceptance of emergency boiler replacement materials contract totaling a "not to exceed" cost of \$140,000.00 for which funds were previously appropriated as part of the 2021 Building Management operating budget.

  
\_\_\_\_\_  
Signature of Authorizing Official  
Corinne Pierog, Chairman of the Board

February 24, 2021.  
Date 

February 19, 2021

Mr. Christopher Allen  
Interim Executive Director of Building Management  
719 Batavia Avenue  
Geneva, IL 60134

**Re: Kane County Judicial Center Boiler Replacement Emergency Procurement Proposal**

Dear Chris:

Our team has been working with Helm Service and Kane County to review the Boiler failures at the Judicial Center (JC) over the past month to determine the best course of action to ensure that the building has functioning boilers this winter with the longer term need to implement a complete Boiler Plant renovation project that will be designed and engineered and bid this spring and installed this summer. In the interim, this proposal will allow for our team to purchase two boilers and the flues and have this equipment delivered to the JC Dock in the event any of the remaining three of the six total boilers fails this winter. There is a 3-week lead time to receive the boilers and flues so time is of the essence. Due to the timing of receiving the boilers upon execution of this Emergency Procurement Proposal, and the fact that the winter heating season is nearly over, the decision was made by the County to hold on the installation costs of the install, recognizing the fact that a full JC Boiler Plant and water filtration renovation project is being engineered by CC and will be going out to bid this Spring. These new Boilers and flues will be incorporated into the final design of the new JC Boiler Plant and the installation will be part of this project.

We have included Helm Service as our HVAC subcontractor, as they have extensive experience working in the JC and County buildings. Our team proposes to perform the work as defined in the attached documents for a lump sum of \$140,000.00. This proposal shall be valid for 30 days and assumes all work shall be completed during normal working hours.

Thank you for this opportunity to serve Kane County on this critical project. Should you require any additional information or clarifications, please do not hesitate to contact me.

Respectfully submitted,

**Cordogan Clark**



Brian Kronewitter, AIA, DBIA  
Executive Vice President

**Cordogan Clark**

BY:  \_\_\_\_\_

Its representative

DATE: 2-19-21

**Kane County**

BY:  \_\_\_\_\_

Its representative

DATE: 24 Feb 21



A mechanical systems contractor

February 18, 2021

2601 Beverly Drive  
Suite 111  
Aurora, IL  
60502

Richard Griffith Sr.  
Kane County Government  
719 S Batavia Ave., Bldg A  
Geneva, IL 60134

800.747.1955  
www.helmservice.com

**RE: Judicial Center-New boilers**

Dear Rick,

Helm Service would like to thank you for the opportunity to provide this proposal for your consideration. Our scope is as follows:

- Provide 2 new Aerco 2MM modulating boilers with new hw boiler circ pumps and new stack per route selected by Cordogan Clark Engr .
- NO INSTALL INCLUDED, this is only equipment shipped to the Judicial center loading dock.

**□ .....(less tax).....\$123,568**

Clarifications:

- Work to be performed during normal working hours of 7:00am thru 3:30pm, Monday thru Friday.
- *This proposal, scope, and price is the proprietary property of Helm Service and is for our Client's use only, as it is to be utilized for the agreement evaluation.* This Agreement sets forth all of the terms and conditions binding upon the parties hereto; and no person has authority to make any claim, representation, promise or condition on behalf of Helm Service, which is not expressed herein. No party shall alter this agreement. This proposal will become a binding Agreement only after acceptance by Client and approval by an officer of Helm Service as evidenced by their signatures below. All rights to any designs presented are retained by Helm Service.
- Proposal valid for 30 days.

Exclusions:

- The scope of this proposal does not include the replacement of any other components of the mechanical or controls systems that are not specifically listed in this proposal.
- Temporary HVAC equipment or rental equipment.
- Permits, Inspection fees of any kind.
- Isolation valves, strainers, check valves, etc. unless specifically noted.
- Electrical work of any kind, starters, disconnects, VFD's wire, conduit, breakers, fuses, etc. Unless noted above.
- Roofing, cutting, patching, flashing, painting.
- All work associated with Fire/Life Safety, including interfaces and interlocks to the Fire Alarm System, smoke detectors, fire dampers, smoke control dampers, and smoke/fire dampers.
- Structural building/walls; cutting, patching, and coring.
- Payment and performance bonds.
- All responsibility for Lead and asbestos identification, abatement, removal, and disposal prior to start of job.

Thank you again for your consideration of our proposal. Please do not hesitate to contact me direct should you have any additional questions or comments.

Respectfully,  
Tom Burke  
Helm Service  
Ph. 815-990-0064

\_\_\_\_\_  
Authorized Signature                      Date



## RESOLUTION/ORDINANCE EXECUTIVE SUMMARY

### Resolution: No.

Authorizing Creation of Toll Bridge Sales Tax Reserve Fund (Fund 306), Toll Bridge Operating Fund (Fund 307) and Toll Bridge Renewal Fund (Fund 308)

**Committee Flow:** Finance and Budget Committee, Executive Committee, County Board

**Contact:** Joseph Onzick, 630.208.5113

### Budget Information:

Was this item budgeted? No	Appropriation Amount: N/A
If not budgeted, explain funding source:	

### Summary:

This resolution authorizes creation of three funds required by the Toll Bridge Revenue Bond Ordinance #18-394, the Toll Bridge Trust Indenture, and the Sales Tax Trust Indenture.

STATE OF ILLINOIS

COUNTY OF KANE

RESOLUTION: NO.

**AUTHORIZING CREATION OF TOLL BRIDGE SALES TAX RESERVE FUND (FUND 306),  
TOLL BRIDGE OPERATING FUND (FUND 307) AND TOLL BRIDGE RENEWAL FUND  
(FUND 308)**

WHEREAS, WHEREAS, the Toll Bridge Revenue Bond Ordinance #18-394, the Toll Bridge Trust Indenture and the Sales Tax Trust Indenture require certain funds to be established to account for the operation of the Longmeadow Toll Bridge and to provide for its perpetual maintenance, as well as to comply with the guarantee of sales tax revenue being reserved as a backup source of funding for the Toll Bridge Revenue Bonds debt service payments.

NOW, THEREFORE, BE IT RESOLVED by the Kane County Board that the Toll Bridge Sales Tax Reserve Fund (Fund 306) is hereby authorized to be created into which shall be deposited the required amounts of RTA Sales Tax revenue from the Transportation Sales Tax Fund to fund debt services payments as a backup to toll revenue and out of which shall be returned to the Transportation Sales Tax Fund any funds that were not needed to fund debt services payments due to there being sufficient toll revenue deposited into the Debt Service Fund to fund the debt service payments; and

NOW, THEREFORE, BE IT FURTHER RESOLVED by the Kane County Board that the Toll Bridge Operating Fund (Fund 307) is hereby authorized to be created into which shall be deposited toll revenue and out of which shall be paid toll bridge operating expenses, toll bridge maintenance expenses, transfers to the Toll Bridge Debt Service Fund to pay the debt service on the Toll Bridge Revenue Bonds, and transfers to the Toll Bridge Renewal Fund of amounts determined to be in excess of amounts needed for operation and maintenance of the Toll Bridge; and

NOW, THEREFORE, BE IT FURTHER RESOLVED by the Kane County Board that the Toll Bridge Renewal Fund (Fund 308) is hereby authorized to be created into which shall be deposited excess revenue net operating, maintenance and debt service expenditures transferred from the Toll Bridge Fund, and into which shall accumulate an amount sufficient to fund future renewal, replacement, rehabilitation, reconstruction and improvement of any part of the Toll Bridge, including the costs of equipment and equipment repairs.

Passed by the Kane County Board on April 13, 2021.

---

John A. Cunningham  
Clerk, County Board  
Kane County, Illinois

---

Corinne M. Pierog MA, MBA  
Chairman, County Board  
Kane County, Illinois

Vote:

Creation of Funds 306, 307 & 308



## RESOLUTION/ORDINANCE EXECUTIVE SUMMARY

### Resolution: No.

Authorizing Creation of American Rescue Plan Fund (Fund 355) and Acceptance of Grant and Initial Budget

**Committee Flow:** Finance and Budget Committee, Executive Committee, County Board

**Contact:** Joseph Onzick, 630.208.5113

### Budget Information:

Was this item budgeted? No	Appropriation Amount: \$51,628,141
If not budgeted, explain funding source:	

### Summary:

This resolution authorizes creation of the American Rescue Plan Fund (Fund 355) to receive anticipated grant revenue and fund expenditures eligible for reimbursement from the American Rescue Plan. It also authorizes acceptance of the grant and the initial budget for the first year.

STATE OF ILLINOIS

COUNTY OF KANE

RESOLUTION: NO.

**AUTHORIZING CREATION OF AMERICAN RESCUE PLAN FUND (FUND 355) AND ACCEPTANCE OF GRANT AND INITIAL BUDGET**

WHEREAS, the American Rescue Plan Act has appropriated funding for the Coronavirus Local Fiscal Recovery Fund from which Kane County is expected to receive a direct allocation in two tranches: the first tranche is expected to be received in April of 2021 and the second tranche is expected to be received no sooner than one year after the first tranche is received; and

WHEREAS, the allocation from the Coronavirus Local Fiscal Recovery Fund is to be used to mitigate the fiscal effects stemming from the public health emergency with respect to the Coronavirus Disease (COVID-19) which fall within the guidelines provided by the U.S. Department of the Treasury; and

WHEREAS, the most appropriate means of accounting for the expenditures and reimbursement is through the use of a special revenue fund.

NOW, THEREFORE, BE IT RESOLVED by the Kane County Board that the American Rescue Plan Fund (Fund 355) is hereby authorized to be created in which to record the necessary expenditures incurred due to the public health emergency with respect to the COVID-19 pandemic for which the County will be reimbursed from the Coronavirus Local Fiscal Recovery Fund established by the American Rescue Plan Act in accordance with the guidelines provided by the U.S. Department of the Treasury.

NOW, THEREFORE, BE IT FURTHER RESOLVED by the Kane County Board that Kane County is authorized to accept the American Rescue Plan Grant in the amount of approximately \$103,256,283, with the first tranche of \$51,628,141.50 expected to be received in April of 2021 and the second tranche of \$51,628,141.50 expected to be received no sooner than April of 2022; and

NOW, THEREFORE, BE IT FURTHER RESOLVED by the Kane County Board that the following adjustment to the Fiscal Year 2021 budget is hereby authorized:

355.800.000.32910 American Rescue Plan: American Rescue Plan Grant +\$51,628,142

355.800.668.85000 American Rescue Plan: Allowance for Budget Expense +\$51,628,142

Line Item	Line Item Description	Was Personnel/Item/Service approved in original budget or a subsequent budget revision?	Are funds currently available for this Personnel/Item/Service in the specific line item?	If funds are not currently available in the specified line item, where are the funds available?
Various (see above)	Various (see above)	No	No	355.800.000.32910 (American Rescue Plan Grant)

Passed by the Kane County Board on April 13, 2021.

---

John A. Cunningham  
Clerk, County Board  
Kane County, Illinois

---

Corinne M. Pierog MA, MBA  
Chairman, County Board  
Kane County, Illinois

Vote:

reation of Fund 355 & Grant Acceptance



## RESOLUTION/ORDINANCE EXECUTIVE SUMMARY

### **Resolution: No.**

Approving the Creation of Funds 7700 through 7715 for KDOT Township Accounting

**Committee Flow:** Finance and Budget Committee, Executive Committee, County Board

**Contact:** Erica Waggoner, 630.232.5913

### **Budget Information:**

Was this item budgeted? No	Appropriation Amount: N/A
If not budgeted, explain funding source:	

### **Summary:**

The Governmental Accounting Standards Board (GASB) issued new guidance (Statement No. 84, Fiduciary Activities) to address how governments report fiduciary activities. The new guidance supersedes reporting of “agency” funds and replaces it with a newly coined “custodial” fund, and requires several additional reporting requirements, such as the reporting of revenues, expenditures and fund balances. These new reporting requirements necessitate the use of separate funds for each of the sixteen townships that KDOT is currently accounting for in two separate funds. This resolutions authorizes the creation of the sixteen new custodial funds (one for each of the sixteen townships within Kane County) that are required to comply with this new GASB standard.

STATE OF ILLINOIS

COUNTY OF KANE

RESOLUTION: NO.

**APPROVING THE CREATION OF FUNDS 7700 THROUGH 7715 FOR KDOT TOWNSHIP ACCOUNTING**

WHEREAS, the Governmental Accounting Standards Board (GASB) issued new guidance (Statement No. 84, Fiduciary Activities) to address how governments report fiduciary activities; and

WHEREAS, KDOT has been utilizing two separate agency funds to account for the distribution of Motor Fuel Tax revenue, grant revenue and moving permit revenue to each of the sixteen townships within Kane County; and

WHEREAS, the new GASB 84 reporting requirements necessitate the use of separate custodial funds for each of the sixteen townships that KDOT is currently accounting for in two separate funds.

NOW, THEREFORE, BE IT RESOLVED by the Kane County Board that the following custodial funds are hereby authorized to be created to be utilized by KDOT for township accounting in order to comply with the new GASB 84 standard:

- Fund 7700 Aurora Township Fund
- Fund 7701 Batavia Township Fund
- Fund 7702 Big Rock Township Fund
- Fund 7703 Blackberry Township Fund
- Fund 7704 Burlington Township Fund
- Fund 7705 Campton Hills Township Fund
- Fund 7706 Dundee Township Fund
- Fund 7707 Elgin Township Fund
- Fund 7708 Geneva Township Fund
- Fund 7709 Hampshire Township Fund
- Fund 7710 Kaneville Township Fund
- Fund 7711 Plato Township Fund
- Fund 7712 Rutland Township Fund
- Fund 7713 St. Charles Township Fund
- Fund 7714 Sugar Grove Township Fund
- Fund 7715 Virgil Township Fund

Passed by the Kane County Board on April 13, 2021.

---

John A. Cunningham  
Clerk, County Board  
Kane County, Illinois

---

Corinne M. Pierog MA, MBA  
Chairman, County Board  
Kane County, Illinois

Vote:

Creating KDOT TWP Accounting Funds



## RESOLUTION/ORDINANCE EXECUTIVE SUMMARY

### Resolution: No.

Approving the Finance Director as an "Authorized Person" to Act in Accordance with the Requirements of the County's Fifth Third Bank Commercial Card Program

**Committee Flow:** Finance and Budget Committee, Executive Committee, County Board

**Contact:** Joseph Onzick, 630.208.5113

### Budget Information:

Was this item budgeted? N/A	Appropriation Amount: N/A
If not budgeted, explain funding source:	

### Summary:

This resolution approves the Finance Director as an "authorized person" for the Fifth Third Bank Commercial Card Program.

STATE OF ILLINOIS

COUNTY OF KANE

RESOLUTION: NO.

**APPROVING THE FINANCE DIRECTOR AS AN "AUTHORIZED PERSON" TO ACT IN ACCORDANCE WITH THE REQUIREMENTS OF THE COUNTY'S FIFTH THIRD BANK COMMERCIAL CARD PROGRAM**

WHEREAS, Kane County has a commercial card program for procurement cards for purchasing miscellaneous items and travel expenditures with Fifth Third Bank since 2007; and

WHEREAS, the commercial card program has been instituted by the execution of a written Commercial Card Service Agreement and amendments as outlined in Resolutions 07-282 and 20-289; and

WHEREAS, the Commercial Card Service Agreement and amendments thereto require the designation of "authorized persons" who include each person who serves as an executive or senior finance officer or official of the public body, and any other person so designated via a written "Authorization Certificate for Commercial Card Service Agreement" (attached as Exhibit A) as designated by a "Certifying Person"; and

WHEREAS, Resolution 07-282 previously authorized to the Auditor to enter into the Commercial Card Service Agreement; and

WHEREAS, it would be in the best interest of the County for the County's "Certifying Person," to be the County Board Chair; and

WHEREAS, the County Board Chair, as the "Certifying Person," shall designate the "authorized persons", who are authorized to act on behalf of the County as described in the "Authorization Certificate for Commercial Card Service Agreement"; and

WHEREAS, per the "Authorization Certificate for Commercial Card Service Agreement", the "authorized persons" are authorized to take the following actions on behalf of the County:

1. Execute and deliver any and all of the Card Agreements and any amendments to the Card Agreements; and
2. Designate those employees, agents, and other representatives, groups or divisions and other persons who will be authorized to receive and use cards and other rights to incur indebtedness in connection with the Service; and
3. Designate, and advise Fifth Third Bank of the identity of a person or persons who will serve as administrator with respect to the Service and have authority to, among other powers specified in the Card Agreements: manage the service on behalf of the County; select and administer security and operating procedures; designate persons as authorized users of a service; and, enable and administer user identification codes, passwords and other identification data.

WHEREAS, the "authorized persons" will be authorized to sign the "Fifth Third Channel Administrator Assignment Request Form", and all other such documents as necessary to accomplish the authorized actions as established in the "Authorization Certificate for Commercial Card Service Agreement".

NOW, THEREFORE, BE IT RESOLVED, that the County Board authorizes the County Board Chair to act as the County's "Certifying Person," for the purposes of the "Authorization Certificate for Commercial Card Service Agreement," and authorizes the County Board Chair to designate certain "authorized persons," including the Finance Director, and any other person so designated, to be authorized to take the following actions:

1. Execute and deliver any and all of the Card Agreements and any amendments to the Card Agreements; and
2. Designate those employees, agents, and other representatives, groups or divisions and other persons who will be authorized to receive and use cards and other rights to incur indebtedness in connection with the Service; and
3. Designate, and advise Fifth Third Bank of the identity of a person or persons who will serve as administrator with respect to the Service and have authority to, among other powers specified in the Card Agreements: manage the service on behalf of the County; select and administer security and operating procedures; designate persons as authorized users of a service; and, enable and administer user identification codes, passwords and other identification data; and

NOW THEREFORE, BE IT FURTHER RESOLVED, that the "authorized persons" so designated by the County Board Chair, to include the Finance Director, and any other person so designated, are authorized to sign documents, including the "Fifth Third Channel Administrator Assignment Request Form," and any other document as necessary to accomplish the above-listed authorized actions.

Passed by the Kane County Board on April 13, 2021.

---

John A. Cunningham  
Clerk, County Board  
Kane County, Illinois

---

Corinne M. Pierog MA, MBA  
Chairman, County Board  
Kane County, Illinois

Vote:

5/3 Authorized Person



## RESOLUTION/ORDINANCE EXECUTIVE SUMMARY

### Resolution: No.

Authorizing Graduated Scale of Required Insurance Coverage

**Committee Flow:** Finance and Budget Committee, Executive Committee, County Board

**Contact:** Joseph Onzick, 630.208.5113

### Budget Information:

Was this item budgeted? No	Appropriation Amount: N/A
If not budgeted, explain funding source:	

### Summary:

In the review of comments from vendors, county staff, and smaller-scale contractors, most of whom have reached out to the Purchasing office *directly*, it became apparent that the County's standard insurance requirements were in some respects onerous in their required coverages, whereas the commensurate risk should be viewed differently, with an understanding of these often *reduced exposures*. However, we have few choices in established policy (face coverage) amounts. In both cases, we require a very high risk premium, offering only the \$1,000,000 and \$5,000,000 coverage amounts. *For some of our heavier, more labor and work task specific exposures, like road, highway, bridge, underground, trades, there can be a reasonable justification for the coverages we often employ and so require.*

Many smaller programs, working in outreach and event-intensive county areas need to have smaller coverage policies that actually reflect the more appropriate, lesser insurance amounts and risk exposures they face and need. *They carry fractional or less risk management exposures.* We also see that from an event perspective that we may even have overlapping coverages present in reality, though many smaller businesses, community organizations, social services groups, and environmental groups have expressed a certain apprehension over participation from the intimidation of higher insurance requirements. *They fail to equate the risk with the requirements.*

Since our top-end coverages are appropriate to use and risk in many instances, the endeavor becomes the creation of a graduated insurance scale. The use of these larger coverages when not actually required creates a *de facto state* of regularized excess, whereas high dollar premium captures never reflect actual risk nor often actual claim values.

The concept behind the graduated scaling is known across insurance, risk management, and actuarial domains. It allows us to create a range of face value coverages, creating newer low and lower scale coverage products, more appropriate to actual risk. The lower coverages encourage participation. The lower coverages better equalize the true nature of the exposures, with more premium-friendly carrying costs for our vendors and contractors.

There was a concerted attempt to look at scaling and the creation of a "coverage tree", retaining our smart high-dollar coverages, while enhancing the range of middle, lower, and low-end coverage amounts available.

The scaling reflects this sense of balance, as well as overall appropriateness of each coverage amount. The “coverage tree” significantly expands our abilities across risk management, as well as providing more realistic choices for smaller-scale businesses, not-for-profits, and other community-level associations wanting to work with Kane County programs. As part of this coverage expansion by amount and not type, we can also employ commensurate risk management exposure indexes which correlate to “coverage tree” policy coverage amounts. This could be a guide and a useful tool inter-departmentally to properly gauge and assess risk, and make a determination on which of the “coverage tree” amounts and exposures align.

Regardless of the use of that additional tool-set, there is a profound need to create and employ a system of graduated insurance scaled coverages at this time.

STATE OF ILLINOIS

COUNTY OF KANE

RESOLUTION: NO.

**AUTHORIZING GRADUATED SCALE OF REQUIRED INSURANCE COVERAGE**

WHEREAS, the County requires that a vendor provides a Certificate of Insurance (COI) with specific minimum coverage amounts; and

WHEREAS, some of our vendors who provide services for projects that are of a smaller scale with lower risk have difficulty providing the required insurance coverage amounts; and

WHEREAS, the Purchasing Director worked with the County's liability insurance broker (Presidio) to develop a graduated scale of insurance coverage that would be proportionate to the scale of service provided by the vendor and as well as the level of risk involved.

NOW, THEREFORE, BE IT RESOLVED by the Kane County Board that the attached graduated scale of required insurance coverage is hereby approved as authoritative guidance for the minimum level of insurance coverage to be required on the Certificate of Insurance presented by a vendor based on the scale of service provided by the vendor as well on the level of risk involved.

Passed by the Kane County Board on April 13, 2021.

---

John A. Cunningham  
Clerk, County Board  
Kane County, Illinois

---

Corinne M. Pierog MA, MBA  
Chairman, County Board  
Kane County, Illinois

Vote:

Graduated Scale of Req Insurance Coverage



## RESOLUTION/ORDINANCE EXECUTIVE SUMMARY

### Resolution: No.

Authorizing an Agreement for Architect, Engineer and Construction Manager at Risk Services Contract(s)

**Committee Flow:** Administration Committee, Finance and Budget Committee, Executive Committee, County Board

**Contact:** Chris Allen, 6307622174

### Budget Information:

Was this item budgeted? Yes	Appropriation Amount: \$800,000.00
If not budgeted, explain funding source: N/A	

### Summary:

Building Management is seeking authorization for the approval of multi-vendor, multi-year "Architect, Engineer and Construction Manager at Risk" services contracts. These services would be to evaluate Kane County's current and future capacity needs and to be the Prime(s) on future A&E projects.

It is the intention of Building Management to develop a county-wide architectural master plan which would outline a timeline of architectural projects to be followed over a specified course of time. This would include a thorough assessment of all Kane County facilities and prioritization of improvements, optimizing budgetary allocations.

STATE OF ILLINOIS

COUNTY OF KANE

RESOLUTION: NO.

**AUTHORIZING AN AGREEMENT FOR ARCHITECT, ENGINEER AND CONSTRUCTION  
MANAGER AT RISK SERVICES CONTRACT(S)**

WHEREAS, proposals have been solicited for Statements of Interest and Qualifications for Architect, Engineer and Construction Manager at Risk services (RFQ #42-020). These services would be to evaluate Kane County's current and future capacity needs, to develop a facilities improvement plan and to be the Prime(s) on future A&E projects. A total of thirteen (13) proposals were received by the 2:00 pm deadline and opened publicly on Wednesday, October 21, 2020; and

WHEREAS, five (5) finalists) were chosen and per a meticulous screening process, those respondents were thoroughly reviewed, scored and their qualifications vetted. It has been determined that it is in the best interest of the County, to split the awarding of the architectural, engineering & construction management services contract between the three best qualified bidders, as per bid documents and specifications: Wight & Company of Darien, IL, Healy, Bender, Patton & Been, Inc. of Naperville, IL and Helmuth, Obata, & Kassabaum, Inc. (HOK) of Chicago, IL; and

WHEREAS, these three vendor contracts will be for the provision of architectural, engineering and construction management services at various on-site projects at all Kane County facilities and the Mill Creek SSA on an "as needed" basis as indicated in the contract; and

WHEREAS, all project assignments will be made in accordance with and within Kane County budgetary constraints at the discretion of Building Management; and

WHEREAS, it is the intention of Building Management to develop a county-wide architectural master plan which would outline a timeline of architectural projects to be followed over a specified course of time. This would include a thorough assessment of all Kane County facilities and prioritization of improvements, optimizing budgetary allocations; and

WHEREAS, in the event, that due to unforeseen circumstance, any of the firms is either disqualified or relationship(s) severed, the County reserves the right to choose a new Firm(s) from the original list of five finalists from RFQ #42-020; and

WHEREAS, each of these performance based contracts are for two (2) years and will include three (3) additional one (1) year options for renewal, to be mutually agreed upon by all parties. The initial contract terms will begin on or about December 8, 2020 for a two (2) year term through December 7, 2022. Kane County reserves the right to change the commencement and/or end of the contract periods as well as the scope of services to be provided; and

WHEREAS, these are all multi-year contracts and accordingly, combined "not to exceed" fund amounts of \$400,000.00 per year, have been budgeted for these three contracts, for each of the two years and are available in both the FY2021 and FY2022 Building Management budgets; and

WHEREAS, these three vendor Contracts call for the use of funds beyond the present budget year and the County of Kane acknowledges the necessity of the appropriation of such funds.

NOW, THEREFORE, BE IT RESOLVED by the Kane County Board that the Chairman is hereby authorized to execute simultaneous, two-year Architect, Engineer and Construction Manager at Risk services contracts with Wight & Company, 2500 North Frontage Road, Darien, IL 60561, Healy, Bender, Patton & Been, Inc., 4040 Helene Ave, Naperville, IL 60564 and Helmuth, Obata & Kassabaum, Inc. (HOK) 333 South Wabash Ave, 14<sup>th</sup> Floor, Chicago, IL 60604 for a combined “not to exceed” amount of Four Hundred Thousand Dollars (\$400,000.00) per each year of the 2-year contract term or a total “not to exceed” contract(s) cost of Eight Hundred Thousand Dollars (\$800,000.00).

Line Item	Line Item Description	Was Personnel/Item/Service approved in original budget or a subsequent budget revision?	Are funds currently available for this Personnel/Item/Service in the specific line item?	If funds are not currently available in the specified line item, where are the funds available?
Various Budgeted Line Items	Contractual	Yes	Yes	N/A

Passed by the Kane County Board on March 9, 2021.

---

John A. Cunningham  
 Clerk, County Board  
 Kane County, Illinois

---

Corinne M. Pierog MA, MBA  
 Chairman, County Board  
 Kane County, Illinois

Vote:

21-03 Architect Services

**County of Kane  
PURCHASING DEPARTMENT  
KANE COUNTY GOVERNMENT CENTER**

719 S. Batavia Avenue, Bldg. A  
Geneva, Illinois 60134

Telephone: (630) 232-5929  
Fax: (630) 208-5107



January 20, 2021

**PROCUREMENT SYNOPSIS**

Requesting Department: Building Management  
Procurement Name: 42-020 Architect, Engineer & CMR  
Recommended Vendors: Wight & Company  
Healy, Bender, Patton & Been, Inc.  
HOK

**NOTIFICATION AND RESPONSE**

Public Notices: Kane County Web Site and The Daily Herald

Advertising Date:	September 30, 2020	Notices sent/Plan Holders: 73/66
Proposal Due Date:	October 21, 2020	Proposals Received: 13

**PURPOSE**

The County of Kane accepted qualifications from experienced and qualified vendors to provide architectural, engineering and construction manager at risk services for the Building Management Department. The thirteen (13) qualifications received were evaluated and the top five (5) vendors were interviewed and asked to answer a series of questions Those five (5) vendors were then evaluated again. Below is the final scoring for the finalists:

VENDORS	EVALUATION RATING
<b>Wight &amp; Company</b>	<b>90%</b>
<b>Healy, Bender, Patton &amp; Been, Inc.</b>	<b>88%</b>
<b>HOK</b>	<b>81%</b>
Cordogan Clark & Associates	79%
DLA Architects, Ltd.	70%

The qualifications were reviewed and scored based on the weights and criteria as stated in the RFQ. Staff recommends awarding of this contract to Wight & Company of Darien, IL, Healy, Bender, Patton & Been, Inc. of Naperville, IL and HOK of Chicago, IL, for a two-year period with three (3) optional one-year renewal periods.

Submitted By:  
*Maria C. Calamia*  
Maria C. Calamia, CPPB  
Assistant Purchasing Director

# Contractor Disclosure



## CONTRACTOR DISCLOSURE AFFIDAVIT

To the best of our knowledge, on September 3rd, 2020, Wight & Company made a political campaign contribution to Citizens for Mark Davost for \$250.00.

*Carol Roglin*

*Oct. 21, 2020*

Carol Roglin, CFO

Date

Subscribed and Sworn this 21st day of October, 2020.

*Dianne J. Putala*  
Notary Public



2500 North Frontage Road | Darien, IL 60561

wightco.com

# Familial Relationship Disclosure



## FAMILIAL RELATIONSHIP DISCLOSURE

As of October 20, 2020, Wight & Company, to the best of our knowledge the Owners, Officers or Executives do not have a familial relationship with any County Elected Official or County Department Director within the last 12 month period. "Familial Relationship" is defined in the attached Public Act 101-0544.

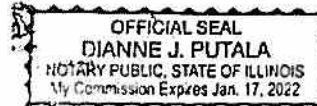
The County may deny, suspend, or terminate the eligibility of a person, firm, corporation, association, agency, institution, or other legal entity to participate as a vendor for goods or services to the County, if the vendor, for contracts greater than \$30,000, fails to disclose to the County a familial relationship between a County Elected Official or County Department Director.

Paul Rugh Secretary/Treasurer 10/20/2020  
Officer Date

Title

Subscribed and Sworn this 20<sup>th</sup> day of October, 2020

Dianne J. Putala  
Notary Public



2500 North Frontage Road | Darien, IL 60561

wightco.com



# HEALY BENDER PATTON & BEEN ARCHITECTS

PRINCIPALS  
David G. Patton  
Jacob A. Been  
David A. Healy  
Clifford A. Bender

4040 Helene Avenue, Naperville, Illinois 60564

T 630.904.4300  
W www.healybender.com

SENIOR ARCHITECTS  
Scott A. Rhee  
Jay A. Woodley

## CONTRACTOR DISCLOSURE

As of October 21, 2020, HEALY BENDER PATTON & BEEN ARCHITECTS, to the best of our knowledge the Owners, Officers or Executives have not made any political campaign contributions to any Kane County elected Official countywide in the last 12 month period.

Below is a list of Owners, with at least 5% holding in HEALY BENDER PATTON & BEEN ARCHITECTS:


David G. Patton, AIA, LEED AP BD+C	33.33%
Jacob A. Been, Vice President	33.33%
Clifford A. Bender, Vice President	16.67
David A. Healy, Chairman and Treasurer	16.67%

David G. Patton, President

October 19, 2020

Subscribed and Sworn this 19<sup>th</sup> day of October, 2020

Notary Public





# HEALY BENDER PATTON & BEEN ARCHITECTS

PRINCIPALS  
David G. Patton  
Jacob A. Been  
David A. Healy  
Conrad A. Bender

4040 Helene Avenue, Naperville, Illinois 60564

T 630.904.4300  
W www.healybender.com

SENIOR ARCHITECTS  
Scott A. Bihal  
Jody A. Woodley

## FAMILIAL RELATIONSHIP DISCLOSURE

As of October 21, 2020, HEALY BENDER PATTON & BEEN ARCHITECTS, to the best of our knowledge the Owners, Officers or Executives do not have a familial relationship with any County Elected Official or County Department Director within the last 12 month period. "Familial Relationship" is defined in the attached Public Act 101-0544.

The County may deny, suspend, or terminate the eligibility of a person, firm, corporation, association, agency, institution, or other legal entity to participate as a vendor for goods or services to the County, if the vendor, for contracts greater than \$30,000, fails to disclose to the County a familial relationship between a County Elected Official or County Department Director.

David G. Patton, Resident

October 19, 2020

Subscribed and Sworn this 19<sup>th</sup> day of October, 2020

Notary Public





**Contractor Disclosure**

As of October 21, 2020, Hellmuth, Obata & Kassabaum, Inc. (HOK) affirms that, to the best of our knowledge the Owners, Officers or Executives have not made any political campaign contributions to any Kane County Elected Official countywide in the last 12 month period.

Below is a list of shareholders or owners, with at least 5% holdings in Hellmuth, Obata & Kassabaum, Inc.:

HOK, Inc.  
10 South Broadway, Suite 200  
St. Louis, MO 63102 USA

Donovan Olliff  
OFFICER SIGNATURE

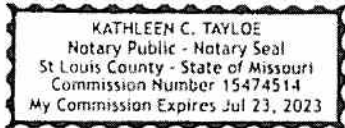
October 21, 2020  
DATE

Donovan Olliff  
OFFICER NAME

Assistant Secretary  
TITLE

Subscribed and Sworn this 21st day of OCTOBER, 2020

Kathleen C. Tayloe  
NOTARY PUBLIC





**Familial Relationship Disclosure**

As of October 21, 2020, Hellmuth, Obata & Kassabaum, Inc. (HOK) affirms that, to the best of our knowledge the Owners, Officers or Executives do not have a familial relationship with any County Elected Official or County Department Director within the last 12 month period. "Familial Relationship" is defined in the attached Public Act 101-0544.

The County may deny, suspend, or terminate the eligibility of a person, firm, corporation, association, agency, institution, or other legal entity to participate as a vendor for goods or services to the County, if the vendor, for contracts greater than \$30,000, fails to disclose to the County a familial relationship between a County Elected Official or County Department Director.

*Donovan Cliff*

OFFICER SIGNATURE

October 21, 2020

DATE

Donovan Cliff  
OFFICER NAME

Assistant Secretary  
TITLE

Subscribed and Sworn this

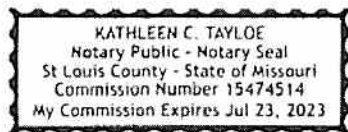
*21st*

day of

*October*

, 2020

*Kathleen C. Tayloe*  
NOTARY PUBLIC





## KANE COUNTY VENDOR/CONTRACTOR DISCLOSURE CERTIFICATION

Cordogan Clark, hereby certify that they have read and fully understand the Vendor/Contractor Disclosure Statement included in the Instructions to Bidders.

*Prior to award, every contractor or vendor who is seeking or who has obtained contracts or change orders to contracts or two (2) or more individual contracts with Kane County resulting in an amount greater than Fifteen Thousand Dollars (\$15,000) shall disclose to the Kane County Purchasing Department, in writing all cumulative campaign contributions, (which includes multiple candidates) made within the previous twelve (12) months of awarding of the contract made by that contractor, union, or vendor to any current officer or countywide elected officer whose office the contract to be awarded will benefit. Disclosure shall be updated annually during the term of a multi-year contract and prior to any change order or renewal requiring Board level approval. For purposes of this disclosure requirement, "contractor or vendor" shall include owners, officers, managers, insurance brokers, lobbyists, agents, consultants, bond counsel and underwriters counsel, subcontractors corporations, partnerships, associations, business trusts, estates, trustees, and/or beneficiaries under the control of the contracting person, and political action committees to which the contracting person has made contributions.*

Cordogan Clark made a \$2,500 donation to Friends of Lauzen on 10/17/20.

FIRM NAME:

Cordogan Clark & Associates

BY:

A handwritten signature in black ink, appearing to read "BKronewitter", is written over a horizontal line.

WRITTEN NAME:

Brian Kronewitter

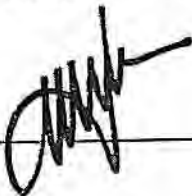
DATE:

11/25/20

**FAMILIAL RELATIONSHIP DISCLOSURE**

As of October 21, 2020, Cordogan Clark, to the best of our knowledge the Owners, Officers or Executives do not have a familial relationship with any County Elected Official or County Department Director within the last 12 month period. "Familial Relationship" is defined in the attached Public Act 101-0544.

The County may deny, suspend, or terminate the eligibility of a person, firm, corporation, association, agency, institution, or other legal entity to participate as a vendor for goods or services to the County, if the vendor, for contracts greater than \$30,000, fails to disclose to the County a familial relationship between a County Elected Official or County Department Director.

  
\_\_\_\_\_  
Officer 10-20-2020  
Date  
Title Principal  
Subscribed and Sworn this 20th day of October, 2020

  
\_\_\_\_\_  
Notary Public





FAMILIAL RELATIONSHIP DISCLOSURE

As of October 16, 2020, DLA Architects, to the best of our knowledge the Owners, Officers or Executives do not have a familial relationship with any County Elected Official or County Department Director within the last 12-month period. "Familial Relationship" is defined in the attached Public Act 101-0544.

The County may deny, suspend, or terminate the eligibility of a person, firm, corporation, association, agency, institution, or other legal entity to participate as a vendor for goods and services to the County, if the vendor, for contracts greater than \$30,000, fails to disclose to the County a familial relationship between a County Elected Official or County Department Director:

\_\_\_\_\_  
Officer \_\_\_\_\_  
Date

Title Principal, Architect, Director of Production

Subscribed and Sworn this 16 day of October, 2020

\_\_\_\_\_  
Notary Public



CONTRACTOR DISCLOSURE

As of October 16, 2020, DLA Architects, to the best of our knowledge the Owners, Officers or Executives have not made any political campaign contributions to any Kane County Elected Official countywide in the last 12 month period.

Below is a list of the shareholders or owners, with at least 5% holdings in DLA Architects:

Carrie Mallock 15%  
2123 Linden Lane  
Palatine, IL 60067

Steven K. Wright 15%  
391 Woodstock St  
Crystal Lake, IL 60014

Louis F. Noto, Jr. 15%  
600 Cleveland Dr  
Bolingbrook, IL 60440

Eric S. Sickbert 15%  
701 S. 6<sup>th</sup> Ave  
Lwr Apt  
St. Charles, IL

Edward L. Wright 15%  
330 W. Grand Ave  
Apt 1602  
Chicago, IL 60654

William Templin 15%  
112 Anderson Blvd  
Geneva, IL 60134

\_\_\_\_\_  
Officer Date

Title Principal, Architect, Director of Production

Subscribed and Sworn this 16 day of October, 2020

\_\_\_\_\_  
Notary Public



## RESOLUTION/ORDINANCE EXECUTIVE SUMMARY

### Resolution: No.

Approving the Purchase of 10 Replacement Vehicles for the Sheriff's Office

**Committee Flow:** Administration Committee, Judicial/Public Safety Committee, Finance and Budget Committee, Executive Committee,

**Contact:** Christie Duffy, 630.208.2001

### Budget Information:

Was this item budgeted? Yes	Appropriation Amount: \$433,243.00
If not budgeted, explain funding source: Automotive Equipment Account 125.800.810.70070	

### Summary:

This resolution approves the purchase of 10 replacement vehicles that are needed for the Sheriff's Office totaling \$416,793. These vehicles were included in the FY2021 Sheriff's Office Budget. The vehicles meet the County's replacement standards and the existing units have reached the end of their useful life.

KCSO Unit	Vehicle Model/Make	Number of Units	Approx. Subtotal	Approx. Total
Patrol	2021 Ford Utility Police Interceptor AWD Hybrid	6	\$36,421 + \$4,856 upfitting equip.	\$247,662
Patrol	2021 Ford F-150 Police Responder Crew Cab 4x4	3	\$36,890 + \$4,856 upfitting equip.	\$125,238
Prisoner Van	2021 Ford Transit Full Sized Van	1	\$28,511 + \$15,382 Partition	\$43,893

STATE OF ILLINOIS

COUNTY OF KANE

RESOLUTION: NO.

**APPROVING THE PURCHASE OF 10 REPLACEMENT VEHICLES FOR THE SHERIFF'S OFFICE**

WHEREAS, the Sheriff's Office needs to replace: nine (9) Patrol and one (1) Prisoner Transport Van; and

WHEREAS, the ten (10) vehicles have been budgeted for purchase in FY2021, and will replace units that are at end of life; and

WHEREAS, the most responsible vendor for the 2021 Ford Utility AWD Hybrid is Currie Motors, 8401 W. Roosevelt Road, Forest Park, Illinois, which provided a price of \$36,421.00 per vehicle. The most responsible vendor for the Ford F-150 truck is Morrow Brothers Ford, 1242 Main Street, Greenfield, IL 62044, which provided a price of \$36,890.00 for that vehicle. Up-fitting of police equipment will be purchased through Lund Industries, Chicago Parts and Sound, and Ultra Strobe Communications, Inc, pursuant to Bid 14-020 at a price \$4,856.00 per vehicle. The 2021 Ford Transit Full Sized Van is Currie Motors, 8401 W. Roosevelt Road, Forest Park, Illinois, which provided a price of \$28,511.00. The Partition for the Ford Transit Van is through Mavron, Inc., 152 S. Zimmer Road, Warsaw, Indiana, in the amount of Fifteen Thousand, Three Hundred Eighty-Two Dollars and No/100 (\$15,382.00).

NOW, THEREFORE, BE IT RESOLVED by the Kane County Board and the Chairman thereof, that the Sheriff of Kane County is authorized to enter into contracts with Currie Motors of Forest Park, Illinois for a total of Two Hundred Forty-Seven Thousand, Thirty-Seven Dollars and No/100 (\$247,037.00) and Morrow Brothers Ford in Greenfield, Illinois, for One Hundred Ten Thousand, Six Hundred Seventy Dollars and No/100 (\$110,670.00) for the purchase of police vehicles.

BE IT FURTHER RESOLVED that the Sheriff's Office is hereby authorized to expend funds from the FY2021 Budget in the amount of Forty-Three Thousand, Seven Hundred Four Dollars and No/100 (\$43,704.00) from the Sheriff's Automotive Equipment Account for the purpose of purchasing said vehicles upfitting equipment, Fifteen Thousand, Three Hundred Eighty-Two Dollars and No/100 (\$15,382.00) for transport van partition costs, and Sixteen Thousand, Four Hundred Fifty Dollars and No/100 (\$16,450.00) for Getac computer equipment.

Line Item	Line Item Description	Was Personnel/Item/Service approved in original budget or a subsequent budget revision?	Are funds currently available for this Personnel/Item/Service in the specific line item?	If funds are not currently available in the specified line item, where are the funds available?
125.800.810.70070	Automotive Equipment	Yes	Yes	N/A

Passed by the Kane County Board on April 13, 2021.

---

John A. Cunningham  
Clerk, County Board  
Kane County, Illinois

---

Corinne M. Pierog MA, MBA  
Chairman, County Board  
Kane County, Illinois

Vote:

21-04 SHF 10 ReplVehicles



## **2021 Ford Utility Police Interceptor AWD Hybrid Contract #152**



**Currie Motors Commercial Center**  
Your Full Line Municipal Dealer

"Nice People to do Business With"

**HYBRID MOTOR STANDARD  
MARK OPTION 99B FOR GASOLINE MOTOR**

**ORDER CUT OFF APRIL 2021  
PRODUCTION BEGINS SEPTEMBER 2020**



## 2021 Ford Utility Police Interceptor AWD Hybrid Contract #152 \$35,259

### MECHANICAL

3.3L Police-Calibrated V6 Direct-Injection Hybrid Engine System  
 – Standard (Hybrid technology is optimal for performance and long days spent idling on the job)  
 ● AWD Drivetrain – Standard for enhanced handling precision and unsurpassed traction on wet or dry surfaces  
 Transmission – 10-speed automatic, police calibrated for maximum acceleration and faster closing speeds  
 Lithium-Ion Battery Pack  
 Brakes – Police calibrated high-performance regenerative braking system  
 ● 4-Wheel heavy-duty disc w/heavy-duty front and rear calipers  
 ● Brake Rotors – large mass for high thermal capacity and calipers with large swept area.  
 ● Electric Power-Assist Steering (EPAS) – Heavy-Duty DC/DC converter – 220-Amp (in lieu of alternator)  
 H7 AGM Battery (Standard; 800 CCA/80-amp)  
 ● Cooling System – Heavy-duty, large high volume radiator, Engine oil cooler and transmission oil cooler  
 ● Engine Idle Hour Meter  
 ● Engine Hour Meter  
 ● Powertrain mounts – Heavy-Duty  
 50-State Emissions System

### INTERIOR/COMFORT

● Cargo Area – Spacious area for police equipment; Lithium-Ion Battery Pack does not intrude into the cargo area  
 ● Cargo Hooks  
 ● Climate Control – Dual-Zone Electronic Automatic Temperature Control (DEATC)  
 ● Door-Locks — Power — Rear-Door Handles and Locks Operable ● Fixed Pedals (Driver Dead Pedal)  
 ● Floor – Flooring – Heavy-Duty Thermoplastic Elastomer  
 ● Glove Box – Locking/non-illuminated  
 ● Grab Handles – (1 – Front-passenger side, 2-Rear)  
 ● Liftgate Release Switch located in overhead console (45 second timeout feature)  
 ● Lighting — Overhead Console — Red/White Task Lighting in  
 ● Overhead Console — 3rd row overhead map light  
 ● Mirror – Day/night Rear View  
 ● Particulate Air Filter  
 ● Powerpoints – (1) First Row  
 ● Rear-window Defrost  
 ● Scuff Plates – Front & Rear  
 ● Speed (Cruise) Control  
 ● Speedometer – Calibrated (includes digital readout)  
 ● Steering Wheel – Manual / Tilt, Urethane wheel finish w/Silver Painted Bezels with Speed Controls and 4-user configurable latching switches  
 ● Sun visors, color-keyed, non-illuminated

### INTERIOR/COMFORT (CONTINUED)

● Seats — 1st Row Police Grade Cloth Trim, Dual Front Buckets with reduced bolsters — 1st Row – Driver 6-way Power track (fore/aft. Up/down, tilt with manual recline, 2-way manual lumbar) — 1st Row – Passenger 2-way manual track (fore/aft. with manual recline) — Built-in steel intrusion plates in both driver/passenger seatbacks — 2nd Row Vinyl, 35/30/35 Split Bench Seat (manual fold-flat, no tumble) – fixed seat track  
 ● Universal Top Tray – Center of I/P for mounting aftermarket equipment  
 ● Windows, Power, 1-touch Up/Down Front Driver/Passenger-Side with disable feature

### EXTERIOR

● Antenna, Roof-mounted Cladding – Lower bodyside cladding MIC ● Door Handles – Black (MIC)  
 ● Exhaust True Dual (down-turned)  
 ● Front-Door-Lock Cylinders (Front Driver / Passenger / Liftgate)  
 ● Glass – 2nd Row, Rear Quarter and Liftgate Privacy Glass  
 ● Grille – Black (MIC)  
 ● Headlamps – Automatic, LED Low-and-High-Beam Note: Includes Front Headlamp / Police Interceptor Housing (with LED wig-wag feature) — Pre-drilled hole for side marker police use, does not include LED strobe, but includes LED wig-wag functionality (eliminates need to drill housing assemblies and provides LED wig-wag feature) — Pre-molded side warning LED holes with standard sealed capability (does not include LED installed lights)  
 ● Liftgate – Manual 1-Piece – Fixed Glass w/Door-Lock Cylinder ● Mirrors – Black Caps (MIC), Power Electric Remote, Manual Folding with Integrated Spotter (integrated blind spot mirrors not included when equipped with BLIS®)  
 ● Spare – Full size 18" Tire w/TPMS  
 ● Spoiler – Painted Black Tailgate Handle – (MIC)  
 ● Tail lamps – LED  
 ● Tires – 255/60R18 A/S BSW  
 ● Wheel-Lip Molding – Black (MIC)  
 ● Wheels – 18" x 8.0 painted black steel with wheel hub cover  
 ● Windshield – Acoustic Laminated

### POLICE UPFIT FRIENDLY

● Consistent 11-inch space between driver and passenger seats for aftermarket consoles (9-inch center console mounting plate)  
 ● Console mounting plate  
 ● Dash pass-thru opening for aftermarket wiring  
 ● Headliner – Easy to service  
 ● Two (2) 50 amp battery ground circuits – power distribution junction block (repositioned behind 2nd row seat floorboard).

**SAFETY/SECURITY HIGHLIGHTS**

- 75-mph Rear-impact Crash Tested

**Note:** The full-size spare tire secured in the factory location is necessary to achieve police-rated 75-mph rear impact crash-test performance attributes

- AdvanceTrac® w/RSC® (Roll Stability Control™) police tuned gyroscopic sensors work seamlessly with the ABS
- Rear Video Camera with Washer (standard)
- Airbags, dual-stage driver & front-passenger, side seat, passenger-side knee, Roll Curtain Airbags and Safety Canopy®
- Anti-Lock Brakes (ABS) with Traction Control Brakes – Police calibrated high-performance regenerative braking system
- Belt-Minder® (Front Driver / Passenger)
- Child-Safety Locks (capped)
- Individual Tire Pressure Monitoring System (TPMS)
- LATCH (Lower Anchors and Tethers for Children) system on rear outboard seat locations
- Seat Belts, Pretensioner/Energy-Management System w/adjustable height in 1st Row
- SOS Post-Crash Alert System™

**WARRANTY**

- 3 Year / 36,000 Miles Bumper / Bumper
- 8 Year / 100,000 Miles Hybrid Unique Components

**FUNCTIONAL**

- Audio — AM/FM / MP3 Capable / Clock / 4-speakers — Bluetooth® interface — 4.2" Color LCD Screen Center-Stack "Smart Display" Note: Standard radio does not include USB Port or Aux. Audio Input ●Jack; Aux. Audio Input Jack requires SYNC 3®
  - Easy Fuel® Capless Fuel-Filler
  - Ford Telematics™ – Includes Ford Modem and complimentary 2- year trial subscription
  - Front door tether straps (driver/passenger)
  - Power pigtail harness
  - Recovery Hooks; two in front and trailer bar in rear
  - Simple Fleet Key (w/o microchip, easy to replace; 4-keys)
  - Two-way radio pre-wire
  - Two (2) 50 amp battery ground circuits – power distribution junction block (behind 2nd row passenger seat floorboard)
  - Wipers – Front Speed-Sensitive Intermittent; Rear Dual Speed Wiper
- POWERTRAIN CARE EXTENDED SERVICE PLAN**
- 5-year/100,000-mile Powertrain CARE Extended Service Plan (zero deductible) – Standard

<input type="checkbox"/> 99B	<b>3.3L V-6 TIVCT Gasoline Motor</b>	<b>-\$3,165</b>
<input type="checkbox"/> 99C	3.0 V-6 Eco-Boost Engine	\$743
<input type="checkbox"/> 41H	Engine Block Heater	\$85
<input type="checkbox"/> 19K	H8 AGM Battery (900 CCA/92 AMP)	\$103
<input type="checkbox"/> 43D	Dark Car Feature—Courtesy Lights Inoperative	\$24
<input type="checkbox"/> 942	Daytime Running Lights	\$42
<input type="checkbox"/> 17T	Dome Lamp Red/White Cargo Area	\$47
<input type="checkbox"/> 51R	Spot Light Drivers Side LED Bulb—Unity	\$371
<input type="checkbox"/> 51T	Spot Light Drivers Side LED Bulb—Whelen	\$394
<input type="checkbox"/> 51S	Spot Light Dual LED Bulbs—Unity	\$582
<input type="checkbox"/> 51V	Spot Light Dual LED Bulbs—Whelen	\$625
<input type="checkbox"/> 51P	Spot Lamp Prep Kit—Driver Side <b>(does not include housing &amp; bulb)</b>	\$132
<input type="checkbox"/> 51W	Spot Lamp Prep Kit—Dual Side <b>(does not include housing &amp; bulb)</b>	\$264
<input type="checkbox"/> 21L	Front Auxiliary Light Red/Blue	\$517
<input type="checkbox"/> 60A	Prewiring Grille Lamp, Siren, Speaker	\$47
<input type="checkbox"/> 63B	Side Marker LED—Red/Blue—requires option 60A	\$273
<input type="checkbox"/> 63L	Rear Quarter Glass Side Marker Lights—Red/Blue	\$541
<input type="checkbox"/> 87R	Rearview Camera—Includes Electrochromic Rearview Mirror <b>(replaces standard camera in center stack area)</b>	N/C
<input type="checkbox"/> 19V	Rear Camera-On-Demand	\$217
<input type="checkbox"/> 76P	Pre-Collision Assist w/ Pedestrian Detection <b>(N/A w/ 96W)</b>	\$136
<input type="checkbox"/> 68B	Police Perimeter Alert	\$641
<input type="checkbox"/> 68G	Rear Door Handles Inoperable/Locks Inoperable	\$71
<input type="checkbox"/> 52P	Hidden Door Lock Plunger w/ Rear Door Handles Inoperable	\$150
<input type="checkbox"/> 16C	1 <sup>st</sup> & 2 <sup>nd</sup> Row Carpet Floor Covering <b>(includes mats)</b>	\$118
<input type="checkbox"/> 18D	Global Lock/Unlock <b>(Disables Auto Lock on Rear Hatch)</b>	\$24
<input type="checkbox"/> 87P	Power Passenger Seat (8-Way) w/ manual recline/lumbar	\$306
<input type="checkbox"/> 85D	Front Console Plate Delete	N/C
<input type="checkbox"/> 85R	Rear Console Plate	\$42
<input type="checkbox"/> 90D	Ballistic Door Panels—Level III Driver Front Only	\$1,506
<input type="checkbox"/> 90E	Ballistic Door Panels—Level III Driver/Passenger Front	\$3,012
<input type="checkbox"/> 90F	Ballistic Door Panels—Level IV Driver Front Only	\$2,294
<input type="checkbox"/> 90G	Ballistic Door Panels—Level IV Driver/Passenger Front	\$4,588
<input type="checkbox"/> 96W	Front Interior Windshield Warning Lights	\$1,087
<input type="checkbox"/> 96T	Rear Spoiler Traffic Light <b>(requires 60A)</b>	\$1,405
<input type="checkbox"/> 55B	BLIS Blind Spot Monitoring <b>(includes manual heated mirrors)</b>	\$512
<input type="checkbox"/> 52T	Class III Trailer Tow Light Wiring Package	\$76
<input type="checkbox"/> 549	Mirrors—Heated Side view	\$56

<input type="checkbox"/>	593	Perimeter Anti-Theft Alarm— <b>(Requires Keyless 55F)</b>	\$112
<input type="checkbox"/>	55F	Keyless Entry—4 Fobs	\$320
<input type="checkbox"/>	43A	Rear Auxiliary Lights	\$371
<input type="checkbox"/>	47E	12.1" Screen	\$2,580
<input type="checkbox"/>	61B	OBD-II Split Connector	\$52
<input type="checkbox"/>	68E	Noise Suppression Kit	\$183
<input type="checkbox"/>	76D	Deflector Plate	\$315

<input type="checkbox"/>	76R	Reverse Sensing	\$261
<input type="checkbox"/>		Keyed Alike Code _____ <b>Please Specify Current Keyed Alike Code</b>	\$47
<input type="checkbox"/>	65L	18" 5 Spoke Full Face Wheel Covers w/ Metal Clips	\$56
<input type="checkbox"/>	64E	18" Painted Aluminum Wheels	\$451
<input type="checkbox"/>	17A	Aux Air Conditioning	\$573
<input type="checkbox"/>	16D	Badge Delete	N/C
<input type="checkbox"/>	63V	Cargo Storage Vault—(lockable/ideal for contraband/small arms)	\$230
<input type="checkbox"/>	60R	Noise Suppression Bonds (Ground Straps)	\$94
<input type="checkbox"/>	18X	100 Watt Siren/Speaker (includes bracket & pigtail)	\$296
<input type="checkbox"/>	47A	Engine Idle Control	\$385
<input type="checkbox"/>		Rustproofing ( <b>Sound shield N/A</b> )	\$395
<input type="checkbox"/>		4 Corner LED Strobes (aftermarket using 86T)	\$895
<input type="checkbox"/>		CD-ROM Service Manual	\$325
<input type="checkbox"/>		<b>Delivery Greater than 50 Miles of Dealership</b>	\$150
<input type="checkbox"/>		License & Title—Municipal _____ Municipal Police _____	\$203
<input type="checkbox"/>		License & Title—Passenger Plates	\$221
<input type="checkbox"/>		Dealership Handled License Plate Transfer	\$95
<input type="checkbox"/>		Manufacturer's Statement of Origin (MSO) / <b>Customer completes their own license &amp; title work for the municipality.</b>	N/C

<input type="checkbox"/>		ESP Extended Warranty Extra Care 5 Year/100,000 Miles	\$1,940
<input type="checkbox"/>		ESP Extended Warranty Base Care 3 Year/100,000 Miles	\$1,710
<input type="checkbox"/>		ESP Extended Warranty Powertrain 6 Year/100,000 Miles	\$1,795
<input type="checkbox"/>		ESP Extended Warranty Base Care 6 Year/100,000 Miles	\$1,850

<input type="checkbox"/>	67V	<b>Police Wire Harness Connector Kit</b> —Front/Rear <b>Front</b> —2 male 4-pin connectors for siren, 5 female 4-pin connectors for lighting/siren/speaker, 4-pin IP connector for speakers, 4-pin IP connector for siren controller connectivity, 8-pin sealed connector, & 14-pin IP connector <b>Rear</b> — 2 male 4-pin connectors for siren, 5 female 4-pin connectors for lighting/siren/speaker, 4-pin IP connector for speakers, 4-pin IP connector for siren controller connectivity, 8-pin sealed connector, & 14-pin IP connector	\$174
<input type="checkbox"/>	66A	<b>Front Headlamp Lighting Solution</b> —Includes Base LED low beam/halogen high beam w/ wig-wag function, 2 white LED side warning lights, wiring, LED lights included, controller <b>not</b> included ( <b>N/A w/ 67H</b> ) Recommend using 67G or 67U	\$850
<input type="checkbox"/>	65U	<b>Police Interior Upgrade Package</b> —1 <sup>st</sup> & 2 <sup>nd</sup> row carpet floor covering, rear cloth seats, center floor console less shifter—include console. Deletes standard console mounting plate. SYNC 3 (Enhanced Voice Recognition Communications and Entertainment System), 4.2 Color LCD Screen Center Stack, Applink, & 911 Assist ( <b>N/A w/ 67G, 67H, 67U</b> )	\$367

<input type="checkbox"/> 66C	<b>Rear Lighting Solution</b> —Includes two backlit flashing LED lights (mounted to inside lift gate glass), two lift gate flashing LED lights <b>(N/A w/ 67H)</b>	\$428
<input type="checkbox"/> 66B	<b>Tail Lamp Lighting Solution</b> —Recommend using Ultimate Wiring Package (67U). Includes LED lights plus (2) rear integrated hemispheric light head white LED side warning lights in tail lamps. LED lights only. Wiring and controller not included.	\$405
<input type="checkbox"/> 86T	<b>Tail lamp Housing Only</b> —Includes pre-existing holes with standard twist lock sealed capability, does <b>not</b> include LED lights <b>(N/A w/ 66B, 67H)</b>	\$58
<input type="checkbox"/> 67U	<b>Ultimate Wiring Package</b> —Includes rear console mounting plate (85R)—contours through 2 <sup>nd</sup> row, channel for wiring, pre-wiring for grille LED lights, siren & speaker, wiring harness I/P to rear (overlay), 2 light cables—supports up to 6 LED lights (engine compartment/grille), 2 50 amp battery & ground circuits in RH rear quarter, 1 10 amp siren/speaker circuit engine cargo area, rear hatch/cargo area wiring—supports up to 6 rear LED lights <b>(N/A w/ 65U, 67G, 67H)</b>	\$526
<input type="checkbox"/> 67H	<b>Ready for the Road—All-in Complete Package—Includes Police Interceptor Packages 66A, 66B, 66C plus—</b> <ul style="list-style-type: none"> <li>• Whelen Cencom Light Controller</li> <li>• Whelen Concom Relay Center/Siren Amp w/ Traffic Advisor</li> <li>• Light Controller/Relay Cencom Wiring</li> <li>• Grille LED Lights</li> <li>• 100 Watt Siren/Speaker</li> <li>• 9 I/O Digital Serial Cable (console to cargo)</li> <li>• Hidden Door Lock Plunger &amp; Read Door Handles Inoperable</li> <li>• Rear Console Mounting Plate</li> </ul> <b>(N/A w/ 66A, 66B, 66C, 67G, 67U, 65U)</b>	\$3,415

<input type="checkbox"/> BU	Medium Brown Metallic	N/C
<input type="checkbox"/> E3	Arizona Beige Metallic Clear coat	N/C
<input type="checkbox"/> E4	Vermillion Red	N/C
<input type="checkbox"/> FT	Blue Metallic	N/C
<input type="checkbox"/> HG	Smokestone Metallic	N/C
<input type="checkbox"/> J1	Kodiak Brown Metallic	N/C
<input type="checkbox"/> JL	Dark Toreador Red Metallic	N/C
<input type="checkbox"/> JS	Iconic Silver Metallic	N/C
<input type="checkbox"/> M7	Carbonized Gray	N/C
<input type="checkbox"/> LK	Dark Blue	N/C
<input type="checkbox"/> LM	Royal Blue	N/C
<input type="checkbox"/> LN	Light Blue Metallic	N/C
<input type="checkbox"/> TN	Silver Grey Metallic	N/C
<input type="checkbox"/> UJ	Sterling Grey Metallic	N/C
<input type="checkbox"/> UM	Agate Black	N/C
<input type="checkbox"/> YG	Medium Titanium Metallic	N/C
<input type="checkbox"/> YZ	Oxford White	N/C

<input type="checkbox"/>	Charcoal Black w/ Vinyl Rear	N/C
<input type="checkbox"/>	Charcoal Black w/ Cloth Rear	\$58



**Please complete the following in its entirety.**

**Title Information:**

---



---

**Contact Name:**

---

**Phone Number:**

---

**Purchase Order Number:**

---

**Ford FIN Code:**

---

**Tax Exempt Number:**

---

**Total Number of Units:**

---

**Total Dollar Amount:**

---

**Delivery Address:**

---



---



---




---



---

**Orders require an original signed purchase order & tax exempt letter.  
Scheduled Orders Cannot be canceled**

Currie Motors Commercial Center  
10125 W. Laraway Road  
Frankfort, IL 60423  
(815) 464-9200  
Kristen De La Riva [fleetcurrie@gmail.com](mailto:fleetcurrie@gmail.com)  
Tom Sullivan [curriefleet@gmail.com](mailto:curriefleet@gmail.com)



October 29, 2020

Illinois Government Agency

We have figured the following vehicle for your consideration.

**1-New 2020 Ford Police Responder F150 Crew Cab 4x4 ILLINOIS CONTRACT #4018488**

The Only **Pursuit Rated** Truck Available Illinois Government Price \$36,890.00

AVAILABLE OPTIONS:

Driver's Side LED Spotlight	Add \$420.00	Super LED Fog Lights	Add \$480.00
Running Boards	Included	Extra Key WITH Remote	Add \$180.00
Rear Defrost/Dark Tint Glass	Included	Trailer Brake Controller	Add \$270.00
Reverse Sensing System	Included	Driver Side Bed Step	Add \$360.00
Power Heated Mirrors	Included	Spray in Bed Liner	Add \$620.00
Includes- Turn Signal, Auto Dim LED Side Lights Rear Defrost/Tint		Daytime Running Lights	Add \$45.00
New IL. M, MP or Sheriff Plates	Add \$225.00	Weather Guard Toll Box	Add \$870.00
Includes New Title and Filing with SOS		Molded Splash Guards	Add \$290.00

Available Colors: White, Black, Magnetic, Silver, and Gray. Complete vehicle up-fitting available.

We are a distributor for Whelen, Setina, Lund, Havis, Pro-gard, Blac-Rac, CTech, Decker and many more.

Units are in stock\* at the time of this quote and are available first come first serve. Additional options can be added as required. Any and all trade in vehicles are welcome regardless of miles or condition. Let me know if you have any questions.

Thank you,

Richie Morrow Wellenkamp  
Government Sales Manager  
Morrow Brothers Ford, Inc.



## 2021 Ford Transit Full Sized Van

Contract# 150



### Currie Motors Fleet

Nice People to do Business with

Visit our new website

[www.curriecommercial.com](http://www.curriecommercial.com)

Order Cut Off TBD

Contract #150



**Currie Motors Frankfort  
SPC Contract Winner  
Contract #150**

**2021 Ford Transit Full Sized Van**

**Standard Package: \$23,200.00**

3 Year 36,000 Mile Limited Bumper to Bumper  
Warranty 5 Year 60,000 Power-train Warranty

Alternator – 250-amp  
Auxiliary Fuel Port  
Single Battery – 70 amp-hours (Gas Only)  
Brakes – 4-wheel ABS w/ Improved Pads  
Fuel Tank – Capless fuel fill, 25 U.S. gallons  
Horn – Single-note electric  
Steering – EPAS Power Assist  
Front MacPherson-strut, stabilizer bar  
Rear Leaf springs, heavy-duty gas shock absorbers  
235/65R16 BSW all-season (SRW)  
195/75R16 BSW all-season (DRW)  
Wheels – 16” steel  
FordPass Connect 4G Wi-Fi Modem  
Full-size spare tire & wheel  
Front Bumper – Carbon Black w/ lower valence  
Rear Bumper– Carbon Black  
Body Side Moldings – Carbon Black  
Sliding passenger-side Door  
Honey-Comb Mesh Grill  
Halogen head lamps with Black Trim  
Roof Marker Lamps – Included on dual rear-wheel models  
Center High Mount Stop Lamp (CHMSL)  
Short-Arm Dual Power Mirrors  
Tinted Glass  
Variable Windshield Wipers  
Air conditioning - Front only  
Antenna – fender mounted  
AM/FM stereo, Bluetooth, Dual USB ports,  
4’MFD 2 Front Speakers  
Auto locking Drive Away w/ Crash Unlocking  
Power Equipment Group with Remote Keyless-Entry  
Front Vinyl Floor Covering  
Glove Box-Locking

Instrumentation - Tachometer, fuel level and coolant temperature  
Inside Rearview Mirror (Included with Rear Glass opt.)  
Front Dome Lamp with Map Lights and Theater Dim  
Accessory Delay – 30 minutes  
Power-point 12V, in instrument panel and center console  
Driver and front-passenger manual reclining Vinyl bucket seats with adjustable headrest.  
Tilt & Telescoping steering wheel  
Step well pads – black plastic  
Sun visor-Vinyl Trim.  
Trim - Passenger A-Pillar Grab Handle  
Headliner -front only  
Electric Parking Brake (SRW only)  
Driver and Passenger Airbags  
Passenger-side airbag cut-off switch Side Airbags Safety  
Canopy Side-Curtain air bags  
AdvanceTrac® w/Roll Stability Control™ (RSC®)  
Forward Collision Warning  
Post CollisionBraking  
Pre-Collision Assist with AEB  
Lane-Keeping System  
Tire Pressure Monitoring System (TPMS).  
Hill Launch Assist  
Safety belts – 3-point, all positions  
SOS Post Crash Alert  
Rear view camera with Trailer Assist  
3.5L PFDi V-6 Motor  
10-Speed Automatic Overdrive with Select Shift  
Rear Cargo LED Lamp  
Rear Door Cargo Lock Cylinder  
Rear Cargo Door Exit Handle

Contract #150



**LOW ROOF (83.6) VAN:**

**Transit-150 (GVWR: Van 8,600)**

<input type="checkbox"/>	E1Y	Regular Wheelbase: Sliding Passenger-Side Cargo-Door 130"	\$ 23,200.00
<input type="checkbox"/>	E1Y	Long Wheelbase: Sliding Passenger-Side Cargo-Door 148"	\$ 24,342.00
<input type="checkbox"/>	E2Y	Regular Wheelbase: Sliding Passenger-Side Cargo-Door 130"-AWD	\$ 29,195.00
<input type="checkbox"/>	E2Y	Long Wheelbase: Sliding Passenger-Side Cargo-Door 148"-AWD	\$ 30,337.00

**Transit-250 (GVWR: 9,000)**

<input type="checkbox"/>	R1Y	Regular Wheelbase: Sliding Passenger-Side Cargo-Door 130"	\$ 24,579.00
<input type="checkbox"/>	R1Y	Long Wheelbase: Sliding Passenger-Side Cargo-Door 148"	\$ 25,429.00
<input type="checkbox"/>	R2Y	Regular Wheelbase: Sliding Passenger-Side Cargo-Door 130"-AWD	\$ 30,574.00
<input type="checkbox"/>	R2Y	Long Wheelbase: Sliding Passenger-Side Cargo-Door 148"-AWD	\$ 31,424.00

**Transit-350 (GVWR: Van 9,500)**

<input type="checkbox"/>	W1Y	Regular Wheelbase: Sliding Passenger-Side Cargo-Door 130"	\$ 26,032.00
<input type="checkbox"/>	W1Y	Long Wheelbase: Sliding Passenger-Side Cargo-Door 148"	\$ 27,174.00
<input type="checkbox"/>	W2Y	Regular Wheelbase: Sliding Passenger-Side Cargo-Door 130"-AWD	\$ 32,027.00
<input type="checkbox"/>	W2Y	Long Wheelbase: Sliding Passenger-Side Cargo-Door 148"-AWD	\$ 33,169.00

**MEDIUM ROOF (100.8) VAN:**

**Transit-150 (GVWR: Van 8,600)**

<input type="checkbox"/>	E1C	Regular Wheelbase: Sliding Passenger-Side Cargo-Door 130"	\$ 26,507.00
<input type="checkbox"/>	E1C	Long Wheelbase: Sliding Passenger-Side Cargo-Door 148"	\$ 27,985.00
<input type="checkbox"/>	E2C	Regular Wheelbase: Sliding Passenger-Side Cargo-Door 130"-AWD	\$ 32,502.00
<input type="checkbox"/>	E2C	Long Wheelbase: Sliding Passenger-Side Cargo-Door 148" -AWD	\$ 33,980.00

**Transit-250 (GVWR: 9,000)**

<input type="checkbox"/>	R1C	Regular Wheelbase: Sliding Passenger-Side Cargo-Door 130"	\$ 27,232.00
<input type="checkbox"/>	R1C	Long Wheelbase: Sliding Passenger-Side Cargo-Door 148"	\$ 28,711.00
<input type="checkbox"/>	R2C	Regular Wheelbase: Sliding Passenger-Side Cargo-Door 130"-AWD	\$ 33,227.00
<input type="checkbox"/>	R2C	Long Wheelbase: Sliding Passenger-Side Cargo-Door 148" -AWD	\$ 34,706.00

**Transit-350 (GVWR: Van 9,500)**

<input type="checkbox"/>	W9C	Regular Wheelbase: Sliding Passenger-Side Cargo-Door 130"	\$ 28,757.00
<input type="checkbox"/>	W9C	Long Wheelbase: Sliding Passenger-Side Cargo-Door 148"	\$ 29,899.00
<input type="checkbox"/>	W2C	Regular Wheelbase: Sliding Passenger-Side Cargo-Door 130"-AWD	\$34,752.00
<input type="checkbox"/>	W2C	Long Wheelbase: Sliding Passenger-Side Cargo-Door 148" -AWD	\$35,894.00



**HIGH ROOF (110.1) VAN:**

**Transit-250 (GVWR: 9,000)**

	R1X	Long Wheelbase: Sliding Passenger-Side Cargo-Door 148"	\$ 30,342.00
	R2X	Long Wheelbase: Sliding Passenger-Side Cargo-Door 148"- <b>AWD</b>	\$ 36,337.00
	R3X	Long Wheelbase Extended-Length: Sliding Pass-Side Cargo-Door 148"EL	\$ 31,473.00
	R3U	Long Wheelbase Extended-Length: Sliding Pass-Side Cargo-Door 148"EL- <b>AWD</b>	\$ 37,468.00

**Transit-350 (GVWR: Van 9,500/9,250 w/ Diesel)**

	W1X	Long Wheelbase: Sliding Passenger-Side Cargo-Door 148"	\$ 31,530.00
	W2X	Long Wheelbase: Sliding Pass-Side Cargo-Door 148"- <b>AWD</b>	\$ 37,525.00
	W3X	Long Wheelbase Extended-Length: Sliding Pass-Side Cargo-Door 148"EL	\$ 32,661.00
	W3U	Long Wheelbase Extended-Length: Sliding Pass-Side Cargo-Door 148"EL- <b>AWD</b>	\$ 38,656.00

**Transit-350 HD DRW (GVWR: F4X/F4U 9950#- S4X/S4U 10,360#)**

	F4X	Long Wheelbase Extended-Length: Sliding Pass-Side Cargo-Door 148"EL	\$ 34,544.00
	F4U	Long Wheelbase Extended-Length: Sliding Pass-Side Cargo-Door 148"EL- <b>AWD</b>	\$ 40,539.00
	S4X	Long Wheelbase Extended-Length: Sliding Pass-Side Cargo-Door 148"EL	\$ 34,849.00
	S4U	Long Wheelbase Extended-Length: Sliding Pass-Side Cargo-Door 148"EL- <b>AWD</b>	\$ 40,844.00

Contract #150



**POWERTRAIN/FUNCTIONAL**

<input type="checkbox"/>			
<input type="checkbox"/>	99G	3.5L Eco Boost V-6	\$ 1616.00
<input type="checkbox"/>	98F	E-85 Flex-Fuel Capable. N/A with 3.5 V6	\$ 139.00
<input type="checkbox"/>	63C	Dual Alternator (250 amps each)	\$ 769.00
<input type="checkbox"/>	63E	Dual Heavy Duty Battery-70 amp-hours Glass Mat, N/A With 3.5L Eco Boost	\$ 269.00
<input type="checkbox"/>	63X	Battery – Single Absorbed Glass Mat. Optional on Gas Engine.	\$ 114.00
<input type="checkbox"/>	655	Extended Range Fuel Tanks-31 U.S. gallons (mid-ship) N/A with Regular Length	\$ 260.00
<input type="checkbox"/>	41H	Engine Block Heater - 400W Rating	\$ 68.00
<input type="checkbox"/>	57A	Start/Stop Switch Delete-N/A With 3.5L PFDI Motor	\$ N/C
<input type="checkbox"/>	55A	Upfitter Module	\$ 232.00
<input type="checkbox"/>	53K	Modified Vehicle Wiring System –Requires Dual Batteries and HD Alternator	\$ 68.00
<input type="checkbox"/>	61C	Vehicle Maintenance Monitor	\$ 41.00
<input type="checkbox"/>	55B	Smart Acceleration Truncation	\$ 173.00
<input type="checkbox"/>	52M	Speed Limitation – 65-mph governed top speed. Fleet only.	\$ 72.00
<input type="checkbox"/>	52H	Speed Limitation – 70-mph governed top speed. Fleet only.	\$ 72.00
<input type="checkbox"/>	52N	Speed Limitation – 75-mph governed top speed. Fleet only.	\$ 72.00
<input type="checkbox"/>	53D	Tow/Haul Mode with Trailer Wiring Provisions	\$ 269.00
<input type="checkbox"/>	67D	Trailer Brake Controller-Requires Cruise Control and HD Trailer Tow or Tow/Haul Mode	\$ 368.00
<input type="checkbox"/>	85D	Horn-Dual Note	\$ 19.00
<input type="checkbox"/>		Locking Differential	\$ 296.00
<input type="checkbox"/>	68B	Remote Start	\$ 451.00
<input type="checkbox"/>	94B	Enhanced Active Park Assist-not available with extended length configurations	\$ 815.00

**EXTERIOR OPTIONS**

<input type="checkbox"/>	59A	60/40 Hinged Passenger-side Door (Low Roof)	\$ N/C
<input type="checkbox"/>	18P	253 Degree Rear Door Opening- Long and Extended Wheelbase only	\$ 69.00
<input type="checkbox"/>	942	Daytime Running Lamps (Fleet only)	\$ 41.00
<input type="checkbox"/>	43R	Reverse Sensing System	\$ 269.00
<input type="checkbox"/>	545	Short Arm Mirror – Power, Manual-Folding Heated with Turn Signals N/A with BLIS	\$ 146.00
<input type="checkbox"/>	543	Long Arm Mirror – Power Non Telescopic N/A with BLIS	\$ 59.00
<input type="checkbox"/>	544	Long Arm Mirror - Power Heated Non Telescopic with Turn Signals.	\$ 201.00
<input type="checkbox"/>	65A	Blind Spot Information System (BLIS) with Cross Traffic Alert and Trailer Coverage	\$ 542.00
<input type="checkbox"/>	43E	Rear Bumper-Carbon Black with step (Low Roof)	\$ N/C
<input type="checkbox"/>	68J	Extended Length Running Boards Not available with Dual Sliding Cargo-Doors -Diesel Motor	\$ 596.00
<input type="checkbox"/>	68H	Running Board. Not available with Dual Sliding Side Cargo-Doors (Curbside Door Location)	\$ 282.00
<input type="checkbox"/>	64H	16” Steel with Full Wheel Cover (SRW).	\$ 32.00
<input type="checkbox"/>	65C	Power Sliding Side Door-Mid and High Roof Only	\$ 906.00
<input type="checkbox"/>	51A	Delete full-size spare tire & wheel. Optional on Extended-length only.	\$ (107.00)

Contract #150



<input type="checkbox"/>	59D	Perimeter Anti- Theft	\$ 141.00
<input type="checkbox"/>	91B	Auto Lamp-Includes Wiper Activated Headlamps	\$ 32.00
<input type="checkbox"/>	53G	Body Color Bumper	\$ 228.00
<input type="checkbox"/>	52C	Keyless-Entry Pad.	\$ 87.00
<input type="checkbox"/>	43B	Back Up Alarm.	\$ 114.00
<input type="checkbox"/>	55D	Front Fog Lamps	\$ 95.00

### INTERIOR OPTIONS

<input type="checkbox"/>	16E	Floor covering - Vinyl, front and rear. Incl. in Interior Upgrade Pkg. and Load Area Protection Package. Not available with Front/Rear Aux A/C and Heater (57G) on Van. Wheel Well Cover and Rear/Side Scuff Plates are included as part of the rear vinyl floor covering.	\$ 223.00
<input type="checkbox"/>	96C	Interior Upgrade Package- Full-Height Polypropylene Cargo Area Panels Vinyl, Front and Rear (16E) Short- Arm Power, Manual-Folding Mirrors (541) when BLIS with Cross-traffic Alert and Trailer Coverage (65A) is not selected Vinyl Sun visor with Illuminated Vanity Mirror (Driver and Passenger) (85C) Dark Palazzo Gray Cloth, 2-way manual Driver and 2-way manual Passenger (21L) Cruise Control (60C) Not Available with Rear A/C or Front/Rear Mat or HD Cargo Flooring	\$ 1306.00
<input type="checkbox"/>	85C	Vinyl Sun Visors with Illuminated Vanity Mirror (Driver and Passenger) Included and only available with Audio Packs #21 (58X), #22 (58Y), #28 (584) on Low Roof Vans	\$ 68.00
<input type="checkbox"/>	86F	Keys: 2 additional (4 total) with FOBs	\$ 68.00
<input type="checkbox"/>	67E	Large Center Console-Includes and Integrated shifter , a Dual Cup holder and additional Storage area	\$ 178.00
<input type="checkbox"/>	62B	MyKey® – Requires PATS (66P) and Cruise Control (60C). Includes Level 1 Instrument Cluster. Not available with speed limiting options, AM/FM radio (Audio Packs 16, 17, 18), radio delete or radio prep or FCSD remote start.	\$ 4.00
<input type="checkbox"/>	90C	Power Inverter – 12V to 110V. Requires Dual Heavy-Duty Batteries (63E).	\$ 91.00
<input type="checkbox"/>	60B	Heavy-Duty Cargo Flooring. Includes Heavy- Duty Rear Scuff Plate Kit. Not available with Dual Rear Wheels or Front/Rear Aux A/C	\$ 815.00
<input type="checkbox"/>	67C	Up fitter Package- <i>Includes:</i> <ul style="list-style-type: none"> <li>● High Capacity Up fitter Switches</li> <li>● Large Center Console (67E)</li> <li>● Auxiliary Fuse Panel with High Spec Interface Connector (87E)</li> <li>● Dual AGM Batteries (63E)</li> <li>● Modified Vehicle Wiring System (53K)</li> </ul>	\$ 555.00
<input type="checkbox"/>	66C	D-Pillar Assist Handles.	\$ 55.00
<input type="checkbox"/>	57G	Front/Rear Aux A/C and Heater (Driver controlled). Not Available with Vinyl or HD Flooring. Heat is distributed from rear of front passenger seat. A/C is distributed from the rear of van	\$ 783.00
<input type="checkbox"/>	62C	Aux Heat/A/C Prep Package	\$ 91.00
<input type="checkbox"/>	94B	Enhance Active Park Assist	\$ 815.00
<input type="checkbox"/>	66D	Front Shelf- Not Available on Low Roof	\$ 69.00

Contract #150



<input type="checkbox"/> 58V	AM/FM stereo, Blue Tooth, Audio input jack, Dual USB ports, SYNC 3 and 4" multi-function touch screen	\$ 255.00
<input type="checkbox"/> 58Y	AM/FM stereo, audio input jack, 8" MFD, Message Center, SYNC3, HD, and Sirius XM Radio	\$ 592.00
<input type="checkbox"/> 584	AM/FM stereo, SYNC® 3 with Navigation, 8" color multi-function display, HD , Sirius XM® Satellite Radio, and Lane Departure Warning	\$ 1111.00
<input type="checkbox"/> 60D	Adaptive Cruise Control-keeps consistent speed without having to work the brake or accelerator pedal. Also maintains driver-inputted preset distances between vehicles ahead	\$ 687.00
<input type="checkbox"/> 60C	Cruise Control includes Adjustable Speed Limiting Device	\$ 296.00

**Front-Seating**

<input type="checkbox"/> 21G	Dark Palazzo Gray Vinyl	STD
<input type="checkbox"/> 21L	Dark Palazzo Gray Cloth	\$ 56.00
<input type="checkbox"/> 21M	Ebony Cloth	\$ 56.00
<input type="checkbox"/> 21Q	Dark Palazzo Gray Cloth, 10-way power driver and 10-way power passenger seats	\$ 901.00
<input type="checkbox"/> 21R	Ebony Cloth, 10-way power driver and 10-way power passenger seats	\$ 901.00
<input type="checkbox"/> 21S	Ebony Leather, 10-way power drivers and 10-way power passenger seats	\$ 1056.00

Contract #150



**Windows/Glass**

<input type="checkbox"/>	17A	Fixed rear-door glass	\$ 228.00
<input type="checkbox"/>	17B	Fixed rear-door glass and fixed passenger-side cargo-door glass	\$ 387.00
<input type="checkbox"/>	17D	Fixed Rear-Door Glass and Fixed Driver and Passenger Side Cargo-Door Glass. Requires Dual Sliding Side Cargo-Doors	\$ 345.00
<input type="checkbox"/>	17F	Windows-All-Around, fixed. Not available with Dual Sliding Side Cargo-Doors.	\$ 569.00
<input type="checkbox"/>	92A	High Strength Laminated Glass-Available with Windows All Around on Medium/High Roof Long Length Cargo Van.	\$ 1033.00
<input type="checkbox"/>	57N	Rear-Window Defogger. Included with Rear Glass Options	\$ N/C
<input type="checkbox"/>	92E	Privacy Glass	\$ 501.00

**PACKAGED OPTIONS**

<input type="checkbox"/>	18D	<b>Exterior Upgrade Package</b> Chrome Headlamp Trim, Chrome Grille and Grille Surround, 16" Steel Wheel (Black E-coat) on SRW Models, 16" Steel Wheel on DRW Models, Full Wheel Covers (SRW Only)	\$ 328.00
<input type="checkbox"/>	96D	<b>Load Area Protection Package (Full Heights)</b> Vinyl, Front and Rear flooring- includes complete rear Polypropylene Panels on Side Walls and doors. Not Available with Rear A/C or Interior Upgrade PKG.	RWB: 360.00 LWB: 442.00 EL: 523.00
<input type="checkbox"/>	53B	<b>Heavy Duty Trailer Tow Package</b> Trailer Wiring Provisions, 4-Pin/7-Pin Connector, Electric Brake Controller Tap-in Capability, Relay system for backup/B+/running lights, Frame mounted hitch receiver, Tow/Haul Mode	\$ 442.00

**Extended Warranties**

<input type="checkbox"/>	3 Year 100,000 Powertrain Care	\$ 895.00
<input type="checkbox"/>	3 Year 100,000 Base Care	\$ 1,495.00

**Additional Options**

<input type="checkbox"/>	4-corner LED Strobes	\$ 895.00
<input type="checkbox"/>	Service Manual (CD Rom)	\$ 385.00
<input type="checkbox"/>	Delivery greater than 50 miles of dealership	\$ 185.00
<input type="checkbox"/>	Adrian racks & bins- Base Adrian Package –contact us for other available options	\$ 3195.00
<input type="checkbox"/>	M-Plates & Title (Shipped)	\$ 203.00
<input type="checkbox"/>		

Contract #150



**COLOR & TRIM AVAILABILITY**

**Interior Color**

<input type="checkbox"/>	Dark Palazzo Gray Vinyl	21G
<input type="checkbox"/>	Dark Palazzo Gray Cloth	21L
<input type="checkbox"/>	Ebony Cloth	21M
<input type="checkbox"/>	Ebony Leather	21S

**Exterior Color Code**

<input type="checkbox"/>	School Bus Yellow BY	N/C
<input type="checkbox"/>	Race Red PQ	N/C
<input type="checkbox"/>	Oxford White YZ	N/C
<input type="checkbox"/>	Agate Black Metallic - UM	\$ 182.00
<input type="checkbox"/>	Kapoor Red-AW	\$ 182.00
<input type="checkbox"/>	Avalanche Gray-DR	\$ 182.00
<input type="checkbox"/>	Abyss Gray-ME	\$ 182.00
<input type="checkbox"/>	Blue Jeans Metallic - N1	\$ 182.00
<input type="checkbox"/>	Ingot Silver Metallic - UX	\$ 182.00
<input type="checkbox"/>	Carbonized-M7	\$ 182.00

Contract #150



Title Name \_\_\_\_\_

Title Address \_\_\_\_\_

Title City \_\_\_\_\_

Title Zip Code \_\_\_\_\_

Contact Name \_\_\_\_\_

Phone Number \_\_\_\_\_

P.O. Number \_\_\_\_\_

Fleet Identification Number \_\_\_\_\_

Tax Exempt Number \_\_\_\_\_

Total Dollar Amount \_\_\_\_\_

Total Number of Units \_\_\_\_\_

Delivery Address \_\_\_\_\_

\_\_\_\_\_

**\*Orders Require Signed Original Purchase Order and Tax Exempt Letter Submitted to:**

*Currie Motors Fleet  
 10125W Laraway  
 Frankfort, IL 60423  
 PHONE: (815)464-9200  
 Tom Sullivan [Curriefleet@gmail.com](mailto:Curriefleet@gmail.com)  
 Kristen De La Riva [Fleetcurrie@gmail.com](mailto:Fleetcurrie@gmail.com)*

**\*Fleet Status is accessible by registering at [www.fleet.ford.com](http://www.fleet.ford.com).  
 Please provide FIN Code at time of order for you to track your order status. Title Corrections will be Billed Appropriate Assessed Fees by the Sec. of State.\*Vehicles are ordered and built as indicated on this tab sheet only. No other forms will utilized to process orders.**

**Contract #150**



# MAVRON, INC.

152 S Zimmer Rd  
Warsaw IN 46580-2369  
Sales Rep: Terri Lambright  
Phone No: 800-551-1498  
Email: terri@mavron.com

# Quotation

Quote #13957

### Bill To

CUS10304  
Kane County Sheriff Dept  
37W755 Il Route 38 Ste A  
Saint Charles IL 60175-7557

### Ship To

### End Customer

CUS10304 Kane County

### Contact

Gary Harrison  
(630) 208-2068  
harrisongary@co.kane.il.us

**TOTAL \$15,382.00**

Create Date: 7/20/2020  
Expires: 1/16/2021

Project	Production timeline	Shipping Method	Terms
NEW PTB-248-10	180 Days Receipt of Chassis & Signed Customer Pickup Quote		Net 30

Qty	Item	Description	Rate	Amount
1	3M22002	PTB-248-10 - 48"H x 10'L Two Compartment Bolt-Together (12) Person Prisoner Insert Includes: Viewing Window/Emergency Exit, Recessed Compartment Lighting, Ducting for Ventilation into Each Compartment, Fold-Up Rear Steps, Prisoner Hand Holds, Non-Skid Seat Strips, Seat Belts  * For Installation into Ford Transit 250/350 Low Roof 148" WB Cargo Van ** PLEASE ORDER YOUR NEW FORD VAN WITH "Prep Pkg" Ford Code 62C.	\$12,667.00	\$12,667.00
1	OPTION-3M34015	Auxiliary Heat/AC (935) - Installed  OPTIONAL ITEMS: - Privacy Curtain \$ 112.00 - Spray Foam Insulation, Trim, Sealed, Carpeted Cab Wall, Exhaust Blower & Roof Vent Package \$ 2,848.00	\$2,715.00	\$2,715.00
1	Customer Pickup	Customer Pickup	\$0.00	\$0.00

Please call to discuss Vehicle Specifications *prior* to ordering your new vehicle

**APPROVAL**

Customer Name Print \_\_\_\_\_

Customer Signature \_\_\_\_\_

Purchase Order No. \_\_\_\_\_

<b>Subtotal</b>	\$15,382.00
<b>Tax (0%)</b>	\$0.00
<b>Total</b>	\$15,382.00



13957

option

1 of 1



# Kane County Sheriff's Office

## Purchase Order

Date: 2-14-21

TAX EXEMPT NUMBER: E 9996-0850-05

\*\*\*ONLY ONE VENDOR PER REQUISITION FORM\*\*\*

QTY	Description	UNIT COST	TOTAL	Purchase Order #:
5	Getac S410G Basic i5 with 256GB	2300	11,500	
5	Getac 5 year bumper to bumper warranty	990	4950	
				Requestor:
				Sgt. Bruening
				Division:
				Investigations
				Vendor:
				Insight
<b>TOTALS</b>			16450	

<p><b>Purchase Justification</b></p> <p>New Laptops for the Deputies we are hiring. We currently do not have enough machines for everyone and I would also like to test the newest model to make sure that is what will work for the next round of upgrades.</p>	<p><b>Address:</b> 6820 S Harl Ave Tempe, AZ 85283</p>
	<p><b>TX#:</b> <u>800-467-4488</u></p>
<p>A/P CLERK LINE ITEM # <u>Treasury</u>      AMOUNT BUDGETED \$ _____</p>	<p><b>EMAIL:</b> _____</p>
	<p><b>Contact Person:</b> Bob Erwin</p>

SERGEANT	<input type="checkbox"/> APPROVED	<input type="checkbox"/> DENIED	SIGNED _____
LIEUTENANT	<input type="checkbox"/> APPROVED	<input type="checkbox"/> DENIED	SIGNED _____
UNDERSHERIFF	<input type="checkbox"/> APPROVED	<input type="checkbox"/> DENIED	SIGNED _____
SHERIFF	<input checked="" type="checkbox"/> APPROVED	<input type="checkbox"/> DENIED	SIGNED <u>R. Hain</u>



Kane County  
 719 S. Batavia Ave, Bldg A  
 Geneva, IL 60134

Quote Number:TBD  
 Date: 9/2/2020  
 Prepared by: Bob Erwin  
 Contract: Omnia Partners (U.S. Communities)

Description	Part Number	Total Units	Unit Cost	Ext Price
GETAC : S410G4 Basic - i5-1135G7, W/ Hello Webcam, WIN10 Pro,16G, 256GB PCIe SSD (main storage), SR (LCD +TS+Stylus), Membrane Backlit KBD, WIFI+BT+4GLTE (EM7511) w/ GPS / Glonass + Passthru, Thunderbolt 4, HDMI, RJ45, Micro SD Cd Rdr, 3YLimWty	SP27TADASCXX	1	\$ 2,300.00	\$ 2,300.00
GETAC : ( Bumper to Bumper )+ Extended Warranty- Semi-Rug Laptop (Year 1,2,3,4 & 5)	GE-SVSRNFX5Y	1	\$ 990.00	\$ 990.00
GETAC : S410G4 Basic - i5-1135G7, W/ Hello Webcam, WIN10 Pro,16G, 256GB PCIe SSD (main storage), SR (LCD +TS+Stylus), Membrane Backlit KBD, WIFI+BT+4GLTE (EM7511) w/ GPS / Glonass + Passthru, Thunderbolt 4, HDMI, RJ45, Micro SD Cd Rdr, 3YLimWty	SP27TADASCXX	1	\$ 2,300.00	\$ 2,300.00
GETAC : S410G4 Basic - i5-1135G7, Windows Hello Webcam, Win10 x64 + 16GB, 512GB PCIe SSD SR (LCD + Touchscreen + Stylus), US KBD + US PC, Membrane Backlit KBD + Fingerprint, WIFI+BT+4G LTE(EM7511) w/ GPS/Glonass+PT, 3ylw	SP27TCDATCXX	1	\$ 2,900.00	\$ 2,900.00
GETAC : S410G4 - Removable Media Bay 256GB SATA SSD w/ Canister for second storage Remark: For S410G4 Only	GSR2X5	1	\$ 350.00	\$ 350.00
	FREIGHT		\$ -	\$ -
		<b>TOTAL</b>		<b>\$ 8,840.00</b>



## RESOLUTION/ORDINANCE EXECUTIVE SUMMARY

### **Resolution: No.**

Authorizing a Contract for Street Sweeping Services for the Mill Creek SSA

**Committee Flow:** Administration Committee, Finance and Budget Committee, Executive Committee, County Board

**Contact:** Chris Allen, 6307622174

### **Budget Information:**

Was this item budgeted? Yes	Appropriation Amount:\$14,932.86
If not budgeted, explain funding source:	

### **Summary:**

Bids were solicited for Mill Creek SSA Street Sweeping Services (BID #06-021. A total of two (2) proposals were received by the 2:00 pm deadline and opened publicly on Tuesday, February 23, 2021.

It is recommended that the County Board award the contract to the lowest responsive and responsible bidder which is Lakeshore Recycling Systems.

STATE OF ILLINOIS

COUNTY OF KANE

RESOLUTION: NO.

**AUTHORIZING A CONTRACT FOR STREET SWEEPING SERVICES FOR THE MILL CREEK SSA**

WHEREAS, Bids were solicited for Mill Creek SSA Street Sweeping Services (BID #06-021). A total of two (2) proposals were received by the 2:00 pm deadline and opened publicly on Tuesday, February 23, 2021; and

WHEREAS, the lowest responsive and responsible bidder, as per bid documents and specifications, was Lakeshore Recycling Systems LLC, Clean Sweep Division of West Chicago, IL for the amount of \$7,466.43 per year or a total two-year contract sum of \$14,932.86; and

WHEREAS, this is a two (2) year contract with option to extend for three (3) additional one (1) year renewal periods, if mutually agreed upon by both parties. Kane County reserves the right to change the commencement and/or end of the contract period; and

WHEREAS, adequate funds have been budgeted and are available in the FY2021 Mill Creek SSA operating budget; and

WHEREAS, the Contract calls for the use of funds beyond the present budget year and the County of Kane acknowledges the necessity of the appropriation of such funds.

NOW, THEREFORE, BE IT RESOLVED by the Kane County Board that the Chairman is authorized to execute a contract for Mill Creek SSA Street Sweeping Services with Lakeshore Recycling Systems LLC, Clean Sweep Division, 6132 Oakton Street, Morton Grove, IL, 60053 for a total two-year bid amount of Fourteen Thousand, Nine Hundred Thirty-Two Dollars and Eighty-Six Cents (\$14,932.86).

Line Item	Line Item Description	Was Personnel/Item/Service approved in original budget or a subsequent budget revision?	Are funds currently available for this Personnel/Item/Service in the specific line item?	If funds are not currently available in the specified line item, where are the funds available?
520.690.730.52020	MC Repairs & Maint - Roads	Yes	Yes	N/A

Passed by the Kane County Board on April 13, 2021.

\_\_\_\_\_  
John A. Cunningham  
Clerk, County Board  
Kane County, Illinois

\_\_\_\_\_  
Corinne M. Pierog MA, MBA  
Chairman, County Board  
Kane County, Illinois

Vote:

21-04 MC Street Sweeps

**County of Kane  
PURCHASING DEPARTMENT  
KANE COUNTY GOVERNMENT CENTER**

719 S. Batavia Avenue, Bldg. A.  
Geneva, Illinois 60134

Telephone: (630) 232-5929  
Fax: (630) 208-5107



February 24, 2021

**PROCUREMENT SYNOPSIS**

Requesting Department:	Building Management Department
Procurement Name:	Bid 06-021 Street Sweeping Services for Mill Creek SSA
Recommended Vendor:	Lakeshore Recycling Systems
Amount of Award:	\$14,932.86

**NOTIFICATION AND RESPONSE**

Public Notices: • County of Kane's Web site • Dailey Herald

Advertising Date:	February 5, 2021	Notices sent/Plan Holders: 5/8
Bid Due Date:	February 23, 2021	Bids Received: 2

**PURPOSE**

This bid is seeking service from experienced and qualified vendors to provide street sweeping services for the Mill Creek Special Service Area in Geneva, IL for the Kane County Building Management Department. This is an all-inclusive service contract for two (2) year term which will begin on the date of contract execution by the Kane County Board and will have three (3) possible (1) year renewal periods if mutually agreed upon by both parties.

Kane County Building Management Department evaluated all bids per specifications and contract requirements and determined that Lakeshore Recycling Systems of Morton Grove, IL was the most responsive, responsible bidder for the work to be performed.

**BID TABULATION**

<b>VENDOR</b>	<b>TOTAL COST</b>
<b>Lakeshore Recycling Systems – Morton Grove, IL</b>	<b>\$14,932.86</b>
Waste Management of IL Inc – Lombard, IL	\$26,400.00

Based on cost, experience, and bid compliance, the Purchasing staff concurred with Building Management Department and recommends awarding of this contract to Lakeshore Recycling Systems of Morton Grove, IL pending the parent committee and full Kane County Board's approval.

Submitted By:  
Tim Keovongsak, CPPB  
Kane County Purchasing Department

**County of Kane  
PURCHASING DEPARTMENT  
KANE COUNTY GOVERNMENT CENTER**



719 S. Batavia Avenue, Bldg. A  
Geneva, Illinois 60134

Telephone: (630) 232-5929  
Fax: (630) 208-5107

Bid 06-021 Tabulation  
**Street Sweeping Services for Mill Creek SSA**  
Opened February 23, 2021 @ 2:00 p.m.

Vendor Information	Addendum 1 & 2 Acknowledged	Total Base Bid 2021-2022 (2 Year Term)	Option 1 2023	Option 2 2024	Option 3 2025	Signature Verified	COI	Disclosure Statements		PDF CD/Flash Drive
								1	2	
Waste Management of IL, Inc 700 E. Butterfield Rd. Lombard, IL 60148	X	\$26,400.00	\$13,662.00	\$14,141.00	\$14,636.00	X	X	X	X	X
Lakeshore Recycling Systems 6132 Oakton St. Morton Grove, IL 60143	X	\$14,932.86	\$7,802.40	\$7,919.43	\$8,038.23	X	X	X	X	X

Opening Attendees:

John Blomstrand  
Tim Keovongsak

**Contractor Disclosure Statement**

As of February 23, 2021, Lakeshore Recycling Systems LLC (LRS Holdings LLC), to the best of our knowledge, the Owners, officers or executives have not made any political campaign contributions to any Kane County elected official or county-wide elected officer in the past 12 months.

Following is a listing of all persons and entities with ownership in Lakeshore Recycling Systems that is greater than five (5) percent:

Goldman Sachs                      200 West Street, New York, NY 10282  
10.2 percent

Golf, Inc.                              6132 Oakton Street, Morton Grove, IL 60053  
34.4 percent

Lakeshore Waste Services        6132 Oakton Street, Morton Grove, IL 60053  
34.4 percent


02/23/2021



Jim Engineer  
Officer, Sales Development Representative  
Lakeshore Recycling Systems LLC  
Feb. 23, 2021

2/23/21  
Date



FAMILIAL RELATIONSHIP STATEMENT

As of today, February 23, 2021, Lakeshore Recycling Systems LLC (LRS Holdings LLC), to the best of our knowledge the Owners, Officers or Executives, do not have a familial relationship with any County Elected Official or County Department Director within the last 12-month period.

The County may deny, suspend, or terminate the eligibility of a person, firm, corporation, association, agency, institution, or other legal entity to participate as a vendor for goods or services to the County, if the vendor, for contracts greater than \$30,000.00, fails to disclose to the County a familial relationship between a County Elected Official or County Department Director.

  
\_\_\_\_\_

Officer: Jim Engineer

Title: Sales Development Representative

2/23/21

Date



02/23/2021



# CERTIFICATE OF LIABILITY INSURANCE

DATE (MM/DD/YYYY)  
2/17/2021

**THIS CERTIFICATE IS ISSUED AS A MATTER OF INFORMATION ONLY AND CONFERS NO RIGHTS UPON THE CERTIFICATE HOLDER. THIS CERTIFICATE DOES NOT AFFIRMATIVELY OR NEGATIVELY AMEND, EXTEND OR ALTER THE COVERAGE AFFORDED BY THE POLICIES BELOW. THIS CERTIFICATE OF INSURANCE DOES NOT CONSTITUTE A CONTRACT BETWEEN THE ISSUING INSURER(S), AUTHORIZED REPRESENTATIVE OR PRODUCER, AND THE CERTIFICATE HOLDER.**

**IMPORTANT: If the certificate holder is an ADDITIONAL INSURED, the policy(ies) must have ADDITIONAL INSURED provisions or be endorsed. If SUBROGATION IS WAIVED, subject to the terms and conditions of the policy, certain policies may require an endorsement. A statement on this certificate does not confer rights to the certificate holder in lieu of such endorsement(s).**

<b>PRODUCER</b> Cottingham & Butler Michael Saladino 800 Main St. Dubuque IA 52001	<b>CONTACT NAME:</b> PHONE (A/C No, Ext): 563-587-5000      FAX (A/C No): 563-583-7339 E-MAIL ADDRESS: _____														
<b>INSURED</b> LRS Holdings, LLC Lakeshore Recycling Systems LLC Heartland Recycling, LLC 6132 Oakton Street Morton Grove IL 60053	<table border="1" style="width: 100%; border-collapse: collapse;"> <tr> <th style="text-align: center;">INSURER(S) AFFORDING COVERAGE</th> <th style="text-align: center;">NAIC #</th> </tr> <tr> <td>INSURER A : American Zurich Insurance Company</td> <td style="text-align: center;">40142</td> </tr> <tr> <td>INSURER B : Zurich American Insurance Company</td> <td style="text-align: center;">16535</td> </tr> <tr> <td>INSURER C : Landmark American Insurance Company</td> <td style="text-align: center;">33138</td> </tr> <tr> <td>INSURER D : Navigators Insurance Company</td> <td style="text-align: center;">42307</td> </tr> <tr> <td>INSURER E :</td> <td></td> </tr> <tr> <td>INSURER F :</td> <td></td> </tr> </table>	INSURER(S) AFFORDING COVERAGE	NAIC #	INSURER A : American Zurich Insurance Company	40142	INSURER B : Zurich American Insurance Company	16535	INSURER C : Landmark American Insurance Company	33138	INSURER D : Navigators Insurance Company	42307	INSURER E :		INSURER F :	
INSURER(S) AFFORDING COVERAGE	NAIC #														
INSURER A : American Zurich Insurance Company	40142														
INSURER B : Zurich American Insurance Company	16535														
INSURER C : Landmark American Insurance Company	33138														
INSURER D : Navigators Insurance Company	42307														
INSURER E :															
INSURER F :															

**COVERAGES      CERTIFICATE NUMBER: 1117434662      REVISION NUMBER:**

**THIS IS TO CERTIFY THAT THE POLICIES OF INSURANCE LISTED BELOW HAVE BEEN ISSUED TO THE INSURED NAMED ABOVE FOR THE POLICY PERIOD INDICATED. NOTWITHSTANDING ANY REQUIREMENT, TERM OR CONDITION OF ANY CONTRACT OR OTHER DOCUMENT WITH RESPECT TO WHICH THIS CERTIFICATE MAY BE ISSUED OR MAY PERTAIN, THE INSURANCE AFFORDED BY THE POLICIES DESCRIBED HEREIN IS SUBJECT TO ALL THE TERMS, EXCLUSIONS AND CONDITIONS OF SUCH POLICIES. LIMITS SHOWN MAY HAVE BEEN REDUCED BY PAID CLAIMS.**

INSR LTR	TYPE OF INSURANCE	ADDL SUBR INSD	WVD	POLICY NUMBER	POLICY EFF (MM/DD/YYYY)	POLICY EXP (MM/DD/YYYY)	LIMITS
B	<input checked="" type="checkbox"/> COMMERCIAL GENERAL LIABILITY <input type="checkbox"/> CLAIMS-MADE <input checked="" type="checkbox"/> OCCUR  GEN'L AGGREGATE LIMIT APPLIES PER: <input checked="" type="checkbox"/> POLICY <input checked="" type="checkbox"/> PRO-JECT <input type="checkbox"/> LOC OTHER: _____	Y	Y	GL00111153-04	12/31/2020	12/31/2021	EACH OCCURRENCE \$ 2,000,000 DAMAGE TO RENTED PREMISES (Ea occurrence) \$ 50,000 MED EXP (Any one person) \$ 5,000 PERSONAL & ADV INJURY \$ 2,000,000 GENERAL AGGREGATE \$ 4,000,000 PRODUCTS - COM/POP AGG \$ 4,000,000 \$
A	<input checked="" type="checkbox"/> AUTOMOBILE LIABILITY <input checked="" type="checkbox"/> ANY AUTO <input type="checkbox"/> OWNED AUTOS ONLY <input type="checkbox"/> SCHEDULED AUTOS <input type="checkbox"/> HIRED AUTOS ONLY <input type="checkbox"/> NON-OWNED AUTOS ONLY	Y	Y	BAP0111154-04	12/31/2020	12/31/2021	COMBINED SINGLE LIMIT (Ea accident) \$ 2,000,000 BODILY INJURY (Per person) \$ BODILY INJURY (Per accident) \$ PROPERTY DAMAGE (Per accident) \$ \$
C	<input checked="" type="checkbox"/> UMBRELLA LIAB <input checked="" type="checkbox"/> OCCUR <input type="checkbox"/> EXCESS LIAB <input type="checkbox"/> CLAIMS-MADE <input type="checkbox"/> DED <input checked="" type="checkbox"/> RETENTION \$ 0			LHA092534	12/31/2020	12/31/2021	EACH OCCURRENCE \$ 3,000,000 AGGREGATE \$ 3,000,000 \$
A B	<input checked="" type="checkbox"/> WORKERS COMPENSATION AND EMPLOYERS' LIABILITY ANY PROPRIETOR/PARTNER/EXECUTIVE OFFICER/MEMBER EXCLUDED? (Mandatory in NH) If yes, describe under DESCRIPTION OF OPERATIONS below	Y	N/A	WC0111152-04 WC7550640-03	12/31/2020 12/31/2020	12/31/2021 12/31/2021	<input checked="" type="checkbox"/> PER STATUTE <input type="checkbox"/> OTH-ER E.L EACH ACCIDENT \$ 1,000,000 E.L DISEASE - EA EMPLOYEE \$ 1,000,000 E.L DISEASE - POLICY LIMIT \$ 1,000,000
D	Excess Umbrella			CH20EXCZ03X3BIC	12/31/2020	12/31/2021	Occ/Agg Limit \$5,000,000

**DESCRIPTION OF OPERATIONS / LOCATIONS / VEHICLES (ACORD 101, Additional Remarks Schedule, may be attached if more space is required)**  
 Additional Named Insureds: Hoving Clean Sweep, LLC and Hoving Pit Stop LLC, K Hoving Recycling & Disposal LLC, Dekalb County Recycling Systems, LLC, Badgerland Disposal, LLC DBA Royal Container Services.

Excess auto liability - Limit \$2,000,000 North American Capacity – Policy #ELX-0000544-01

RE Project: STREET SWEEPING SERVICES FOR MILL CREEK SSA

The certificate holder is additional insured on the General Liability policy and Auto Liability policies on a primary non-contributory basis per written contract See Attached...

<b>CERTIFICATE HOLDER</b>  County of Kane 719 Batavia Ave., Building A Geneva IL 60134	<b>CANCELLATION</b>  SHOULD ANY OF THE ABOVE DESCRIBED POLICIES BE CANCELLED BEFORE THE EXPIRATION DATE THEREOF, NOTICE WILL BE DELIVERED IN ACCORDANCE WITH THE POLICY PROVISIONS.  AUTHORIZED REPRESENTATIVE 
--	--

© 1988-2015 ACORD CORPORATION. All rights reserved.



**ADDITIONAL REMARKS SCHEDULE**

AGENCY Cottingham & Butler		NAMED INSURED LRS Holdings, LLC Lakeshore Recycling Systems LLC Heartland Recycling, LLC 6132 Oakton Street Morton Grove IL 60053	
POLICY NUMBER		EFFECTIVE DATE:	
CARRIER	NAIC CODE		

**ADDITIONAL REMARKS**

THIS ADDITIONAL REMARKS FORM IS A SCHEDULE TO ACORD FORM,  
 FORM NUMBER: 25 FORM TITLE: CERTIFICATE OF LIABILITY INSURANCE

between the named insured and the certificate holder that requires such a status subject to the terms and conditions of the endorsement attached to the policy. The General Liability, Auto Liability, and Workers' Compensation policies include a waiver of subrogation in favor of the certificate holder per written contract between the named insured and the certificate holder that requires such a status subject to the terms and conditions of the endorsement attached to the policy. The Umbrella policy is follow form subject to all terms and conditions of the policy.



ZURICH

# Additional Insured – Automatic – Owners, Lessees Or Contractors

Policy No.	Eff. Date of Pol.	Exp. Date of Pol.	Eff. Date of End.	Producer No.	Add'l. Prem	Return Prem.
GLO 0111153-04	12/31/2020	12/31/2021		37167000	INCL	

**THIS ENDORSEMENT CHANGES THE POLICY. PLEASE READ IT CAREFULLY.**

**Named Insured:** LAKESHORE RECYCLING SYSTEMS, LLC

**Address (including ZIP Code):**

6132 OAKTON STREET

MORTON GROVE, IL 60053

This endorsement modifies insurance provided under the:

**Commercial General Liability Coverage Part**

**A. Section II – Who Is An Insured** is amended to include as an additional insured any person or organization whom you are required to add as an additional insured on this policy under a written contract or written agreement. Such person or organization is an additional insured only with respect to liability for "bodily injury", "property damage" or "personal and advertising injury" caused, in whole or in part, by:

1. Your acts or omissions; or
2. The acts or omissions of those acting on your behalf,

in the performance of your ongoing operations or "your work" as included in the "products-completed operations hazard", which is the subject of the written contract or written agreement.

However, the insurance afforded to such additional insured:

1. Only applies to the extent permitted by law; and
2. Will not be broader than that which you are required by the written contract or written agreement to provide for such additional insured.

**B. With respect to the insurance afforded to these additional insureds, the following additional exclusion applies:**

This insurance does not apply to:

"Bodily injury", "property damage" or "personal and advertising injury" arising out of the rendering of, or failure to render, any professional architectural, engineering or surveying services including:

- a. The preparing, approving or failing to prepare or approve maps, shop drawings, opinions, reports, surveys, field orders, change orders or drawings and specifications; or
- b. Supervisory, inspection, architectural or engineering activities.

This exclusion applies even if the claims against any insured allege negligence or other wrongdoing in the supervision, hiring, employment, training or monitoring of others by that insured, if the "occurrence" which caused the "bodily injury" or "property damage", or the offense which caused the "personal and advertising injury", involved the rendering of or the failure to render any professional architectural, engineering or surveying services.

C. The following is added to Paragraph 2. Duties In The Event Of Occurrence, Offense, Claim Or Suit of Section IV – **Commercial General Liability Conditions:**

The additional insured must see to it that:

1. We are notified as soon as practicable of an "occurrence" or offense that may result in a claim;
2. We receive written notice of a claim or "suit" as soon as practicable; and
3. A request for defense and indemnity of the claim or "suit" will promptly be brought against any policy issued by another insurer under which the additional insured may be an insured in any capacity. This provision does not apply to insurance on which the additional insured is a Named Insured if the written contract or written agreement requires that this coverage be primary and non-contributory.

D. For the purposes of the coverage provided by this endorsement:

1. The following is added to the Other Insurance Condition of Section IV – **Commercial General Liability Conditions:**

**Primary and Noncontributory insurance**

This insurance is primary to and will not seek contribution from any other insurance available to an additional insured provided that:

- a. The additional insured is a Named Insured under such other insurance; and
  - b. You are required by written contract or written agreement that this insurance be primary and not seek contribution from any other insurance available to the additional insured.
2. The following paragraph is added to Paragraph 4.b. of the Other Insurance Condition of Section IV – **Commercial General Liability Conditions:**

This insurance is excess over:

Any of the other insurance, whether primary, excess, contingent or on any other basis, available to an additional insured, in which the additional insured on our policy is also covered as an additional insured on another policy providing coverage for the same "occurrence", offense, claim or "suit". This provision does not apply to any policy in which the additional insured is a Named Insured on such other policy and where our policy is required by a written contract or written agreement to provide coverage to the additional insured on a primary and non-contributory basis.

E. This endorsement does not apply to an additional insured which has been added to this policy by an endorsement showing the additional insured in a Schedule of additional insureds, and which endorsement applies specifically to that identified additional insured.

F. With respect to the insurance afforded to the additional insureds under this endorsement, the following is added to Section III – **Limits Of Insurance:**

The most we will pay on behalf of the additional insured is the amount of insurance:

1. Required by the written contract or written agreement referenced in Paragraph A. of this endorsement; or
  2. Available under the applicable Limits of Insurance shown in the Declarations,
- whichever is less.

This endorsement shall not increase the applicable Limits of Insurance shown in the Declarations.

All other terms and conditions of this policy remain unchanged.

## Waiver Of Subrogation (Blanket) Endorsement

Policy No.	Eff. Date of Pol.	Exp. Date of Pol.	Eff. Date of End.	Producer	Add'l Prem.	Return Prem.
GLO 0111153-04	12/31/2020	12/31/2021		37167000	\$ INCL	\$

**THIS ENDORSEMENT CHANGES THE POLICY. PLEASE READ IT CAREFULLY.**

This endorsement modifies insurance provided under the:

**Commercial General Liability Coverage Part**

The following is added to the **Transfer Of Rights Of Recovery Against Others To Us Condition**:

If you are required by a written contract or agreement, which is executed before a loss, to waive your rights of recovery from others, we agree to waive our rights of recovery. This waiver of rights shall not be construed to be a waiver with respect to any other operations in which the insured has no contractual interest.

**WAIVER OF OUR RIGHT TO RECOVER FROM OTHERS ENDORSEMENT**

We have the right to recover our payments from anyone liable for an injury covered by this policy. We will not enforce our right against the person or organization named in the Schedule. (This agreement applies only to the extent that you perform work under a written contract that requires you to obtain this agreement from us.)

This agreement shall not operate directly or indirectly to benefit anyone not named in the Schedule.

Schedule

This endorsement changes the policy to which it is attached and is effective on the date issued unless otherwise stated.

**(The information below is required only when this endorsement is issued subsequent to preparation of the policy.)**

Endorsement  
Insured

Effective Policy No.

Endorsement No.  
Premium

Insurance Company

Countersigned by \_\_\_\_\_

WC 00 03 13  
(Ed. 4-84)



## RESOLUTION/ORDINANCE EXECUTIVE SUMMARY

### **Resolution: No.**

Authorizing an Interim Contract Extension for Kane County HVAC Services

**Committee Flow:** Administration Committee, Finance and Budget Committee, Executive Committee, County Board

**Contact:** Chris Allen, 6307622174

### **Budget Information:**

Was this item budgeted? Yes	Appropriation Amount:\$ As Needed
If not budgeted, explain funding source:	

### **Summary:**

The County is currently revising the previous bid specifications and documents for the HVAC Maintenance and Repairs Services bids for the County and will be publicly bidding these services in March 2021.

In the interim, it will be necessary to extend Mechanical, Inc.'s (dba Helm Service) current contract for the duration of a 127-day period of March 27, 2021 through July 31, 2021, to provide services for all of Kane County's facilities.

Mechanical Inc has agreed to hold their current Labor Contract Rider 2016-2017. Journeymen Straight Time rate of \$99.50 per hour (HVAC, Controls & Plumber), Apprentice's Straight Time rate of \$65.10 per hour (HVAC, Controls & Plumber) and current materials markup of 15%.

STATE OF ILLINOIS

COUNTY OF KANE

RESOLUTION: NO.

**AUTHORIZING AN INTERIM CONTRACT EXTENSION FOR KANE COUNTY HVAC SERVICES**

WHEREAS, the current County HVAC Maintenance and Repairs Services contract with Mechanical, Inc of Freeport, IL expires March 26, 2021; and

WHEREAS, while there is a contract extension available to continue to retain Mechanical, Inc, due to unanticipated COVID-19 related expenditures and anticipated budget cuts that will be expected to balance funds, Kane County Building Facilities is looking to re-bid the contract. Building Management is currently revising the previous bid specifications and documents for the HVAC Maintenance and Repairs Services bids for the County and will be publicly bidding these services; and

WHEREAS, it will be necessary to extend Mechanical, Inc's current contract for a period of one hundred twenty-seven (127) days to provide such services for all of the County's facilities until the new bids are received, approved and a new contract is issued to a vendor for HVAC services; and

WHEREAS, this interim contract will be in effect from March 27, 2021 through July 31, 2021 on a "as needed" basis at their current Labor Contract Rider 2016-2017. Journeymen Straight Time rate of \$99.50 per hour (HVAC, Controls & Plumber), Apprentice's Straight Time rate of \$65.10 per hour (HVAC, Controls & Plumber) and current materials markup of 15%. The original contract was per RES #18-72 on March 13, 2018 (BID #18-018); and

WHEREAS, appropriate funds have been budgeted and are available in the FY2021 Building Management Operating budget.

NOW, THEREFORE, BE IT RESOLVED by the Kane County Board that the Chairman is hereby authorized to execute a one hundred twenty-seven (127) day contract extension for HVAC Maintenance and Repairs Services to Mechanical, Inc, 2279 Yellow Creek Rd, Freeport, IL, 61032 for the period of time from March 27, 2021 through July 31, 2021, on a "as needed" basis at their current Labor Contract Rider 2016-2017. Journeymen Straight Time rate of \$99.50 per hour (HVAC, Controls & Plumber), Apprentice's Straight Time rate of \$65.10 per hour (HVAC, Controls & Plumber) and current materials markup of 15%.

Line Item	Line Item Description	Was Personnel/Item/Service approved in original budget or a subsequent budget revision?	Are funds currently available for this Personnel/Item/Service in the specific line item?	If funds are not currently available in the specified line item, where are the funds available?
Various Budgeted Line Items	Contractual	Yes	Yes	N/A

Passed by the Kane County Board on April 13, 2018.

---

John A. Cunningham  
Clerk, County Board  
Kane County, Illinois

---

Corinne M. Pierog MA, MBA  
Chairman, County Board  
Kane County, Illinois

Vote:

21-04 HVAC Services



## RESOLUTION/ORDINANCE EXECUTIVE SUMMARY

### **Resolution: No.**

Approving the Third Round of COVID-19 Relief Mini-Grants to 7 Kane County Food Growers

**Committee Flow:** Agriculture Committee, Finance and Budget Committee, Executive Committee, County Board

**Contact:** Mathew Tansley, 630.232.3493

### **Budget Information:**

Was this item budgeted? Yes	Appropriation Amount: \$7,000
If not budgeted, explain funding source:	

### **Summary:**

This resolution will authorize the third round of grant disbursements to the approved applicants of the Farmer Relief Mini-Grant Program (hereafter referred to as "The Program"). The Program, sponsored by Compeer Financial, will help Kane County's food producing farmers to offset pandemic related expenses, while also generating critical data on present challenges and operating needs. To date, eighteen grants of \$1,000 each have been approved through the first and second rounds of the Program. This resolution approves 7 third round grants of \$1,000 each using \$7,000 from Fund 400, Economic Development budgeted for the County Board to respond to economic development needs and to leverage other grant funds.

STATE OF ILLINOIS

COUNTY OF KANE

RESOLUTION: NO.

**APPROVING THE THIRD ROUND OF COVID-19 RELIEF MINI-GRANTS TO 7 KANE COUNTY FOOD GROWERS**

WHEREAS, a \$10,000 grant awarded to Kane County through Compeer Financials' General Use Grant Program was accepted and approved by the County Board for use for a Farmer Relief Mini-Grant and Survey Program through a budget adjustment (Resolution: 20-285) on September 8, 2020; and

WHEREAS, the Kane County Board authorized the first round disbursement of grants through the Program, sponsored by Compeer Financial, in the amount of \$1,000 each to six applicants (Resolution No. 21 - 29); and

WHEREAS, the Kane County Board authorized a second round of \$1,000 grants to be awarded to 12 additional farmers to be paid from the remaining \$4,000 balance of Compeer funds and \$8,000 from Fund 400, Economic Development (Resolution No. 21 - 158); and

WHEREAS, the Kane County Agriculture Committee provided consensus to conduct a third round of the Program upon the conclusion that several additional Kane County food growers / producers had not yet been notified or otherwise given a chance to apply to the Program; and

WHEREAS, a third round of the Program was conducted resulting in 7 Kane County farmers completing applications; and

WHEREAS, the Kane County Board desires to award \$1,000 grants to each of the third round applicants to be consistent with the grants approved for rounds one and two; and

WHEREAS, Fund 400, Economic Development, has funding available budgeted for the County Board to respond to economic development needs and to leverage other grant funds.

NOW, THEREFORE, BE IT RESOLVED that the 7 approved Round 3 applicants of the Farmer Relief Mini-Grant and Survey Program (Matt Klein - Klein's Quality Produce LLC; Tim Norris - Spring Bluff Nursery; Debra DeWald - Serosun Farms; Thomas Bergman - Bergman Farms; Sharon

Harris - Red Flower Organics; Alexandra Woods - Bluff City Gardens) each be awarded One Thousand Dollars (\$1,000).

Line Item	Line Item Description	Was Personnel/Item/Service approved in original budget or a subsequent budget revision?	Are funds currently available for this Personnel/Item/Service in the specific line item?	If funds are not currently available in the specified line item, where are the funds available?
400.690.710.50150	Contractual/Consulting Services	Yes	Yes	N/A

Passed by the Kane County Board on April 13, 2021.

---

John A. Cunningham  
Clerk, County Board  
Kane County, Illinois

---

Corinne M. Pierog MA, MBA  
Chairman, County Board  
Kane County, Illinois

Vote:

21-04 Round 3 Mini-Grants



## RESOLUTION/ORDINANCE EXECUTIVE SUMMARY

### **Resolution: No.**

Approving of Personnel Hiring and Replacement, Kane County Division of Transportation - Highway Maintainer

**Committee Flow:** Transportation Committee, Finance and Budget Committee, Executive Committee, County Board

**Contact:** Tom Rickert, 630.406.7305

### **Budget Information:**

Was this item budgeted? N/A	Appropriation Amount: N/A
If not budgeted, explain funding source: N/A	

### **Summary:**

In accordance with County Board Resolution #17-202, Kane County Division of Transportation (KDOT) is seeking County Board approval to hire one (1) Highway Maintainer. These positions are critical to ensuring the safety of the motoring public and the efficient movement of traffic.

STATE OF ILLINOIS

COUNTY OF KANE

RESOLUTION: NO.

**APPROVING OF PERSONNEL HIRING AND REPLACEMENT, KANE COUNTY DIVISION OF TRANSPORTATION - HIGHWAY MAINTAINER**

WHEREAS, Kane County has adopted Resolution 17-202, instituting a moratorium on the hiring or replacement of County personnel, which resolution requires that no personnel shall be hired unless specifically approved by the County Board; and

WHEREAS, the County's Division of Transportation is responsible for the maintenance of approximately 750 lane miles of Kane County Highway right of way; and

WHEREAS, the Division of Transportation requires employees with highway maintenance and/or related experience and associated expertise to fill existing highway maintenance personnel vacancies in order to maintain existing highway and related infrastructure to facilitate the efficient movement of traffic and ultimately provide for the safety of the public; and

WHEREAS, the County Board believes it to be fiscally responsible and in the best interest of the County to hire qualified individuals to fill existing highway maintenance personnel vacancies in the Kane County Division of Transportation.

NOW, THEREFORE, BE IT RESOLVED by the Kane County Board that the Kane County Division of Transportation is hereby authorized to hire and fill one (1) existing vacant highway maintainer position in its Maintenance Department.

Line Item	Line Item Description	Was personnel/item/service approved in original budget or a subsequent budget revision?	Are funds currently available for this personnel/item/service in the specific line item?	If funds are not currently available in the specified line item, where are the funds available?
302.520.522.40000	Salaries & Wages	Yes	Yes	

Passed by the Kane County Board on April 13, 2021.

---

John A. Cunningham  
 Clerk, County Board  
 Kane County, Illinois

---

Corinne M. Pierog MA, MBA  
 Chairman, County Board  
 Kane County, Illinois

Vote:

21-04 KDOThiringMaint



## RESOLUTION/ORDINANCE EXECUTIVE SUMMARY

### Resolution: No.

Authorizing Personnel Replacement Hiring, Kane County Health Department - Community Health Specialist II: Environmental Health Practitioner

**Committee Flow:** Public Health Committee, Finance and Budget Committee, Executive Committee, County Board

**Contact:** Rachael Farley, 630.208.5122

### Budget Information:

Was this item budgeted? Yes	Appropriation Amount:
If not budgeted, explain funding source: N/A	

### Summary:

In accordance with the County Board Resolution 17-202 adopted on July 11, 2017, the Kane County Health Department is seeking Board approval to hire one (1) Community Health Specialist II: Environmental Health Practitioner. This position is critical to the department's conduct of required public health inspections and environmental investigation services.

STATE OF ILLINOIS

COUNTY OF KANE

RESOLUTION: NO.

**AUTHORIZING PERSONNEL REPLACEMENT HIRING, KANE COUNTY HEALTH DEPARTMENT - COMMUNITY HEALTH SPECIALIST II: ENVIRONMENTAL HEALTH PRACTITIONER**

WHEREAS, on July 11, 2017 the Kane County Board had deemed it necessary to adopt by Resolution a moratorium on the hiring of new County personnel and the replacement of existing or future personnel vacancies unless grant-funded; and

WHEREAS, the Kane County Health Department requires hiring of a Community Health Specialist II: Environmental Health Practitioners in order to provide required public health inspections and environmental investigations and services; and

WHEREAS, current staffing levels for management of the Department’s Environmental Health staff have fallen below those approved due to the resignation of a Community Health Specialist II: Environmental Health Practitioner; and

WHEREAS, the Executive Director of the Kane County Health department is requesting the Kane County Board allow an exception to the hiring moratorium, as the continuance of a shortage of staff will have a negative operational impact on the Department’s ability to carry out its mission; so

NOW, THEREFORE, BE IT RESOLVED by the Kane County Board that the Chairman thereof allow the Kane County Health Department to hire a replacement to fill a vacant Community Health Specialist II: Environmental Health Practitioner position within the Department.

Line Item	Line Item Description	Was Personnel/Item/Service approved in original budget or a subsequent budget revision?	Are funds currently available for this Personnel/Item/Service in the specific line item?	If funds are not currently available in the specified line item, where are the funds available?
350.580.609.40000	Salary and Wages	Yes	Yes	N/A

Passed by the Kane County Board on April 13, 2021.

\_\_\_\_\_  
John A. Cunningham  
Clerk, County Board  
Kane County, Illinois

\_\_\_\_\_  
Corinne M. Pierog MA, MBA  
Chairman, County Board  
Kane County, Illinois

Vote:

21-04 EH Practitioner



## RESOLUTION/ORDINANCE EXECUTIVE SUMMARY

### Resolution: No.

Approving February 2021 Claims Paid

**Committee Flow:** Finance and Budget Committee, Executive Committee, County Board

**Contact:** Penny Wegman, 630.232.5918

### Budget Information:

Was this item budgeted? Yes	Appropriation Amount: \$16,700,138.53
If not budgeted, explain funding source:	

### Summary:

According to the Kane County Code Section 2-193 Expenditure of Funds for Settlement of Claims B. Monthly Reports On Claims: The county auditor shall file a monthly report of all claims paid in the prior month to the chairman and all other members of the county board. For each claim paid, the monthly report shall identify the claimant, the nature of the claim and the official or department, if any, against which the claim was made, the fund from which the payment was made, the amount of the payment and the date the check was issued.

Similarly according to the Kane County Financial Policies 8. Disbursement Policies b): A report shall be run monthly by the Auditor of all claims paid. Said report shall be available to all members of the County Board in the office of the County Board Chair. For each claim paid, the report shall identify the creditor, the department or official which purchased the product or service, the fund from which the payment was made, the amount of the payment and the date the check was issued.

The accompanying Report of Claims Paid is submitted to comply with those requirements, and to document that the County Board has approved the payment of those claims.

STATE OF ILLINOIS

COUNTY OF KANE

RESOLUTION: NO.

**APPROVING FEBRUARY 2021 CLAIMS PAID**

WHEREAS, according to the Kane County Code Section 2-193 Expenditure of Funds for Settlement of Claims B. Monthly Reports of Claims: The county auditor shall file a monthly report of all claims paid in the prior month to the County Chair and all other members of the County Board. For each claim paid, the monthly report shall identify the claimant, the nature of the claim and the official or department, if any, against which the claim was made, the fund from which the payment was made, the amount of the payment and the date the check was issued; and

WHEREAS, according to the Kane County Financial Policies 8. Disbursement Policies b): A report shall be run monthly by the Auditor of all claims paid. Said report shall be available to all members of the County Board in the office of the County Board Chair. For each claim paid, the report shall identify the creditor, the department or official which purchased the product or service, the fund from which the payment was made, the amount of the payment and the date the check was issued; and

WHEREAS, the County Auditor has examined the attached Claims Paid Report for claims against Kane County totaling \$16,700,138.53; and

WHEREAS, the County Auditor, in accordance with Ordinance No. 97-56, has recommended the payment of all claims on the attached Claims Paid Report; and

WHEREAS, the claims on the attached Claims Paid Report have been paid; and

WHEREAS, the County Board finds all claims on the Claims Paid Report to be due and payable; and

NOW, THEREFORE, BE IT RESOLVED by the Kane County Board that payment of the claims totaling Sixteen Million, Seven Hundred Thousand, One Hundred Thirty-Eight Dollars and Fifty-Three Cents (\$16,700,138.53) on the attached Claims Paid Report is acknowledged and approved.

Passed by the Kane County Board on April 13, 2021.

---

John A. Cunningham  
Clerk, County Board  
Kane County, Illinois

---

Corinne M. Pierog MA, MBA  
Chairman, County Board  
Kane County, Illinois

Vote:

Approving February 2021 Claims Paid

**CLAIMS PAID REPORT FEBRUARY 2021 FOR COUNTY BOARD INFORMATION**

CLAIMANT/VENDOR	NATURE OF CLAIM	OFFICIAL/DEPARTMENT	FUND	AMOUNT PAID	DATE PAID
Accurate Document Destruction Inc (GROOT)	Destruction of Records Services	Circuit Clerk	Court Document Storage	966.48	2/1/2021
Adesta LLC	Contractual/Consulting Services	Development	Mill Creek Special Service Area	645.66	2/1/2021
AEC Technology, Inc.	Office Supplies	Development	General Fund	328.31	2/1/2021
Alfred Benesch & Co	Engineering Services	Transportation	Transportation Sales Tax	3,810.74	2/1/2021
Alliance Contractors Inc	Road Construction	Transportation	Transportation Sales Tax	61,689.91	2/1/2021
Alma Montero	Internet	Other- Countywide Expenses	General Fund	179.95	2/1/2021
Alpha Building Maintenance Service Inc	Janitorial Services	Building Management	General Fund	14,191.00	2/1/2021
Alpha Building Maintenance Service Inc	Janitorial Services	Building Management	General Fund	9,949.32	2/1/2021
Alpha Building Maintenance Service Inc	Repairs and Maint- Buildings	Health	County Health	1,925.00	2/1/2021
America Business College	DT ITA	WIOA 19	Workforce Development	4,651.00	2/1/2021
America Business College	DT ITA	WIOA 19	Workforce Development	5,000.00	2/1/2021
Andrew Smith	Internet	Other- Countywide Expenses	General Fund	87.54	2/1/2021
Ann 461 LLC	Miscellaneous Contractual Exp	Development	Homeless Prevention Program	5,400.00	2/1/2021
APC Stores, Inc (Bumper to Bumper)	Repairs and Maint- Vehicles	Sheriff	General Fund	57.25	2/1/2021
APC Stores, Inc (Bumper to Bumper)	Repairs and Maint- Vehicles	Sheriff	General Fund	177.29	2/1/2021
APC Stores, Inc (Bumper to Bumper)	Repairs and Maint- Vehicles	Sheriff	General Fund	14.98	2/1/2021
APC Stores, Inc (Bumper to Bumper)	Repairs and Maint- Vehicles	Sheriff	General Fund	18.74	2/1/2021
APC Stores, Inc (Bumper to Bumper)	Repairs and Maint- Vehicles	Sheriff	General Fund	36.18	2/1/2021
Applied Ecological Services	Engineering Services	Transportation	Motor Fuel Local Option	11,273.75	2/1/2021
Aramark Services, Inc.	Food	Sheriff	General Fund	12,265.16	2/1/2021
Aramark Services, Inc.	Food	Sheriff	General Fund	455	2/1/2021
Aramark Services, Inc.	Food	Sheriff	General Fund	11,923.78	2/1/2021
Aramark Services, Inc.	Public Health Commodities - Coronavirus	Sheriff	General Fund	4,171.75	2/1/2021
Aramark Services, Inc.	Public Health Commodities - Coronavirus	Sheriff	General Fund	3,534.30	2/1/2021
Aramark Services, Inc.	Public Health Commodities - Coronavirus	Sheriff	General Fund	4,284.50	2/1/2021
Aramark Services, Inc.	Public Health Commodities - Coronavirus	Sheriff	General Fund	239.49	2/1/2021
Aramark Services, Inc.	Public Health Commodities - Coronavirus	Sheriff	General Fund	1,981.21	2/1/2021
Assn of Psych Postdoctoral & Internship Ctrs/APPIC	General Association Dues	Court Services	General Fund	600	2/1/2021
Asumoni Property Management LLC	Miscellaneous Contractual Exp	Development	Homeless Prevention Program	2,850.00	2/1/2021
AT&T	Telephone	Operating Pool	Workforce Development	56.05	2/1/2021
Avid Associates LLC	DT ITA	WIOA 19	Workforce Development	1,618.00	2/1/2021
B&B Holiday Decorating LLC	Repairs and Maint- Grounds	Development	Mill Creek Special Service Area	2,954.25	2/1/2021
Bakhtavar Press	Per Diem Expense	Judiciary and Courts	General Fund	180	2/1/2021
Barbara A Johnston	Court Reporter Costs	State's Attorney	General Fund	436	2/1/2021
Batavia Instant Print Inc	General Printing	Building Management	General Fund	219.14	2/1/2021
Batavia Instant Print Inc	Operating Supplies	County Clerk	General Fund	179.2	2/1/2021
Behavioral Interventions, Inc (BI, Inc.)	Food	Sheriff	General Fund	4,256.25	2/1/2021
Black Gold Septic Inc	Repairs and Maint- Buildings	Building Management	General Fund	180	2/1/2021
Black Gold Septic Inc	Grease Trap- Septic Services	Building Management	General Fund	485	2/1/2021
Blair Peters	Employee Mileage Expense	Information Technologies	General Fund	13.8	2/1/2021
Blair Peters	Internet	Other- Countywide Expenses	General Fund	699.5	2/1/2021
Braden Counseling Center, PC	Psychological/Psychiatric Srvs	Court Services	Probation Services	65	2/1/2021
Bridges for Language Corp	Employee Training	Sheriff	General Fund	260	2/1/2021
Burnidge Properties Ltd	Building Space Rental	Health	County Health	1,486.02	2/1/2021
Burnidge Properties Ltd	Building Space Rental	Health	Kane Kares	1,567.22	2/1/2021
Business and Career Services Incorporated	Miscellaneous Contractual Exp	WIOA 19	Workforce Development	13,975.12	2/1/2021
Business and Career Services Incorporated	Work Based Learning Activities	WIOA 19	Workforce Development	2,702.57	2/1/2021
Business and Career Services Incorporated	Youth Supportive Services	WIOA 19	Workforce Development	484.04	2/1/2021
Camic, Johnson, Ltd	Contractual/Consulting Services	Development	General Fund	400	2/1/2021

**CLAIMS PAID REPORT FEBRUARY 2021 FOR COUNTY BOARD INFORMATION**

CLAIMANT/VENDOR	NATURE OF CLAIM	OFFICIAL/DEPARTMENT	FUND	AMOUNT PAID	DATE PAID
Canon Solutions America Inc	Repairs and Maint- Equipment	Judiciary and Courts	General Fund	59.26	2/1/2021
Canon Solutions America Inc	Repairs and Maint- Copiers	Sheriff	General Fund	461.13	2/1/2021
Canon Solutions America Inc	Repairs and Maint- Copiers	Sheriff	General Fund	284.75	2/1/2021
Canon Solutions America Inc	Repairs and Maint- Copiers	Circuit Clerk	Court Document Storage	638.41	2/1/2021
Card Quest Inc.	Operating Supplies	Sheriff	General Fund	340	2/1/2021
Cargill Incorporated (Cargill Deicing Technology)	Rock Salt	Transportation	Motor Fuel Local Option	6,916.60	2/1/2021
Cargill Incorporated (Cargill Deicing Technology)	Rock Salt	Transportation	Motor Fuel Local Option	42,924.19	2/1/2021
Cargill Incorporated (Cargill Deicing Technology)	Rock Salt	Transportation	Motor Fuel Local Option	9,307.37	2/1/2021
Cargill Incorporated (Cargill Deicing Technology)	Rock Salt	Transportation	Motor Fuel Local Option	14,132.63	2/1/2021
Cargill Incorporated (Cargill Deicing Technology)	Rock Salt	Transportation	Motor Fuel Local Option	21,344.00	2/1/2021
Cargill Incorporated (Cargill Deicing Technology)	Rock Salt	Transportation	Motor Fuel Local Option	14,352.08	2/1/2021
Cargill Incorporated (Cargill Deicing Technology)	Rock Salt	Transportation	Motor Fuel Local Option	4,628.12	2/1/2021
Catilize Health	Healthcare - Medical Expense Reimbursement	Other- Countywide Expenses	Health Insurance Fund	5,905.00	2/1/2021
CDM Smith Inc.	Engineering Services	Transportation	Motor Fuel Tax	13,873.00	2/1/2021
CDW Government LLC	Software Licensing Cost	Other- Countywide Expenses	General Fund	136	2/1/2021
CDW Government LLC	Coronavirus Commodities - WFD State Grant	WIOA 19	Workforce Development	6,750.00	2/1/2021
Central DuPage Hospital Association DBA HealthLab	Toxicology Expense	Coroner	General Fund	23	2/1/2021
Central DuPage Hospital Association DBA HealthLab	Public Health Commodities - Coronavirus	Coroner	General Fund	2,054.00	2/1/2021
Central States SER Jobs for Progress Inc	Miscellaneous Contractual Exp	WIOA 19	Workforce Development	16,219.96	2/1/2021
Central States SER Jobs for Progress Inc	Work Based Learning Activities	WIOA 19	Workforce Development	9,796.20	2/1/2021
Central States SER Jobs for Progress Inc	Academic/Pre-Vocational Services	WIOA 19	Workforce Development	6	2/1/2021
Century Springs/Ove Water Services	Operating Supplies	County Clerk	General Fund	46	2/1/2021
Century Springs/Ove Water Services	Operating Supplies	County Clerk	General Fund	14	2/1/2021
Century Springs/Ove Water Services	Office Supplies	State's Attorney	Insurance Liability	30.5	2/1/2021
Century Springs/Ove Water Services	Operating Supplies	Kane Comm	Kane Comm	38.5	2/1/2021
Century Springs/Ove Water Services	Operating Supplies	Health	County Health	100	2/1/2021
Century Springs/Ove Water Services	Operating Supplies	Health	County Health	2.5	2/1/2021
Cenveo Worldwide Limited	General Printing	Building Management	General Fund	296.52	2/1/2021
Cenveo Worldwide Limited	General Printing	Building Management	General Fund	601.2	2/1/2021
Cenveo Worldwide Limited	General Printing	Building Management	General Fund	601.2	2/1/2021
Cenveo Worldwide Limited	General Printing	Building Management	General Fund	617.4	2/1/2021
Cenveo Worldwide Limited	General Printing	Building Management	General Fund	601.2	2/1/2021
Cenveo Worldwide Limited	General Printing	Building Management	General Fund	617.4	2/1/2021
Cenveo Worldwide Limited	General Printing	Building Management	General Fund	296.52	2/1/2021
Cenveo Worldwide Limited	General Printing	Building Management	General Fund	256.85	2/1/2021
Cenveo Worldwide Limited	General Printing	Building Management	General Fund	322.64	2/1/2021
Cenveo Worldwide Limited	General Printing	Building Management	General Fund	256.85	2/1/2021
Cerity Partners Retirement Plan Advisors LLC	Financial Wellness	Other- Countywide Expenses	Health Insurance Fund	2,500.00	2/1/2021
CH2M Hill, Inc.	Contractual/Consulting Services	Transportation	County Highway	1,477.63	2/1/2021
CH2M Hill, Inc.	Contractual/Consulting Services	Transportation	County Highway	168.48	2/1/2021
Charles A. Lasky	Internet	Other- Countywide Expenses	General Fund	102.95	2/1/2021
Chartwells Dining	Food Permits	Health	County Health	647	2/1/2021
Chicago Communications, LLC	Operating Supplies	Health	County Health	188	2/1/2021
Chicago Office Technology Group (COTG)	Repairs and Maint- Computers	Public Defender	General Fund	80.68	2/1/2021
Chicago Tribune	General Advertising	Court Services	General Fund	58.29	2/1/2021
Chicago Tribune	Contractual/Consulting Services	Information Technologies	Geographic Information Systems	51	2/1/2021
Choice IT Global LLC	Repairs and Maint- Comm Equip	Information Technologies	General Fund	698.4	2/1/2021
Cintas Corporation	Repairs and Maint- Vehicles	Sheriff	General Fund	34.81	2/1/2021
Cintas Corporation	Repairs and Maint- Vehicles	Sheriff	General Fund	34.81	2/1/2021

**CLAIMS PAID REPORT FEBRUARY 2021 FOR COUNTY BOARD INFORMATION**

CLAIMANT/VENDOR	NATURE OF CLAIM	OFFICIAL/DEPARTMENT	FUND	AMOUNT PAID	DATE PAID
Cintas Corporation	Repairs and Maint- Vehicles	Sheriff	General Fund	34.81	2/1/2021
Cintas Corporation	Uniform Supplies	Transportation	Motor Fuel Local Option	297.89	2/1/2021
CIORBA Group Inc	Engineering Services	Transportation	Transportation Sales Tax	33,715.04	2/1/2021
City of Aurora	Utilities- Water	Building Management	General Fund	63.8	2/1/2021
City of Aurora	Utilities- Water	Building Management	General Fund	193.8	2/1/2021
City of Batavia	Utilities- Intersect Lighting	Transportation	County Highway	106.12	2/1/2021
City of Batavia	Utilities- Intersect Lighting	Transportation	County Highway	115.42	2/1/2021
City of Batavia	Utilities- Intersect Lighting	Transportation	County Highway	134.64	2/1/2021
City of Batavia	Utilities- Intersect Lighting	Transportation	County Highway	128.13	2/1/2021
City of Batavia	Utilities- Electric	Operating Pool	Workforce Development	79.19	2/1/2021
City of Batavia	Utilities- Electric	One-Stop shared costs	Workforce Development	75.42	2/1/2021
City of Elgin	Miscellaneous Contractual Exp	Development	Homeless Prevention Program	956	2/1/2021
City of Geneva	Utilities- Sewer	Building Management	General Fund	85.64	2/1/2021
City of Geneva	Utilities- Sewer	Building Management	General Fund	133.42	2/1/2021
City of Geneva	Utilities- Sewer	Building Management	General Fund	61.92	2/1/2021
City of Geneva	Utilities- Sewer	Building Management	General Fund	13.92	2/1/2021
City of Geneva	Utilities- Water	Building Management	General Fund	136.07	2/1/2021
City of Geneva	Utilities- Water	Building Management	General Fund	95.05	2/1/2021
City of Geneva	Utilities- Water	Building Management	General Fund	111.34	2/1/2021
City of Geneva	Utilities- Water	Building Management	General Fund	21.4	2/1/2021
City of Geneva	Utilities- Electric	Building Management	General Fund	10,526.17	2/1/2021
City of Geneva	Utilities- Electric	Building Management	General Fund	346.56	2/1/2021
City of Geneva	Utilities- Electric	Building Management	General Fund	220.97	2/1/2021
City of Geneva	Utilities- Intersect Lighting	Transportation	County Highway	84.01	2/1/2021
City of Geneva	Professional Services	Environmental Management	Enterprise Surcharge	55.14	2/1/2021
City of Naperville	Professional Services	Environmental Management	Enterprise Surcharge	10,000.00	2/1/2021
City of St. Charles	Utilities- Sewer	Building Management	General Fund	540.29	2/1/2021
City of St. Charles	Utilities- Water	Building Management	General Fund	366.75	2/1/2021
City of St. Charles	Utilities- Sewer	Building Management	General Fund	89.88	2/1/2021
City of St. Charles	Utilities- Water	Building Management	General Fund	76.87	2/1/2021
City of St. Charles	Utilities- Electric	Building Management	General Fund	8,833.66	2/1/2021
City of St. Charles	Utilities- Electric	Building Management	General Fund	63.28	2/1/2021
City of St. Charles	Utilities- Sewer	Building Management	General Fund	8,982.59	2/1/2021
City of St. Charles	Utilities- Water	Building Management	General Fund	5,904.12	2/1/2021
Clafin Service Company dba CME Corp	Operating Supplies	Health	County Health	7,556.35	2/1/2021
Combined Roofing Services LLC (American Roofing)	Repairs and Maint- Buildings	Building Management	General Fund	1,588.73	2/1/2021
ComEd	Utilities- Intersect Lighting	Transportation	County Highway	43.09	2/1/2021
ComEd	Utilities- Intersect Lighting	Transportation	County Highway	39.91	2/1/2021
ComEd	Utilities- Intersect Lighting	Transportation	County Highway	34.72	2/1/2021
ComEd	Utilities- Intersect Lighting	Transportation	County Highway	32.78	2/1/2021
ComEd	Utilities- Intersect Lighting	Transportation	County Highway	112.31	2/1/2021
ComEd	Utilities- Intersect Lighting	Transportation	County Highway	105.46	2/1/2021
ComEd	Utilities- Intersect Lighting	Transportation	County Highway	8.38	2/1/2021
ComEd	Utilities- Intersect Lighting	Transportation	County Highway	2,933.27	2/1/2021
ComEd	Miscellaneous Contractual Exp	Development	Homeless Prevention Program	738.9	2/1/2021
ComEd	Utilities- Intersect Lighting	Development	Mill Creek Special Service Area	42.45	2/1/2021
ComEd	Utilities- Intersect Lighting	Development	Mill Creek Special Service Area	26.57	2/1/2021
ComEd	Utilities- Intersect Lighting	Development	Mill Creek Special Service Area	19.1	2/1/2021
ComEd	Utilities- Intersect Lighting	Development	Mill Creek Special Service Area	80.83	2/1/2021

**CLAIMS PAID REPORT FEBRUARY 2021 FOR COUNTY BOARD INFORMATION**

CLAIMANT/VENDOR	NATURE OF CLAIM	OFFICIAL/DEPARTMENT	FUND	AMOUNT PAID	DATE PAID
ComEd	Utilities- Intersect Lighting	Development	Mill Creek Special Service Area	35.66	2/1/2021
ComEd	Utilities- Intersect Lighting	Development	Mill Creek Special Service Area	27.5	2/1/2021
ComEd	Utilities- Intersect Lighting	Development	Mill Creek Special Service Area	19.74	2/1/2021
ComEd	Utilities- Intersect Lighting	Development	Mill Creek Special Service Area	58.21	2/1/2021
ComEd	Utilities- Intersect Lighting	Development	Mill Creek Special Service Area	33	2/1/2021
ComEd	Utilities- Intersect Lighting	Development	Mill Creek Special Service Area	101.03	2/1/2021
Community Unit School District #303	Appraisal Services	Supervisor of Assessments	General Fund	7,210.67	2/1/2021
Companeros en Salud	Contractual/Consulting Services	Health	County Health	50	2/1/2021
Computer Training Source	DT ITA	WIOA 20	Workforce Development	1,395.00	2/1/2021
Computer Training Source	DT ITA	WIOA 20	Workforce Development	2,695.00	2/1/2021
Computer Training Source	DT ITA	WIOA 20	Workforce Development	2,096.00	2/1/2021
Constellation NewEnergy Inc.	Utilities- Electric	Building Management	General Fund	32.26	2/1/2021
Constellation NewEnergy Inc.	Utilities- Electric	Building Management	General Fund	143.12	2/1/2021
Constellation NewEnergy Inc.	Utilities- Electric	Building Management	General Fund	95.15	2/1/2021
Constellation NewEnergy Inc.	Utilities- Electric	Building Management	General Fund	38.54	2/1/2021
Constellation NewEnergy Inc.	Utilities- Electric	Building Management	General Fund	352.48	2/1/2021
Constellation NewEnergy Inc.	Utilities- Intersect Lighting	Transportation	County Highway	253.71	2/1/2021
Constellation NewEnergy Inc.	Utilities- Intersect Lighting	Transportation	County Highway	167.37	2/1/2021
Constellation NewEnergy Inc.	Utilities- Electric	Health	County Health	142.35	2/1/2021
Constellation NewEnergy-Gas Division, LLC	Utilities- Natural Gas	Building Management	General Fund	2,791.71	2/1/2021
Constellation NewEnergy-Gas Division, LLC	Utilities- Natural Gas	Building Management	General Fund	3,265.88	2/1/2021
Constellation NewEnergy-Gas Division, LLC	Utilities- Natural Gas	Building Management	General Fund	2,187.48	2/1/2021
Constellation NewEnergy-Gas Division, LLC	Utilities- Natural Gas	Building Management	General Fund	836	2/1/2021
Constellation NewEnergy-Gas Division, LLC	Utilities- Natural Gas	Building Management	General Fund	2,521.36	2/1/2021
Constellation NewEnergy-Gas Division, LLC	Utilities- Natural Gas	Building Management	General Fund	3,744.33	2/1/2021
Constellation NewEnergy-Gas Division, LLC	Utilities- Natural Gas	Transportation	County Highway	983.98	2/1/2021
Copy King Office Solutions Inc	Miscellaneous Contractual Exp	Coroner	General Fund	216.27	2/1/2021
Cordogan, Clark & Associates Inc	Building Improvements	Other- Countywide Expenses	Capital Projects	10,077.89	2/1/2021
Cordogan, Clark & Associates Inc	Building Improvements	Other- Countywide Expenses	Capital Projects	3,115.00	2/1/2021
Cordogan, Clark & Associates Inc	Building Construction	Other- Countywide Expenses	Capital Improvement Bond Const	12,981.74	2/1/2021
Countryside Veterinary Clinic, Ltd	Veterinarian Services	Animal Control	Animal Control	-113	2/1/2021
Countryside Veterinary Clinic, Ltd	Veterinarian Services	Animal Control	Animal Control	280	2/1/2021
Crawford Murphy & Tilly Inc (CMT)	Engineering Services	Transportation	Transportation Sales Tax	7,919.29	2/1/2021
D Construction	Repairs and Maintenance- Bridges	Transportation	Motor Fuel Local Option	298,621.57	2/1/2021
Darin P. Earl	Internet	Other- Countywide Expenses	General Fund	99.99	2/1/2021
Data Clean Corporation	Contractual/Consulting Services	Kane Comm	Kane Comm	610	2/1/2021
De Lage Landen Financial Services, Inc.	Contractual/Consulting Services	Judiciary and Courts	General Fund	125	2/1/2021
Debra P Hogan	Court Reporter Costs	State's Attorney	General Fund	57.5	2/1/2021
Debra DK. Schweer	Per Diem Expense	Judiciary and Courts	General Fund	52	2/1/2021
Debra DK. Schweer	Court Reporter Costs	State's Attorney	General Fund	6.5	2/1/2021
Dell Marketing LP	Software Licensing Cost	Other- Countywide Expenses	General Fund	379,199.42	2/1/2021
DFM Associates	Software Licensing Cost	County Clerk	General Fund	9,416.00	2/1/2021
DocuSign. Inc.	Public Health Services - Coronavirus	Other- Countywide Expenses	Judicial Technology Sales Tax	200	2/1/2021
Don McCue Chevrolet Inc	Repairs and Maint- Vehicles	Sheriff	General Fund	302.5	2/1/2021
Dreyer Medical Clinic	Medical/Dental/Hospital Services	Sheriff	General Fund	30	2/1/2021
Dreyer Medical Clinic	Medical/Dental/Hospital Services	Sheriff	General Fund	30	2/1/2021
Dreyer Medical Clinic	Medical/Dental/Hospital Services	Sheriff	General Fund	421	2/1/2021
Dreyer Medical Clinic	Medical/Dental/Hospital Services	Sheriff	General Fund	10	2/1/2021
Dreyer Medical Clinic	Medical/Dental/Hospital Services	Sheriff	General Fund	222	2/1/2021

**CLAIMS PAID REPORT FEBRUARY 2021 FOR COUNTY BOARD INFORMATION**

CLAIMANT/VENDOR	NATURE OF CLAIM	OFFICIAL/DEPARTMENT	FUND	AMOUNT PAID	DATE PAID
Dreyer Medical Clinic	Medical/Dental/Hospital Services	Sheriff	General Fund	421	2/1/2021
Dreyer Medical Clinic	Medical/Dental/Hospital Services	Sheriff	General Fund	10	2/1/2021
Dreyer Medical Clinic	Medical/Dental/Hospital Services	Sheriff	General Fund	222	2/1/2021
Dreyer Medical Clinic	Medical/Dental/Hospital Services	Sheriff	General Fund	30	2/1/2021
Dreyer Medical Clinic	Medical/Dental/Hospital Services	Sheriff	General Fund	30	2/1/2021
Dreyer Medical Clinic	Medical/Dental/Hospital Services	Sheriff	General Fund	421	2/1/2021
Dreyer Medical Clinic	Medical/Dental/Hospital Services	Sheriff	General Fund	10	2/1/2021
Dreyer Medical Clinic	Medical/Dental/Hospital Services	Sheriff	General Fund	222	2/1/2021
Dreyer Medical Clinic	Medical/Dental/Hospital Services	Sheriff	General Fund	421	2/1/2021
Dreyer Medical Clinic	Medical/Dental/Hospital Services	Sheriff	General Fund	10	2/1/2021
Dreyer Medical Clinic	Medical/Dental/Hospital Services	Sheriff	General Fund	222	2/1/2021
Dreyer Medical Clinic	Medical/Dental/Hospital Services	Sheriff	General Fund	30	2/1/2021
Dreyer Medical Clinic	Medical/Dental/Hospital Services	Sheriff	General Fund	441	2/1/2021
Dreyer Medical Clinic	Medical/Dental/Hospital Services	Sheriff	General Fund	10	2/1/2021
Dreyer Medical Clinic	Medical/Dental/Hospital Services	Sheriff	General Fund	222	2/1/2021
Dreyer Medical Clinic	Contractual/Consulting Services	Health	County Health	2,000.00	2/1/2021
DTEN Inc	Public Health Commodities - Coronavirus	Other- Countywide Expenses	Capital Projects	144.94	2/1/2021
Duke & Lee's Johnsons Garage and Towing Inc	Investigations	Sheriff	General Fund	313	2/1/2021
Dynamic Works Institute	DT Job Readiness Training	WIOA 20	Workforce Development	4,002.48	2/1/2021
Dynamic Works Institute	DT Job Readiness Training	WIOA 20	Workforce Development	4,002.48	2/1/2021
E J Rohn Company dba Specialty Mat Service	Office Supplies	Operating Pool	Workforce Development	28.54	2/1/2021
E J Rohn Company dba Specialty Mat Service	Office Supplies	One-Stop shared costs	Workforce Development	27.17	2/1/2021
EAI 9345 dba Image 360	Operating Supplies	County Clerk	General Fund	935	2/1/2021
Ecker Center for Mental Health	Contractual/Consulting Services	Court Services	Drug Court Special Resources	1,250.00	2/1/2021
Ecker Center for Mental Health	Contractual/Consulting Services	Court Services	Drug Court Special Resources	1,250.00	2/1/2021
Elburn NAPA Inc (North Aurora)	Repairs and Maint- Vehicles	Sheriff	General Fund	-18	2/1/2021
Elburn NAPA Inc (North Aurora)	Repairs and Maint- Vehicles	Sheriff	General Fund	936.81	2/1/2021
Elburn NAPA Inc (North Aurora)	Repairs and Maint- Vehicles	Sheriff	General Fund	1,561.45	2/1/2021
Elburn NAPA Inc (North Aurora)	Repairs and Maint- Vehicles	Sheriff	General Fund	422.5	2/1/2021
Elburn NAPA Inc (North Aurora)	Repairs and Maint- Vehicles	Sheriff	General Fund	125.93	2/1/2021
Elgin Community College	Miscellaneous Contractual Exp	WIOA 19	Workforce Development	1,227.36	2/1/2021
Elgin Community College	Work Based Learning Activities	WIOA 19	Workforce Development	2,125.93	2/1/2021
Elgin Community College	Youth Supportive Services	WIOA 19	Workforce Development	87.99	2/1/2021
Elgin Community College	Miscellaneous Contractual Exp	WIOA 19	Workforce Development	13,380.59	2/1/2021
Elgin Community College	Work Based Learning Activities	WIOA 19	Workforce Development	5,642.19	2/1/2021
Elgin Community College	Youth Supportive Services	WIOA 19	Workforce Development	698.58	2/1/2021
Elgin Community College	Academic/Pre-Vocational Services	WIOA 19	Workforce Development	6	2/1/2021
Elgin Hispanic Network	Contractual/Consulting Services	Health	Kane Kares	80	2/1/2021
Elizabeth Berrones	Court Appointed Counsel	Judiciary and Courts	General Fund	1,683.00	2/1/2021
Enterprise FM Trust	Vehicle Lease	Transportation	County Highway	5,049.14	2/1/2021
Environmental Systems Research Inst Inc (ESRI)	Repairs and Maint- Computers	Information Technologies	Geographic Information Systems	220,000.00	2/1/2021
Environmental Systems Research Inst Inc (ESRI)	Computer Software- Non Capital	Information Technologies	Geographic Information Systems	2,513.10	2/1/2021
EQ-The Environmental Quality Co. (dba US Ecology)	Contractual/Consulting Services	Environmental Management	Enterprise Surcharge	5,425.00	2/1/2021
Equirrium INC	Contractual/Consulting Services	Health	County Health	20.98	2/1/2021
Eric C Gwillim	Internet	Other- Countywide Expenses	General Fund	79.95	2/1/2021
Family Counseling Services of Aurora	Psychological/Psychiatric Srvs	Court Services	General Fund	2,383.34	2/1/2021
FedEx	Postage	Other- Countywide Expenses	General Fund	100.26	2/1/2021
Feece Oil Company	Repairs and Maint- Buildings	Building Management	General Fund	1,251.97	2/1/2021
Feece Oil Company	Repairs and Maint- Buildings	Building Management	General Fund	306.21	2/1/2021

**CLAIMS PAID REPORT FEBRUARY 2021 FOR COUNTY BOARD INFORMATION**

CLAIMANT/VENDOR	NATURE OF CLAIM	OFFICIAL/DEPARTMENT	FUND	AMOUNT PAID	DATE PAID
Feece Oil Company	Fuel- Vehicles	Building Management	General Fund	92.18	2/1/2021
Feece Oil Company	Public Health Commodities - Coronavirus	Coroner	General Fund	112.59	2/1/2021
Feece Oil Company	Public Health Commodities - Coronavirus	Coroner	General Fund	101.16	2/1/2021
Feece Oil Company	Public Health Commodities - Coronavirus	Coroner	General Fund	97.79	2/1/2021
Feece Oil Company	Public Health Commodities - Coronavirus	Coroner	General Fund	113.52	2/1/2021
Ficek Electric & Communication Systems Inc	Public Health Commodities - Coronavirus	Other- Countywide Expenses	Capital Projects	2,563.15	2/1/2021
Fifth Third Bank	General Association Dues	Finance	General Fund	80	2/1/2021
Fifth Third Bank	Repairs and Maint- Comm Equip	Information Technologies	General Fund	3,473.94	2/1/2021
Fifth Third Bank	Office Supplies	Information Technologies	General Fund	25.55	2/1/2021
Fifth Third Bank	Office Supplies	Information Technologies	General Fund	2,066.51	2/1/2021
Fifth Third Bank	Computer Related Supplies	Information Technologies	General Fund	79.99	2/1/2021
Fifth Third Bank	Computer Related Supplies	Information Technologies	General Fund	-106.1	2/1/2021
Fifth Third Bank	Computer Related Supplies	Information Technologies	General Fund	1,854.52	2/1/2021
Fifth Third Bank	Books and Subscriptions	Information Technologies	General Fund	27.72	2/1/2021
Fifth Third Bank	Printing Supplies	Information Technologies	General Fund	215.41	2/1/2021
Fifth Third Bank	Office Furniture - Non-Capital	Information Technologies	General Fund	-750	2/1/2021
Fifth Third Bank	Office Furniture - Non-Capital	Information Technologies	General Fund	164.99	2/1/2021
Fifth Third Bank	Fuel- Vehicles	Information Technologies	General Fund	31.51	2/1/2021
Fifth Third Bank	Repairs and Maintenance- Roads	Building Management	General Fund	1,750.00	2/1/2021
Fifth Third Bank	Repairs and Maint- Vehicles	Building Management	General Fund	949	2/1/2021
Fifth Third Bank	Project Administration Services	Human Resource Management	General Fund	76.69	2/1/2021
Fifth Third Bank	Books and Subscriptions	County Clerk	General Fund	27.72	2/1/2021
Fifth Third Bank	Operating Supplies	County Clerk	General Fund	139.64	2/1/2021
Fifth Third Bank	Computer Related Supplies	County Clerk	General Fund	1,495.00	2/1/2021
Fifth Third Bank	Public Health Commodities - Coronavirus	County Clerk	General Fund	2,759.94	2/1/2021
Fifth Third Bank	Employee Recognition Supplies	Judiciary and Courts	General Fund	52.29	2/1/2021
Fifth Third Bank	Office Supplies	Circuit Clerk	General Fund	301.74	2/1/2021
Fifth Third Bank	Office Supplies	Circuit Clerk	General Fund	174.66	2/1/2021
Fifth Third Bank	Office Supplies	Circuit Clerk	General Fund	19.35	2/1/2021
Fifth Third Bank	Repairs and Maint- Vehicles	State's Attorney	General Fund	340.35	2/1/2021
Fifth Third Bank	Conferences and Meetings	State's Attorney	General Fund	30.94	2/1/2021
Fifth Third Bank	General Association Dues	State's Attorney	General Fund	990	2/1/2021
Fifth Third Bank	Office Supplies	Public Defender	General Fund	14.99	2/1/2021
Fifth Third Bank	Investigations	Sheriff	General Fund	25	2/1/2021
Fifth Third Bank	Investigations	Sheriff	General Fund	369.57	2/1/2021
Fifth Third Bank	Investigations	Sheriff	General Fund	408.36	2/1/2021
Fifth Third Bank	Repairs and Maint- Vehicles	Sheriff	General Fund	372.54	2/1/2021
Fifth Third Bank	Repairs and Maint- Vehicles	Sheriff	General Fund	349.58	2/1/2021
Fifth Third Bank	Employee Training	Sheriff	General Fund	1,658.00	2/1/2021
Fifth Third Bank	Office Supplies	Sheriff	General Fund	183.49	2/1/2021
Fifth Third Bank	Office Supplies	Sheriff	General Fund	257.49	2/1/2021
Fifth Third Bank	Operating Supplies	Sheriff	General Fund	146.72	2/1/2021
Fifth Third Bank	Operating Supplies	Sheriff	General Fund	392.59	2/1/2021
Fifth Third Bank	Operating Supplies	Sheriff	General Fund	660.79	2/1/2021
Fifth Third Bank	S.W.A.T. Supplies	Sheriff	General Fund	42.68	2/1/2021
Fifth Third Bank	S.W.A.T. Supplies	Sheriff	General Fund	179.8	2/1/2021
Fifth Third Bank	Bomb Squad Supplies	Sheriff	General Fund	738.48	2/1/2021
Fifth Third Bank	Uniform Supplies	Sheriff	General Fund	650.72	2/1/2021
Fifth Third Bank	Operating Supplies	Sheriff	General Fund	49.99	2/1/2021

**CLAIMS PAID REPORT FEBRUARY 2021 FOR COUNTY BOARD INFORMATION**

CLAIMANT/VENDOR	NATURE OF CLAIM	OFFICIAL/DEPARTMENT	FUND	AMOUNT PAID	DATE PAID
Fifth Third Bank	Weapons and Ammunition	Sheriff	General Fund	43.53	2/1/2021
Fifth Third Bank	Food	Sheriff	General Fund	3,215.95	2/1/2021
Fifth Third Bank	Food	Sheriff	General Fund	3,435.96	2/1/2021
Fifth Third Bank	Operating Supplies	Sheriff	General Fund	91.28	2/1/2021
Fifth Third Bank	Operating Supplies	Sheriff	General Fund	115.07	2/1/2021
Fifth Third Bank	Repairs and Maint- Vehicles	Court Services	General Fund	31.77	2/1/2021
Fifth Third Bank	Incentives	Court Services	General Fund	100	2/1/2021
Fifth Third Bank	Repairs and Maint- Vehicles	Court Services	General Fund	103.65	2/1/2021
Fifth Third Bank	Operating Supplies	Court Services	General Fund	179.99	2/1/2021
Fifth Third Bank	Juvenile Board and Care	Court Services	General Fund	49.98	2/1/2021
Fifth Third Bank	Repairs and Maint- Vehicles	Court Services	General Fund	6	2/1/2021
Fifth Third Bank	Operating Supplies	Court Services	General Fund	611.58	2/1/2021
Fifth Third Bank	Incentives	Court Services	General Fund	415.83	2/1/2021
Fifth Third Bank	General Advertising	Court Services	General Fund	119.95	2/1/2021
Fifth Third Bank	Repairs and Maint- Vehicles	Coroner	General Fund	431.4	2/1/2021
Fifth Third Bank	Repairs and Maint- Vehicles	Environmental Management	General Fund	45.26	2/1/2021
Fifth Third Bank	General Association Dues	Environmental Management	General Fund	150	2/1/2021
Fifth Third Bank	Repairs and Maint- Vehicles	Development	General Fund	50	2/1/2021
Fifth Third Bank	Conferences and Meetings	Development	General Fund	14.99	2/1/2021
Fifth Third Bank	Operating Supplies	Development	General Fund	508.27	2/1/2021
Fifth Third Bank	Software Licensing Cost	Other- Countywide Expenses	General Fund	225.32	2/1/2021
Fifth Third Bank	Telephone	Other- Countywide Expenses	General Fund	113.23	2/1/2021
Fifth Third Bank	Cellular Phone	Other- Countywide Expenses	General Fund	499.9	2/1/2021
Fifth Third Bank	Internet	Other- Countywide Expenses	General Fund	11.99	2/1/2021
Fifth Third Bank	Internet	Other- Countywide Expenses	General Fund	2,371.90	2/1/2021
Fifth Third Bank	Internet	Other- Countywide Expenses	General Fund	147.29	2/1/2021
Fifth Third Bank	Internet	Other- Countywide Expenses	General Fund	22.21	2/1/2021
Fifth Third Bank	Miscellaneous Supplies	Other- Countywide Expenses	General Fund	187.95	2/1/2021
Fifth Third Bank	Office Supplies	Human Resource Management	Insurance Liability	-12.99	2/1/2021
Fifth Third Bank	Conferences and Meetings	State's Attorney	Insurance Liability	50	2/1/2021
Fifth Third Bank	General Association Dues	State's Attorney	Insurance Liability	121	2/1/2021
Fifth Third Bank	General Association Dues	Information Technologies	Geographic Information Systems	510	2/1/2021
Fifth Third Bank	Computer Software- Capital	Information Technologies	Geographic Information Systems	4,500.00	2/1/2021
Fifth Third Bank	Conferences and Meetings	Law Library	Law Library	99	2/1/2021
Fifth Third Bank	Office Supplies	Law Library	Law Library	75.91	2/1/2021
Fifth Third Bank	Books and Subscriptions	Law Library	Law Library	32.9	2/1/2021
Fifth Third Bank	Contractual/Consulting Services	Kane Comm	Kane Comm	17.91	2/1/2021
Fifth Third Bank	Employee Training	Kane Comm	Kane Comm	20	2/1/2021
Fifth Third Bank	General Association Dues	Kane Comm	Kane Comm	714	2/1/2021
Fifth Third Bank	Operating Supplies	Kane Comm	Kane Comm	-97.43	2/1/2021
Fifth Third Bank	Sanction Incentives	Court Services	Drug Court Special Resources	600	2/1/2021
Fifth Third Bank	Direct Cremation	Coroner	Coroner Administration	200	2/1/2021
Fifth Third Bank	Direct Cremation	Coroner	Coroner Administration	669	2/1/2021
Fifth Third Bank	Miscellaneous Contractual Exp	Coroner	Coroner Administration	11.99	2/1/2021
Fifth Third Bank	Miscellaneous Contractual Exp	Coroner	Coroner Administration	20	2/1/2021
Fifth Third Bank	Office Supplies	Coroner	Coroner Administration	50.88	2/1/2021
Fifth Third Bank	Operating Supplies	Coroner	Coroner Administration	110.16	2/1/2021
Fifth Third Bank	Uniform Supplies	Coroner	Coroner Administration	154.29	2/1/2021
Fifth Third Bank	Veterinarian Services	Animal Control	Animal Control	144.46	2/1/2021

**CLAIMS PAID REPORT FEBRUARY 2021 FOR COUNTY BOARD INFORMATION**

CLAIMANT/VENDOR	NATURE OF CLAIM	OFFICIAL/DEPARTMENT	FUND	AMOUNT PAID	DATE PAID
Fifth Third Bank	Office Supplies	Animal Control	Animal Control	48.23	2/1/2021
Fifth Third Bank	Operating Supplies	Animal Control	Animal Control	124.61	2/1/2021
Fifth Third Bank	Animal Care Supplies	Animal Control	Animal Control	199.99	2/1/2021
Fifth Third Bank	Software Licensing Cost	Transportation	County Highway	49	2/1/2021
Fifth Third Bank	Conferences and Meetings	Transportation	County Highway	40	2/1/2021
Fifth Third Bank	Employee Training	Transportation	County Highway	726.85	2/1/2021
Fifth Third Bank	Office Supplies	Transportation	County Highway	60.48	2/1/2021
Fifth Third Bank	Operating Supplies	Transportation	County Highway	172.89	2/1/2021
Fifth Third Bank	Computer Hardware- Non Capital	Transportation	County Highway	363.62	2/1/2021
Fifth Third Bank	Vehicle Parts/Supplies	Transportation	Motor Fuel Local Option	1,239.99	2/1/2021
Fifth Third Bank	Equipment Parts/Supplies	Transportation	Motor Fuel Local Option	570.77	2/1/2021
Fifth Third Bank	Tools	Transportation	Motor Fuel Local Option	300.32	2/1/2021
Fifth Third Bank	Conferences and Meetings	Health	County Health	302.95	2/1/2021
Fifth Third Bank	Operating Supplies	Health	County Health	-41	2/1/2021
Fifth Third Bank	Books and Subscriptions	Health	County Health	13.95	2/1/2021
Fifth Third Bank	Operating Supplies	Health	County Health	74.9	2/1/2021
Fifth Third Bank	Contractual/Consulting Services	Health	County Health	199	2/1/2021
Fifth Third Bank	Contractual/Consulting Services	Health	County Health	399.96	2/1/2021
Fifth Third Bank	Office Supplies	Other- Countywide Expenses	Coronavirus Relief Fund	1.99	2/1/2021
Fifth Third Bank	General Association Dues	Veterans' Commission	Veterans' Commission	500	2/1/2021
Fifth Third Bank	Office Supplies	Development	Community Dev Block Program	2.07	2/1/2021
Fifth Third Bank	Postage	Development	Community Dev Block Program	5.45	2/1/2021
Fifth Third Bank	General Association Dues	Development	Cost Share Drainage	195	2/1/2021
Fifth Third Bank	Conferences and Meetings	County Board	Farmland Preservation	125	2/1/2021
Fifth Third Bank	Coronavirus Commodities - WFD State Grant	WIOA 19	Workforce Development	310.47	2/1/2021
Fifth Third Bank	Internet	Operating Pool	Workforce Development	239.36	2/1/2021
Fifth Third Bank	Telephone	Operating Pool	Workforce Development	144.2	2/1/2021
Fifth Third Bank	Internet	Operating Pool	Workforce Development	311.79	2/1/2021
Fifth Third Bank	Internet	Operating Pool	Workforce Development	133.4	2/1/2021
Fifth Third Bank	Internet	One-Stop shared costs	Workforce Development	227.96	2/1/2021
Fifth Third Bank	Public Health Commodities - Coronavirus	Other- Countywide Expenses	Capital Projects	397.79	2/1/2021
Fifth Third Bank	General Association Dues	Environmental Management	Enterprise Surcharge	548	2/1/2021
Fifth Third Bank	Operating Supplies	Environmental Management	Enterprise Surcharge	114.21	2/1/2021
Flexible Benefits Service Corporation	Healthcare Admin Services	Other- Countywide Expenses	Health Insurance Fund	800	2/1/2021
Flexible Benefits Service Corporation	Healthcare Admin Services	Other- Countywide Expenses	Health Insurance Fund	812	2/1/2021
Flexible Benefits Service Corporation	Accrued Liabilities		Flexible Spending Account	12,823.81	2/1/2021
Flexible Benefits Service Corporation	Accrued Liabilities		Flexible Spending Account	9,424.36	2/1/2021
Forest Preserve District of Kane County	Accrued Liabilities		Forest Preserve Investments	393,636.36	2/1/2021
Fox Valley Internet, Inc.	Internet	Other- Countywide Expenses	General Fund	179	2/1/2021
Fuller's Full Service Car Wash	Repairs and Maint- Vehicles	Building Management	General Fund	469.95	2/1/2021
Fuller's Full Service Car Wash	Repairs and Maint- Vehicles	Building Management	General Fund	339.95	2/1/2021
G.L. Denson, Inc.	Per Diem Expense	Judiciary and Courts	General Fund	33	2/1/2021
G.L. Denson, Inc.	Court Reporter Costs	State's Attorney	General Fund	310	2/1/2021
Garcia Clinical Laboratory, Inc.	Lab Services	Court Services	General Fund	25	2/1/2021
Gasaway Distributors Inc	Liquid Salt	Transportation	County Highway	2,021.86	2/1/2021
Gateway Foundation	Contractual/Consulting Services	Court Services	Drug Court Special Resources	1,670.00	2/1/2021
Gateway Foundation	Residential Treatment	Court Services	Drug Court Special Resources	10,150.00	2/1/2021
Gatza Electric, Inc.	Intersect Lighting Services	Development	Mill Creek Special Service Area	800	2/1/2021
Genesis Technologies Inc.	Office Supplies	County Board	General Fund	1,469.00	2/1/2021

**CLAIMS PAID REPORT FEBRUARY 2021 FOR COUNTY BOARD INFORMATION**

CLAIMANT/VENDOR	NATURE OF CLAIM	OFFICIAL/DEPARTMENT	FUND	AMOUNT PAID	DATE PAID
Genesis Technologies Inc.	Computer Related Supplies	Court Services	General Fund	286.74	2/1/2021
Genesis Technologies Inc.	Office Supplies	Transportation	County Highway	378.28	2/1/2021
Gordon Flesch Company Inc	Repairs and Maint- Equipment	Judiciary and Courts	General Fund	0.33	2/1/2021
Gordon Flesch Company Inc	Repairs and Maint- Copiers	State's Attorney	Insurance Liability	445.67	2/1/2021
Gordon Flesch Company Inc	Repairs and Maint- Office Equip	Health	County Health	753.75	2/1/2021
Government Finance Officers Assn (GFOA)	General Association Dues	Treasurer/Collector	Tax Sale Automation	150	2/1/2021
Grainger Inc	Repairs and Maint- Buildings	Building Management	General Fund	322.91	2/1/2021
Grainger Inc	Repairs and Maint- Buildings	Building Management	General Fund	-110.43	2/1/2021
Grainger Inc	Repairs and Maint- Buildings	Building Management	General Fund	99	2/1/2021
Grainger Inc	Repairs and Maint- Buildings	Building Management	General Fund	43.34	2/1/2021
Grainger Inc	Repairs and Maint- Buildings	Building Management	General Fund	6.54	2/1/2021
Grainger Inc	Repairs and Maint- Buildings	Animal Control	Animal Control	111.16	2/1/2021
Grainger Inc	Public Health Commodities - Coronavirus	Other- Countywide Expenses	Capital Projects	2,083.92	2/1/2021
Grainger Inc	Operating Supplies	Environmental Management	Enterprise Surcharge	1,804.00	2/1/2021
Green Tree Pharmacy	Medical Supplies and Drugs	Court Services	General Fund	151.82	2/1/2021
Group Alternatives, Inc.	Contractual/Consulting Services	Other- Countywide Expenses	Health Insurance Fund	8,400.00	2/1/2021
H & H Electric Co.	Utilities- Intersect Lighting	Transportation	Motor Fuel Local Option	41,441.03	2/1/2021
H & H Electric Co.	Utilities- Intersect Lighting	Transportation	Motor Fuel Local Option	14,935.62	2/1/2021
H & H Electric Co.	Utilities- Intersect Lighting	Transportation	Motor Fuel Local Option	16,538.80	2/1/2021
H.W. Lochner, Inc.	Engineering Services	Transportation	County Highway	5,699.00	2/1/2021
H.W. Lochner, Inc.	Engineering Services	Transportation	Transportation Capital	11,802.87	2/1/2021
Hampton Lenzini & Renwick, Inc. (HLR)	Engineering Services	Transportation	Motor Fuel Tax	45,783.24	2/1/2021
Hampton Lenzini & Renwick, Inc. (HLR)	Engineering Services	Transportation	Motor Fuel Local Option	440	2/1/2021
Hampton Lenzini & Renwick, Inc. (HLR)	Engineering Services	Transportation	Motor Fuel Local Option	1,360.00	2/1/2021
Havlicek Geneva Ace Hardware LLC	Repairs and Maint- Buildings	Building Management	General Fund	6.99	2/1/2021
Havlicek Geneva Ace Hardware LLC	Repairs and Maint- Buildings	Building Management	General Fund	55.39	2/1/2021
Havlicek Geneva Ace Hardware LLC	Repairs and Maint- Buildings	Building Management	General Fund	18.65	2/1/2021
Havlicek Geneva Ace Hardware LLC	Repairs and Maint- Buildings	Building Management	General Fund	5.92	2/1/2021
Healthcare Waste Management Inc (HWM)	Disposal and Water Softener Srvs	Health	County Health	82.25	2/1/2021
Healthcare Waste Management Inc (HWM)	Operating Supplies	Health	County Health	236.78	2/1/2021
Herman Gomez Tree Service and Landscaping Inc	Repairs and Maint- Grounds	Development	Mill Creek Special Service Area	16,790.00	2/1/2021
Holly Shive	Employee Mileage Expense	County Clerk	General Fund	17.25	2/1/2021
HOV Services Inc dba an Exela Technologies Co	Operating Supplies	Recorder	Recorder's Automation	355.47	2/1/2021
Huddleston McBride Drainage Co.	Contractual/Consulting Services	Development	Cost Share Drainage	3,120.00	2/1/2021
Humana Insurance Company	Healthcare - Health Insurance	Other- Countywide Expenses	Health Insurance Fund	6,583.06	2/1/2021
I-355 & 143rd LLC	Equipment Rental	Kane Comm	Kane Comm	27,012.00	2/1/2021
i3logix Inc	Election Services	County Clerk	General Fund	500	2/1/2021
i3logix Inc	Election Services	County Clerk	General Fund	7,660.48	2/1/2021
IL Counties Solid Waste Mgmt Assn (ILCSWMA)	General Association Dues	Environmental Management	Enterprise Surcharge	100	2/1/2021
ILLCO INC	Repairs and Maint- Buildings	Building Management	General Fund	293.66	2/1/2021
ILLCO INC	Repairs and Maint- Buildings	Building Management	General Fund	252.08	2/1/2021
Illinois Association of Chiefs of Police	Employee Training	Sheriff	General Fund	150	2/1/2021
Illinois Coroners & Medical Examiners Assn (ICMEA)	General Association Dues	Coroner	Coroner Administration	800	2/1/2021
Illinois Department of Revenue	Accrued Liabilities		Recorder's Rental Surcharge	71,883.00	2/1/2021
Illinois Department of Revenue	Accrued Liabilities		State Real Estate Transfer Tax	456,602.00	2/1/2021
Illinois Emergency Management Agency (IEMA)	Contractual/Consulting Services	Sheriff	General Fund	225	2/1/2021
Illinois Emergency Management Agency (IEMA)	Contractual/Consulting Services	Sheriff	General Fund	75	2/1/2021
Illinois Public Health Association	General Association Dues	Health	County Health	2,000.00	2/1/2021
Illinois Sheriffs' Association	General Association Dues	Sheriff	General Fund	1,742.00	2/1/2021

**CLAIMS PAID REPORT FEBRUARY 2021 FOR COUNTY BOARD INFORMATION**

CLAIMANT/VENDOR	NATURE OF CLAIM	OFFICIAL/DEPARTMENT	FUND	AMOUNT PAID	DATE PAID
Image-Pro Services & Supplies Inc	Computer Related Supplies	Circuit Clerk	Court Document Storage	446.92	2/1/2021
Impact Networking, LLC	Printing Supplies	Information Technologies	General Fund	1,163.29	2/1/2021
Impact Networking, LLC	Repairs and Maint- Copiers	State's Attorney	General Fund	666	2/1/2021
Impact Networking, LLC	Repairs and Maint- Computers	Public Defender	General Fund	113	2/1/2021
Impact Networking, LLC	Repairs and Maint- Computers	Public Defender	General Fund	113	2/1/2021
Impact Networking, LLC	Repairs and Maint- Copiers	Sheriff	General Fund	22.02	2/1/2021
Impact Networking, LLC	Repairs and Maint- Copiers	Sheriff	General Fund	99.04	2/1/2021
Impact Networking, LLC	Repairs and Maint- Copiers	Court Services	General Fund	104	2/1/2021
Impact Networking, LLC	Repairs and Maint- Copiers	State's Attorney	Insurance Liability	111	2/1/2021
Impact Networking, LLC	Repairs and Maint- Copiers	State's Attorney	Child Advocacy Center	222	2/1/2021
Impact Networking, LLC	Repairs and Maint- Copiers	Transportation	County Highway	32	2/1/2021
Impact Networking, LLC	Office Supplies	WIOA 20	Workforce Development	23	2/1/2021
Impact Networking, LLC	Office Supplies	Operating Pool	Workforce Development	46	2/1/2021
Impact Networking, LLC	Office Supplies	Operating Pool	Workforce Development	23	2/1/2021
Impact Networking, LLC	Office Supplies	One-Stop shared costs	Workforce Development	23	2/1/2021
Institute of Personality & Ability Testing-IPAT	Operating Supplies	Sheriff	General Fund	1,425.00	2/1/2021
Institute of Personality & Ability Testing-IPAT	Operating Supplies	Sheriff	General Fund	247	2/1/2021
IT Expert System, Inc.	DT ITA	WIOA 20	Workforce Development	2,800.00	2/1/2021
J Patrick Jaeger	Legal Services	Transportation	County Highway	59,674.92	2/1/2021
J Patrick Jaeger	Legal Services	Transportation	County Highway	4,000.00	2/1/2021
J&L Excavating, Inc.	Other Construction	Development	Cost Share Drainage	14,300.00	2/1/2021
Jacobs Engineering	Contractual/Consulting Services	Transportation	County Highway	5,953.62	2/1/2021
James E Beck	SS Transportation Assistance	TAA 19	Workforce Development	901.6	2/1/2021
James G Guagliardo	Legal Services	State's Attorney	Insurance Liability	427.5	2/1/2021
James G Guagliardo	Legal Services	State's Attorney	Insurance Liability	285	2/1/2021
James J Plonczynski	Employee Mileage Expense	Development	General Fund	12.88	2/1/2021
Javier Torres	SS Transportation Assistance	TAA 19	Workforce Development	336.96	2/1/2021
Javier Torres	SS Transportation Assistance	TAA 19	Workforce Development	510.72	2/1/2021
Jessica Orsini	Tuition Reimbursement	County Board	Grand Victoria Casino Elgin	769.46	2/1/2021
Jill Reed	Internet	Other- Countywide Expenses	General Fund	83	2/1/2021
Jill E Gasparaitis	Court Reporter Costs	State's Attorney	General Fund	22	2/1/2021
John F. Harahan	Accrued Liabilities		911 Emergency Surcharge	225	2/1/2021
John W Gasparini Inc dba Marks Plumbing Parts	Repairs and Maint- Equipment	Sheriff	General Fund	498.9	2/1/2021
John Zakosek	Internet	Other- Countywide Expenses	General Fund	69.95	2/1/2021
Johnson Controls Security Solutions (Tyco)	Repairs and Maint- Buildings	Building Management	General Fund	418.5	2/1/2021
Jon Kloese	Internet	Other- Countywide Expenses	General Fund	79.9	2/1/2021
Jon Kloese	Internet	Other- Countywide Expenses	General Fund	79.9	2/1/2021
Kathleen LeComte	Per Diem Expense	Judiciary and Courts	General Fund	36	2/1/2021
Kathleen LeComte	Per Diem Expense	Judiciary and Courts	General Fund	76	2/1/2021
Keith Smith	Contractual/Consulting Services	Court Services	Probation Services	200	2/1/2021
Keith Smith	Psychological/Psychiatric Srvs	Court Services	Probation Services	400	2/1/2021
KenCom (Kendall County Emergency Phone Service)	Accrued Liabilities		911 Emergency Surcharge	5,252.82	2/1/2021
Kentwood Office Furniture, LLC	Public Health Commodities - Coronavirus	Building Management	General Fund	6,451.79	2/1/2021
Kimberly Vargas	Tuition Reimbursement	County Board	Grand Victoria Casino Elgin	459	2/1/2021
Kimley-Horn & Associates, Inc.	Engineering Services	Transportation	Motor Fuel Tax	10,417.66	2/1/2021
Kishwaukee College	Miscellaneous Contractual Exp	WIOA 20	Workforce Development	13,836.32	2/1/2021
Kishwaukee College	Miscellaneous Contractual Exp	WIOA 20	Workforce Development	5,835.84	2/1/2021
Kobald Reporting Inc	Court Reporter Costs	State's Attorney	General Fund	152	2/1/2021
Kobald Reporting Inc	Court Reporter Costs	State's Attorney	General Fund	480	2/1/2021

**CLAIMS PAID REPORT FEBRUARY 2021 FOR COUNTY BOARD INFORMATION**

CLAIMANT/VENDOR	NATURE OF CLAIM	OFFICIAL/DEPARTMENT	FUND	AMOUNT PAID	DATE PAID
LaForce Inc	Professional Services	Operating Pool	Workforce Development	1,716.00	2/1/2021
Language Line Services	Contractual/Consulting Services	Court Services	Probation Services	1,072.14	2/1/2021
Lindsey Brusky	Internet	Other- Countywide Expenses	General Fund	94	2/1/2021
Lindsey Brusky	Internet	Other- Countywide Expenses	General Fund	94	2/1/2021
Lorig Construction Company	Bridge Construction	Transportation	Longmeadow Bond Construction	92,763.67	2/1/2021
Lowes	Repairs and Maint- Buildings	Building Management	General Fund	24.09	2/1/2021
Lowes	Repairs and Maint- Buildings	Building Management	General Fund	67.35	2/1/2021
Lowes	Repairs and Maint- Buildings	Building Management	General Fund	65.63	2/1/2021
Lowes	Repairs and Maint- Buildings	Building Management	General Fund	10.44	2/1/2021
Lowes	Repairs and Maint- Buildings	Building Management	General Fund	28.44	2/1/2021
Lowes	Repairs and Maint- Buildings	Building Management	General Fund	63.65	2/1/2021
Lowes	Repairs and Maint- Buildings	Building Management	General Fund	56.53	2/1/2021
Lowes	Repairs and Maint- Buildings	Building Management	General Fund	31.8	2/1/2021
M.A.C. Construction, Inc.	Repairs and Maintenance- Roads	Building Management	General Fund	1,134.00	2/1/2021
M.A.C. Construction, Inc.	Repairs and Maintenance- Roads	Building Management	General Fund	1,350.00	2/1/2021
M.A.C. Construction, Inc.	Repairs and Maintenance- Roads	Building Management	General Fund	312	2/1/2021
M.A.C. Construction, Inc.	Repairs and Maintenance- Roads	Building Management	General Fund	250	2/1/2021
M.A.C. Construction, Inc.	Repairs and Maintenance- Roads	Building Management	General Fund	1,386.00	2/1/2021
M.A.C. Construction, Inc.	Repairs and Maintenance- Roads	Building Management	General Fund	1,650.00	2/1/2021
M.A.C. Construction, Inc.	Janitorial Services	Building Management	General Fund	3,445.00	2/1/2021
M.A.C. Construction, Inc.	Repairs and Maintenance- Roads	Building Management	General Fund	175	2/1/2021
M.A.C. Construction, Inc.	Repairs and Maintenance- Roads	Building Management	General Fund	4,605.00	2/1/2021
M.A.C. Construction, Inc.	Repairs and Maintenance- Roads	Building Management	General Fund	825	2/1/2021
M.A.C. Construction, Inc.	Repairs and Maintenance- Roads	Building Management	General Fund	125	2/1/2021
M.A.C. Construction, Inc.	Repairs and Maintenance- Roads	Building Management	General Fund	970	2/1/2021
M.A.C. Construction, Inc.	Repairs and Maintenance- Roads	Building Management	General Fund	250	2/1/2021
M.A.C. Construction, Inc.	Repairs and Maintenance- Roads	Building Management	General Fund	1,350.00	2/1/2021
M.A.C. Construction, Inc.	Repairs and Maintenance- Roads	Building Management	General Fund	1,650.00	2/1/2021
Marberry Cleaners & Launderers	Miscellaneous Contractual Exp	Coroner	General Fund	58	2/1/2021
Mariann L Busch	Per Diem Expense	Judiciary and Courts	General Fund	100	2/1/2021
Mark D. Armstrong	Employee Training	Supervisor of Assessments	General Fund	27.5	2/1/2021
Martina M. Ralls	Court Reporter Costs	State's Attorney	General Fund	20	2/1/2021
Mary A Trezzo	Court Reporter Costs	State's Attorney	General Fund	9.5	2/1/2021
Matthew Peterson	Software Licensing Cost	Court Services	General Fund	159.98	2/1/2021
MCI	Telephone	Operating Pool	Workforce Development	49.7	2/1/2021
Meade Inc.	Accrued Liabilities		Township Motor Fuel	175	2/1/2021
Meagan Carroll	Per Diem Expense	Judiciary and Courts	General Fund	200	2/1/2021
Mechanical Inc dba Helm Service	Repairs and Maint- Buildings	Building Management	General Fund	1,894.01	2/1/2021
Mechanical Inc dba Helm Service	Repairs and Maint- Buildings	Building Management	General Fund	350	2/1/2021
Mechanical Inc dba Helm Service	Repairs and Maint- Buildings	Building Management	General Fund	2,279.91	2/1/2021
Mechanical Inc dba Helm Service	Repairs and Maint- Buildings	Building Management	General Fund	350	2/1/2021
Mechanical Inc dba Helm Service	Repairs and Maint- Equipment	Building Management	General Fund	2,387.30	2/1/2021
Mechanical Inc dba Helm Service	Repairs and Maint- Equipment	Building Management	General Fund	2,052.14	2/1/2021
Mechanical Inc dba Helm Service	Repairs and Maint- Buildings	Building Management	General Fund	819.92	2/1/2021
Mechanical Inc dba Helm Service	Repairs and Maint- Buildings	Building Management	General Fund	409.96	2/1/2021
Mechanical Inc dba Helm Service	Repairs and Maint- Buildings	Building Management	General Fund	551.61	2/1/2021
Mechanical Inc dba Helm Service	Repairs and Maint- Equipment	Building Management	General Fund	2,599.13	2/1/2021
Menards, Inc.	Repairs and Maint- Buildings	Building Management	General Fund	74.6	2/1/2021
Menards, Inc.	Repairs and Maint- Buildings	Building Management	General Fund	23.84	2/1/2021

**CLAIMS PAID REPORT FEBRUARY 2021 FOR COUNTY BOARD INFORMATION**

CLAIMANT/VENDOR	NATURE OF CLAIM	OFFICIAL/DEPARTMENT	FUND	AMOUNT PAID	DATE PAID
Menards, Inc.	Repairs and Maint- Buildings	Building Management	General Fund	18.95	2/1/2021
Menards, Inc.	Operating Supplies	Sheriff	General Fund	101.09	2/1/2021
Menards, Inc.	Repairs and Maint- Buildings	Animal Control	Animal Control	100.93	2/1/2021
Microtrain Technologies	DT ITA	WIOA 19	Workforce Development	5,015.00	2/1/2021
Microtrain Technologies	DT ITA	WIOA 19	Workforce Development	1,960.00	2/1/2021
Microtrain Technologies	DT ITA	WIOA 19	Workforce Development	5,500.00	2/1/2021
Microtrain Technologies	DT ITA	WIOA 19	Workforce Development	2,395.00	2/1/2021
Microtrain Technologies	DT ITA	WIOA 19	Workforce Development	1,310.00	2/1/2021
Microtrain Technologies	DT ITA	WIOA 19	Workforce Development	600	2/1/2021
Microtrain Technologies	DT ITA	WIOA 19	Workforce Development	3,219.00	2/1/2021
Microtrain Technologies	DT ITA	WIOA 19	Workforce Development	2,234.00	2/1/2021
Microtrain Technologies	DT ITA	WIOA 19	Workforce Development	295	2/1/2021
Microtrain Technologies	DT ITA	WIOA 19	Workforce Development	3,695.00	2/1/2021
Microtrain Technologies	DT ITA	WIOA 19	Workforce Development	4,050.00	2/1/2021
Microtrain Technologies	DT ITA	WIOA 19	Workforce Development	3,705.00	2/1/2021
Microtrain Technologies	DT ITA	WIOA 19	Workforce Development	3,270.00	2/1/2021
Microtrain Technologies	DT ITA	WIOA 19	Workforce Development	3,705.00	2/1/2021
Microtrain Technologies	DT ITA	WIOA 19	Workforce Development	2,040.00	2/1/2021
Microtrain Technologies	DT ITA	WIOA 19	Workforce Development	5,720.00	2/1/2021
Microtrain Technologies	DT ITA	WIOA 19	Workforce Development	1,310.00	2/1/2021
Microtrain Technologies	DT ITA	WIOA 19	Workforce Development	2,350.00	2/1/2021
Microtrain Technologies	DT ITA	WIOA 19	Workforce Development	2,395.00	2/1/2021
Microtrain Technologies	DT ITA	WIOA 19	Workforce Development	3,350.00	2/1/2021
Microtrain Technologies	DT ITA	TAA 19	Workforce Development	5,745.00	2/1/2021
Midwest Salt LLC	Disposal and Water Softener Srvs	Building Management	General Fund	932.4	2/1/2021
Midwest Salt LLC	Disposal and Water Softener Srvs	Building Management	General Fund	932.4	2/1/2021
Midwest Salt LLC	Disposal and Water Softener Srvs	Building Management	General Fund	932.4	2/1/2021
Midwest Veterinary Supply Inc	Animal Care Supplies	Animal Control	Animal Control	69.56	2/1/2021
Midwest Veterinary Supply Inc	Medical Supplies and Drugs	Animal Control	Animal Control	117.64	2/1/2021
Natalie Hall	Autopsies/Consulting	Coroner	General Fund	800	2/1/2021
Nathan Becker	SS Other Supportive Services	WIOA 20	Workforce Development	86.5	2/1/2021
Nickerson & Associates P C	Contractual/Consulting Services	Court Services	Probation Services	1,340.00	2/1/2021
Nicor Gas	Utilities- Natural Gas	Building Management	General Fund	341.8	2/1/2021
Nicor Gas	Utilities- Natural Gas	Building Management	General Fund	592.04	2/1/2021
Nicor Gas	Utilities- Natural Gas	Transportation	County Highway	1,985.60	2/1/2021
Nicor Gas	Utilities- Natural Gas	Transportation	County Highway	691.46	2/1/2021
Nicor Gas	Miscellaneous Contractual Exp	Development	Homeless Prevention Program	395.3	2/1/2021
Nicor Gas	Utilities- Natural Gas	Operating Pool	Workforce Development	260.28	2/1/2021
Nicor Gas	Utilities- Natural Gas	Operating Pool	Workforce Development	105.16	2/1/2021
Nicor Gas	Utilities- Natural Gas	One-Stop shared costs	Workforce Development	100.15	2/1/2021
NMS Labs	Toxicology Expense	Coroner	General Fund	7,464.00	2/1/2021
Noah Jones	General Association Dues	Transportation	County Highway	99	2/1/2021
Noah Jones	Cellular Phone	Transportation	County Highway	50	2/1/2021
North Shore College (Northbrook Coll of Healthcar)	DT ITA	WIOA 20	Workforce Development	3,200.00	2/1/2021
Northern Illinois Public Health Consortium	General Association Dues	Health	County Health	7,500.00	2/1/2021
One Hope United	Psychological/Psychiatric Srvs	Court Services	Probation Services	19,105.26	2/1/2021
Open Text Inc	Contractual/Consulting Services	Health	County Health	100	2/1/2021
Ottawa Investment Properties LLC	Miscellaneous Contractual Exp	Development	Homeless Prevention Program	7,475.00	2/1/2021
Ottosen DiNolfo, Hasenbalg & Castaldo Ltd	Highway Right of Way	Transportation	Transportation Sales Tax	95	2/1/2021

**CLAIMS PAID REPORT FEBRUARY 2021 FOR COUNTY BOARD INFORMATION**

CLAIMANT/VENDOR	NATURE OF CLAIM	OFFICIAL/DEPARTMENT	FUND	AMOUNT PAID	DATE PAID
Ottosen DiNolfo, Hasenbalg & Castaldo Ltd	Highway Right of Way	Transportation	Transportation Sales Tax	285	2/1/2021
Paddock Publications (Daily Herald)	Legal Trial Notices	State's Attorney	General Fund	910.8	2/1/2021
Paddock Publications (Daily Herald)	Legal Printing	Development	General Fund	411.7	2/1/2021
Paddock Publications (Daily Herald)	Legal Printing	Transportation	County Highway	37.95	2/1/2021
Paddock Publications (Daily Herald)	Legal Printing	WIOA 20	Workforce Development	39.1	2/1/2021
Parents Alliance Employment Project	Miscellaneous Contractual Exp	WIOA 19	Workforce Development	4,434.42	2/1/2021
Parents Alliance Employment Project	Work Based Learning Activities	WIOA 19	Workforce Development	10,002.99	2/1/2021
Parents Alliance Employment Project	Youth Supportive Services	WIOA 19	Workforce Development	3,151.03	2/1/2021
Pathways Community Network Institute	Contractual/Consulting Services	Development	Homeless Management Info Systems	3,126.34	2/1/2021
Patten Industries Power Dry of Chicago dba Chicago Water & Fire Rest	Miscellaneous Contractual Exp	Coroner	General Fund	100	2/1/2021
Peloton Inc dba Frank's Employment	Contractual/Consulting Services	Judiciary and Courts	General Fund	136.5	2/1/2021
Peloton Inc dba Frank's Employment	Contractual/Consulting Services	Judiciary and Courts	General Fund	136.5	2/1/2021
Peloton Inc dba Frank's Employment	Contractual/Consulting Services	Health	County Health	878.56	2/1/2021
Peloton Inc dba Frank's Employment	Contractual/Consulting Services	Health	County Health	1,473.25	2/1/2021
Peloton Inc dba Frank's Employment	Contractual/Consulting Services	Health	County Health	1,213.88	2/1/2021
Peloton Inc dba Frank's Employment	Contractual/Consulting Services	Health	County Health	1,494.00	2/1/2021
Peloton Inc dba Frank's Employment	Contractual/Consulting Services	Health	County Health	871.5	2/1/2021
Peloton Inc dba Frank's Employment	Contractual/Consulting Services	Health	County Health	684.75	2/1/2021
Peloton Inc dba Frank's Employment	Contractual/Consulting Services	Health	County Health	581	2/1/2021
Peloton Inc dba Frank's Employment	Contractual/Consulting Services	Health	County Health	1,597.75	2/1/2021
Peloton Inc dba Frank's Employment	Contractual/Consulting Services	Health	County Health	1,514.75	2/1/2021
Peloton Inc dba Frank's Employment	Contractual/Consulting Services	Health	County Health	1,016.75	2/1/2021
Peloton Inc dba Frank's Employment	Contractual/Consulting Services	Health	County Health	1,162.00	2/1/2021
Peloton Inc dba Frank's Employment	Contractual/Consulting Services	Health	County Health	1,040.00	2/1/2021
Peloton Inc dba Frank's Employment	Contractual/Consulting Services	Health	County Health	1,340.00	2/1/2021
Peoplelink LLC dba Teamsoft	Contractual/Consulting Services	Health	County Health	1,463.70	2/1/2021
Peoplelink LLC dba Teamsoft	Contractual/Consulting Services	Health	County Health	831.6	2/1/2021
Peoplelink LLC dba Teamsoft	Contractual/Consulting Services	Health	County Health	819.72	2/1/2021
Peterson Cleaning, Inc. (PCI Services, Inc.)	Public Health Services - Coronavirus	Building Management	General Fund	1,500.00	2/1/2021
Peterson Cleaning, Inc. (PCI Services, Inc.)	Janitorial Services	Building Management	General Fund	3,881.30	2/1/2021
Peterson Cleaning, Inc. (PCI Services, Inc.)	Janitorial Services	Building Management	General Fund	3,009.95	2/1/2021
Peterson Cleaning, Inc. (PCI Services, Inc.)	Janitorial Services	Building Management	General Fund	1,318.87	2/1/2021
Peterson Cleaning, Inc. (PCI Services, Inc.)	Janitorial Services	Building Management	General Fund	3,359.79	2/1/2021
Peterson Cleaning, Inc. (PCI Services, Inc.)	Janitorial Services	Court Services	General Fund	259	2/1/2021
Peterson Cleaning, Inc. (PCI Services, Inc.)	Janitorial Services	Court Services	General Fund	370	2/1/2021
Peterson Cleaning, Inc. (PCI Services, Inc.)	Janitorial Services	Court Services	General Fund	277.5	2/1/2021
Peterson Cleaning, Inc. (PCI Services, Inc.)	Janitorial Services	Court Services	General Fund	384.99	2/1/2021
Peterson Cleaning, Inc. (PCI Services, Inc.)	Janitorial Services	Transportation	County Highway	832.5	2/1/2021
Peterson Cleaning, Inc. (PCI Services, Inc.)	Janitorial Services	Health	County Health	222	2/1/2021
Peterson Cleaning, Inc. (PCI Services, Inc.)	Janitorial Services	Health	County Health	148	2/1/2021
PetroChoice Holdings Inc	Vehicle Parts/Supplies	Transportation	Motor Fuel Local Option	457	2/1/2021
Petroleum Traders Corporation	Fuel- Vehicles	Sheriff	General Fund	15,017.94	2/1/2021
Petroleum Traders Corporation	Fuel- Vehicles	Transportation	County Highway	14,387.71	2/1/2021
Petty Cash-Clerk of the Circuit Court	Office Supplies	Circuit Clerk	General Fund	12.06	2/1/2021
Petty Cash-Sheriff	Repairs and Maint- Vehicles	Sheriff	General Fund	45.5	2/1/2021
Petty Cash-Sheriff	Operating Supplies	Sheriff	General Fund	54	2/1/2021
Petty Cash-Sheriff	Public Health Services - Coronavirus	Sheriff	General Fund	180	2/1/2021
Phoenix Staffing & Management Systems	Contractual/Consulting Services	Information Technologies	General Fund	910	2/1/2021
Phoenix Staffing & Management Systems	Contractual/Consulting Services	Information Technologies	General Fund	455	2/1/2021

**CLAIMS PAID REPORT FEBRUARY 2021 FOR COUNTY BOARD INFORMATION**

CLAIMANT/VENDOR	NATURE OF CLAIM	OFFICIAL/DEPARTMENT	FUND	AMOUNT PAID	DATE PAID
Phoenix Staffing & Management Systems	Public Health Services - Coronavirus	Information Technologies	General Fund	546	2/1/2021
Phoenix Staffing & Management Systems	Public Health Services - Coronavirus	Information Technologies	General Fund	682.5	2/1/2021
Phoenix Staffing & Management Systems	Contractual/Consulting Services	Other- Countywide Expenses	Public Safety Sales Tax	689.98	2/1/2021
Phoenix Staffing & Management Systems	Contractual/Consulting Services	Other- Countywide Expenses	Public Safety Sales Tax	507.65	2/1/2021
Phoenix Staffing & Management Systems	Public Health Services - Coronavirus	Other- Countywide Expenses	Judicial Technology Sales Tax	594.75	2/1/2021
Phoenix Staffing & Management Systems	Public Health Services - Coronavirus	Other- Countywide Expenses	Judicial Technology Sales Tax	594.75	2/1/2021
Phoenix Staffing & Management Systems	Contractual/Consulting Services	Information Technologies	Web Technical Services	2,600.00	2/1/2021
Phoenix Staffing & Management Systems	Contractual/Consulting Services	Information Technologies	Web Technical Services	2,600.00	2/1/2021
Physicians Immediate Care North Chicago, LLC	Pre-Employment Physicals	Kane Comm	Kane Comm	484	2/1/2021
Pitney Bowes Presort Services LLC	Postage	Other- Countywide Expenses	General Fund	22.27	2/1/2021
Pitney Bowes Presort Services LLC	Postage	Other- Countywide Expenses	General Fund	51.96	2/1/2021
PolyJohn Enterprises Corp	Public Health Commodities - Coronavirus	County Clerk	General Fund	6,250.60	2/1/2021
Pomps Tire Service Inc	Vehicle Parts/Supplies	Transportation	Motor Fuel Local Option	437	2/1/2021
Precision Dynamics Corporation dba PDC Identocard	Office Supplies	Human Resource Management	General Fund	429	2/1/2021
Priority Products, Inc.	Repairs and Maint- Vehicles	Sheriff	General Fund	416.71	2/1/2021
Priority Products, Inc.	Equipment Parts/Supplies	Transportation	Motor Fuel Local Option	159.21	2/1/2021
Priority Products, Inc.	Equipment Parts/Supplies	Transportation	Motor Fuel Local Option	9.71	2/1/2021
Priority Products, Inc.	Equipment Parts/Supplies	Transportation	Motor Fuel Local Option	-15.28	2/1/2021
Rachel J. Hess	Court Appointed Counsel	Judiciary and Courts	General Fund	3,333.00	2/1/2021
Ray O'Herron Co., Inc.	Uniform Supplies	Sheriff	General Fund	659.17	2/1/2021
Ray O'Herron Co., Inc.	Uniform Supplies	Sheriff	General Fund	356.45	2/1/2021
Ray O'Herron Co., Inc.	Uniform Supplies	Sheriff	General Fund	152.98	2/1/2021
Ray O'Herron Co., Inc.	Uniform Supplies	Sheriff	General Fund	434.54	2/1/2021
Ray O'Herron Co., Inc.	Uniform Supplies	Sheriff	General Fund	451.42	2/1/2021
Ray O'Herron Co., Inc.	Uniform Supplies	Sheriff	General Fund	229.47	2/1/2021
Ray O'Herron Co., Inc.	Uniform Supplies	Sheriff	General Fund	225.03	2/1/2021
Ray O'Herron Co., Inc.	Uniform Supplies	Sheriff	General Fund	453.2	2/1/2021
Ray O'Herron Co., Inc.	Uniform Supplies	Sheriff	General Fund	47.95	2/1/2021
Ray O'Herron Co., Inc.	Uniform Supplies	Sheriff	General Fund	327.71	2/1/2021
Ray O'Herron Co., Inc.	Uniform Supplies	Sheriff	General Fund	475.59	2/1/2021
Ray O'Herron Co., Inc.	Uniform Supplies	Sheriff	General Fund	18.95	2/1/2021
Ray O'Herron Co., Inc.	Uniform Supplies	Sheriff	General Fund	369.95	2/1/2021
Ray O'Herron Co., Inc.	Uniform Supplies	Sheriff	General Fund	637.63	2/1/2021
Ray O'Herron Co., Inc.	Uniform Supplies	Sheriff	General Fund	637.63	2/1/2021
Ray O'Herron Co., Inc.	Uniform Supplies	Sheriff	General Fund	557.8	2/1/2021
Ray O'Herron Co., Inc.	Uniform Supplies	Sheriff	General Fund	681.88	2/1/2021
Rayco Marking Products	Office Supplies	Treasurer/Collector	General Fund	634.25	2/1/2021
Rayco Marking Products	Office Supplies	Circuit Clerk	General Fund	49.29	2/1/2021
Rayco Marking Products	Office Supplies	Court Services	General Fund	27.2	2/1/2021
Reditus Laboratories LLC	Public Health Commodities - Coronavirus	Sheriff	General Fund	75,040.00	2/1/2021
Reditus Laboratories LLC	Public Health Commodities - Coronavirus	Sheriff	General Fund	109,480.00	2/1/2021
Redwood Toxicology Inc.	Lab Services	Court Services	General Fund	117.6	2/1/2021
Redwood Toxicology Inc.	Lab Services	Court Services	General Fund	3.4	2/1/2021
Redwood Toxicology Inc.	Lab Services	Court Services	General Fund	70.2	2/1/2021
Redwood Toxicology Inc.	Lab Services	Court Services	Substance Abuse Screening	168.4	2/1/2021
Redwood Toxicology Inc.	Lab Services	Court Services	Substance Abuse Screening	3.4	2/1/2021
Redwood Toxicology Inc.	Lab Services	Court Services	Substance Abuse Screening	91.2	2/1/2021
Redwood Toxicology Inc.	Lab Services	Court Services	Drug Court Special Resources	2,115.95	2/1/2021
Reichart Consulting Group	Conferences and Meetings	Health	County Health	100	2/1/2021

**CLAIMS PAID REPORT FEBRUARY 2021 FOR COUNTY BOARD INFORMATION**

CLAIMANT/VENDOR	NATURE OF CLAIM	OFFICIAL/DEPARTMENT	FUND	AMOUNT PAID	DATE PAID
Robert B Yingst	Miscellaneous Contractual Exp	Development	Homeless Prevention Program	6,000.00	2/1/2021
Robert Enright	Internet	Other- Countywide Expenses	General Fund	93.95	2/1/2021
Robert Linke	Fuel- Vehicles	Environmental Management	Enterprise Surcharge	22.5	2/1/2021
Robert M. Shive	Internet	Other- Countywide Expenses	General Fund	194.85	2/1/2021
Rock Gate Capital, LLC (dba 160 Driving Academy)	DT ITA	WIOA 20	Workforce Development	4,993.00	2/1/2021
Ronald L. Haskell	Court Appointed Counsel	Judiciary and Courts	General Fund	3,083.00	2/1/2021
Rondo Enterprises, Inc.	Repairs and Maintenance- Roads	Building Management	General Fund	970.28	2/1/2021
Rons Automotive Services Inc	Repairs and Maint- Vehicles	Development	General Fund	72.45	2/1/2021
Roskuszka & Sons dba Wallys Printing	Operating Supplies	Health	County Health	1,131.00	2/1/2021
Rubino Engineering, Inc.	Engineering Services	Transportation	Motor Fuel Local Option	999	2/1/2021
Rubino Engineering, Inc.	Engineering Services	Transportation	Motor Fuel Local Option	8,096.00	2/1/2021
Rubino Engineering, Inc.	Engineering Services	Transportation	Motor Fuel Local Option	1,424.00	2/1/2021
Rush Truck Centers of Illinois, Inc.	Vehicle Parts/Supplies	Transportation	Motor Fuel Local Option	140	2/1/2021
SBA Edge (New Continuum Data Centers)	Contractual/Consulting Services	Information Technologies	General Fund	56,700.00	2/1/2021
SBA Edge (New Continuum Data Centers)	Public Health Services - Coronavirus	Information Technologies	General Fund	1,475.00	2/1/2021
SBA Edge (New Continuum Data Centers)	Election Services	County Clerk	General Fund	1,800.00	2/1/2021
SBA Edge (New Continuum Data Centers)	Internet	Other- Countywide Expenses	General Fund	11,700.00	2/1/2021
SBA Edge (New Continuum Data Centers)	Communications Equipment	Other- Countywide Expenses	Public Safety Sales Tax	14,400.00	2/1/2021
SC Auto Inc DBA Midas Auto Service	Repairs and Maint- Vehicles	Court Services	Drug Court Special Resources	812.48	2/1/2021
Shaw Media	Legal Services	Circuit Clerk	General Fund	125	2/1/2021
Shaw Media	Legal Trial Notices	State's Attorney	General Fund	2,304.35	2/1/2021
Shaw Media	Legal Printing	Development	General Fund	314.7	2/1/2021
ShelterLogic Corp	Operating Supplies	Health	County Health	4,687.78	2/1/2021
Sherwin Williams	Repairs and Maint- Buildings	Building Management	General Fund	203.72	2/1/2021
Sherwin Williams	Repairs and Maint- Buildings	Building Management	General Fund	86.11	2/1/2021
Shevelle Sanders	SS Transportation Assistance	WIOA 20	Workforce Development	30.47	2/1/2021
SHI International Corp	Public Health Commodities - Coronavirus	Recorder	Recorder's Automation	1,737.52	2/1/2021
SHI International Corp	Public Health Commodities - Coronavirus	Recorder	Recorder's Automation	1,737.52	2/1/2021
Shirley A. Wehking	Per Diem Expense	Judiciary and Courts	General Fund	170	2/1/2021
Shital Patel	Miscellaneous Contractual Exp	Development	Homeless Prevention Program	7,645.00	2/1/2021
Shital Patel	Miscellaneous Contractual Exp	Development	Homeless Prevention Program	7,703.59	2/1/2021
Shred-it USA LLC (Cintas Document Destruction)	Disposal and Water Softener Srvs	Health	County Health	94.65	2/1/2021
Shred-it USA LLC (Cintas Document Destruction)	Disposal and Water Softener Srvs	Health	County Health	71.61	2/1/2021
Sign A Rama	Professional Services	Operating Pool	Workforce Development	601.1	2/1/2021
Sign A Rama	Professional Services	One-Stop shared costs	Workforce Development	2,771.54	2/1/2021
Smork Inc	Contractual/Consulting Services	Other- Countywide Expenses	Public Safety Sales Tax	754.08	2/1/2021
Sonja Ariele Pinette	Autopsies/Consulting	Coroner	General Fund	100	2/1/2021
Southern Computer Warehouse (SCW)	Software Licensing Cost	Other- Countywide Expenses	General Fund	15,391.00	2/1/2021
Spok, Inc. (USA Mobility Wireless Inc)	Cellular Phone	Other- Countywide Expenses	General Fund	58.38	2/1/2021
Spok, Inc. (USA Mobility Wireless Inc)	Cellular Phone	Other- Countywide Expenses	General Fund	456.53	2/1/2021
Sprint	Telephone	Other- Countywide Expenses	General Fund	88.75	2/1/2021
Stanley Consultants Inc	Engineering Services	Transportation	Central Impact Fees	2,258.65	2/1/2021
State of IL Secretary of State	Notary Services	County Clerk	General Fund	10	2/1/2021
Steiner Electric Co Inc	Repairs and Maint- Buildings	Building Management	General Fund	175.4	2/1/2021
Steven Shackleton	Internet	Other- Countywide Expenses	General Fund	209.85	2/1/2021
Steven Shackleton	Internet	Other- Countywide Expenses	General Fund	69.95	2/1/2021
Strand Associates Inc	Engineering Services	Transportation	Transportation Sales Tax	5,798.75	2/1/2021
STV Inc	Engineering Services	Transportation	Transportation Sales Tax	4,015.00	2/1/2021
STV Inc	Engineering Services	Transportation	Campton Hills Impact Fees	4,975.00	2/1/2021

**CLAIMS PAID REPORT FEBRUARY 2021 FOR COUNTY BOARD INFORMATION**

CLAIMANT/VENDOR	NATURE OF CLAIM	OFFICIAL/DEPARTMENT	FUND	AMOUNT PAID	DATE PAID
Sun Life Assurance Company of Canada	Healthcare - Life Insurance	Other- Countywide Expenses	Health Insurance Fund	2,842.47	2/1/2021
Susan Altman	Food Permits	Health	County Health	79	2/1/2021
Sysco Food Services Chicago	Operating Supplies	Court Services	General Fund	72.09	2/1/2021
Sysco Food Services Chicago	Operating Supplies	Court Services	General Fund	598.92	2/1/2021
Sysco Food Services Chicago	Food	Court Services	General Fund	416.07	2/1/2021
Sysco Food Services Chicago	Food	Court Services	General Fund	2,686.83	2/1/2021
Sysco Food Services Chicago	Food	Court Services	General Fund	2,789.29	2/1/2021
TEC Services Consulting Inc	Professional Services	WIOA 20	Workforce Development	11,518.39	2/1/2021
TEC Services Consulting Inc	Employee Mileage Expense	WIOA 20	Workforce Development	276	2/1/2021
TEC Services Consulting Inc	Miscellaneous Contractual Exp	One-Stop shared costs	Workforce Development	13,587.35	2/1/2021
The Responsive Mailroom Inc	Office Supplies	Circuit Clerk	General Fund	426.58	2/1/2021
The Tree House Inc	Computer Software- Non Capital	State's Attorney	General Fund	719.4	2/1/2021
The Tree House Inc	Computer Related Supplies	Court Services	General Fund	369.6	2/1/2021
Thomas Cunningham	Internet	Other- Countywide Expenses	General Fund	69.9	2/1/2021
Thomas Engineering Group, LLC	Engineering Services	Transportation	Tri-Cities Impact Fees	1,917.52	2/1/2021
Thomson Reuters GRC Inc. (West Government)	Books and Subscriptions	State's Attorney	General Fund	1,580.48	2/1/2021
Thomson Reuters GRC Inc. (West Government)	Books and Subscriptions	Public Defender	General Fund	224.41	2/1/2021
Thomson Reuters GRC Inc. (West Government)	Books and Subscriptions	Public Defender	General Fund	4,125.06	2/1/2021
Thomson Reuters GRC Inc. (West Government)	Books and Subscriptions	Public Defender	General Fund	4,125.06	2/1/2021
Thomson Reuters GRC Inc. (West Government)	Books and Subscriptions	Public Defender	General Fund	235.63	2/1/2021
Thomson Reuters GRC Inc. (West Government)	Books and Subscriptions	Public Defender	General Fund	4,248.81	2/1/2021
TIAA Commercial Finance Inc	Miscellaneous Contractual Exp	Coroner	Coroner Administration	256.55	2/1/2021
Timothy Sullivan	Employee Training	Supervisor of Assessments	General Fund	55	2/1/2021
T-Mobile USA Inc	Investigations	Sheriff	General Fund	153	2/1/2021
T-Mobile USA Inc	Investigations	Sheriff	General Fund	204	2/1/2021
Top Shot CKR Inc	Food	Sheriff	General Fund	5,025.25	2/1/2021
Toshiba Business Solutions, Inc.	Operating Supplies	Building Management	General Fund	9.19	2/1/2021
Toshiba Business Solutions, Inc.	Repairs and Maint- Copiers	Supervisor of Assessments	General Fund	91.92	2/1/2021
Toshiba Business Solutions, Inc.	Repairs and Maint- Copiers	Supervisor of Assessments	General Fund	483.46	2/1/2021
Toshiba Business Solutions, Inc.	Repairs and Maint- Copiers	County Clerk	General Fund	177.57	2/1/2021
Toshiba Business Solutions, Inc.	Equipment Rental	Judiciary and Courts	General Fund	104.74	2/1/2021
Toshiba Business Solutions, Inc.	Repairs and Maint- Copiers	State's Attorney	General Fund	173.69	2/1/2021
Toshiba Business Solutions, Inc.	Repairs and Maint- Copiers	State's Attorney	General Fund	106.73	2/1/2021
Toshiba Business Solutions, Inc.	Repairs and Maint- Copiers	Court Services	General Fund	35.41	2/1/2021
Toshiba Business Solutions, Inc.	Repairs and Maint- Copiers	County Clerk	Vital Records Automation	24.12	2/1/2021
Toshiba Business Solutions, Inc.	Repairs and Maint- Copiers	Animal Control	Animal Control	110.89	2/1/2021
Toshiba Business Solutions, Inc.	Repairs and Maint- Office Equip	Health	County Health	5.15	2/1/2021
Toshiba Business Solutions, Inc.	Repairs and Maint- Copiers	Operating Pool	Workforce Development	155.48	2/1/2021
Toshiba Business Solutions, Inc.	Office Supplies	Environmental Management	Enterprise Surcharge	67.52	2/1/2021
Toshiba Financial Services	Equipment Rental	Judiciary and Courts	General Fund	242.42	2/1/2021
Transystems Corporation	Engineering Services	Transportation	Transportation Capital	11,885.61	2/1/2021
Tri-Com Central Dispatch/City of Geneva	Accrued Liabilities		Wireless 911	171,938.86	2/1/2021
Twin Pines Service Corporation, Inc.	Direct Cremation	Coroner	Coroner Administration	350	2/1/2021
Twin Pines Service Corporation, Inc.	Direct Cremation	Coroner	Coroner Administration	450	2/1/2021
Ultra Strobe Communications Inc	Repairs and Maint- Vehicles	Sheriff	General Fund	1,599.00	2/1/2021
Ultra Strobe Communications Inc	Repairs and Maint- Vehicles	Sheriff	General Fund	649	2/1/2021
Union Pacific Railroad Company	Engineering Services	Transportation	Transportation Sales Tax	1,530.00	2/1/2021
Unique Products & Services Corp	Cleaning Supplies	Building Management	General Fund	1,220.00	2/1/2021
Urban Elevator Service Inc	Repairs and Maint- Buildings	Building Management	General Fund	139.88	2/1/2021

**CLAIMS PAID REPORT FEBRUARY 2021 FOR COUNTY BOARD INFORMATION**

CLAIMANT/VENDOR	NATURE OF CLAIM	OFFICIAL/DEPARTMENT	FUND	AMOUNT PAID	DATE PAID
Urban Elevator Service Inc	Repairs and Maint- Buildings	Building Management	General Fund	119.6	2/1/2021
Urban Elevator Service Inc	Repairs and Maint- Buildings	Building Management	General Fund	119.6	2/1/2021
Urban Elevator Service Inc	Repairs and Maint- Buildings	Building Management	General Fund	717.6	2/1/2021
Urban Elevator Service Inc	Repairs and Maint- Buildings	Building Management	General Fund	239.2	2/1/2021
Urban Elevator Service Inc	Repairs and Maint- Buildings	Building Management	General Fund	119.6	2/1/2021
Urban Elevator Service Inc	Repairs and Maint- Buildings	Building Management	General Fund	352.56	2/1/2021
Urban Elevator Service Inc	Repairs and Maint- Buildings	Building Management	General Fund	1,196.00	2/1/2021
V3 Companies of Illinois Ltd	Engineering Services	Transportation	Transportation Sales Tax	881.2	2/1/2021
Valdes LLC	Operating Supplies	Sheriff	General Fund	1,440.00	2/1/2021
Valley Lock Company Inc	S.W.A.T. Supplies	Sheriff	General Fund	26.74	2/1/2021
Valley Lock Company Inc	Repairs and Maint- Equipment	Sheriff	General Fund	22.15	2/1/2021
Veritiv Operating Company	Printing Supplies	Building Management	General Fund	1,776.35	2/1/2021
Veritiv Operating Company	Printing Supplies	Building Management	General Fund	75.3	2/1/2021
Verizon Connect NWF Inc	Software Licensing Cost	Transportation	County Highway	748.92	2/1/2021
Verizon Wireless	Miscellaneous Contractual Exp	Public Defender	General Fund	290.13	2/1/2021
Verve College (PCCTI)	DT ITA	WIOA 20	Workforce Development	2,735.00	2/1/2021
Via Carlita LLC dba Hawk Ford of St. Charles	Repairs and Maint- Vehicles	Sheriff	General Fund	12.07	2/1/2021
Via Carlita LLC dba Hawk Ford of St. Charles	Repairs and Maint- Vehicles	Sheriff	General Fund	125	2/1/2021
Via Carlita LLC dba Hawk Ford of St. Charles	Repairs and Maint- Vehicles	Sheriff	General Fund	26.95	2/1/2021
Voiance Language Services, LLC	Accrued Liabilities		911 Emergency Surcharge	225.75	2/1/2021
Vulcan Inc	Sign Material	Transportation	County Highway	1,358.20	2/1/2021
Walker and Associates, Inc.	Public Health Commodities - Coronavirus	Other- Countywide Expenses	Capital Projects	495.2	2/1/2021
Walker and Associates, Inc.	Public Health Commodities - Coronavirus	Other- Countywide Expenses	Capital Projects	3,227.39	2/1/2021
Warehouse Direct Office Products	Office Supplies	County Board	General Fund	183.52	2/1/2021
Warehouse Direct Office Products	Repairs and Maint- Buildings	Building Management	General Fund	33.05	2/1/2021
Warehouse Direct Office Products	Repairs and Maint- Buildings	Building Management	General Fund	-759	2/1/2021
Warehouse Direct Office Products	Repairs and Maint- Buildings	Building Management	General Fund	165.02	2/1/2021
Warehouse Direct Office Products	Cleaning Supplies	Building Management	General Fund	1,181.52	2/1/2021
Warehouse Direct Office Products	Cleaning Supplies	Building Management	General Fund	31.98	2/1/2021
Warehouse Direct Office Products	Cleaning Supplies	Building Management	General Fund	43.96	2/1/2021
Warehouse Direct Office Products	Office Supplies	Treasurer/Collector	General Fund	42.37	2/1/2021
Warehouse Direct Office Products	Office Supplies	County Clerk	General Fund	417.66	2/1/2021
Warehouse Direct Office Products	Computer Related Supplies	County Clerk	General Fund	105.99	2/1/2021
Warehouse Direct Office Products	Office Supplies	County Clerk	General Fund	42.13	2/1/2021
Warehouse Direct Office Products	Operating Supplies	County Clerk	General Fund	8.84	2/1/2021
Warehouse Direct Office Products	Office Supplies	Recorder	General Fund	26.06	2/1/2021
Warehouse Direct Office Products	Office Supplies	Judiciary and Courts	General Fund	37.98	2/1/2021
Warehouse Direct Office Products	Office Supplies	Judiciary and Courts	General Fund	28.87	2/1/2021
Warehouse Direct Office Products	Office Supplies	Judiciary and Courts	General Fund	116.13	2/1/2021
Warehouse Direct Office Products	Office Supplies	Judiciary and Courts	General Fund	70.2	2/1/2021
Warehouse Direct Office Products	Office Supplies	Judiciary and Courts	General Fund	34.99	2/1/2021
Warehouse Direct Office Products	Operating Supplies	Sheriff	General Fund	216.26	2/1/2021
Warehouse Direct Office Products	Operating Supplies	Sheriff	General Fund	216.26	2/1/2021
Warehouse Direct Office Products	Office Supplies	Sheriff	General Fund	125.94	2/1/2021
Warehouse Direct Office Products	Office Supplies	Development	General Fund	40.64	2/1/2021
Warehouse Direct Office Products	Office Supplies	Development	General Fund	247.35	2/1/2021
Warehouse Direct Office Products	Office Supplies	Development	General Fund	14.55	2/1/2021
Warehouse Direct Office Products	Office Supplies	Circuit Clerk	Circuit Clerk Admin Services	35.08	2/1/2021
Warehouse Direct Office Products	Operating Supplies	Health	County Health	252.6	2/1/2021

**CLAIMS PAID REPORT FEBRUARY 2021 FOR COUNTY BOARD INFORMATION**

CLAIMANT/VENDOR	NATURE OF CLAIM	OFFICIAL/DEPARTMENT	FUND	AMOUNT PAID	DATE PAID
Warehouse Direct Office Products	Office Supplies	WIOA 20	Workforce Development	6.22	2/1/2021
Warehouse Direct Office Products	Office Supplies	WIOA 20	Workforce Development	68.01	2/1/2021
Warehouse Direct Office Products	Office Supplies	Operating Pool	Workforce Development	344.08	2/1/2021
Waste Management of Illinois - West	Disposal and Water Softener Srvs	Sheriff	General Fund	854.31	2/1/2021
Waste Management of Illinois - West	Disposal and Water Softener Srvs	Transportation	County Highway	9	2/1/2021
Waste Management of Illinois - West	Disposal and Water Softener Srvs	Transportation	County Highway	346.18	2/1/2021
WBK Engineering, LLC	Engineering Services	Transportation	Transportation Sales Tax	2,580.67	2/1/2021
WBK Engineering, LLC	Engineering Services	Transportation	Transportation Sales Tax	14,973.50	2/1/2021
Wells Fargo	Miscellaneous Contractual Exp	Development	Homeless Prevention Program	7,186.52	2/1/2021
West Bend Mutual Insurance Company	Liability Insurance	Human Resource Management	Insurance Liability	20	2/1/2021
West Bend Mutual Insurance Company	Liability Insurance	Human Resource Management	Insurance Liability	20	2/1/2021
West Bend Mutual Insurance Company	Liability Insurance	Human Resource Management	Insurance Liability	20	2/1/2021
West Bend Mutual Insurance Company	Liability Insurance	Human Resource Management	Insurance Liability	20	2/1/2021
West Bend Mutual Insurance Company	Liability Insurance	Human Resource Management	Insurance Liability	20	2/1/2021
West Chicago Professional Center, Inc.	DT ITA	WIOA 19	Workforce Development	4,570.00	2/1/2021
West Chicago Professional Center, Inc.	DT ITA	WIOA 19	Workforce Development	4,570.00	2/1/2021
West Chicago Professional Center, Inc.	DT ITA	WIOA 20	Workforce Development	5,430.00	2/1/2021
West Chicago Professional Center, Inc.	DT ITA	WIOA 20	Workforce Development	4,975.00	2/1/2021
Wex Fleet Universal (Wright Express FSC)	Fuel- Vehicles	Sheriff	General Fund	19,966.14	2/1/2021
Wex Fleet Universal (Wright Express FSC)	Fuel- Vehicles	Health	County Health	13.92	2/1/2021
Wexford Health Sources Inc	Medical/Dental/Hospital Services	Sheriff	General Fund	216,070.80	2/1/2021
Wheatland Title Guaranty Co	Highway Right of Way	Transportation	Transportation Sales Tax	83	2/1/2021
Zuelke Law Office (Donald R. Zuelke)	Court Appointed Counsel	Judiciary and Courts	General Fund	3,333.00	2/1/2021
	Trials and Costs of Hearing	Public Defender	General Fund	80	2/1/2021
	Trials and Costs of Hearing	Public Defender	General Fund	20	2/1/2021
	Trials and Costs of Hearing	Public Defender	General Fund	44	2/1/2021
	Miscellaneous Fees	Court Services	Probation Services	115.27	2/1/2021
	Miscellaneous Fees	Court Services	Probation Services	441	2/1/2021
	Miscellaneous Fees	Court Services	Probation Services	504.7	2/1/2021
	Miscellaneous Fees	Court Services	Probation Services	1,862.00	2/1/2021
	Probation Victim Services Fees	Court Services	Probation Victim Services	2.35	2/1/2021
	Probation Victim Services Fees	Court Services	Probation Victim Services	9	2/1/2021
	Probation Victim Services Fees	Court Services	Probation Victim Services	10.3	2/1/2021
	Probation Victim Services Fees	Court Services	Probation Victim Services	38	2/1/2021
Family Service Association of Greater Elgin	External Grants	Other- Countywide Expenses	Coronavirus Relief Fund	12,075.00	2/3/2021
Habitat for Humanity Northern Fox Valley	External Grants	Other- Countywide Expenses	Coronavirus Relief Fund	154,295.49	2/3/2021
Habitat for Humanity Northern Fox Valley	External Grants	Other- Countywide Expenses	Coronavirus Relief Fund	17,508.05	2/3/2021
Lazarus House	External Grants	Other- Countywide Expenses	Coronavirus Relief Fund	120,983.77	2/3/2021
Lazarus House	External Grants	Other- Countywide Expenses	Coronavirus Relief Fund	10,981.02	2/3/2021
NAMI - Kane South, DeKalb & Kendall Co.	External Grants	Other- Countywide Expenses	Coronavirus Relief Fund	1,550.70	2/3/2021
NAMI - Kane South, DeKalb & Kendall Co.	External Grants	Other- Countywide Expenses	Coronavirus Relief Fund	167.21	2/3/2021
Northern Illinois Food Bank	External Grants	Other- Countywide Expenses	Coronavirus Relief Fund	333,041.89	2/3/2021
Northern Illinois Food Bank	External Grants	Other- Countywide Expenses	Coronavirus Relief Fund	136,581.72	2/3/2021
Public Action to Deliver Shelter dba Hesed House	External Grants	Other- Countywide Expenses	Coronavirus Relief Fund	66,442.00	2/3/2021
Public Action to Deliver Shelter dba Hesed House	External Grants	Other- Countywide Expenses	Coronavirus Relief Fund	724,146.00	2/3/2021
The Joshua Tree Community	External Grants	Other- Countywide Expenses	Coronavirus Relief Fund	5,953.33	2/3/2021
The Joshua Tree Community	External Grants	Other- Countywide Expenses	Coronavirus Relief Fund	1,400.00	2/3/2021
TriCity Family Services	External Grants	Other- Countywide Expenses	Coronavirus Relief Fund	60,132.38	2/3/2021
TriCity Family Services	External Grants	Other- Countywide Expenses	Coronavirus Relief Fund	6,222.77	2/3/2021

**CLAIMS PAID REPORT FEBRUARY 2021 FOR COUNTY BOARD INFORMATION**

CLAIMANT/VENDOR	NATURE OF CLAIM	OFFICIAL/DEPARTMENT	FUND	AMOUNT PAID	DATE PAID
Gabriel Marquez	Accrued Liabilities		Special Trust	600	2/4/2021
Kane County Juror Payable Clearing	Jurors- Circuit Court	Judiciary and Courts	General Fund	1,782.76	2/4/2021
Boys and Girls Club of Elgin	External Grants	Other- Countywide Expenses	Coronavirus Relief Fund	46,405.23	2/10/2021
Boys and Girls Club of Elgin	External Grants	Other- Countywide Expenses	Coronavirus Relief Fund	30,848.39	2/10/2021
Community Crisis Center, Inc	External Grants	Other- Countywide Expenses	Coronavirus Relief Fund	295.31	2/10/2021
Echo Development Center	External Grants	Other- Countywide Expenses	Coronavirus Relief Fund	12,868.69	2/10/2021
Echo Development Center	External Grants	Other- Countywide Expenses	Coronavirus Relief Fund	1,312.50	2/10/2021
Elgin Well Child Conference & Health Referral Serv	External Grants	Other- Countywide Expenses	Coronavirus Relief Fund	2,827.45	2/10/2021
Elgin Well Child Conference & Health Referral Serv	External Grants	Other- Countywide Expenses	Coronavirus Relief Fund	11,281.04	2/10/2021
Gospel Justice Initiative dba Administer Justice	External Grants	Other- Countywide Expenses	Coronavirus Relief Fund	37,986.91	2/10/2021
Gospel Justice Initiative dba Administer Justice	External Grants	Other- Countywide Expenses	Coronavirus Relief Fund	4,032.18	2/10/2021
Greater Elgin Family Care Center	External Grants	Other- Countywide Expenses	Coronavirus Relief Fund	62,250.00	2/10/2021
Greater Elgin Family Care Center	External Grants	Other- Countywide Expenses	Coronavirus Relief Fund	12,450.00	2/10/2021
Kids Above All	External Grants	Other- Countywide Expenses	Coronavirus Relief Fund	2,825.00	2/10/2021
Mutual Ground, Inc.	External Grants	Other- Countywide Expenses	Coronavirus Relief Fund	19,343.66	2/10/2021
Scene 2	External Grants	Other- Countywide Expenses	Coronavirus Relief Fund	5,111.36	2/10/2021
Scene 2	External Grants	Other- Countywide Expenses	Coronavirus Relief Fund	50.59	2/10/2021
Senior Services Associates, Inc.	External Grants	Other- Countywide Expenses	Coronavirus Relief Fund	31,421.50	2/10/2021
Senior Services Associates, Inc.	External Grants	Other- Countywide Expenses	Coronavirus Relief Fund	15,710.75	2/10/2021
Valley Industrial Association	External Grants	Other- Countywide Expenses	Coronavirus Relief Fund	26,040.22	2/10/2021
Valley Industrial Association	External Grants	Other- Countywide Expenses	Coronavirus Relief Fund	2,342.75	2/10/2021
World Relief Corp of Nat'l Assoc of Evangelicals	External Grants	Other- Countywide Expenses	Coronavirus Relief Fund	7,509.77	2/10/2021
1405 Paramount Parkway LLC	External Grants	Other- Countywide Expenses	Coronavirus Relief Fund	17,992.19	2/11/2021
1405 Paramount Parkway LLC	External Grants	Other- Countywide Expenses	Coronavirus Relief Fund	1,996.08	2/11/2021
212 Hospitality LTD. DBA: The Walrus Room	External Grants	Other- Countywide Expenses	Coronavirus Relief Fund	25,000.00	2/11/2021
3 Compas LLC DBA: El Niagara Mexican Restaurant	External Grants	Other- Countywide Expenses	Coronavirus Relief Fund	12,500.00	2/11/2021
3 Compas LLC DBA: El Niagara Mexican Restaurant	External Grants	Other- Countywide Expenses	Coronavirus Relief Fund	12,500.00	2/11/2021
3HDT, LLC	External Grants	Other- Countywide Expenses	Coronavirus Relief Fund	9,650.00	2/11/2021
51 Operations LLC	External Grants	Other- Countywide Expenses	Coronavirus Relief Fund	17,200.00	2/11/2021
51 Operations LLC	External Grants	Other- Countywide Expenses	Coronavirus Relief Fund	4,500.00	2/11/2021
AG Entertainment DBA: Booker's Bar & Grill	External Grants	Other- Countywide Expenses	Coronavirus Relief Fund	25,000.00	2/11/2021
Air Classics Inc.	External Grants	Other- Countywide Expenses	Coronavirus Relief Fund	325	2/11/2021
Air Classics Inc.	External Grants	Other- Countywide Expenses	Coronavirus Relief Fund	382.34	2/11/2021
Akshar Murti Hospitality Inc DBA: Comfort Inn	External Grants	Other- Countywide Expenses	Coronavirus Relief Fund	25,000.00	2/11/2021
Alexanders Cafe 64, Inc DBA:The Village Squire Inc	External Grants	Other- Countywide Expenses	Coronavirus Relief Fund	25,000.00	2/11/2021
Anne K Hair Salon Inc	External Grants	Other- Countywide Expenses	Coronavirus Relief Fund	25,000.00	2/11/2021
ARECHIGA GP 1 DBA EL JEFE LENA Y MAR SALSA VERDE	External Grants	Other- Countywide Expenses	Coronavirus Relief Fund	25,000.00	2/11/2021
ARECHIGA GROUP 1, INC. DBA EL JEFE LENA Y MAR	External Grants	Other- Countywide Expenses	Coronavirus Relief Fund	25,000.00	2/11/2021
Aurora Hist. Society DBA: David L. Pierce Center	External Grants	Other- Countywide Expenses	Coronavirus Relief Fund	3,204.01	2/11/2021
Aurora Hist. Society DBA: David L. Pierce Center	External Grants	Other- Countywide Expenses	Coronavirus Relief Fund	337.9	2/11/2021
Aurora Historical Society DBA: Tanner House	External Grants	Other- Countywide Expenses	Coronavirus Relief Fund	8,228.26	2/11/2021
Avid of Illinois Inc.	External Grants	Other- Countywide Expenses	Coronavirus Relief Fund	25,000.00	2/11/2021
Bamboozels, Inc.	External Grants	Other- Countywide Expenses	Coronavirus Relief Fund	25,000.00	2/11/2021
BANYON TREE INVESTMENTS DBA: Brown's Chicken	External Grants	Other- Countywide Expenses	Coronavirus Relief Fund	25,000.00	2/11/2021
Bare Moxie, LLC	External Grants	Other- Countywide Expenses	Coronavirus Relief Fund	11,497.35	2/11/2021
Batavia Artists Association - Water Street Studios	External Grants	Other- Countywide Expenses	Coronavirus Relief Fund	86,287.68	2/11/2021
Batavia Artists Association - Water Street Studios	External Grants	Other- Countywide Expenses	Coronavirus Relief Fund	9,269.80	2/11/2021
Beer Cellar Geneva LLC	External Grants	Other- Countywide Expenses	Coronavirus Relief Fund	25,000.00	2/11/2021
Benjamin Rinenbach Photography	External Grants	Other- Countywide Expenses	Coronavirus Relief Fund	309.66	2/11/2021

**CLAIMS PAID REPORT FEBRUARY 2021 FOR COUNTY BOARD INFORMATION**

CLAIMANT/VENDOR	NATURE OF CLAIM	OFFICIAL/DEPARTMENT	FUND	AMOUNT PAID	DATE PAID
Benjamin Rinenbach Photography	External Grants	Other- Countywide Expenses	Coronavirus Relief Fund	1,067.22	2/11/2021
Bicknell Dental Care, Ltd.	External Grants	Other- Countywide Expenses	Coronavirus Relief Fund	25,000.00	2/11/2021
BIG SAMMY'S HOT DOGS II, INC.	External Grants	Other- Countywide Expenses	Coronavirus Relief Fund	25,000.00	2/11/2021
Bikini Bottom Bar & Grill, Inc.	External Grants	Other- Countywide Expenses	Coronavirus Relief Fund	25,000.00	2/11/2021
Blackberry Township	External Grants	Other- Countywide Expenses	Coronavirus Relief Fund	1,180.00	2/11/2021
Bleu Spa Inc DBA: Spa Bleu of West Dundee	External Grants	Other- Countywide Expenses	Coronavirus Relief Fund	24,822.56	2/11/2021
Bocaditos Cafe	External Grants	Other- Countywide Expenses	Coronavirus Relief Fund	14,947.53	2/11/2021
Brian and Sons, Inc.	External Grants	Other- Countywide Expenses	Coronavirus Relief Fund	25,000.00	2/11/2021
B-Shique Brow Boutique	External Grants	Other- Countywide Expenses	Coronavirus Relief Fund	2,931.21	2/11/2021
Bumblebee Play LLC	External Grants	Other- Countywide Expenses	Coronavirus Relief Fund	25,000.00	2/11/2021
C&A Management Group LLC DBA: Flagship on the Fox	External Grants	Other- Countywide Expenses	Coronavirus Relief Fund	25,000.00	2/11/2021
CAR HOUSE LLC	External Grants	Other- Countywide Expenses	Coronavirus Relief Fund	25,000.00	2/11/2021
Carimina's Mexican Restaurant & Banquets	External Grants	Other- Countywide Expenses	Coronavirus Relief Fund	25,000.00	2/11/2021
Central Equipex Inc DBA Chicago Expert Importers	External Grants	Other- Countywide Expenses	Coronavirus Relief Fund	25,000.00	2/11/2021
Charles Rests Inc dba St Charles Place Steakhouse	External Grants	Other- Countywide Expenses	Coronavirus Relief Fund	25,000.00	2/11/2021
Chihuahua Tires & Rims Inc	External Grants	Other- Countywide Expenses	Coronavirus Relief Fund	25,000.00	2/11/2021
City of Elgin DBA: Elgin Arts Showcase	External Grants	Other- Countywide Expenses	Coronavirus Relief Fund	27	2/11/2021
City of Elgin DBA: Elgin Arts Showcase	External Grants	Other- Countywide Expenses	Coronavirus Relief Fund	4,137.73	2/11/2021
City of Elgin DBA: Hemmens Cultural Center	External Grants	Other- Countywide Expenses	Coronavirus Relief Fund	2,017.87	2/11/2021
City of Elgin DBA: Hemmens Cultural Center	External Grants	Other- Countywide Expenses	Coronavirus Relief Fund	4,594.20	2/11/2021
Cognitive Behavioral Care, Inc	External Grants	Other- Countywide Expenses	Coronavirus Relief Fund	13,881.69	2/11/2021
Cognitive Behavioral Care, Inc	External Grants	Other- Countywide Expenses	Coronavirus Relief Fund	1,090.20	2/11/2021
Connor-Winfield Corp	External Grants	Other- Countywide Expenses	Coronavirus Relief Fund	25,000.00	2/11/2021
Cornerstone Partners Horticultural Services Co	External Grants	Other- Countywide Expenses	Coronavirus Relief Fund	25,000.00	2/11/2021
Corral Three LLC DBA: Golden Corral	External Grants	Other- Countywide Expenses	Coronavirus Relief Fund	25,000.00	2/11/2021
Cougars Baseball Partnership	External Grants	Other- Countywide Expenses	Coronavirus Relief Fund	25,000.00	2/11/2021
Daniel Sth Elg DBA Primrose School of South Elgin	External Grants	Other- Countywide Expenses	Coronavirus Relief Fund	25,000.00	2/11/2021
Dickens, Mason, & Kissell, DDS, LTD	External Grants	Other- Countywide Expenses	Coronavirus Relief Fund	25,000.00	2/11/2021
Dream Foods LLC	External Grants	Other- Countywide Expenses	Coronavirus Relief Fund	25,000.00	2/11/2021
Dundee Auto Supply Co DBA Hawks Auto Parts	External Grants	Other- Countywide Expenses	Coronavirus Relief Fund	25,000.00	2/11/2021
Dundee Auto Supply DBA Riverside Automotive Supply	External Grants	Other- Countywide Expenses	Coronavirus Relief Fund	25,000.00	2/11/2021
Dundee Automotive Supply Company	External Grants	Other- Countywide Expenses	Coronavirus Relief Fund	25,000.00	2/11/2021
Dundee Sports Bar, Inc	External Grants	Other- Countywide Expenses	Coronavirus Relief Fund	24,150.00	2/11/2021
Dundee Township	External Grants	Other- Countywide Expenses	Coronavirus Relief Fund	65,135.24	2/11/2021
Dundee Township	External Grants	Other- Countywide Expenses	Coronavirus Relief Fund	10,056.91	2/11/2021
Dundee Township Historical Society	External Grants	Other- Countywide Expenses	Coronavirus Relief Fund	3,567.00	2/11/2021
Dundee Township Park District	External Grants	Other- Countywide Expenses	Coronavirus Relief Fund	26,729.66	2/11/2021
Dundee Township Park District	External Grants	Other- Countywide Expenses	Coronavirus Relief Fund	12,829.02	2/11/2021
Eagle Athletic Club LLC	External Grants	Other- Countywide Expenses	Coronavirus Relief Fund	25,000.00	2/11/2021
Eagle Environmental Consultants LLC	External Grants	Other- Countywide Expenses	Coronavirus Relief Fund	25,000.00	2/11/2021
E-Clips Total Design	External Grants	Other- Countywide Expenses	Coronavirus Relief Fund	7,570.70	2/11/2021
Edgar P. Petti PC	External Grants	Other- Countywide Expenses	Coronavirus Relief Fund	2,042.60	2/11/2021
El Elle Sea LLC DBA: Ed's Basement	External Grants	Other- Countywide Expenses	Coronavirus Relief Fund	25,000.00	2/11/2021
El Puente, Inc DBA: El Puente Restaurant	External Grants	Other- Countywide Expenses	Coronavirus Relief Fund	25,000.00	2/11/2021
Elam Enterprises LLC dba Kimmer's Ice Cream	External Grants	Other- Countywide Expenses	Coronavirus Relief Fund	2,895.16	2/11/2021
Elam Enterprises LLC dba Kimmer's Ice Cream	External Grants	Other- Countywide Expenses	Coronavirus Relief Fund	3,535.19	2/11/2021
Elburn & Countryside Fire Protection District	External Grants	Other- Countywide Expenses	Coronavirus Relief Fund	32,802.06	2/11/2021
Elburn & Countryside Fire Protection District	External Grants	Other- Countywide Expenses	Coronavirus Relief Fund	13,099.60	2/11/2021
Engineering Answers Inc	External Grants	Other- Countywide Expenses	Coronavirus Relief Fund	16,508.31	2/11/2021

**CLAIMS PAID REPORT FEBRUARY 2021 FOR COUNTY BOARD INFORMATION**

CLAIMANT/VENDOR	NATURE OF CLAIM	OFFICIAL/DEPARTMENT	FUND	AMOUNT PAID	DATE PAID
Engineering Answers Inc	External Grants	Other- Countywide Expenses	Coronavirus Relief Fund	4,010.21	2/11/2021
Fagan's Inc	External Grants	Other- Countywide Expenses	Coronavirus Relief Fund	15,000.00	2/11/2021
Fernando's Street Kitchen Inc	External Grants	Other- Countywide Expenses	Coronavirus Relief Fund	2,919.63	2/11/2021
Fernando's Street Kitchen Inc	External Grants	Other- Countywide Expenses	Coronavirus Relief Fund	249.42	2/11/2021
Fishermans Inn Inc	External Grants	Other- Countywide Expenses	Coronavirus Relief Fund	25,000.00	2/11/2021
Fox River Car Wash Inc	External Grants	Other- Countywide Expenses	Coronavirus Relief Fund	12,708.72	2/11/2021
Fox River Car Wash Inc	External Grants	Other- Countywide Expenses	Coronavirus Relief Fund	1,532.55	2/11/2021
Fox River Trolley Association	External Grants	Other- Countywide Expenses	Coronavirus Relief Fund	13,703.73	2/11/2021
Fox River Trolley Association	External Grants	Other- Countywide Expenses	Coronavirus Relief Fund	1,858.90	2/11/2021
Fox Valley Music Foundation	External Grants	Other- Countywide Expenses	Coronavirus Relief Fund	2,542.94	2/11/2021
Foxhole Pub Inc	External Grants	Other- Countywide Expenses	Coronavirus Relief Fund	22,093.56	2/11/2021
Foxhole Pub Inc	External Grants	Other- Countywide Expenses	Coronavirus Relief Fund	2,366.96	2/11/2021
Frontenac Farm	External Grants	Other- Countywide Expenses	Coronavirus Relief Fund	15,570.70	2/11/2021
Frontenac Farm	External Grants	Other- Countywide Expenses	Coronavirus Relief Fund	1,935.94	2/11/2021
Geneva Historical Society	External Grants	Other- Countywide Expenses	Coronavirus Relief Fund	17,441.88	2/11/2021
Geneva Historical Society	External Grants	Other- Countywide Expenses	Coronavirus Relief Fund	581.77	2/11/2021
Geneva Public Library District	External Grants	Other- Countywide Expenses	Coronavirus Relief Fund	19,170.33	2/11/2021
Geneva Running Outfitters LLC	External Grants	Other- Countywide Expenses	Coronavirus Relief Fund	25,000.00	2/11/2021
Geneva Sub Shop	External Grants	Other- Countywide Expenses	Coronavirus Relief Fund	25,000.00	2/11/2021
Gillerson's LLC dba Gillerson's Grubbery	External Grants	Other- Countywide Expenses	Coronavirus Relief Fund	25,000.00	2/11/2021
Hampshire Township Park District	External Grants	Other- Countywide Expenses	Coronavirus Relief Fund	17,706.16	2/11/2021
Hampshire Township Park District	External Grants	Other- Countywide Expenses	Coronavirus Relief Fund	16,479.43	2/11/2021
Harner's Bakery & Restaurant Inc	External Grants	Other- Countywide Expenses	Coronavirus Relief Fund	25,000.00	2/11/2021
Hiren LLP dba Holiday Inn-Aurora	External Grants	Other- Countywide Expenses	Coronavirus Relief Fund	25,000.00	2/11/2021
Hot Sunshine Yoga Inc dba Hella Hot Aurora	External Grants	Other- Countywide Expenses	Coronavirus Relief Fund	20,000.00	2/11/2021
Humboldt Mfg Co	External Grants	Other- Countywide Expenses	Coronavirus Relief Fund	25,000.00	2/11/2021
Iya Foods LLC	External Grants	Other- Countywide Expenses	Coronavirus Relief Fund	9,348.18	2/11/2021
J & L Restaurant Corp dba Al's Cafe and Creamery	External Grants	Other- Countywide Expenses	Coronavirus Relief Fund	25,000.00	2/11/2021
J.A. Aero, Inc.	External Grants	Other- Countywide Expenses	Coronavirus Relief Fund	25,000.00	2/11/2021
J.J America Cleaners	External Grants	Other- Countywide Expenses	Coronavirus Relief Fund	15,442.13	2/11/2021
J.J America Cleaners	External Grants	Other- Countywide Expenses	Coronavirus Relief Fund	3,545.11	2/11/2021
Jay Shiv Shankar Inc	External Grants	Other- Countywide Expenses	Coronavirus Relief Fund	25,000.00	2/11/2021
JMLH Group LLC DBA: Sweet Stop	External Grants	Other- Countywide Expenses	Coronavirus Relief Fund	265.57	2/11/2021
Joliet Avionics, Inc.	External Grants	Other- Countywide Expenses	Coronavirus Relief Fund	25,000.00	2/11/2021
Kelles Group LLC DBA: Gabutto Burger	External Grants	Other- Countywide Expenses	Coronavirus Relief Fund	22,415.65	2/11/2021
Lindsay Bev Ent Inc DBA: Little Red Schoolhouse	External Grants	Other- Countywide Expenses	Coronavirus Relief Fund	14,702.85	2/11/2021
Lodi Tap House LLC	External Grants	Other- Countywide Expenses	Coronavirus Relief Fund	20,604.38	2/11/2021
Luck-E Holsteins	External Grants	Other- Countywide Expenses	Coronavirus Relief Fund	25,000.00	2/11/2021
Luigi's Italian Villa #2	External Grants	Other- Countywide Expenses	Coronavirus Relief Fund	25,000.00	2/11/2021
Lyla Coffee Inc	External Grants	Other- Countywide Expenses	Coronavirus Relief Fund	25,000.00	2/11/2021
MCA Elgin Inc	External Grants	Other- Countywide Expenses	Coronavirus Relief Fund	22,528.00	2/11/2021
McNally Group LLC DBA: McNally's Irish Pub	External Grants	Other- Countywide Expenses	Coronavirus Relief Fund	25,000.00	2/11/2021
Meta Meg Tool Corp	External Grants	Other- Countywide Expenses	Coronavirus Relief Fund	21,371.93	2/11/2021
Meta Meg Tool Corp	External Grants	Other- Countywide Expenses	Coronavirus Relief Fund	1,925.69	2/11/2021
Modern Adornment LLC DBA: Electric Tattoo Parlor	External Grants	Other- Countywide Expenses	Coronavirus Relief Fund	25,000.00	2/11/2021
Montgomery & Countryside FPD	External Grants	Other- Countywide Expenses	Coronavirus Relief Fund	96,376.62	2/11/2021
Montgomery & Countryside FPD	External Grants	Other- Countywide Expenses	Coronavirus Relief Fund	64,240.61	2/11/2021
MY SUB SHOP 2	External Grants	Other- Countywide Expenses	Coronavirus Relief Fund	25,000.00	2/11/2021
MY SUB SHOP NORTH AURORA	External Grants	Other- Countywide Expenses	Coronavirus Relief Fund	25,000.00	2/11/2021

**CLAIMS PAID REPORT FEBRUARY 2021 FOR COUNTY BOARD INFORMATION**

CLAIMANT/VENDOR	NATURE OF CLAIM	OFFICIAL/DEPARTMENT	FUND	AMOUNT PAID	DATE PAID
MYD, Inc.	External Grants	Other- Countywide Expenses	Coronavirus Relief Fund	25,000.00	2/11/2021
Natural Direct LLC	External Grants	Other- Countywide Expenses	Coronavirus Relief Fund	25,000.00	2/11/2021
Niche Restaurant LLC	External Grants	Other- Countywide Expenses	Coronavirus Relief Fund	22,000.00	2/11/2021
Oak Tree Toys LLC DBA: Learning Express Toys	External Grants	Other- Countywide Expenses	Coronavirus Relief Fund	16,479.00	2/11/2021
Offbeat Thrift & Vintage LLC	External Grants	Other- Countywide Expenses	Coronavirus Relief Fund	3,443.94	2/11/2021
OR1, INC	External Grants	Other- Countywide Expenses	Coronavirus Relief Fund	5,290.22	2/11/2021
Our Roses, LLC DBA: Club Pilates St Charles	External Grants	Other- Countywide Expenses	Coronavirus Relief Fund	24,896.60	2/11/2021
Paramount Theatre Aurora	External Grants	Other- Countywide Expenses	Coronavirus Relief Fund	2,903.13	2/11/2021
Paris Nails & Spa of Batavia, LTD	External Grants	Other- Countywide Expenses	Coronavirus Relief Fund	25,000.00	2/11/2021
Payton's Photography	External Grants	Other- Countywide Expenses	Coronavirus Relief Fund	6,638.99	2/11/2021
PBM Group, LLC	External Grants	Other- Countywide Expenses	Coronavirus Relief Fund	4,130.12	2/11/2021
PDE Algonquin, Inc. DBA: Pro Dance Elite Studios	External Grants	Other- Countywide Expenses	Coronavirus Relief Fund	25,000.00	2/11/2021
Peaceful Parlour, Inc	External Grants	Other- Countywide Expenses	Coronavirus Relief Fund	5,000.00	2/11/2021
Prana Yoga Center of Fox Valley Inc.	External Grants	Other- Countywide Expenses	Coronavirus Relief Fund	21,613.96	2/11/2021
Prana Yoga Center of Fox Valley Inc.	External Grants	Other- Countywide Expenses	Coronavirus Relief Fund	3,386.04	2/11/2021
Pro Boxing Fitness Inc	External Grants	Other- Countywide Expenses	Coronavirus Relief Fund	16,977.75	2/11/2021
Pro Boxing Fitness Inc.	External Grants	Other- Countywide Expenses	Coronavirus Relief Fund	2,242.22	2/11/2021
Purcell Performance & Restoration Inc.	External Grants	Other- Countywide Expenses	Coronavirus Relief Fund	25,000.00	2/11/2021
RiverEdge Park Aurora	External Grants	Other- Countywide Expenses	Coronavirus Relief Fund	3,819.15	2/11/2021
RON'S AUTOMOTIVE SERVICES, INC	External Grants	Other- Countywide Expenses	Coronavirus Relief Fund	25,000.00	2/11/2021
Sauber Manufacturing Company	External Grants	Other- Countywide Expenses	Coronavirus Relief Fund	1,473.22	2/11/2021
SAVVYTAIL.COM DBA: Savvy E-Tail	External Grants	Other- Countywide Expenses	Coronavirus Relief Fund	2,678.00	2/11/2021
SAVVYTAIL.COM DBA: Savvy E-tail	External Grants	Other- Countywide Expenses	Coronavirus Relief Fund	22,322.00	2/11/2021
Schalz Enterprises LTD	External Grants	Other- Countywide Expenses	Coronavirus Relief Fund	22,362.73	2/11/2021
Shear Ambition Hair Salon	External Grants	Other- Countywide Expenses	Coronavirus Relief Fund	4,300.00	2/11/2021
Side Street Studio Arts, NFP	External Grants	Other- Countywide Expenses	Coronavirus Relief Fund	8,244.90	2/11/2021
Side Street Studio Arts, NFP	External Grants	Other- Countywide Expenses	Coronavirus Relief Fund	1,238.73	2/11/2021
St. Charles History Museum	External Grants	Other- Countywide Expenses	Coronavirus Relief Fund	7,365.81	2/11/2021
Steel Beam Theatre	External Grants	Other- Countywide Expenses	Coronavirus Relief Fund	22,729.88	2/11/2021
Steel Beam Theatre	External Grants	Other- Countywide Expenses	Coronavirus Relief Fund	52,472.50	2/11/2021
Stockholm's Vardshus, Inc.	External Grants	Other- Countywide Expenses	Coronavirus Relief Fund	3,892.15	2/11/2021
Szechwan Garden of St. Charles Inc.	External Grants	Other- Countywide Expenses	Coronavirus Relief Fund	25,000.00	2/11/2021
Taqueria Muniz Mexican Food inc	External Grants	Other- Countywide Expenses	Coronavirus Relief Fund	25,000.00	2/11/2021
TCL Industries, Inc.	External Grants	Other- Countywide Expenses	Coronavirus Relief Fund	25,000.00	2/11/2021
The Stavi-Werks Inc. DBA: The Pub House	External Grants	Other- Countywide Expenses	Coronavirus Relief Fund	49.38	2/11/2021
The Straits Company, Inc	External Grants	Other- Countywide Expenses	Coronavirus Relief Fund	23,273.18	2/11/2021
Tivoli Enterprises, Inc DBA: Classic Cinemas 12	External Grants	Other- Countywide Expenses	Coronavirus Relief Fund	25,000.00	2/11/2021
Today Nails Spa - Elgin Corp	External Grants	Other- Countywide Expenses	Coronavirus Relief Fund	15,000.00	2/11/2021
Two Bros Rest Group LLC DBA Two Bros Roundhouse	External Grants	Other- Countywide Expenses	Coronavirus Relief Fund	25,000.00	2/11/2021
Vargo's Dance LLC	External Grants	Other- Countywide Expenses	Coronavirus Relief Fund	13,200.00	2/11/2021
Village of Campton Hills	External Grants	Other- Countywide Expenses	Coronavirus Relief Fund	175,760.82	2/11/2021
Village of Campton Hills	External Grants	Other- Countywide Expenses	Coronavirus Relief Fund	16,357.33	2/11/2021
Village of Pingree Grove	External Grants	Other- Countywide Expenses	Coronavirus Relief Fund	141,931.01	2/11/2021
Village of Sleepy Hollow	External Grants	Other- Countywide Expenses	Coronavirus Relief Fund	3,229.91	2/11/2021
Village of Wayne	External Grants	Other- Countywide Expenses	Coronavirus Relief Fund	683.16	2/11/2021
Von Sydow's Moving and Storage, Inc	External Grants	Other- Countywide Expenses	Coronavirus Relief Fund	25,000.00	2/11/2021
West Side Industrial Supply	External Grants	Other- Countywide Expenses	Coronavirus Relief Fund	21,000.00	2/11/2021
Windy City Amusements	External Grants	Other- Countywide Expenses	Coronavirus Relief Fund	13,658.68	2/11/2021
Woodfire Dundee Inc	External Grants	Other- Countywide Expenses	Coronavirus Relief Fund	25,000.00	2/11/2021

**CLAIMS PAID REPORT FEBRUARY 2021 FOR COUNTY BOARD INFORMATION**

CLAIMANT/VENDOR	NATURE OF CLAIM	OFFICIAL/DEPARTMENT	FUND	AMOUNT PAID	DATE PAID
WSCC, Inc. DBA: Kuiper's Family Farm	External Grants	Other- Countywide Expenses	Coronavirus Relief Fund	25,000.00	2/11/2021
Batavia Instant Print Batavia Instant Print, Inc.	External Grants	Other- Countywide Expenses	Coronavirus Relief Fund	25,000.00	2/11/2021
Evolution River Street Inc dba Bar Evolution	External Grants	Other- Countywide Expenses	Coronavirus Relief Fund	18,305.25	2/16/2021
105 Grove LLC	Building Space Rental	Court Services	General Fund	2,671.69	2/16/2021
105 Grove LLC	Building Space Rental	Court Services	General Fund	2,671.69	2/16/2021
A Lindoo Building Maintenance Ltd	Janitorial Services	Operating Pool	Workforce Development	857.93	2/16/2021
A Lindoo Building Maintenance Ltd	Janitorial Services	One-Stop shared costs	Workforce Development	817.07	2/16/2021
Abel Screening Inc	Testing Materials	Court Services	General Fund	79	2/16/2021
Accurate Document Destruction Inc (GROOT)	Operating Supplies	County Clerk	General Fund	600	2/16/2021
Accurate Document Destruction Inc (GROOT)	Office Supplies	State's Attorney	General Fund	250	2/16/2021
Accurate Document Destruction Inc (GROOT)	Professional Services	Operating Pool	Workforce Development	36.16	2/16/2021
Accurate Document Destruction Inc (GROOT)	Professional Services	One-Stop shared costs	Workforce Development	34.43	2/16/2021
Acrisure LLC dba Presidio (Wine Sergi)	Liability Insurance	Human Resource Management	Insurance Liability	1,575.00	2/16/2021
Acrisure LLC dba Presidio (Wine Sergi)	Liability Insurance	Human Resource Management	Insurance Liability	1,575.00	2/16/2021
Adam Brill	Employee Mileage Expense	Health	County Health	153.55	2/16/2021
Adesta LLC	Contractual/Consulting Services	Development	Mill Creek Special Service Area	527.25	2/16/2021
Advanced Correctional Healthcare	Medical/Dental/Hospital Services	Court Services	General Fund	36,432.78	2/16/2021
Advanced Correctional Healthcare	Medical/Dental/Hospital Services	Court Services	General Fund	-445.74	2/16/2021
Air One Equipment Inc	Public Health Commodities - Coronavirus	Coroner	General Fund	737	2/16/2021
Airgas North Central, Inc.	Operating Supplies	Transportation	County Highway	41.46	2/16/2021
Al Piemonte Cadillac Inc dba St. Charles Chrysler	Repairs and Maint- Vehicles	Sheriff	General Fund	536.8	2/16/2021
Alarm Detection Systems Inc	Public Health Services - Coronavirus	Building Management	General Fund	2,659.99	2/16/2021
Alarm Detection Systems Inc	Public Health Services - Coronavirus	Building Management	General Fund	19,895.00	2/16/2021
Alexandra E Benatuil	General Association Dues	State's Attorney	General Fund	264	2/16/2021
Amazon Capital Services Inc	Operating Supplies	Health	County Health	53.97	2/16/2021
Anne Ghislandi Mikrut	General Association Dues	State's Attorney	General Fund	385	2/16/2021
APC Stores, Inc (Bumper to Bumper)	Repairs and Maint- Vehicles	Sheriff	General Fund	5.19	2/16/2021
APC Stores, Inc (Bumper to Bumper)	Repairs and Maint- Vehicles	Sheriff	General Fund	18.09	2/16/2021
APC Stores, Inc (Bumper to Bumper)	Repairs and Maint- Vehicles	Sheriff	General Fund	20.96	2/16/2021
APC Stores, Inc (Bumper to Bumper)	Repairs and Maint- Vehicles	Sheriff	General Fund	37.14	2/16/2021
Applied Ecological Services	Repairs and Maint- Stormwater	Development	Wildwood West SBA SW41	4,710.00	2/16/2021
Aptim Environmental & Infrastructure, LLC	Contractual/Consulting Services	Environmental Management	Enterprise Surcharge	3,020.00	2/16/2021
Aramark Services, Inc.	Public Health Services - Coronavirus	Sheriff	General Fund	5,441.62	2/16/2021
Aramark Services, Inc.	Food	Sheriff	General Fund	361.26	2/16/2021
Aramark Services, Inc.	Food	Sheriff	General Fund	11,504.28	2/16/2021
Aramark Services, Inc.	Food	Sheriff	General Fund	11,708.35	2/16/2021
Aramark Services, Inc.	Public Health Commodities - Coronavirus	Sheriff	General Fund	1,424.75	2/16/2021
Aramark Services, Inc.	Public Health Commodities - Coronavirus	Sheriff	General Fund	540.14	2/16/2021
Aramark Services, Inc.	Public Health Commodities - Coronavirus	Sheriff	General Fund	1,044.90	2/16/2021
Aramark Services, Inc.	Public Health Commodities - Coronavirus	Sheriff	General Fund	1,206.91	2/16/2021
Aramark Services, Inc.	Public Health Commodities - Coronavirus	Sheriff	General Fund	1,012.50	2/16/2021
Aramark Services, Inc.	Public Health Commodities - Coronavirus	Sheriff	General Fund	3,851.52	2/16/2021
Aramark Services, Inc.	Public Health Commodities - Coronavirus	Sheriff	General Fund	1,640.00	2/16/2021
Aramark Services, Inc.	Public Health Commodities - Coronavirus	Sheriff	General Fund	476.28	2/16/2021
ARC Document Solutions LLC (ARC Imaging Resources)	Repairs and Maint- Computers	Information Technologies	General Fund	476	2/16/2021
ARC Document Solutions LLC (ARC Imaging Resources)	Repairs and Maint- Computers	Information Technologies	General Fund	476	2/16/2021
Ashland Door Solutions LLC	Repairs and Maint- Buildings	Animal Control	Animal Control	817.5	2/16/2021
Ashland Door Solutions LLC	Animal Care Supplies	Animal Control	Animal Control	1,060.00	2/16/2021
AT&T	Telephone	Other- Countywide Expenses	General Fund	6,405.63	2/16/2021

**CLAIMS PAID REPORT FEBRUARY 2021 FOR COUNTY BOARD INFORMATION**

CLAIMANT/VENDOR	NATURE OF CLAIM	OFFICIAL/DEPARTMENT	FUND	AMOUNT PAID	DATE PAID
AT&T	Telephone	Other- Countywide Expenses	General Fund	3,359.28	2/16/2021
AT&T	Telephone	Other- Countywide Expenses	General Fund	21,678.44	2/16/2021
AT&T	Telephone	Health	County Health	272.16	2/16/2021
AT&T	Accrued Liabilities		911 Emergency Surcharge	96.81	2/16/2021
Aurora Fastprint Inc	Printing Supplies	Information Technologies	General Fund	480	2/16/2021
Automated Forms & Graphics	General Printing	Circuit Clerk	Court Automation	8,395.79	2/16/2021
Baker Tilly Virchow Krause, LLP	Certified Audit Contract	Finance	General Fund	20,500.00	2/16/2021
Baker Tilly Virchow Krause, LLP	Contractual/Consulting Services	Health	County Health	500	2/16/2021
Batavia Enterprises, Inc	Building Lease	Building Management	General Fund	12,166.53	2/16/2021
Batavia Enterprises, Inc	Prepaid Expense		Workforce Development	19,039.27	2/16/2021
Battery Service Corporation	Repairs and Maint- Vehicles	Sheriff	General Fund	221.9	2/16/2021
Battery Service Corporation	Vehicle Parts/Supplies	Transportation	Motor Fuel Local Option	790.5	2/16/2021
Baxter & Woodman Inc	Building Improvements	Transportation	County Highway	6,092.50	2/16/2021
Baxter & Woodman Inc	Engineering Services	Transportation	Transportation Sales Tax	23,991.24	2/16/2021
BDK Door Company Inc	Repairs and Maint- Buildings	Transportation	County Highway	2,211.06	2/16/2021
Behavioral Interventions, Inc (BI, Inc.)	Food	Sheriff	General Fund	3,950.00	2/16/2021
Behavioral Interventions, Inc (BI, Inc.)	Food	Sheriff	General Fund	95	2/16/2021
BLA Inc	Engineering Services	Transportation	County Highway	13,122.97	2/16/2021
BLA Inc	Engineering Services	Transportation	North Impact Fees	65,568.26	2/16/2021
Black Gold Septic Inc	Grease Trap- Septic Services	Building Management	General Fund	180	2/16/2021
Black Gold Septic Inc	Grease Trap- Septic Services	Building Management	General Fund	485	2/16/2021
Black Gold Septic Inc	Repairs and Maint- Equipment	Judiciary and Courts	General Fund	205	2/16/2021
Bob Barker Company Inc	Clothing Supplies	Sheriff	General Fund	138.3	2/16/2021
Bob Barker Company Inc	Juvenile Board and Care	Court Services	General Fund	424.65	2/16/2021
Bob Barker Company Inc	Public Health Commodities - Coronavirus	Court Services	General Fund	2,112.50	2/16/2021
Boehringer Ingelheim (Merial)	Animal Care Supplies	Animal Care Supplies	Animal Control	19.99	2/16/2021
Bowman Consulting Group Ltd	Engineering Services	Transportation	Motor Fuel Local Option	448.74	2/16/2021
Braden Counseling Center, PC	Psychological/Psychiatric Srvs	Court Services	Probation Services	65	2/16/2021
Brooke Hampel	Internet	Other- Countywide Expenses	General Fund	74.85	2/16/2021
Cardinal Health 108, LLC (Cardinal Health Inc.)	Medical Supplies and Drugs	Health	County Health	251.67	2/16/2021
Cargill Incorporated (Cargill Deicing Technology)	Repairs and Maintenance- Roads	Building Management	General Fund	1,534.57	2/16/2021
Cargill Incorporated (Cargill Deicing Technology)	Repairs and Maintenance- Roads	Building Management	General Fund	1,534.57	2/16/2021
Cargill Incorporated (Cargill Deicing Technology)	Repairs and Maintenance- Roads	Building Management	General Fund	1,534.57	2/16/2021
Cargill Incorporated (Cargill Deicing Technology)	Repairs and Maintenance- Roads	Building Management	General Fund	1,534.56	2/16/2021
Cargill Incorporated (Cargill Deicing Technology)	Rock Salt	Transportation	Motor Fuel Local Option	21,915.88	2/16/2021
Cargill Incorporated (Cargill Deicing Technology)	Rock Salt	Transportation	Motor Fuel Local Option	4,827.11	2/16/2021
Cargill Incorporated (Cargill Deicing Technology)	Rock Salt	Transportation	Motor Fuel Local Option	16,764.24	2/16/2021
Cargill Incorporated (Cargill Deicing Technology)	Rock Salt	Transportation	Motor Fuel Local Option	11,906.44	2/16/2021
Cargill Incorporated (Cargill Deicing Technology)	Rock Salt	Transportation	Motor Fuel Local Option	7,087.70	2/16/2021
Cargill Incorporated (Cargill Deicing Technology)	Rock Salt	Transportation	Motor Fuel Local Option	16,890.71	2/16/2021
Cargill Incorporated (Cargill Deicing Technology)	Rock Salt	Transportation	Motor Fuel Local Option	16,690.77	2/16/2021
Cargill Incorporated (Cargill Deicing Technology)	Rock Salt	Transportation	Motor Fuel Local Option	11,907.37	2/16/2021
Cargill Incorporated (Cargill Deicing Technology)	Rock Salt	Transportation	Motor Fuel Local Option	23,693.85	2/16/2021
Carlos Mata	Employee Mileage Expense	Treasurer/Collector	General Fund	29.68	2/16/2021
Cassie Design	Contractual/Consulting Services	Information Technologies	Web Technical Services	700	2/16/2021
Cassie Design	Public Health Services - Coronavirus	Information Technologies	Web Technical Services	210	2/16/2021
Catilize Health	Healthcare - Medical Expense Reimbursement	Other- Countywide Expenses	Health Insurance Fund	3,251.71	2/16/2021
Catilize Health	Healthcare - Medical Expense Reimbursement	Other- Countywide Expenses	Health Insurance Fund	9,075.01	2/16/2021
CCMSI	Project Administration Services	Human Resource Management	Insurance Liability	5,791.67	2/16/2021

**CLAIMS PAID REPORT FEBRUARY 2021 FOR COUNTY BOARD INFORMATION**

CLAIMANT/VENDOR	NATURE OF CLAIM	OFFICIAL/DEPARTMENT	FUND	AMOUNT PAID	DATE PAID
CCMSI	Workers Compensation	Human Resource Management	Insurance Liability	22,490.97	2/16/2021
Central DuPage Hospital Association DBA HealthLab	Public Health Commodities - Coronavirus	Coroner	General Fund	869	2/16/2021
Century Springs/Ove Water Services	Office Supplies	Finance	General Fund	40.75	2/16/2021
Century Springs/Ove Water Services	Office Supplies	Information Technologies	General Fund	76.5	2/16/2021
Century Springs/Ove Water Services	Office Supplies	Human Resource Management	General Fund	16.25	2/16/2021
Century Springs/Ove Water Services	Office Supplies	County Auditor	General Fund	2.5	2/16/2021
Century Springs/Ove Water Services	Office Supplies	Treasurer/Collector	General Fund	61.3	2/16/2021
Century Springs/Ove Water Services	Office Supplies	Supervisor of Assessments	General Fund	64.5	2/16/2021
Century Springs/Ove Water Services	Operating Supplies	County Clerk	General Fund	2.5	2/16/2021
Century Springs/Ove Water Services	Office Supplies	Recorder	General Fund	5	2/16/2021
Century Springs/Ove Water Services	Miscellaneous Contractual Exp	Judiciary and Courts	General Fund	28.5	2/16/2021
Century Springs/Ove Water Services	Miscellaneous Contractual Exp	Judiciary and Courts	General Fund	24.5	2/16/2021
Century Springs/Ove Water Services	Miscellaneous Contractual Exp	Judiciary and Courts	General Fund	44.5	2/16/2021
Century Springs/Ove Water Services	Miscellaneous Contractual Exp	Judiciary and Courts	General Fund	12.5	2/16/2021
Century Springs/Ove Water Services	Miscellaneous Contractual Exp	Judiciary and Courts	General Fund	61	2/16/2021
Century Springs/Ove Water Services	Office Supplies	Circuit Clerk	General Fund	91	2/16/2021
Century Springs/Ove Water Services	Office Supplies	Public Defender	General Fund	2.5	2/16/2021
Century Springs/Ove Water Services	Office Supplies	Public Defender	General Fund	2.5	2/16/2021
Century Springs/Ove Water Services	Office Supplies	Public Defender	General Fund	4.5	2/16/2021
Century Springs/Ove Water Services	Office Supplies	Public Defender	General Fund	64.5	2/16/2021
Century Springs/Ove Water Services	Investigations	Sheriff	General Fund	73	2/16/2021
Century Springs/Ove Water Services	Operating Supplies	Sheriff	General Fund	100.25	2/16/2021
Century Springs/Ove Water Services	Operating Supplies	Sheriff	General Fund	10.9	2/16/2021
Century Springs/Ove Water Services	Food	Sheriff	General Fund	68.5	2/16/2021
Century Springs/Ove Water Services	Contractual/Consulting Services	Sheriff	General Fund	8.5	2/16/2021
Century Springs/Ove Water Services	Contractual/Consulting Services	Sheriff	General Fund	39	2/16/2021
Century Springs/Ove Water Services	Miscellaneous Contractual Exp	Court Services	General Fund	28.5	2/16/2021
Century Springs/Ove Water Services	Miscellaneous Contractual Exp	Court Services	General Fund	100.5	2/16/2021
Century Springs/Ove Water Services	Miscellaneous Contractual Exp	Court Services	General Fund	24.5	2/16/2021
Century Springs/Ove Water Services	Miscellaneous Contractual Exp	Court Services	General Fund	199	2/16/2021
Century Springs/Ove Water Services	Operating Supplies	Development	General Fund	2.5	2/16/2021
Century Springs/Ove Water Services	Office Supplies	State's Attorney	Insurance Liability	30.5	2/16/2021
Century Springs/Ove Water Services	Office Supplies	Information Technologies	Geographic Information Systems	2.5	2/16/2021
Century Springs/Ove Water Services	Operating Supplies	Kane Comm	Kane Comm	64.5	2/16/2021
Century Springs/Ove Water Services	Miscellaneous Contractual Exp	Coroner	Coroner Administration	61	2/16/2021
Century Springs/Ove Water Services	Office Supplies	Veterans' Commission	Veterans' Commission	2.5	2/16/2021
Century Springs/Ove Water Services	Operating Supplies	Environmental Management	Enterprise Surcharge	2.5	2/16/2021
cFive Solutions Inc.	Software Licensing Cost	Court Services	Probation Services	15,132.50	2/16/2021
Cheryl Weiler	Employee Mileage Expense	WIOA 20	Workforce Development	48.38	2/16/2021
Cheryl Weiler	Employee Mileage Expense	WIOA 20	Workforce Development	59.12	2/16/2021
Chicago Hollow Metal, Inc. (The Door Doctors)	Repairs and Maint- Buildings	Building Management	General Fund	2,756.40	2/16/2021
Chicago Office Technology Group (COTG)	Repairs and Maint- Copiers	State's Attorney	General Fund	37.86	2/16/2021
Chronicle Media, LLC	Legal Trial Notices	State's Attorney	General Fund	50	2/16/2021
Chronicle Media, LLC	Legal Trial Notices	State's Attorney	General Fund	75	2/16/2021
Chronicle Media, LLC	Legal Trial Notices	State's Attorney	General Fund	100	2/16/2021
Chronicle Media, LLC	Legal Trial Notices	State's Attorney	General Fund	25	2/16/2021
Chronicle Media, LLC	Legal Trial Notices	State's Attorney	General Fund	50	2/16/2021
Cigna Health and Life Insurance Company	Healthcare - Dental Insurance	Other- Countywide Expenses	Health Insurance Fund	61,563.76	2/16/2021
Cintas Corporation	Repairs and Maint- Vehicles	Sheriff	General Fund	34.81	2/16/2021

**CLAIMS PAID REPORT FEBRUARY 2021 FOR COUNTY BOARD INFORMATION**

CLAIMANT/VENDOR	NATURE OF CLAIM	OFFICIAL/DEPARTMENT	FUND	AMOUNT PAID	DATE PAID
Cintas Corporation	Repairs and Maint- Vehicles	Sheriff	General Fund	34.81	2/16/2021
Cintas Corporation	Uniform Supplies	Transportation	Motor Fuel Local Option	297.89	2/16/2021
Cintas Corporation	Uniform Supplies	Transportation	Motor Fuel Local Option	297.89	2/16/2021
Cintas Corporation	Uniform Supplies	Transportation	Motor Fuel Local Option	297.89	2/16/2021
City of Aurora	Equipment Rental	Court Services	General Fund	75	2/16/2021
City of Batavia	Utilities- Intersect Lighting	Transportation	County Highway	155.35	2/16/2021
City of Batavia	Utilities- Intersect Lighting	Transportation	County Highway	107.23	2/16/2021
City of Batavia	Utilities- Intersect Lighting	Transportation	County Highway	162.3	2/16/2021
City of Batavia	Utilities- Intersect Lighting	Transportation	County Highway	126.58	2/16/2021
City of Batavia	Utilities- Intersect Lighting	Transportation	County Highway	40.88	2/16/2021
City of Geneva	Utilities- Water	Building Management	General Fund	29.03	2/16/2021
City of Geneva	Utilities- Sewer	Building Management	General Fund	408.12	2/16/2021
City of Geneva	Utilities- Sewer	Building Management	General Fund	19.25	2/16/2021
City of Geneva	Utilities- Sewer	Building Management	General Fund	9.46	2/16/2021
City of Geneva	Utilities- Water	Building Management	General Fund	680.19	2/16/2021
City of Geneva	Utilities- Water	Building Management	General Fund	31.12	2/16/2021
City of Geneva	Utilities- Water	Building Management	General Fund	14.54	2/16/2021
City of Geneva	Utilities- Electric	Building Management	General Fund	3,794.16	2/16/2021
City of Geneva	Utilities- Electric	Building Management	General Fund	461.38	2/16/2021
City of Geneva	Utilities- Electric	Building Management	General Fund	778.73	2/16/2021
City of Geneva	Utilities- Sewer	Building Management	General Fund	113.87	2/16/2021
City of Geneva	Utilities- Water	Building Management	General Fund	175.02	2/16/2021
City of Geneva	Utilities- Electric	Building Management	General Fund	49.93	2/16/2021
City of Geneva	Utilities- Electric	Building Management	General Fund	1,815.10	2/16/2021
City of Geneva	Utilities- Intersect Lighting	Transportation	County Highway	84.63	2/16/2021
City of St. Charles	Utilities- Water	Court Services	General Fund	1,236.26	2/16/2021
Clausen Miller P.C.	Legal Services	Court Services	Probation Services	12,465.00	2/16/2021
Cogent Communications Inc	Internet	Other- Countywide Expenses	General Fund	4,200.00	2/16/2021
Colleen R Nyland	Employee Mileage Expense	Health	County Health	28.75	2/16/2021
Collins Law Enforcement Sales, Inc.	Uniform Supplies	Sheriff	General Fund	725.8	2/16/2021
ComEd	Communications Equipment	Other- Countywide Expenses	Public Safety Sales Tax	1,637.33	2/16/2021
ComEd	Utilities- Intersect Lighting	Transportation	County Highway	263.85	2/16/2021
ComEd	Utilities- Intersect Lighting	Transportation	County Highway	25.51	2/16/2021
ComEd	Utilities- Intersect Lighting	Transportation	County Highway	31.39	2/16/2021
ComEd	Utilities- Intersect Lighting	Transportation	County Highway	10.33	2/16/2021
ComEd	Utilities- Intersect Lighting	Transportation	County Highway	41.42	2/16/2021
ComEd	Utilities- Intersect Lighting	Transportation	County Highway	3,157.30	2/16/2021
ComEd	Utilities- Intersect Lighting	Transportation	County Highway	6.17	2/16/2021
ComEd	Utilities- Intersect Lighting	Transportation	County Highway	1,829.93	2/16/2021
ComEd	Utilities- Intersect Lighting	Transportation	County Highway	29.14	2/16/2021
ComEd	Utilities- Intersect Lighting	Transportation	County Highway	7.42	2/16/2021
ComEd	Utilities- Intersect Lighting	Transportation	County Highway	32	2/16/2021
ComEd	Utilities- Intersect Lighting	Transportation	County Highway	22.18	2/16/2021
ComEd	Utilities- Intersect Lighting	Transportation	County Highway	0.02	2/16/2021
ComEd	Utilities- Intersect Lighting	Transportation	County Highway	297.75	2/16/2021
ComEd	Utilities- Intersect Lighting	Transportation	County Highway	112.92	2/16/2021
ComEd	Utilities- Intersect Lighting	Development	Mill Creek Special Service Area	186.95	2/16/2021
Conduent Healthy Communities Corporation	Software Licensing Cost	Health	County Health	25,000.00	2/16/2021
Constant Contact Inc	Contractual/Consulting Services	Transportation	County Highway	378	2/16/2021

**CLAIMS PAID REPORT FEBRUARY 2021 FOR COUNTY BOARD INFORMATION**

CLAIMANT/VENDOR	NATURE OF CLAIM	OFFICIAL/DEPARTMENT	FUND	AMOUNT PAID	DATE PAID
Constellation NewEnergy Inc.	Utilities- Electric	Building Management	General Fund	25,219.72	2/16/2021
Constellation NewEnergy Inc.	Utilities- Electric	Building Management	General Fund	6,451.56	2/16/2021
Constellation NewEnergy Inc.	Utilities- Electric	Building Management	General Fund	1,588.45	2/16/2021
Constellation NewEnergy Inc.	Utilities- Electric	Building Management	General Fund	26,979.24	2/16/2021
Constellation NewEnergy Inc.	Utilities- Electric	Transportation	County Highway	1,748.27	2/16/2021
Constellation NewEnergy Inc.	Utilities- Electric	Transportation	County Highway	163.22	2/16/2021
Constellation NewEnergy Inc.	Utilities- Intersect Lighting	Transportation	County Highway	87.02	2/16/2021
Cordogan, Clark & Associates Inc	Building Improvements	Court Services	Probation Services	2,145.00	2/16/2021
Cordogan, Clark & Associates Inc	Building Improvements	Court Services	Probation Services	15,000.00	2/16/2021
Cordogan, Clark & Associates Inc	Building Improvements	Court Services	Probation Services	650	2/16/2021
Cordogan, Clark & Associates Inc	Public Health Commodities - Coronavirus	Other- Countywide Expenses	Capital Projects	223,600.00	2/16/2021
Cordogan, Clark & Associates Inc	Public Health Commodities - Coronavirus	Other- Countywide Expenses	Capital Projects	50,000.00	2/16/2021
Cordogan, Clark & Associates Inc	Public Health Commodities - Coronavirus	Other- Countywide Expenses	Capital Projects	500,000.00	2/16/2021
Cordogan, Clark & Associates Inc	Public Health Commodities - Coronavirus	Other- Countywide Expenses	Capital Projects	115,985.25	2/16/2021
Cordogan, Clark & Associates Inc	Building Improvements	Other- Countywide Expenses	Capital Projects	8,620.00	2/16/2021
Corey Malis	Internet	Other- Countywide Expenses	General Fund	100	2/16/2021
County of Kendall	Prepaid Expense		Workforce Development	800	2/16/2021
Crawford Murphy & Tilly Inc (CMT)	Engineering Services	Transportation	Transportation Sales Tax	19,015.38	2/16/2021
Culligan Tri City Soft Water	Disposal and Water Softener Svcs	Transportation	County Highway	89	2/16/2021
Custom Products Corporation	Sign Material	Transportation	County Highway	1,119.82	2/16/2021
Cylinders Inc	Equipment Parts/Supplies	Transportation	Motor Fuel Local Option	491.57	2/16/2021
Cylinders Inc	Equipment Parts/Supplies	Transportation	Motor Fuel Local Option	373.5	2/16/2021
D R Myers Distributing Co Inc	Books and Subscriptions	County Clerk	General Fund	67.5	2/16/2021
D&A Powertrain Components Inc dba Aurora Truck Ctr	Vehicle Parts/Supplies	Transportation	Motor Fuel Local Option	244.72	2/16/2021
Darin P. Earl	Internet	Other- Countywide Expenses	General Fund	99	2/16/2021
DAVID C KING	Employee Mileage Expense	Recorder	General Fund	28.5	2/16/2021
Deborah L. Conley LTD	Counseling Services	State's Attorney	Child Advocacy Center	1,600.00	2/16/2021
Debra P Hogan	Court Reporter Costs	State's Attorney	General Fund	1,400.00	2/16/2021
Defin.Net Solutions Inc	Contractual/Consulting Services	Other- Countywide Expenses	Public Safety Sales Tax	3,750.00	2/16/2021
Defin.Net Solutions Inc	Contractual/Consulting Services	Other- Countywide Expenses	Judicial Technology Sales Tax	2,500.00	2/16/2021
Defin.Net Solutions Inc	Public Health Services - Coronavirus	Other- Countywide Expenses	Judicial Technology Sales Tax	13,750.00	2/16/2021
Don McCue Chevrolet Inc	Repairs and Maint- Vehicles	Sheriff	General Fund	19.87	2/16/2021
Don McCue Chevrolet Inc	Repairs and Maint- Vehicles	Sheriff	General Fund	4.41	2/16/2021
Don McCue Chevrolet Inc	Repairs and Maint- Vehicles	Sheriff	General Fund	53.24	2/16/2021
Don McCue Chevrolet Inc	Repairs and Maint- Vehicles	Sheriff	General Fund	67.52	2/16/2021
Donna M Stanton Kirincic	Per Diem Expense	Judiciary and Courts	General Fund	174.95	2/16/2021
Douglas C. Nelson dba Nelson Systems Inc.	Computer Related Supplies	State's Attorney	Child Advocacy Center	2,473.29	2/16/2021
Duke & Lee's Johnsons Garage and Towing Inc	Repairs and Maint- Vehicles	Information Technologies	General Fund	1,053.49	2/16/2021
Duke & Lee's Johnsons Garage and Towing Inc	Repairs and Maint- Vehicles	Sheriff	General Fund	75	2/16/2021
Dultmeier Sales Inc	Equipment Parts/Supplies	Transportation	Motor Fuel Local Option	433.74	2/16/2021
Dultmeier Sales Inc	Equipment Parts/Supplies	Transportation	Motor Fuel Local Option	185.15	2/16/2021
DuPage Salt Company	Disposal and Water Softener Svcs	Animal Control	Animal Control	33	2/16/2021
Eagle Engraving Inc	Office Supplies	State's Attorney	Child Advocacy Center	80	2/16/2021
Edgar K. Collison Law Offices, Ltd.	Legal Services	State's Attorney	Insurance Liability	4,000.00	2/16/2021
Edgar K. Collison Law Offices, Ltd.	Legal Services	State's Attorney	Insurance Liability	4,000.00	2/16/2021
Edgar K. Collison Law Offices, Ltd.	Legal Services	State's Attorney	Insurance Liability	4,000.00	2/16/2021
Elburn NAPA Inc (North Aurora)	Repairs and Maint- Vehicles	Sheriff	General Fund	371.69	2/16/2021
Elburn NAPA Inc (North Aurora)	Repairs and Maint- Vehicles	Sheriff	General Fund	826.45	2/16/2021
Elburn NAPA Inc (North Aurora)	Repairs and Maint- Vehicles	Sheriff	General Fund	7.22	2/16/2021

**CLAIMS PAID REPORT FEBRUARY 2021 FOR COUNTY BOARD INFORMATION**

CLAIMANT/VENDOR	NATURE OF CLAIM	OFFICIAL/DEPARTMENT	FUND	AMOUNT PAID	DATE PAID
Elburn NAPA Inc (North Aurora)	Repairs and Maint- Vehicles	Sheriff	General Fund	120	2/16/2021
Elburn NAPA Inc (North Aurora)	Repairs and Maint- Vehicles	Sheriff	General Fund	77.88	2/16/2021
Elburn NAPA Inc (North Aurora)	Repairs and Maint- Vehicles	Sheriff	General Fund	769.43	2/16/2021
Elburn NAPA Inc (North Aurora)	Repairs and Maint- Vehicles	Sheriff	General Fund	39.24	2/16/2021
Elburn NAPA Inc (North Aurora)	Vehicle Parts/Supplies	Transportation	Motor Fuel Local Option	41.94	2/16/2021
Elburn NAPA Inc (North Aurora)	Vehicle Parts/Supplies	Transportation	Motor Fuel Local Option	36.95	2/16/2021
Elburn NAPA Inc (North Aurora)	Vehicle Parts/Supplies	Transportation	Motor Fuel Local Option	19.62	2/16/2021
Elburn NAPA Inc (North Aurora)	Vehicle Parts/Supplies	Transportation	Motor Fuel Local Option	-399.08	2/16/2021
Elburn NAPA Inc (North Aurora)	Vehicle Parts/Supplies	Transportation	Motor Fuel Local Option	155.88	2/16/2021
Elburn NAPA Inc (North Aurora)	Vehicle Parts/Supplies	Transportation	Motor Fuel Local Option	25.8	2/16/2021
Elburn NAPA Inc (North Aurora)	Vehicle Parts/Supplies	Transportation	Motor Fuel Local Option	1,791.64	2/16/2021
Elburn NAPA Inc (North Aurora)	Vehicle Parts/Supplies	Transportation	Motor Fuel Local Option	109.25	2/16/2021
Elburn NAPA Inc (North Aurora)	Vehicle Parts/Supplies	Transportation	Motor Fuel Local Option	61.11	2/16/2021
Elburn NAPA Inc (North Aurora)	Vehicle Parts/Supplies	Transportation	Motor Fuel Local Option	163.56	2/16/2021
Elburn NAPA Inc (North Aurora)	Vehicle Parts/Supplies	Transportation	Motor Fuel Local Option	23.78	2/16/2021
Elburn NAPA Inc (North Aurora)	Vehicle Parts/Supplies	Transportation	Motor Fuel Local Option	99.57	2/16/2021
Elburn NAPA Inc (North Aurora)	Vehicle Parts/Supplies	Transportation	Motor Fuel Local Option	56.91	2/16/2021
Elburn NAPA Inc (North Aurora)	Vehicle Parts/Supplies	Transportation	Motor Fuel Local Option	118.66	2/16/2021
Elburn NAPA Inc (North Aurora)	Vehicle Parts/Supplies	Transportation	Motor Fuel Local Option	44.8	2/16/2021
Elburn NAPA Inc (North Aurora)	Vehicle Parts/Supplies	Transportation	Motor Fuel Local Option	125.48	2/16/2021
Elburn NAPA Inc (North Aurora)	Vehicle Parts/Supplies	Transportation	Motor Fuel Local Option	192.36	2/16/2021
Elburn NAPA Inc (North Aurora)	Vehicle Parts/Supplies	Transportation	Motor Fuel Local Option	244.41	2/16/2021
Elburn NAPA Inc (North Aurora)	Vehicle Parts/Supplies	Transportation	Motor Fuel Local Option	144.6	2/16/2021
Elburn NAPA Inc (North Aurora)	Vehicle Parts/Supplies	Transportation	Motor Fuel Local Option	406.74	2/16/2021
Elburn NAPA Inc (North Aurora)	Vehicle Parts/Supplies	Transportation	Motor Fuel Local Option	419.94	2/16/2021
Elburn NAPA Inc (North Aurora)	Vehicle Parts/Supplies	Transportation	Motor Fuel Local Option	75.39	2/16/2021
Elburn NAPA Inc (North Aurora)	Vehicle Parts/Supplies	Transportation	Motor Fuel Local Option	157.93	2/16/2021
Elburn NAPA Inc (North Aurora)	Vehicle Parts/Supplies	Transportation	Motor Fuel Local Option	41.94	2/16/2021
Elburn NAPA Inc (North Aurora)	Vehicle Parts/Supplies	Transportation	Motor Fuel Local Option	328.56	2/16/2021
Elburn NAPA Inc (North Aurora)	Vehicle Parts/Supplies	Transportation	Motor Fuel Local Option	380.92	2/16/2021
Elburn NAPA Inc (North Aurora)	Vehicle Parts/Supplies	Transportation	Motor Fuel Local Option	233.67	2/16/2021
Elburn NAPA Inc (North Aurora)	Vehicle Parts/Supplies	Transportation	Motor Fuel Local Option	118.75	2/16/2021
Elburn NAPA Inc (North Aurora)	Vehicle Parts/Supplies	Transportation	Motor Fuel Local Option	92.9	2/16/2021
Elburn NAPA Inc (North Aurora)	Vehicle Parts/Supplies	Transportation	Motor Fuel Local Option	476.28	2/16/2021
Elburn NAPA Inc (North Aurora)	Equipment Parts/Supplies	Transportation	Motor Fuel Local Option	34.92	2/16/2021
Elburn NAPA Inc (North Aurora)	Equipment Parts/Supplies	Transportation	Motor Fuel Local Option	14.98	2/16/2021
Elburn NAPA Inc (North Aurora)	Equipment Parts/Supplies	Transportation	Motor Fuel Local Option	44.14	2/16/2021
Elburn NAPA Inc (North Aurora)	Equipment Parts/Supplies	Transportation	Motor Fuel Local Option	67.96	2/16/2021
Elburn NAPA Inc (North Aurora)	Equipment Parts/Supplies	Transportation	Motor Fuel Local Option	167.76	2/16/2021
Elburn NAPA Inc (North Aurora)	Equipment Parts/Supplies	Transportation	Motor Fuel Local Option	29.34	2/16/2021
Elburn NAPA Inc (North Aurora)	Equipment Parts/Supplies	Transportation	Motor Fuel Local Option	42.73	2/16/2021
Elburn NAPA Inc (North Aurora)	Equipment Parts/Supplies	Transportation	Motor Fuel Local Option	15.2	2/16/2021
Elburn NAPA Inc (North Aurora)	Equipment Parts/Supplies	Transportation	Motor Fuel Local Option	191.76	2/16/2021
Elburn NAPA Inc (North Aurora)	Equipment Parts/Supplies	Transportation	Motor Fuel Local Option	99.71	2/16/2021
Elburn NAPA Inc (North Aurora)	Tools	Transportation	Motor Fuel Local Option	235.96	2/16/2021
Elburn NAPA Inc (North Aurora)	Tools	Transportation	Motor Fuel Local Option	41.08	2/16/2021
Environmental Systems Research Inst Inc (ESRI)	Conferences and Meetings	Information Technologies	Geographic Information Systems	399	2/16/2021
Environmental Systems Research Inst Inc (ESRI)	Conferences and Meetings	Information Technologies	Geographic Information Systems	399	2/16/2021
Epsilon	Legal Printing	County Clerk	General Fund	2,253.25	2/16/2021

**CLAIMS PAID REPORT FEBRUARY 2021 FOR COUNTY BOARD INFORMATION**

CLAIMANT/VENDOR	NATURE OF CLAIM	OFFICIAL/DEPARTMENT	FUND	AMOUNT PAID	DATE PAID
Erin B Waxenbaum Dennison	Autopsies/Consulting	Coroner	General Fund	350	2/16/2021
Evident, Inc.	Investigations	Sheriff	General Fund	236.36	2/16/2021
Extra Packaging LLC	Body Bags	Coroner	Coroner Administration	461.8	2/16/2021
Family Counseling Services of Aurora	Psychological/Psychiatric Srvs	Court Services	Probation Services	345	2/16/2021
FedEx	S.W.A.T. Supplies	Sheriff	General Fund	84.03	2/16/2021
FedEx	Bomb Squad Supplies	Sheriff	General Fund	84.03	2/16/2021
FedEx	Public Health Commodities - Coronavirus	Sheriff	General Fund	613.85	2/16/2021
FedEx	Postage	Other- Countywide Expenses	General Fund	88.3	2/16/2021
FedEx	Postage	Other- Countywide Expenses	General Fund	38.01	2/16/2021
FedEx	Postage	Other- Countywide Expenses	General Fund	63.75	2/16/2021
FedEx	Postage	Other- Countywide Expenses	General Fund	36.09	2/16/2021
FedEx	Postage	Other- Countywide Expenses	General Fund	16.37	2/16/2021
FedEx	Postage	Transportation	County Highway	12.33	2/16/2021
Feece Oil Company	Repairs and Maintenance- Roads	Building Management	General Fund	68.66	2/16/2021
Feece Oil Company	Repairs and Maintenance- Roads	Building Management	General Fund	107.63	2/16/2021
Feece Oil Company	Public Health Commodities - Coronavirus	Coroner	General Fund	119.36	2/16/2021
Feece Oil Company	Public Health Commodities - Coronavirus	Coroner	General Fund	50	2/16/2021
Feece Oil Company	Public Health Commodities - Coronavirus	Coroner	General Fund	105.58	2/16/2021
Feece Oil Company	Vehicle Parts/Supplies	Transportation	Motor Fuel Local Option	480	2/16/2021
Feece Oil Company	Vehicle Parts/Supplies	Transportation	Motor Fuel Local Option	-525	2/16/2021
Feece Oil Company	Vehicle Parts/Supplies	Transportation	Motor Fuel Local Option	525	2/16/2021
Feece Oil Company	Vehicle Parts/Supplies	Transportation	Motor Fuel Local Option	350	2/16/2021
Ficek Electric & Communication Systems Inc	Public Health Commodities - Coronavirus	Other- Countywide Expenses	Capital Projects	1,344.90	2/16/2021
Fidelity Security Life Insurance Company (Eyemed)	Healthcare - Vision Insurance	Other- Countywide Expenses	Health Insurance Fund	6,789.06	2/16/2021
Finkbiner Equipment Co	Equipment Parts/Supplies	Transportation	Motor Fuel Local Option	141.84	2/16/2021
FleetPride Inc	Vehicle Parts/Supplies	Transportation	Motor Fuel Local Option	40.64	2/16/2021
Flexible Benefits Service Corporation	Accrued Liabilities		Flexible Spending Account	20,555.18	2/16/2021
Flexible Benefits Service Corporation	Accrued Liabilities		Flexible Spending Account	4,388.76	2/16/2021
Force America, Inc.	Vehicle Parts/Supplies	Transportation	Motor Fuel Local Option	497	2/16/2021
Force America, Inc.	Vehicle Parts/Supplies	Transportation	Motor Fuel Local Option	129.38	2/16/2021
Force America, Inc.	Vehicle Parts/Supplies	Transportation	Motor Fuel Local Option	621.36	2/16/2021
Force America, Inc.	Vehicle Parts/Supplies	Transportation	Motor Fuel Local Option	316.83	2/16/2021
Force America, Inc.	Vehicle Parts/Supplies	Transportation	Motor Fuel Local Option	199.07	2/16/2021
Fox Valley Fire & Safety Co	Repairs and Maint- Buildings	Building Management	General Fund	350	2/16/2021
Fox Valley Fire & Safety Co	Repairs and Maint- Buildings	Building Management	General Fund	375	2/16/2021
Fox Valley Fire & Safety Co	Repairs and Maint- Equipment	Building Management	General Fund	804	2/16/2021
Fox Valley Sewer Service	Repairs and Maint- Buildings	Building Management	General Fund	230	2/16/2021
Fox Valley Sewer Service	Repairs and Maint- Buildings	Building Management	General Fund	230	2/16/2021
Fox Valley Sewer Service	Repairs and Maint- Buildings	Building Management	General Fund	255	2/16/2021
Fox Valley Sewer Service	Repairs and Maint- Buildings	Building Management	General Fund	230	2/16/2021
Fox Valley Sewer Service	Repairs and Maint- Buildings	Building Management	General Fund	270	2/16/2021
Fox Valley Sewer Service	Repairs and Maint- Buildings	Building Management	General Fund	280	2/16/2021
Fox Valley Sewer Service	Repairs and Maint- Buildings	Building Management	General Fund	290	2/16/2021
Fox Valley Sewer Service	Repairs and Maint- Buildings	Building Management	General Fund	730	2/16/2021
Fox Valley Sewer Service	Repairs and Maint- Buildings	Building Management	General Fund	230	2/16/2021
Fox Valley Sewer Service	Repairs and Maint- Buildings	Building Management	General Fund	520	2/16/2021
Fox Valley Sewer Service	Repairs and Maint- Buildings	Building Management	General Fund	130	2/16/2021
G.L. Denson, Inc.	Per Diem Expense	Judiciary and Courts	General Fund	100	2/16/2021
Genesis Technologies Inc.	Office Supplies	Finance	General Fund	46.13	2/16/2021

**CLAIMS PAID REPORT FEBRUARY 2021 FOR COUNTY BOARD INFORMATION**

CLAIMANT/VENDOR	NATURE OF CLAIM	OFFICIAL/DEPARTMENT	FUND	AMOUNT PAID	DATE PAID
Genesis Technologies Inc.	Computer Related Supplies	Court Services	General Fund	265.44	2/16/2021
Gewalt Hamilton Associates, Inc.	Engineering Services	Transportation	Motor Fuel Local Option	9,955.00	2/16/2021
GHA Technologies Inc	Public Health Commodities - Coronavirus	Other- Countywide Expenses	Capital Projects	3,705.00	2/16/2021
Global Languages & Cultures, Inc.	Contractual/Consulting Services	Health	County Health	200	2/16/2021
Gordon Flesch Company Inc	Repairs and Maint- Equipment	Judiciary and Courts	General Fund	15.07	2/16/2021
Gordon Flesch Company Inc	Repairs and Maint- Equipment	Judiciary and Courts	General Fund	60	2/16/2021
Gordon Flesch Company Inc	Repairs and Maint- Equipment	Judiciary and Courts	General Fund	2.19	2/16/2021
Gordon Flesch Company Inc	Repairs and Maint- Copiers	State's Attorney	General Fund	43.84	2/16/2021
Government Finance Officers Assn (GFOA)	General Association Dues	Finance	General Fund	1,775.00	2/16/2021
Grainger Inc	Office Supplies	Transportation	County Highway	143.17	2/16/2021
Grainger Inc	Buildings and Grounds Supplies	Transportation	County Highway	145.38	2/16/2021
Grainger Inc	Buildings and Grounds Supplies	Transportation	County Highway	492.8	2/16/2021
Group Alternatives, Inc.	Contractual/Consulting Services	Other- Countywide Expenses	Health Insurance Fund	8,400.00	2/16/2021
Group Link	Software Licensing Cost	Other- Countywide Expenses	General Fund	149.43	2/16/2021
H & H Electric Co.	Liability Insurance	Human Resource Management	Insurance Liability	9,598.98	2/16/2021
Hampton Lenzini & Renwick, Inc. (HLR)	Bridge Inspection	Transportation	County Bridge	2,738.40	2/16/2021
Hampton Lenzini & Renwick, Inc. (HLR)	Engineering Services	Transportation	Transportation Sales Tax	740	2/16/2021
Harold L Drake	SS Transportation Assistance	WIOA 20	Workforce Development	148.38	2/16/2021
Havlicek Geneva Ace Hardware LLC	Repairs and Maint- Buildings	Building Management	General Fund	5.37	2/16/2021
Havlicek Geneva Ace Hardware LLC	Repairs and Maint- Buildings	Building Management	General Fund	5.74	2/16/2021
Havlicek Geneva Ace Hardware LLC	Repairs and Maint- Buildings	Building Management	General Fund	3.56	2/16/2021
Heavy Equipment Services Inc dba Helm Truck and Eq	Vehicle Parts/Supplies	Transportation	Motor Fuel Local Option	2,260.32	2/16/2021
Heavy Equipment Services Inc dba Helm Truck and Eq	Vehicle Parts/Supplies	Transportation	Motor Fuel Local Option	341.34	2/16/2021
Heavy Equipment Services Inc dba Helm Truck and Eq	Vehicle Parts/Supplies	Transportation	Motor Fuel Local Option	-500	2/16/2021
HNTB Corporation	Contractual/Consulting Services	Transportation	County Highway	7,580.00	2/16/2021
Hodges-Mace LLC	Software Licensing Cost	Other- Countywide Expenses	General Fund	7,260.00	2/16/2021
Hodges-Mace LLC	Software Licensing Cost	Other- Countywide Expenses	General Fund	7,048.60	2/16/2021
Hodges-Mace LLC	Software Licensing Cost	Other- Countywide Expenses	General Fund	7,094.70	2/16/2021
Hollywood Tools LLC	Repairs and Maint- Vehicles	Sheriff	General Fund	122.8	2/16/2021
Hollywood Tools LLC	Repairs and Maint- Vehicles	Sheriff	General Fund	33.25	2/16/2021
Hollywood Tools LLC	Repairs and Maint- Vehicles	Sheriff	General Fund	209.9	2/16/2021
Housing Continuum Inc	Miscellaneous Contractual Exp	Development	Community Dev Block Program	4,066.25	2/16/2021
Howard Medical Co	Operating Supplies	Coroner	Coroner Administration	369.54	2/16/2021
HP Products Corp Ferguson Facilities Supply	Operating Supplies	Sheriff	General Fund	187.2	2/16/2021
Huddleston McBride Drainage Co.	Contractual/Consulting Services	Development	Cost Share Drainage	4,200.00	2/16/2021
Huff & Huff Inc	Engineering Services	Transportation	County Highway	1,455.35	2/16/2021
IL Department of Innovation & Technology (CMS)	Contractual/Consulting Services	Sheriff	General Fund	942.4	2/16/2021
IL Dept of Public Health, Div of Vital Records	Accrued Liabilities		Death Certificates	17,688.00	2/16/2021
ILLCO INC	Repairs and Maint- Buildings	Building Management	General Fund	179.8	2/16/2021
ILLCO INC	Repairs and Maint- Buildings	Building Management	General Fund	108.03	2/16/2021
ILLCO INC	Animal Care Supplies	Animal Control	Animal Control	11.49	2/16/2021
ILLCO INC	Repairs and Maint- Buildings	Transportation	County Highway	442.02	2/16/2021
Illinois Association of County Board Members	General Association Dues	County Board	General Fund	2,400.00	2/16/2021
Illinois Department of Public Health	Employee Training	Development	Community Dev Block Program	100	2/16/2021
Illinois Property Assessment Institute	Employee Training	Supervisor of Assessments	General Fund	740	2/16/2021
Illinois Property Assessment Institute	Employee Training	Supervisor of Assessments	General Fund	10	2/16/2021
Illinois Property Assessment Institute	Employee Training	Supervisor of Assessments	General Fund	370	2/16/2021
Illinois Property Assessment Institute	Employee Training	Supervisor of Assessments	General Fund	740	2/16/2021
Illinois Property Assessment Institute	Employee Training	Supervisor of Assessments	General Fund	370	2/16/2021

**CLAIMS PAID REPORT FEBRUARY 2021 FOR COUNTY BOARD INFORMATION**

CLAIMANT/VENDOR	NATURE OF CLAIM	OFFICIAL/DEPARTMENT	FUND	AMOUNT PAID	DATE PAID
Illinois Property Assessment Institute	Employee Training	Supervisor of Assessments	General Fund	740	2/16/2021
Illinois Property Assessment Institute	Employee Training	Supervisor of Assessments	General Fund	370	2/16/2021
Illinois Property Assessment Institute	Employee Training	Supervisor of Assessments	General Fund	370	2/16/2021
Illinois Property Assessment Institute	Employee Training	Supervisor of Assessments	General Fund	740	2/16/2021
Illinois Property Assessment Institute	Employee Training	Supervisor of Assessments	General Fund	740	2/16/2021
Illinois Property Assessment Institute	Employee Training	Supervisor of Assessments	General Fund	740	2/16/2021
Image-Pro Services & Supplies Inc	Computer Related Supplies	Circuit Clerk	Court Document Storage	231.11	2/16/2021
Image-Pro Services & Supplies Inc	Computer Related Supplies	Circuit Clerk	Court Document Storage	667.99	2/16/2021
Image-Pro Services & Supplies Inc	Computer Related Supplies	Circuit Clerk	Court Document Storage	1,064.68	2/16/2021
Imaging Office Systems Inc	Repairs and Maint- Office Equip	Court Services	General Fund	375	2/16/2021
Imaging Office Systems Inc	Repairs and Maint- Office Equip	Court Services	General Fund	375	2/16/2021
Impact Networking, LLC	Printing Supplies	Information Technologies	General Fund	993.1	2/16/2021
Impact Networking, LLC	Repairs and Maint- Copiers	Court Services	General Fund	104	2/16/2021
Impact Networking, LLC	Operating Supplies	Development	General Fund	69.78	2/16/2021
Impact Networking, LLC	Repairs and Maint- Copiers	Circuit Clerk	Court Document Storage	67	2/16/2021
Impact Networking, LLC	Repairs and Maint- Office Equip	Health	County Health	252.08	2/16/2021
Imprint Enterprises Inc	Computer Related Supplies	Recorder	Recorder's Automation	210	2/16/2021
IMRF	IMRF Contribution	Other- Countywide Expenses	Illinois Municipal Retirement	11,625.84	2/16/2021
Initial Impressions Inc	Office Supplies	Information Technologies	General Fund	168.36	2/16/2021
Insight Public Sector Inc	Investigations	Sheriff	General Fund	150	2/16/2021
Insight Public Sector Inc	Public Health Commodities - Coronavirus	Other- Countywide Expenses	Capital Projects	10,543.70	2/16/2021
Institute of Personality & Ability Testing-IPAT	Operating Supplies	Sheriff	General Fund	108	2/16/2021
Intrado Life & Safety Solutions Corp (West Safety)	Repairs and Maint- Computers	Kane Comm	Kane Comm	1,600.00	2/16/2021
Iron Mountain Information Management, LLC	Contractual/Consulting Services	Information Technologies	General Fund	684.2	2/16/2021
Iron Mountain Information Management, LLC	Contractual/Consulting Services	Information Technologies	General Fund	111.89	2/16/2021
James A. Filkins	Autopsies/Consulting	Coroner	General Fund	9,600.00	2/16/2021
Jane L Davis DVM	Contractual/Consulting Services	Animal Control	Animal Control	2,500.00	2/16/2021
Jeffrey W. Richardson	Prepaid Expense		Workforce Development	2,421.42	2/16/2021
Jennifer Austin-Smith	Contractual/Consulting Services	Health	County Health	62.5	2/16/2021
Jennifer L. Joyce	Per Diem Expense	Judiciary and Courts	General Fund	204	2/16/2021
Jennifer L. Joyce	Court Reporter Costs	State's Attorney	General Fund	48	2/16/2021
Jennifer L. Joyce	Court Reporter Costs	State's Attorney	General Fund	1,164.00	2/16/2021
Jiffy Lube (Sound Billing LLC)	Repairs and Maint- Vehicles	State's Attorney	Child Advocacy Center	74.67	2/16/2021
Jiffy Lube (Sound Billing LLC)	Repairs and Maint- Vehicles	State's Attorney	Child Advocacy Center	71.08	2/16/2021
Jiffy Lube (Sound Billing LLC)	Repairs and Maint- Vehicles	State's Attorney	Child Advocacy Center	62.99	2/16/2021
Jiffy Lube (Sound Billing LLC)	Repairs and Maint- Vehicles	State's Attorney	Child Advocacy Center	86	2/16/2021
Jill Reed	Internet	Other- Countywide Expenses	General Fund	83	2/16/2021
John L Milner	SS Transportation Assistance	TAA 19	Workforce Development	400.2	2/16/2021
John F. Harahan	Accrued Liabilities		911 Emergency Surcharge	1,530.00	2/16/2021
Johnson Controls Fire Protection LP	Office Supplies	Circuit Clerk	General Fund	908	2/16/2021
JULIE Inc	Communications Equipment	Other- Countywide Expenses	Public Safety Sales Tax	818.1	2/16/2021
JULIE Inc	Software Licensing Cost	Transportation	County Highway	6,522.12	2/16/2021
JULIE Inc	Contractual/Consulting Services	Development	Mill Creek Special Service Area	2,106.30	2/16/2021
Just In Time Coffee LLC	Jurors' Expense	Judiciary and Courts	General Fund	330	2/16/2021
Just In Time Coffee LLC	Jurors' Expense	Judiciary and Courts	General Fund	290	2/16/2021
Just In Time Coffee LLC	Jurors' Expense	Judiciary and Courts	General Fund	290	2/16/2021
Just In Time Coffee LLC	Jurors' Expense	Judiciary and Courts	General Fund	1,327.00	2/16/2021
Kane County Bar Assn	General Association Dues	State's Attorney	General Fund	70	2/16/2021
Kane County Bar Assn	General Association Dues	State's Attorney	General Fund	70	2/16/2021

**CLAIMS PAID REPORT FEBRUARY 2021 FOR COUNTY BOARD INFORMATION**

CLAIMANT/VENDOR	NATURE OF CLAIM	OFFICIAL/DEPARTMENT	FUND	AMOUNT PAID	DATE PAID
Kane County Bar Foundation, Inc.	Contractual/Consulting Services	Judiciary and Courts	Children's Waiting Room	9,030.12	2/16/2021
Kane County Regional Office of Education	Miscellaneous Contractual Exp	Human Resource Management	General Fund	1,800.00	2/16/2021
Kara P Desideri	Contractual/Consulting Services	Judiciary and Courts	General Fund	150	2/16/2021
Kathleen LeComte	Court Reporter Costs	State's Attorney	General Fund	1,212.00	2/16/2021
Kimberly A Reed	Employee Training	Court Services	General Fund	65	2/16/2021
Kimley-Horn & Associates, Inc.	Contractual/Consulting Services	Transportation	County Highway	10,953.56	2/16/2021
Konica Minolta Business Solutions	Repairs and Maint- Computers	Public Defender	General Fund	100.4	2/16/2021
Konicek & Dillon PC	Court Appointed Counsel	Judiciary and Courts	General Fund	425	2/16/2021
Konicek & Dillon PC	Court Appointed Counsel	Judiciary and Courts	General Fund	1,625.00	2/16/2021
KPMG LLP	Contractual/Consulting Services	Health	County Health	560,872.72	2/16/2021
Kristin Johnson	Employee Mileage Expense	Health	County Health	58.08	2/16/2021
Kristine C Darwin	DT ITA	WIOA 20	Workforce Development	69.45	2/16/2021
Kruis Inc (Sparkle Janitorial Service)	Janitorial Services	Operating Pool	Workforce Development	950	2/16/2021
Kurt D. Lebo	Employee Mileage Expense	Information Technologies	General Fund	30.41	2/16/2021
Kurt D. Lebo	Internet	Other- Countywide Expenses	General Fund	79.95	2/16/2021
Lakeshore Recycling Systems (Pit Stop Clean Sweep)	Public Health Commodities - Coronavirus	Environmental Management	Enterprise Surcharge	124	2/16/2021
Land-Code LLC	Computer Related Supplies	Recorder	Recorder's Automation	438.35	2/16/2021
Lowe's	Repairs and Maint- Buildings	Building Management	General Fund	69.3	2/16/2021
Lowe's	Repairs and Maint- Buildings	Animal Control	Animal Control	6.64	2/16/2021
Lowe's	Repairs and Maint- Buildings	Animal Control	Animal Control	43.13	2/16/2021
Lynne Cassell	Per Diem Expense	Judiciary and Courts	General Fund	175	2/16/2021
Lynne Cassell	Contractual/Consulting Services	Judiciary and Courts	General Fund	150	2/16/2021
M.A.C. Construction, Inc.	Repairs and Maintenance- Roads	Building Management	General Fund	250	2/16/2021
M.A.C. Construction, Inc.	Repairs and Maintenance- Roads	Building Management	General Fund	312	2/16/2021
M.A.C. Construction, Inc.	Repairs and Maintenance- Roads	Building Management	General Fund	2,200.00	2/16/2021
M.A.C. Construction, Inc.	Repairs and Maintenance- Roads	Building Management	General Fund	1,768.00	2/16/2021
M.A.C. Construction, Inc.	Repairs and Maintenance- Roads	Building Management	General Fund	375	2/16/2021
M.A.C. Construction, Inc.	Repairs and Maintenance- Roads	Building Management	General Fund	125	2/16/2021
M.A.C. Construction, Inc.	Repairs and Maintenance- Roads	Building Management	General Fund	5,455.00	2/16/2021
M.A.C. Construction, Inc.	Repairs and Maintenance- Roads	Building Management	General Fund	1,575.00	2/16/2021
M.A.C. Construction, Inc.	Repairs and Maintenance- Roads	Building Management	General Fund	2,550.00	2/16/2021
M.A.C. Construction, Inc.	Repairs and Maintenance- Roads	Building Management	General Fund	250	2/16/2021
M.A.C. Construction, Inc.	Repairs and Maintenance- Roads	Animal Control	Animal Control	75	2/16/2021
M.A.C. Construction, Inc.	Repairs and Maint- Grounds	Animal Control	Animal Control	135	2/16/2021
M.A.C. Construction, Inc.	Repairs and Maint- Grounds	Animal Control	Animal Control	370	2/16/2021
M.A.C. Construction, Inc.	Repairs and Maint- Grounds	Animal Control	Animal Control	135	2/16/2021
M.A.C. Construction, Inc.	Repairs and Maint- Grounds	Animal Control	Animal Control	135	2/16/2021
M.A.C. Construction, Inc.	Repairs and Maint- Grounds	Animal Control	Animal Control	740	2/16/2021
M.A.C. Construction, Inc.	Repairs and Maint- Grounds	Animal Control	Animal Control	505	2/16/2021
Mariann L Busch	Per Diem Expense	Judiciary and Courts	General Fund	96	2/16/2021
Martina M. Ralls	Court Reporter Costs	State's Attorney	General Fund	72	2/16/2021
Martina M. Ralls	Court Reporter Costs	State's Attorney	General Fund	376	2/16/2021
MaryAnn Kabara	Employee Mileage Expense	Circuit Clerk	General Fund	82.88	2/16/2021
MaryJo D'Avola	Per Diem Expense	Judiciary and Courts	General Fund	100	2/16/2021
MaryJo D'Avola	Per Diem Expense	Judiciary and Courts	General Fund	20	2/16/2021
McMaster-Carr Supply Co	Repairs and Maint- Buildings	Transportation	County Highway	46.98	2/16/2021
Mechanical Inc dba Helm Service	Repairs and Maint- Buildings	Building Management	General Fund	254.98	2/16/2021
Mechanical Inc dba Helm Service	Repairs and Maint- Buildings	Building Management	General Fund	459.96	2/16/2021
Mechanical Inc dba Helm Service	Repairs and Maint- Equipment	Building Management	General Fund	842.32	2/16/2021

**CLAIMS PAID REPORT FEBRUARY 2021 FOR COUNTY BOARD INFORMATION**

CLAIMANT/VENDOR	NATURE OF CLAIM	OFFICIAL/DEPARTMENT	FUND	AMOUNT PAID	DATE PAID
Mechanical Inc dba Helm Service	Repairs and Maint- Equipment	Building Management	General Fund	512.45	2/16/2021
Mechanical Inc dba Helm Service	Repairs and Maint- Equipment	Building Management	General Fund	14,169.52	2/16/2021
Mechanical Inc dba Helm Service	Repairs and Maint- Equipment	Building Management	General Fund	3,409.41	2/16/2021
Mechanical Inc dba Helm Service	Repairs and Maint- Buildings	Building Management	General Fund	102.49	2/16/2021
Mechanical Inc dba Helm Service	Operating Supplies	County Clerk	General Fund	1,818.15	2/16/2021
Mechanical Inc dba Helm Service	Public Health Services - Coronavirus	Sheriff	General Fund	512.45	2/16/2021
Menards, Inc.	Repairs and Maint- Buildings	Building Management	General Fund	44.55	2/16/2021
Menards, Inc.	Repairs and Maint- Buildings	Building Management	General Fund	20.35	2/16/2021
Menards, Inc.	Repairs and Maint- Buildings	Building Management	General Fund	31.3	2/16/2021
Menards, Inc.	Repairs and Maint- Buildings	Building Management	General Fund	7.56	2/16/2021
Menards, Inc.	Repairs and Maint- Buildings	Building Management	General Fund	25.74	2/16/2021
Menards, Inc.	Operating Supplies	Sheriff	General Fund	38.11	2/16/2021
Menards, Inc.	Operating Supplies	Sheriff	General Fund	35.35	2/16/2021
Menards, Inc.	Medical/Dental/Hospital Services	Sheriff	General Fund	59.98	2/16/2021
Menards, Inc.	Operating Supplies	Sheriff	General Fund	99	2/16/2021
Menards, Inc.	Operating Supplies	Sheriff	General Fund	97.65	2/16/2021
Menards, Inc.	Operating Supplies	Sheriff	General Fund	19.9	2/16/2021
Menards, Inc.	Public Health Commodities - Coronavirus	Sheriff	General Fund	43.14	2/16/2021
Menards, Inc.	Operating Supplies	Sheriff	General Fund	37.66	2/16/2021
Menards, Inc.	Operating Supplies	Transportation	County Highway	133.36	2/16/2021
Menards, Inc.	Buildings and Grounds Supplies	Transportation	County Highway	251.26	2/16/2021
Menards, Inc.	Buildings and Grounds Supplies	Transportation	County Highway	52.66	2/16/2021
Menards, Inc.	Sign Material	Transportation	County Highway	129.42	2/16/2021
Menards, Inc.	Sign Material	Transportation	County Highway	46.24	2/16/2021
Menards, Inc.	Repairs and Maintenance- Roads	Transportation	Motor Fuel Local Option	20.66	2/16/2021
Menards, Inc.	Culverts	Transportation	Motor Fuel Local Option	89.99	2/16/2021
Mesquite Information Technologies LLC	Contractual/Consulting Services	Other- Countywide Expenses	Judicial Technology Sales Tax	150	2/16/2021
Mesquite Information Technologies LLC	Contractual/Consulting Services	Other- Countywide Expenses	Judicial Technology Sales Tax	2,460.00	2/16/2021
Microtrain Technologies	DT ITA	WIOA 19	Workforce Development	850	2/16/2021
Microtrain Technologies	DT ITA	WIOA 19	Workforce Development	4,140.00	2/16/2021
Microtrain Technologies	DT ITA	WIOA 19	Workforce Development	1,795.00	2/16/2021
Microtrain Technologies	DT ITA	WIOA 19	Workforce Development	1,025.00	2/16/2021
Microtrain Technologies	DT ITA	WIOA 19	Workforce Development	1,310.00	2/16/2021
Microtrain Technologies	DT ITA	WIOA 19	Workforce Development	2,604.00	2/16/2021
Microtrain Technologies	DT ITA	WIOA 19	Workforce Development	1,795.00	2/16/2021
Microtrain Technologies	DT ITA	WIOA 20	Workforce Development	295	2/16/2021
Microtrain Technologies	DT ITA	WIOA 20	Workforce Development	2,995.00	2/16/2021
Microtrain Technologies	DT ITA	WIOA 20	Workforce Development	5,600.00	2/16/2021
Microtrain Technologies	DT ITA	WIOA 20	Workforce Development	2,170.00	2/16/2021
Midwest Veterinary Supply Inc	Animal Care Supplies	Animal Control	Animal Control	416	2/16/2021
Midwest Veterinary Supply Inc	Medical Supplies and Drugs	Animal Control	Animal Control	45.42	2/16/2021
Midwest Veterinary Supply Inc	Medical Supplies and Drugs	Animal Control	Animal Control	37.8	2/16/2021
Nancy Bagley	Psychological/Psychiatric Srvs	Court Services	General Fund	500	2/16/2021
Nancy S Duarte	Contractual/Consulting Services	Court Services	General Fund	500	2/16/2021
Nancy Schmook	Internet	Other- Countywide Expenses	General Fund	40	2/16/2021
NAT Tech Inc. (National Technologies NTI)	Public Health Commodities - Coronavirus	Other- Countywide Expenses	Public Safety Sales Tax	7,559.00	2/16/2021
NAT Tech Inc. (National Technologies NTI)	Communications Equipment	Other- Countywide Expenses	Public Safety Sales Tax	3,375.00	2/16/2021
Natalie Hall	Autopsies/Consulting	Coroner	General Fund	200	2/16/2021
National Telemanagement Consultants Inc	Accrued Liabilities		911 Emergency Surcharge	2,840.00	2/16/2021

**CLAIMS PAID REPORT FEBRUARY 2021 FOR COUNTY BOARD INFORMATION**

CLAIMANT/VENDOR	NATURE OF CLAIM	OFFICIAL/DEPARTMENT	FUND	AMOUNT PAID	DATE PAID
Natl Assn for County Community & Econ Dev(NACCED)	Books and Subscriptions	Development	Community Dev Block Program	2,190.00	2/16/2021
Neuco Inc	Repairs and Maint- Equipment	Building Management	General Fund	129.9	2/16/2021
Nicole E Okerblad	Contractual/Consulting Services	Judiciary and Courts	General Fund	120	2/16/2021
Nicole E Okerblad	Contractual/Consulting Services	Judiciary and Courts	General Fund	150	2/16/2021
Nicor Gas	Utilities- Natural Gas	Building Management	General Fund	341.66	2/16/2021
Nicor Gas	Utilities- Natural Gas	Building Management	General Fund	106.14	2/16/2021
Nicor Gas	Utilities- Natural Gas	Animal Control	Animal Control	819.44	2/16/2021
Nicor Gas	Utilities- Natural Gas	Operating Pool	Workforce Development	104.75	2/16/2021
Nicor Gas	Utilities- Intersect Lighting	Development	Mill Creek Special Service Area	79.05	2/16/2021
One Hope United	Contractual/Consulting Services	Court Services	Probation Services	240	2/16/2021
One Hope United	Psychological/Psychiatric Srvs	Court Services	Probation Services	910	2/16/2021
Paddock Publications (Daily Herald)	Books and Subscriptions	Judiciary and Courts	General Fund	291.4	2/16/2021
Paddock Publications (Daily Herald)	Legal Printing	Transportation	County Highway	28.75	2/16/2021
Patricia Rasmussen	Contractual/Consulting Services	Judiciary and Courts	General Fund	137.4	2/16/2021
Patson Inc dba Transchicago Truck Group	Vehicle Parts/Supplies	Transportation	Motor Fuel Local Option	45.86	2/16/2021
Patson Inc dba Transchicago Truck Group	Vehicle Parts/Supplies	Transportation	Motor Fuel Local Option	601.21	2/16/2021
Patson Inc dba Transchicago Truck Group	Vehicle Parts/Supplies	Transportation	Motor Fuel Local Option	147.45	2/16/2021
Patson Inc dba Transchicago Truck Group	Vehicle Parts/Supplies	Transportation	Motor Fuel Local Option	112.9	2/16/2021
PDC Laboratories Inc	Repairs and Maint- Buildings	Transportation	County Highway	300	2/16/2021
Pearson Assessments (NCS Pearson Inc.)	Testing Materials	Court Services	General Fund	227.5	2/16/2021
Peloton Inc dba Frank's Employment	Contractual/Consulting Services	Health	County Health	1,379.88	2/16/2021
Peloton Inc dba Frank's Employment	Contractual/Consulting Services	Health	County Health	871.5	2/16/2021
Peloton Inc dba Frank's Employment	Contractual/Consulting Services	Health	County Health	1,573.68	2/16/2021
Peloton Inc dba Frank's Employment	Contractual/Consulting Services	Health	County Health	1,608.13	2/16/2021
Peloton Inc dba Frank's Employment	Contractual/Consulting Services	Health	County Health	1,452.50	2/16/2021
Peloton Inc dba Frank's Employment	Contractual/Consulting Services	Health	County Health	1,452.50	2/16/2021
Peloton Inc dba Frank's Employment	Contractual/Consulting Services	Health	County Health	1,298.95	2/16/2021
Peloton Inc dba Frank's Employment	Contractual/Consulting Services	Health	County Health	1,440.00	2/16/2021
Peoplelink LLC dba Teamsoft	Contractual/Consulting Services	Health	County Health	1,197.56	2/16/2021
Peoplelink LLC dba Teamsoft	Contractual/Consulting Services	Health	County Health	1,463.70	2/16/2021
Peoplelink LLC dba Teamsoft	Contractual/Consulting Services	Health	County Health	665.28	2/16/2021
Peoplelink LLC dba Teamsoft	Contractual/Consulting Services	Health	County Health	665.28	2/16/2021
Peoplelink LLC dba Teamsoft	Contractual/Consulting Services	Health	County Health	680.4	2/16/2021
Peoplelink LLC dba Teamsoft	Contractual/Consulting Services	Health	County Health	2,920.00	2/16/2021
Peoplelink LLC dba Teamsoft	Contractual/Consulting Services	Health	County Health	2,701.00	2/16/2021
Peralte-Clark LLC	Engineering Services	Transportation	Transportation Sales Tax	4,775.54	2/16/2021
PETER J BURGERT	Employee Mileage Expense	Merit Commission	General Fund	134.4	2/16/2021
Peterson Cleaning, Inc. (PCI Services, Inc.)	Janitorial Services	Transportation	County Highway	1,156.25	2/16/2021
Peterson Cleaning, Inc. (PCI Services, Inc.)	Janitorial Services	Health	County Health	222	2/16/2021
PetroChoice Holdings Inc	Vehicle Parts/Supplies	Transportation	Motor Fuel Local Option	528.78	2/16/2021
Petty Cash-Sheriff	Employee Training	Sheriff	General Fund	80	2/16/2021
Petty Cash-Sheriff	Employee Training	Sheriff	General Fund	80	2/16/2021
Petty Cash-Sheriff	Employee Training	Sheriff	General Fund	725	2/16/2021
Petty Cash-Sheriff	Public Health Commodities - Coronavirus	Sheriff	General Fund	89.82	2/16/2021
Phoenix Staffing & Management Systems	Contractual/Consulting Services	Information Technologies	General Fund	845	2/16/2021
Phoenix Staffing & Management Systems	Contractual/Consulting Services	Information Technologies	General Fund	780	2/16/2021
Phoenix Staffing & Management Systems	Public Health Services - Coronavirus	Information Technologies	General Fund	546	2/16/2021
Phoenix Staffing & Management Systems	Public Health Services - Coronavirus	Information Technologies	General Fund	546	2/16/2021
Phoenix Staffing & Management Systems	Contractual/Consulting Services	Other- Countywide Expenses	Public Safety Sales Tax	514.8	2/16/2021

**CLAIMS PAID REPORT FEBRUARY 2021 FOR COUNTY BOARD INFORMATION**

CLAIMANT/VENDOR	NATURE OF CLAIM	OFFICIAL/DEPARTMENT	FUND	AMOUNT PAID	DATE PAID
Phoenix Staffing & Management Systems	Contractual/Consulting Services	Other- Countywide Expenses	Public Safety Sales Tax	314.6	2/16/2021
Phoenix Staffing & Management Systems	Public Health Services - Coronavirus	Other- Countywide Expenses	Judicial Technology Sales Tax	526.5	2/16/2021
Phoenix Staffing & Management Systems	Public Health Services - Coronavirus	Other- Countywide Expenses	Judicial Technology Sales Tax	448.5	2/16/2021
Phoenix Staffing & Management Systems	Contractual/Consulting Services	Information Technologies	Web Technical Services	2,080.00	2/16/2021
Phoenix Staffing & Management Systems	Contractual/Consulting Services	Information Technologies	Web Technical Services	2,600.00	2/16/2021
Pitney Bowes Inc	Postage	Other- Countywide Expenses	General Fund	285.12	2/16/2021
Pitney Bowes Inc	Postage	Other- Countywide Expenses	General Fund	40,000.00	2/16/2021
Pitney Bowes Presort Services LLC	Postage	Other- Countywide Expenses	General Fund	485.75	2/16/2021
Pitney Bowes Presort Services LLC	Postage	Other- Countywide Expenses	General Fund	184.42	2/16/2021
Planet Depos, LLC	Election Services	County Clerk	General Fund	579.6	2/16/2021
Planet Depos, LLC	Election Services	County Clerk	General Fund	371	2/16/2021
Planet Depos, LLC	Contractual/Consulting Services	Development	General Fund	656	2/16/2021
Planet Depos, LLC	Contractual/Consulting Services	Development	General Fund	748	2/16/2021
Police Law Institute	Employee Training	Sheriff	General Fund	1,350.00	2/16/2021
Priority Products, Inc.	Repairs and Maint- Vehicles	Sheriff	General Fund	73.84	2/16/2021
Priority Products, Inc.	Equipment Parts/Supplies	Transportation	Motor Fuel Local Option	47.63	2/16/2021
Priority Products, Inc.	Equipment Parts/Supplies	Transportation	Motor Fuel Local Option	499.96	2/16/2021
Priority Products, Inc.	Equipment Parts/Supplies	Transportation	Motor Fuel Local Option	459.26	2/16/2021
Priority Products, Inc.	Equipment Parts/Supplies	Transportation	Motor Fuel Local Option	303.42	2/16/2021
Producers Chemical Company	Buildings and Grounds Supplies	Transportation	County Highway	43.1	2/16/2021
Quadient Leasing USA Inc	Repairs and Maint- Copiers	Supervisor of Assessments	General Fund	290	2/16/2021
R.C. Wegman Construction Company	Building Improvements	Other- Countywide Expenses	Capital Projects	3,761.00	2/16/2021
R.C. Wegman Construction Company	Building Improvements	Other- Countywide Expenses	Capital Projects	6,335.00	2/16/2021
R.C. Wegman Construction Company	Building Improvements	Other- Countywide Expenses	Capital Projects	1,438.00	2/16/2021
R.C. Wegman Construction Company	Building Construction	Other- Countywide Expenses	Capital Improvement Bond Const	767,313.00	2/16/2021
R.C. Wegman Construction Company	Building Construction	Other- Countywide Expenses	Capital Improvement Bond Const	1,077,210.00	2/16/2021
Ray O'Herron Co., Inc.	Uniform Supplies	Sheriff	General Fund	135.96	2/16/2021
Ray O'Herron Co., Inc.	Uniform Supplies	Sheriff	General Fund	68.63	2/16/2021
Ray O'Herron Co., Inc.	Uniform Supplies	Sheriff	General Fund	1,147.39	2/16/2021
Ray O'Herron Co., Inc.	Uniform Supplies	Sheriff	General Fund	178.47	2/16/2021
Ray O'Herron Co., Inc.	Weapons and Ammunition	Sheriff	General Fund	12,563.00	2/16/2021
Ray O'Herron Co., Inc.	Uniform Supplies	Sheriff	General Fund	48.99	2/16/2021
Ray O'Herron Co., Inc.	Uniform Supplies	Sheriff	General Fund	76.49	2/16/2021
Ray O'Herron Co., Inc.	Uniform Supplies	Sheriff	General Fund	240.05	2/16/2021
Ray O'Herron Co., Inc.	Uniform Supplies	Sheriff	General Fund	-99.98	2/16/2021
Rayco Marking Products	Office Supplies	Treasurer/Collector	General Fund	127	2/16/2021
Rayco Marking Products	Office Supplies	Court Services	General Fund	27.2	2/16/2021
Rayco Marking Products	Operating Supplies	Court Services	General Fund	22.7	2/16/2021
Rayco Marking Products	Office Supplies	Transportation	County Highway	27.2	2/16/2021
Rodney Adams	Employee Mileage Expense	WIOA 20	Workforce Development	32.71	2/16/2021
Rodney Adams	Employee Mileage Expense	WIOA 20	Workforce Development	39.97	2/16/2021
Ronald J Johnson	SS Transportation Assistance	TAA 19	Workforce Development	220.8	2/16/2021
Ronald J Johnson	SS Transportation Assistance	TAA 19	Workforce Development	434.25	2/16/2021
Runco Office Supply	Office Supplies	Recorder	General Fund	56.5	2/16/2021
Rush Truck Centers of Illinois, Inc.	Vehicle Parts/Supplies	Transportation	Motor Fuel Local Option	140	2/16/2021
Rush Truck Centers of Illinois, Inc.	Vehicle Parts/Supplies	Transportation	Motor Fuel Local Option	140	2/16/2021
Rush Truck Centers of Illinois, Inc.	Vehicle Parts/Supplies	Transportation	Motor Fuel Local Option	135.16	2/16/2021
Rush Truck Centers of Illinois, Inc.	Vehicle Parts/Supplies	Transportation	Motor Fuel Local Option	35.8	2/16/2021
Rush Truck Centers of Illinois, Inc.	Vehicle Parts/Supplies	Transportation	Motor Fuel Local Option	35.8	2/16/2021

**CLAIMS PAID REPORT FEBRUARY 2021 FOR COUNTY BOARD INFORMATION**

CLAIMANT/VENDOR	NATURE OF CLAIM	OFFICIAL/DEPARTMENT	FUND	AMOUNT PAID	DATE PAID
Rush Truck Centers of Illinois, Inc.	Vehicle Parts/Supplies	Transportation	Motor Fuel Local Option	359.36	2/16/2021
Rush Truck Centers of Illinois, Inc.	Vehicle Parts/Supplies	Transportation	Motor Fuel Local Option	110.38	2/16/2021
Rush Truck Centers of Illinois, Inc.	Vehicle Parts/Supplies	Transportation	Motor Fuel Local Option	120	2/16/2021
Rush Truck Centers of Illinois, Inc.	Vehicle Parts/Supplies	Transportation	Motor Fuel Local Option	471.06	2/16/2021
Rush Truck Centers of Illinois, Inc.	Vehicle Parts/Supplies	Transportation	Motor Fuel Local Option	11.74	2/16/2021
Rush Truck Centers of Illinois, Inc.	Vehicle Parts/Supplies	Transportation	Motor Fuel Local Option	314.56	2/16/2021
Sams Club Direct	Food	Court Services	General Fund	171.68	2/16/2021
Sarah Lahl	Employee Mileage Expense	Circuit Clerk	General Fund	8.96	2/16/2021
SBA Edge (New Continuum Data Centers)	Internet	Other- Countywide Expenses	General Fund	3,600.00	2/16/2021
Serenity House Counseling Services, Inc.	Halfway House	Court Services	Drug Court Special Resources	340	2/16/2021
Shaw Media	Legal Printing	Treasurer/Collector	General Fund	5,805.00	2/16/2021
Shaw Media	Legal Printing	County Clerk	General Fund	2,392.00	2/16/2021
SHI International Corp	Computer Related Supplies	Recorder	Recorder's Automation	72	2/16/2021
Sonja Arielle Pinette	Autopsies/Consulting	Coroner	General Fund	900	2/16/2021
Southern Computer Warehouse (SCW)	Repairs and Maint- Copiers	Sheriff	General Fund	419.95	2/16/2021
Southern Computer Warehouse (SCW)	Printers	Treasurer/Collector	Tax Sale Automation	430.29	2/16/2021
Southland Medical LLC	Public Health Commodities - Coronavirus	Coroner	General Fund	773.44	2/16/2021
Southland Medical LLC	Public Health Commodities - Coronavirus	Coroner	General Fund	541	2/16/2021
Southland Medical LLC	Public Health Commodities - Coronavirus	Coroner	General Fund	313.74	2/16/2021
Southland Medical LLC	Public Health Commodities - Coronavirus	Coroner	General Fund	315.78	2/16/2021
Spillane and Sons Ltd.	Miscellaneous Contractual Exp	Development	Community Dev Block Program	14,375.00	2/16/2021
Spillane and Sons Ltd.	Miscellaneous Contractual Exp	Development	Elgin CDBG	10,935.46	2/16/2021
Stantec Consulting Services Inc	Engineering Services	Transportation	Transportation Sales Tax	17,012.91	2/16/2021
State of Illinois Treasurer	Accrued Liabilities		County Clerk Domestic Violence	310	2/16/2021
Steiner Electric Co Inc	Repairs and Maint- Buildings	Building Management	General Fund	67.74	2/16/2021
Steiner Electric Co Inc	Repairs and Maint- Buildings	Building Management	General Fund	311.3	2/16/2021
Stericycle Inc	Miscellaneous Contractual Exp	Coroner	Coroner Administration	410.21	2/16/2021
Suburban Teamsters of Northern Illinois	Teamsters Contribution	Transportation	Motor Fuel Tax	54,600.00	2/16/2021
Suzanne M Markin	Office Supplies	WIOA 19	Workforce Development	0.6	2/16/2021
Suzanne M Markin	Office Supplies	WIOA 19	Workforce Development	9.2	2/16/2021
Suzanne M Markin	Office Supplies	WIOA 20	Workforce Development	10.19	2/16/2021
Sysco Food Services Chicago	Operating Supplies	Court Services	General Fund	45.95	2/16/2021
Sysco Food Services Chicago	Operating Supplies	Court Services	General Fund	409.77	2/16/2021
Sysco Food Services Chicago	Food	Court Services	General Fund	3,329.23	2/16/2021
Sysco Food Services Chicago	Food	Court Services	General Fund	2,754.00	2/16/2021
TargetSolutions Learning LLC	Contractual/Consulting Services	Kane Comm	Kane Comm	2,045.06	2/16/2021
Tecma Associates Inc	Engineering Services	Transportation	Transportation Sales Tax	1,151.86	2/16/2021
The Way Back Inn Inc	Halfway House	Court Services	Drug Court Special Resources	125	2/16/2021
Thomson Reuters GRC Inc. (West Government)	Books and Subscriptions	State's Attorney	General Fund	2,039.32	2/16/2021
Todd A. Zies	Employee Mileage Expense	Merit Commission	General Fund	72.8	2/16/2021
Toshiba Business Solutions, Inc.	Repairs and Maint- Copiers	County Auditor	General Fund	5.32	2/16/2021
Toshiba Business Solutions, Inc.	Repairs and Maint- Copiers	Treasurer/Collector	General Fund	3.84	2/16/2021
Toshiba Business Solutions, Inc.	Repairs and Maint- Copiers	County Clerk	General Fund	1.77	2/16/2021
Toshiba Business Solutions, Inc.	Repairs and Maint- Copiers	County Clerk	General Fund	8.67	2/16/2021
Toshiba Business Solutions, Inc.	Repairs and Maint- Copiers	Court Services	General Fund	32.04	2/16/2021
Toshiba Business Solutions, Inc.	Repairs and Maint- Copiers	Court Services	General Fund	20.08	2/16/2021
Toshiba Business Solutions, Inc.	Repairs and Maint- Copiers	Transportation	County Highway	4.07	2/16/2021
Toshiba Business Solutions, Inc.	Repairs and Maint- Copiers	Transportation	County Highway	25.62	2/16/2021
Toshiba Business Solutions, Inc.	Repairs and Maint- Office Equip	Health	County Health	9.53	2/16/2021

**CLAIMS PAID REPORT FEBRUARY 2021 FOR COUNTY BOARD INFORMATION**

CLAIMANT/VENDOR	NATURE OF CLAIM	OFFICIAL/DEPARTMENT	FUND	AMOUNT PAID	DATE PAID
Toshiba Business Solutions, Inc.	Repairs and Maint- Office Equip	Health	County Health	54.09	2/16/2021
Toshiba Business Solutions, Inc.	Repairs and Maint- Office Equip	Health	County Health	3.53	2/16/2021
Toshiba Business Solutions, Inc.	Repairs and Maint- Office Equip	Health	County Health	22.67	2/16/2021
Toshiba Business Solutions, Inc.	Repairs and Maint- Office Equip	Health	County Health	364.57	2/16/2021
Toshiba Business Solutions, Inc.	Computers	Other- Countywide Expenses	Capital Projects	5,081.00	2/16/2021
Trane US Inc dba Trane	Repairs and Maint- Buildings	Building Management	General Fund	119.64	2/16/2021
Translation Today Network Inc	Public Health Services - Coronavirus	Judiciary and Courts	General Fund	5,001.60	2/16/2021
Translation Today Network Inc	Public Health Services - Coronavirus	Judiciary and Courts	General Fund	6,898.56	2/16/2021
Translation Today Network Inc	Public Health Services - Coronavirus	Judiciary and Courts	General Fund	6,587.36	2/16/2021
Translation Today Network Inc	Public Health Services - Coronavirus	Judiciary and Courts	General Fund	7,533.76	2/16/2021
Tri City Land Management Co., LLC	Building Space Rental	Development	Mill Creek Special Service Area	1,057.12	2/16/2021
Tri-Com Central Dispatch/City of Geneva	Accrued Liabilities		Wireless 911	170,152.57	2/16/2021
Truck Country of Illinois	Vehicle Parts/Supplies	Transportation	Motor Fuel Local Option	48.03	2/16/2021
Truck Country of Illinois	Vehicle Parts/Supplies	Transportation	Motor Fuel Local Option	709.78	2/16/2021
TruckVault Inc	Repairs and Maint- Vehicles	Sheriff	General Fund	3,900.00	2/16/2021
TruckVault Inc	Repairs and Maint- Vehicles	Sheriff	General Fund	3,900.00	2/16/2021
Tyler Business Forms	Computer Related Supplies	Finance	General Fund	1,457.35	2/16/2021
Tyler Creek Watershed Coalition	General Association Dues	Environmental Management	Stormwater Management	100	2/16/2021
Tyler Technologies, Inc. (New World)	Software Licensing Cost	Other- Countywide Expenses	Public Safety Sales Tax	121,022.00	2/16/2021
Uchenna S. Onwuta	Employee Mileage Expense	Health	County Health	84.31	2/16/2021
United Radio Communications Inc	Repairs and Maint- Vehicles	Sheriff	General Fund	9.37	2/16/2021
University of Illinois Reference Laboratory	Lab Services	Health	County Health	90.4	2/16/2021
University of Illinois Reference Laboratory	Lab Services	Health	County Health	314	2/16/2021
Urban & Regional Info Systems (URISA)	General Association Dues	Development	General Fund	195	2/16/2021
Urban Elevator Service Inc	Repairs and Maint- Buildings	Transportation	County Highway	299.52	2/16/2021
US Bank	Debt Administration Cost	Debt Service	Recovery Zone Bond Debt Service	550	2/16/2021
US Department of Interior (USGS)	Contractual/Consulting Services	Development	Cost Share Drainage	14,109.75	2/16/2021
Valdes LLC	Operating Supplies	Sheriff	General Fund	1,440.00	2/16/2021
Valdes LLC	Operating Supplies	Sheriff	General Fund	1,440.00	2/16/2021
Valdes LLC	Operating Supplies	Sheriff	General Fund	1,440.00	2/16/2021
Valdes LLC	Operating Supplies	Sheriff	General Fund	1,440.00	2/16/2021
Valley Lock Company Inc	Operating Supplies	Sheriff	General Fund	6.45	2/16/2021
Valley Lock Company Inc	Operating Supplies	Health	County Health	52.27	2/16/2021
Verizon Wireless	Election Services	County Clerk	General Fund	646.08	2/16/2021
Verizon Wireless	Cellular Phone	Other- Countywide Expenses	General Fund	31,779.93	2/16/2021
Verizon Wireless	Cellular Phone	Other- Countywide Expenses	General Fund	33,968.05	2/16/2021
Verizon Wireless	Cellular Phone	Other- Countywide Expenses	General Fund	36,612.93	2/16/2021
Verve College (PCCTI)	DT ITA	WIOA 20	Workforce Development	3,000.00	2/16/2021
Verve College (PCCTI)	DT ITA	WIOA 20	Workforce Development	3,334.00	2/16/2021
Via Carlita LLC dba Hawk Ford of St. Charles	Repairs and Maint- Vehicles	Sheriff	General Fund	385	2/16/2021
Via Carlita LLC dba Hawk Ford of St. Charles	Vehicle Parts/Supplies	Transportation	Motor Fuel Local Option	37.62	2/16/2021
Voiance Language Services, LLC	Accrued Liabilities		911 Emergency Surcharge	193.5	2/16/2021
Wagner Investigative Polygraph Service	Contractual/Consulting Services	Sheriff	General Fund	300	2/16/2021
Wagner Investigative Polygraph Service	Operating Supplies	Sheriff	General Fund	400	2/16/2021
Walker and Associates, Inc.	Repairs and Maint- Comm Equip	Information Technologies	General Fund	997.5	2/16/2021
Warehouse Direct Office Products	Office Supplies	County Board	General Fund	5.16	2/16/2021
Warehouse Direct Office Products	Operating Supplies	Building Management	General Fund	22.99	2/16/2021
Warehouse Direct Office Products	Cleaning Supplies	Building Management	General Fund	856.56	2/16/2021
Warehouse Direct Office Products	Cleaning Supplies	Building Management	General Fund	216.45	2/16/2021

**CLAIMS PAID REPORT FEBRUARY 2021 FOR COUNTY BOARD INFORMATION**

CLAIMANT/VENDOR	NATURE OF CLAIM	OFFICIAL/DEPARTMENT	FUND	AMOUNT PAID	DATE PAID
Warehouse Direct Office Products	Cleaning Supplies	Building Management	General Fund	283.78	2/16/2021
Warehouse Direct Office Products	Office Supplies	Treasurer/Collector	General Fund	201.57	2/16/2021
Warehouse Direct Office Products	Public Health Commodities - Coronavirus	Treasurer/Collector	General Fund	50.88	2/16/2021
Warehouse Direct Office Products	Office Supplies	Supervisor of Assessments	General Fund	71.29	2/16/2021
Warehouse Direct Office Products	Office Supplies	Supervisor of Assessments	General Fund	83.01	2/16/2021
Warehouse Direct Office Products	Office Supplies	Supervisor of Assessments	General Fund	44.63	2/16/2021
Warehouse Direct Office Products	Office Supplies	County Clerk	General Fund	27	2/16/2021
Warehouse Direct Office Products	Office Supplies	Judiciary and Courts	General Fund	57.63	2/16/2021
Warehouse Direct Office Products	Office Supplies	Judiciary and Courts	General Fund	408.63	2/16/2021
Warehouse Direct Office Products	Office Supplies	Judiciary and Courts	General Fund	4.09	2/16/2021
Warehouse Direct Office Products	Office Supplies	Circuit Clerk	General Fund	138.48	2/16/2021
Warehouse Direct Office Products	Office Supplies	State's Attorney	General Fund	2,384.01	2/16/2021
Warehouse Direct Office Products	Office Supplies	Public Defender	General Fund	19.45	2/16/2021
Warehouse Direct Office Products	Operating Supplies	Sheriff	General Fund	276.74	2/16/2021
Warehouse Direct Office Products	Operating Supplies	Sheriff	General Fund	82.52	2/16/2021
Warehouse Direct Office Products	Operating Supplies	Sheriff	General Fund	133.74	2/16/2021
Warehouse Direct Office Products	Office Supplies	Sheriff	General Fund	32.72	2/16/2021
Warehouse Direct Office Products	Office Supplies	Development	General Fund	7.99	2/16/2021
Warehouse Direct Office Products	Office Supplies	State's Attorney	Insurance Liability	52.25	2/16/2021
Warehouse Direct Office Products	Office Supplies	Coroner	Coroner Administration	121.92	2/16/2021
Warehouse Direct Office Products	Operating Supplies	Health	County Health	89.97	2/16/2021
Warehouse Direct Office Products	Operating Supplies	Health	County Health	64	2/16/2021
Warehouse Direct Office Products	Operating Supplies	Health	County Health	397.46	2/16/2021
Warehouse Direct Office Products	Operating Supplies	Health	County Health	59.1	2/16/2021
Waste Management of Illinois - West	Disposal and Water Softener Srvs	Building Management	General Fund	65.37	2/16/2021
Waste Management of Illinois - West	Disposal and Water Softener Srvs	Building Management	General Fund	287.55	2/16/2021
Waste Management of Illinois - West	Disposal and Water Softener Srvs	Building Management	General Fund	319.5	2/16/2021
Waste Management of Illinois - West	Disposal and Water Softener Srvs	Building Management	General Fund	266.25	2/16/2021
Waste Management of Illinois - West	Disposal and Water Softener Srvs	Building Management	General Fund	494.24	2/16/2021
Waste Management of Illinois - West	Disposal and Water Softener Srvs	Building Management	General Fund	99.88	2/16/2021
Waste Management of Illinois - West	Disposal and Water Softener Srvs	Building Management	General Fund	106.18	2/16/2021
Waste Management of Illinois - West	Disposal and Water Softener Srvs	Building Management	General Fund	58.25	2/16/2021
Waste Management of Illinois - West	Disposal and Water Softener Srvs	Sheriff	General Fund	569.54	2/16/2021
Waste Management of Illinois - West	Disposal and Water Softener Srvs	Sheriff	General Fund	95.85	2/16/2021
Waste Management of Illinois - West	Equipment Rental	Sheriff	General Fund	262.07	2/16/2021
Waste Management of Illinois - West	Repairs and Maint- Buildings	Court Services	General Fund	95.85	2/16/2021
Waste Management of Illinois - West	Disposal and Water Softener Srvs	Transportation	County Highway	346.18	2/16/2021
WBK Engineering, LLC	Engineering Services	Transportation	Transportation Sales Tax	8,440.07	2/16/2021
WCP Financials LLC	Utilities- Electric	Animal Control	Animal Control	106.98	2/16/2021
Weldstar Company	Repairs and Maint- Vehicles	Sheriff	General Fund	17.98	2/16/2021
Wellntel Inc	Special Studies	Development	Cost Share Drainage	475	2/16/2021
West Chicago Professional Center, Inc.	DT ITA	WIOA 19	Workforce Development	125	2/16/2021
West Chicago Professional Center, Inc.	DT ITA	WIOA 20	Workforce Development	9,950.00	2/16/2021
West Side Tractor Sales Co.	Equipment Parts/Supplies	Transportation	Motor Fuel Local Option	393.91	2/16/2021
West Side Tractor Sales Co.	Equipment Parts/Supplies	Transportation	Motor Fuel Local Option	413.91	2/16/2021
West Valley Graphics & Print Inc	Repairs and Maintenance- Roads	Transportation	Motor Fuel Local Option	75	2/16/2021
Western Psychological Svcs	Testing Materials	Court Services	General Fund	369.6	2/16/2021
Wex Fleet Universal (Wright Express FSC)	Fuel- Vehicles	State's Attorney	General Fund	368.17	2/16/2021
Wex Fleet Universal (Wright Express FSC)	Fuel- Vehicles	State's Attorney	Child Advocacy Center	83.62	2/16/2021

**CLAIMS PAID REPORT FEBRUARY 2021 FOR COUNTY BOARD INFORMATION**

CLAIMANT/VENDOR	NATURE OF CLAIM	OFFICIAL/DEPARTMENT	FUND	AMOUNT PAID	DATE PAID
Wex Fleet Universal (Wright Express FSC)	Fuel- Vehicles	Animal Control	Animal Control	387.74	2/16/2021
Wholesale Direct Inc	Vehicle Parts/Supplies	Transportation	Motor Fuel Local Option	50.11	2/16/2021
Wolters Kluwer Health	Books and Subscriptions	Health	County Health	175	2/16/2021
Zahida Fakroddin	Employee Mileage Expense	County Clerk	General Fund	63.84	2/16/2021
	Trials and Costs of Hearing	Public Defender	General Fund	40	2/16/2021
Alex Claney Photography, Inc.	External Grants	Other- Countywide Expenses	Coronavirus Relief Fund	15,300.00	2/19/2021
Alex Claney Photography, Inc.	External Grants	Other- Countywide Expenses	Coronavirus Relief Fund	1,400.40	2/19/2021
Batavia Chamber of Commerce	External Grants	Other- Countywide Expenses	Coronavirus Relief Fund	6,978.50	2/19/2021
BGP Group, Inc. dba Oak St. Restaurant and Bar	External Grants	Other- Countywide Expenses	Coronavirus Relief Fund	6,600.00	2/19/2021
Bumblebee Play LLC	External Grants	Other- Countywide Expenses	Coronavirus Relief Fund	3,771.34	2/19/2021
Bumblebee Play LLC	External Grants	Other- Countywide Expenses	Coronavirus Relief Fund	14,876.99	2/19/2021
Chazerly Designs, Inc.	External Grants	Other- Countywide Expenses	Coronavirus Relief Fund	2,900.00	2/19/2021
Circa Vintage Gallery	External Grants	Other- Countywide Expenses	Coronavirus Relief Fund	336.8	2/19/2021
Clare M. Ollayos, D.C.	External Grants	Other- Countywide Expenses	Coronavirus Relief Fund	972.12	2/19/2021
Crazy Fox, LLC	External Grants	Other- Countywide Expenses	Coronavirus Relief Fund	17,445.72	2/19/2021
Dawn's Cafe, Ltd. dba Dawn's Beach Hut	External Grants	Other- Countywide Expenses	Coronavirus Relief Fund	5,160.30	2/19/2021
Dawn's Cafe, Ltd. dba Dawn's Beach Hut	External Grants	Other- Countywide Expenses	Coronavirus Relief Fund	1,133.33	2/19/2021
El Berisco Group LLC dba Craft Urban	External Grants	Other- Countywide Expenses	Coronavirus Relief Fund	10,082.69	2/19/2021
El Berisco Group LLC dba Craft Urban	External Grants	Other- Countywide Expenses	Coronavirus Relief Fund	5,124.21	2/19/2021
Elburn Chiropractic and Acupuncture	External Grants	Other- Countywide Expenses	Coronavirus Relief Fund	2,843.28	2/19/2021
Elburn Chiropractic and Acupuncture	External Grants	Other- Countywide Expenses	Coronavirus Relief Fund	1,020.15	2/19/2021
Green Solutions, Inc.	External Grants	Other- Countywide Expenses	Coronavirus Relief Fund	1,800.00	2/19/2021
Gun Barrel Coffee Inc	External Grants	Other- Countywide Expenses	Coronavirus Relief Fund	900	2/19/2021
Gun Barrel Coffee Inc	External Grants	Other- Countywide Expenses	Coronavirus Relief Fund	42.16	2/19/2021
HC DMD, Inc.	External Grants	Other- Countywide Expenses	Coronavirus Relief Fund	1,490.00	2/19/2021
Hills Country Store Inc.	External Grants	Other- Countywide Expenses	Coronavirus Relief Fund	174.12	2/19/2021
Hills Country Store Inc.	External Grants	Other- Countywide Expenses	Coronavirus Relief Fund	648.35	2/19/2021
Jake's Bagels and Deli, Inc.	External Grants	Other- Countywide Expenses	Coronavirus Relief Fund	4,772.30	2/19/2021
Jake's Bagels and Deli, Inc.	External Grants	Other- Countywide Expenses	Coronavirus Relief Fund	1,568.00	2/19/2021
JD Custom Carpentry	External Grants	Other- Countywide Expenses	Coronavirus Relief Fund	1,250.78	2/19/2021
Just For Paws Pet Salon LLC	External Grants	Other- Countywide Expenses	Coronavirus Relief Fund	13,557.10	2/19/2021
Knightsbridge Global Ltd	External Grants	Other- Countywide Expenses	Coronavirus Relief Fund	14,380.10	2/19/2021
L A Manson Corporation dba St. Charles Bowl	External Grants	Other- Countywide Expenses	Coronavirus Relief Fund	10,084.32	2/19/2021
Law Offices of Benedict Schwarz, II, P.C.	External Grants	Other- Countywide Expenses	Coronavirus Relief Fund	1,583.35	2/19/2021
Law Offices of Benedict Schwarz, II, P.C.	External Grants	Other- Countywide Expenses	Coronavirus Relief Fund	3,868.83	2/19/2021
Moxie Skin Care LLC	External Grants	Other- Countywide Expenses	Coronavirus Relief Fund	597.39	2/19/2021
Peak STC LLC	External Grants	Other- Countywide Expenses	Coronavirus Relief Fund	12,459.21	2/19/2021
Peak STC LLC	External Grants	Other- Countywide Expenses	Coronavirus Relief Fund	4,149.49	2/19/2021
R/J Recording and Sound	External Grants	Other- Countywide Expenses	Coronavirus Relief Fund	1,689.73	2/19/2021
R/J Recording and Sound	External Grants	Other- Countywide Expenses	Coronavirus Relief Fund	1,727.58	2/19/2021
Railside Citrus Insurance Agency, Inc	External Grants	Other- Countywide Expenses	Coronavirus Relief Fund	1,755.64	2/19/2021
Railside Citrus Insurance Agency, Inc	External Grants	Other- Countywide Expenses	Coronavirus Relief Fund	896.15	2/19/2021
S. Myers dba Reef Plus	External Grants	Other- Countywide Expenses	Coronavirus Relief Fund	1,787.95	2/19/2021
Sandra Lynn Inc. dba Merle Norman Cosmetics	External Grants	Other- Countywide Expenses	Coronavirus Relief Fund	125.79	2/19/2021
Sandra Lynn Inc. dba Merle Norman Cosmetics	External Grants	Other- Countywide Expenses	Coronavirus Relief Fund	1,514.37	2/19/2021
The Wild Rose Florist Inc.	External Grants	Other- Countywide Expenses	Coronavirus Relief Fund	860	2/19/2021
The Wild Rose Florist Inc.	External Grants	Other- Countywide Expenses	Coronavirus Relief Fund	979.29	2/19/2021
Valley Lock Company, Inc.	External Grants	Other- Countywide Expenses	Coronavirus Relief Fund	208.69	2/19/2021
Valley Lock Company, Inc.	External Grants	Other- Countywide Expenses	Coronavirus Relief Fund	1,578.74	2/19/2021

**CLAIMS PAID REPORT FEBRUARY 2021 FOR COUNTY BOARD INFORMATION**

CLAIMANT/VENDOR	NATURE OF CLAIM	OFFICIAL/DEPARTMENT	FUND	AMOUNT PAID	DATE PAID
Angelica S Emeric	Accrued Liabilities		Special Trust	10,219.40	2/22/2021
Old Second National Bank	Accrued Liabilities		Special Trust	8,280.60	2/22/2021
Aurora Township	External Grants	Other- Countywide Expenses	Coronavirus Relief Fund	19,476.37	2/23/2021
Aurora Township	External Grants	Other- Countywide Expenses	Coronavirus Relief Fund	3,274.68	2/23/2021
Batavia Public Library	External Grants	Other- Countywide Expenses	Coronavirus Relief Fund	16,830.56	2/23/2021
Batavia Public Library	External Grants	Other- Countywide Expenses	Coronavirus Relief Fund	6,576.66	2/23/2021
Dundee Township	External Grants	Other- Countywide Expenses	Coronavirus Relief Fund	19,185.20	2/23/2021
Dundee Township	External Grants	Other- Countywide Expenses	Coronavirus Relief Fund	18,355.35	2/23/2021
Fox River & Countryside Fire Rescue District	External Grants	Other- Countywide Expenses	Coronavirus Relief Fund	788.97	2/23/2021
Fox River Valley Public Library District	External Grants	Other- Countywide Expenses	Coronavirus Relief Fund	17,752.62	2/23/2021
Fox River Valley Public Library District	External Grants	Other- Countywide Expenses	Coronavirus Relief Fund	3,050.59	2/23/2021
Fox Valley Park District	External Grants	Other- Countywide Expenses	Coronavirus Relief Fund	140,611.01	2/23/2021
Fox Valley Park District	External Grants	Other- Countywide Expenses	Coronavirus Relief Fund	62,691.92	2/23/2021
Gail Borden Public Library District	External Grants	Other- Countywide Expenses	Coronavirus Relief Fund	4,259.05	2/23/2021
Hampshire Fire Protection District	External Grants	Other- Countywide Expenses	Coronavirus Relief Fund	251,230.60	2/23/2021
Maple Park & Countryside FPD	External Grants	Other- Countywide Expenses	Coronavirus Relief Fund	867.36	2/23/2021
St. Charles Public Library District	External Grants	Other- Countywide Expenses	Coronavirus Relief Fund	1,518.13	2/23/2021
Sugar Grove Park District	External Grants	Other- Countywide Expenses	Coronavirus Relief Fund	6,954.54	2/23/2021
Town & Country Public Library	External Grants	Other- Countywide Expenses	Coronavirus Relief Fund	212.28	2/23/2021
Town & Country Public Library	External Grants	Other- Countywide Expenses	Coronavirus Relief Fund	966.85	2/23/2021
Village of Gilberts	External Grants	Other- Countywide Expenses	Coronavirus Relief Fund	10,383.12	2/23/2021
Alexanders Cafe 64, Inc DBA: Alexanders Cafe	External Grants	Other- Countywide Expenses	Coronavirus Relief Fund	25,000.00	2/25/2021
Alexanders Restaurant Inc.	External Grants	Other- Countywide Expenses	Coronavirus Relief Fund	25,000.00	2/25/2021
ALL AMERICAN TAX	External Grants	Other- Countywide Expenses	Coronavirus Relief Fund	23,860.00	2/25/2021
ALL AMERICAN TAX	External Grants	Other- Countywide Expenses	Coronavirus Relief Fund	1,140.00	2/25/2021
American Man Barbershop	External Grants	Other- Countywide Expenses	Coronavirus Relief Fund	25,000.00	2/25/2021
Applied Computer Technology, Inc.	External Grants	Other- Countywide Expenses	Coronavirus Relief Fund	25,000.00	2/25/2021
Archangels Biorecovery Inc.	External Grants	Other- Countywide Expenses	Coronavirus Relief Fund	23,896.31	2/25/2021
Archangels Biorecovery Inc.	External Grants	Other- Countywide Expenses	Coronavirus Relief Fund	1,103.69	2/25/2021
Art History Brewing Inc.	External Grants	Other- Countywide Expenses	Coronavirus Relief Fund	25,000.00	2/25/2021
A-Tech Computer Service, Inc.	External Grants	Other- Countywide Expenses	Coronavirus Relief Fund	7,146.41	2/25/2021
A-Tech Computer Service, Inc.	External Grants	Other- Countywide Expenses	Coronavirus Relief Fund	2,920.73	2/25/2021
Barbara Jean Fitness UFC Gym North Aurora	External Grants	Other- Countywide Expenses	Coronavirus Relief Fund	25,000.00	2/25/2021
Batavia Diner 2	External Grants	Other- Countywide Expenses	Coronavirus Relief Fund	13,451.94	2/25/2021
Batavia Diner 2	External Grants	Other- Countywide Expenses	Coronavirus Relief Fund	100	2/25/2021
BK & MM Ventures DBA: Rookies 1 Sports Bar & Grill	External Grants	Other- Countywide Expenses	Coronavirus Relief Fund	25,000.00	2/25/2021
Black Cactus Print House, LLC	External Grants	Other- Countywide Expenses	Coronavirus Relief Fund	12,500.00	2/25/2021
Bollero Enterprises DBA: Learning Conn. Preschool	External Grants	Other- Countywide Expenses	Coronavirus Relief Fund	25,000.00	2/25/2021
Chris Swift	External Grants	Other- Countywide Expenses	Coronavirus Relief Fund	3,017.90	2/25/2021
Circa Vintage Gallery	External Grants	Other- Countywide Expenses	Coronavirus Relief Fund	1,342.22	2/25/2021
Circa Vintage Gallery	External Grants	Other- Countywide Expenses	Coronavirus Relief Fund	75.49	2/25/2021
Clare M. Ollayos, D.C.	External Grants	Other- Countywide Expenses	Coronavirus Relief Fund	176.3	2/25/2021
CRISTINA S. BROTEA, M.D., S.C.	External Grants	Other- Countywide Expenses	Coronavirus Relief Fund	18,151.77	2/25/2021
CRISTINA S. BROTEA, M.D., S.C.	External Grants	Other- Countywide Expenses	Coronavirus Relief Fund	2,160.00	2/25/2021
David Rosenberg Corp	External Grants	Other- Countywide Expenses	Coronavirus Relief Fund	16,933.05	2/25/2021
David Rosenberg Corp	External Grants	Other- Countywide Expenses	Coronavirus Relief Fund	1,285.00	2/25/2021
Elgin Medi-Transport, Inc.	External Grants	Other- Countywide Expenses	Coronavirus Relief Fund	22,505.35	2/25/2021
Elgin Medi-Transport, Inc.	External Grants	Other- Countywide Expenses	Coronavirus Relief Fund	2,494.65	2/25/2021
ELGIN SANDWICH SHOP INC	External Grants	Other- Countywide Expenses	Coronavirus Relief Fund	25,000.00	2/25/2021

**CLAIMS PAID REPORT FEBRUARY 2021 FOR COUNTY BOARD INFORMATION**

CLAIMANT/VENDOR	NATURE OF CLAIM	OFFICIAL/DEPARTMENT	FUND	AMOUNT PAID	DATE PAID
Evolution River Street, Inc. DBA: Bar Evolution	External Grants	Other- Countywide Expenses	Coronavirus Relief Fund	6,694.75	2/25/2021
Fatboy Restaurant Group LLC	External Grants	Other- Countywide Expenses	Coronavirus Relief Fund	12,344.12	2/25/2021
Fatboy Restaurant Group LLC	External Grants	Other- Countywide Expenses	Coronavirus Relief Fund	5,500.00	2/25/2021
Focas Inc.	External Grants	Other- Countywide Expenses	Coronavirus Relief Fund	25,000.00	2/25/2021
Fox River Spa LLC	External Grants	Other- Countywide Expenses	Coronavirus Relief Fund	19,730.09	2/25/2021
Fox River Spa LLC	External Grants	Other- Countywide Expenses	Coronavirus Relief Fund	5,269.91	2/25/2021
Fun Republic, Inc	External Grants	Other- Countywide Expenses	Coronavirus Relief Fund	18,703.19	2/25/2021
Geneva Archive LLC DBA: Proud Fox Gallery	External Grants	Other- Countywide Expenses	Coronavirus Relief Fund	25,000.00	2/25/2021
Healthy Futures Chiro Ltd DBA: Advanced Relief Chi	External Grants	Other- Countywide Expenses	Coronavirus Relief Fund	20,354.46	2/25/2021
Healthy Futures Chiro Ltd DBA: Advanced Relief Chi	External Grants	Other- Countywide Expenses	Coronavirus Relief Fund	3,957.99	2/25/2021
Hercules Gallery of Hair	External Grants	Other- Countywide Expenses	Coronavirus Relief Fund	6,725.97	2/25/2021
Hercules Gallery of Hair	External Grants	Other- Countywide Expenses	Coronavirus Relief Fund	938.17	2/25/2021
HOLM STUDIO PERSONAL TRAINING, INC	External Grants	Other- Countywide Expenses	Coronavirus Relief Fund	22,640.84	2/25/2021
HOLM STUDIO PERSONAL TRAINING, INC	External Grants	Other- Countywide Expenses	Coronavirus Relief Fund	1,763.60	2/25/2021
Hospitality Plus of Elgin	External Grants	Other- Countywide Expenses	Coronavirus Relief Fund	25,000.00	2/25/2021
I Am Amazing Inc.	External Grants	Other- Countywide Expenses	Coronavirus Relief Fund	3,544.31	2/25/2021
I Am Amazing Inc.	External Grants	Other- Countywide Expenses	Coronavirus Relief Fund	332.67	2/25/2021
In Towne Self-Storage, LLC	External Grants	Other- Countywide Expenses	Coronavirus Relief Fund	11,310.90	2/25/2021
In Towne Self-Storage, LLC	External Grants	Other- Countywide Expenses	Coronavirus Relief Fund	896.75	2/25/2021
J DeCarlo Salon and Spa	External Grants	Other- Countywide Expenses	Coronavirus Relief Fund	14,898.94	2/25/2021
J DeCarlo Salon and Spa	External Grants	Other- Countywide Expenses	Coronavirus Relief Fund	4,657.81	2/25/2021
J. Foster Ent., Inc. DBA: Wilson Travel & Cruise	External Grants	Other- Countywide Expenses	Coronavirus Relief Fund	13,208.38	2/25/2021
J. Foster Ent., Inc. DBA: Wilson Travel & Cruise	External Grants	Other- Countywide Expenses	Coronavirus Relief Fund	808.7	2/25/2021
Jeevanpran Bapashree LLC	External Grants	Other- Countywide Expenses	Coronavirus Relief Fund	25,000.00	2/25/2021
Jefferey Bornemann Farms	External Grants	Other- Countywide Expenses	Coronavirus Relief Fund	19,380.78	2/25/2021
Jefferey Bornemann Farms	External Grants	Other- Countywide Expenses	Coronavirus Relief Fund	2,153.42	2/25/2021
Jose L Hernandez DBA: Bright Cleaners	External Grants	Other- Countywide Expenses	Coronavirus Relief Fund	25,000.00	2/25/2021
KMK Ventures Inc DBA: Rookies 2 Sports Bar & Grill	External Grants	Other- Countywide Expenses	Coronavirus Relief Fund	16,072.19	2/25/2021
KMK Ventures Inc DBA: Rookies 2 Sports Bar & Grill	External Grants	Other- Countywide Expenses	Coronavirus Relief Fund	8,927.81	2/25/2021
Ladi Art LLC DBA: LA Tan South Elgin	External Grants	Other- Countywide Expenses	Coronavirus Relief Fund	25,000.00	2/25/2021
Le Belle Donne Inc DBA: Le Belle Donne Salon & Day	External Grants	Other- Countywide Expenses	Coronavirus Relief Fund	13,828.16	2/25/2021
Le Belle Donne Inc DBA: Le Belle Donne Salon & Day	External Grants	Other- Countywide Expenses	Coronavirus Relief Fund	3,760.76	2/25/2021
Little Blessings Home Daycare	External Grants	Other- Countywide Expenses	Coronavirus Relief Fund	4,022.46	2/25/2021
Mark Adams Enterprises Inc.	External Grants	Other- Countywide Expenses	Coronavirus Relief Fund	17,280.00	2/25/2021
Mark Adams Enterprises Inc.	External Grants	Other- Countywide Expenses	Coronavirus Relief Fund	2,780.00	2/25/2021
Martin Design Partnership, Ltd.	External Grants	Other- Countywide Expenses	Coronavirus Relief Fund	5,565.59	2/25/2021
Martin Design Partnership, Ltd.	External Grants	Other- Countywide Expenses	Coronavirus Relief Fund	345.81	2/25/2021
MCA GENEVA INC	External Grants	Other- Countywide Expenses	Coronavirus Relief Fund	20,000.00	2/25/2021
MH Strength and Endurance, LLC	External Grants	Other- Countywide Expenses	Coronavirus Relief Fund	10,476.66	2/25/2021
MH Strength and Endurance, LLC	External Grants	Other- Countywide Expenses	Coronavirus Relief Fund	2,281.42	2/25/2021
Motyl Corp	External Grants	Other- Countywide Expenses	Coronavirus Relief Fund	1,205.64	2/25/2021
Oak and Swine	External Grants	Other- Countywide Expenses	Coronavirus Relief Fund	243.24	2/25/2021
Obscurity Mead Company	External Grants	Other- Countywide Expenses	Coronavirus Relief Fund	25,000.00	2/25/2021
Peak STC LLC DBA: Peak Fitness Studio & Retail	External Grants	Other- Countywide Expenses	Coronavirus Relief Fund	12,494.82	2/25/2021
Pratha Entertainment Inc. DBA: Martini Room	External Grants	Other- Countywide Expenses	Coronavirus Relief Fund	18,181.21	2/25/2021
Pratha Entertainment Inc. DBA: Martini Room	External Grants	Other- Countywide Expenses	Coronavirus Relief Fund	2,603.32	2/25/2021
Riverlands Brewing Company, LLC	External Grants	Other- Countywide Expenses	Coronavirus Relief Fund	25,000.00	2/25/2021
SUDC, Inc. DBA: Sole Unique Dance Complex	External Grants	Other- Countywide Expenses	Coronavirus Relief Fund	25,000.00	2/25/2021
TBT Entertainment	External Grants	Other- Countywide Expenses	Coronavirus Relief Fund	1,008.00	2/25/2021

**CLAIMS PAID REPORT FEBRUARY 2021 FOR COUNTY BOARD INFORMATION**

CLAIMANT/VENDOR	NATURE OF CLAIM	OFFICIAL/DEPARTMENT	FUND	AMOUNT PAID	DATE PAID
TBT Entertainment	External Grants	Other- Countywide Expenses	Coronavirus Relief Fund	112	2/25/2021
Titan Tiny Homes, LLC	External Grants	Other- Countywide Expenses	Coronavirus Relief Fund	25,000.00	2/25/2021
TONY & FRIENDS ART STUDIO	External Grants	Other- Countywide Expenses	Coronavirus Relief Fund	11,200.51	2/25/2021
TONY & FRIENDS ART STUDIO	External Grants	Other- Countywide Expenses	Coronavirus Relief Fund	1,260.75	2/25/2021
Torgan Fitness, Inc. DBA: Flatlander Fitness	External Grants	Other- Countywide Expenses	Coronavirus Relief Fund	25,000.00	2/25/2021
Town House Books, Ltd.	External Grants	Other- Countywide Expenses	Coronavirus Relief Fund	15,610.58	2/25/2021
Town House Books, Ltd.	External Grants	Other- Countywide Expenses	Coronavirus Relief Fund	6,557.88	2/25/2021
TREDUPS INC	External Grants	Other- Countywide Expenses	Coronavirus Relief Fund	10,281.07	2/25/2021
TREDUPS INC	External Grants	Other- Countywide Expenses	Coronavirus Relief Fund	1,748.43	2/25/2021
Trendy Nails and Spa LLC	External Grants	Other- Countywide Expenses	Coronavirus Relief Fund	17,500.00	2/25/2021
Trendy Nails and Spa LLC	External Grants	Other- Countywide Expenses	Coronavirus Relief Fund	2,500.00	2/25/2021
Triple K&B Sports Bar DBA: Rookies 3 Sports Bar	External Grants	Other- Countywide Expenses	Coronavirus Relief Fund	25,000.00	2/25/2021
Windy City Amusements Inc.	External Grants	Other- Countywide Expenses	Coronavirus Relief Fund	11,341.32	2/25/2021
Wolff Strength Corp. DBA: MEDFITNESS	External Grants	Other- Countywide Expenses	Coronavirus Relief Fund	18,377.60	2/25/2021
Wolff Strength Corp. DBA: MEDFITNESS	External Grants	Other- Countywide Expenses	Coronavirus Relief Fund	2,782.84	2/25/2021
YUKTA INC DBA: HOLIDAY INN EXPRESS & SUITES	External Grants	Other- Countywide Expenses	Coronavirus Relief Fund	25,000.00	2/25/2021
<b>Total</b>				<b>\$ 16,700,138.53</b>	<b>2025</b>