

Summary of Program Information

Summary	
Funding Remaining	
Total ARPA Award	\$ 103,413,041
Total Allocated	100,034,732
Remaining Unallocated	3,378,309
Remaining Revenue Replacement as of 3/31/24	7,151,095
Remaining Funding to Allocate to Projects	\$ 10,529,404
Resolution Pipeline	
Total Allocated	\$ 100,034,732
Allocated and Resolved	100,034,732
Remaining Allocated to be Resolved	\$ -

Breakdown by Project Totals			
Project Type	Count of Projects	Allocated	Resolved
External Grants	15	\$ 16,337,140	\$ 16,337,140
Government Activities	37	\$ 64,375,285	\$ 64,375,285
Professional Services	7	\$ 19,322,307	\$ 19,322,307
Total	59	\$ 100,034,732	\$ 100,034,732

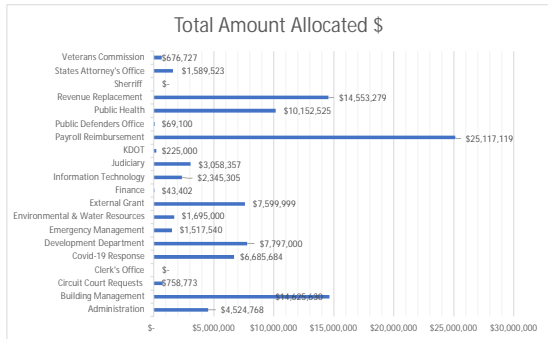
Breakdown by Expenditure Category Totals			
Expenditure Category	Count of Projects	Allocated	Resolved
EC1: Public Health	23	\$ 22,007,839	\$ 22,007,839
EC2: Negative Economic Impacts	11	\$ 13,776,266	\$ 13,776,266
EC3: Public Sector Capacity	15	\$ 42,689,177	\$ 42,689,177
EC4: Premium Pay	-	\$ -	\$ -
EC5: Infrastructure	4	\$ 2,440,000	\$ 2,440,000
EC6: Revenue Replacement	1	\$ 14,553,279	\$ 14,553,279
EC7: Administrative	5	\$ 4,568,171	\$ 4,568,171

EC8: Natural Disasters	-	\$ -	\$ -
Assessment in Progress	-	\$ -	\$ -
Totals	59	\$ 100,034,732	\$ 100,034,732

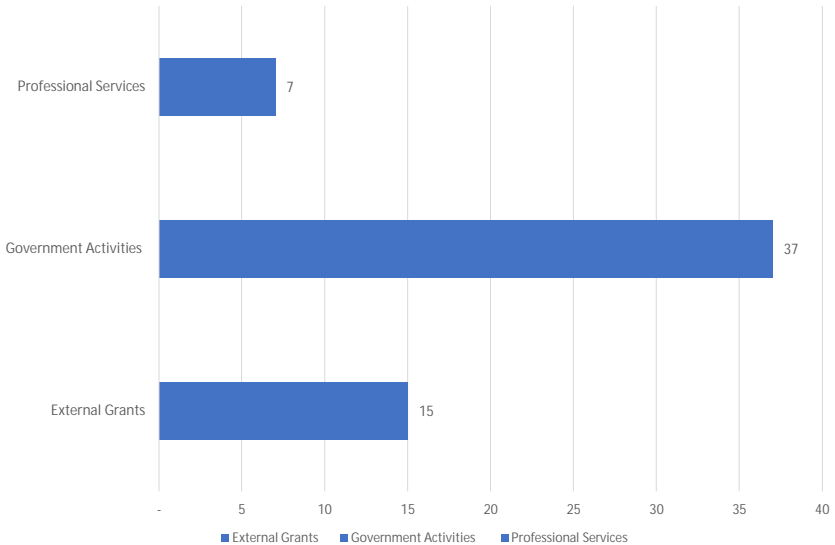
Definitions	
Allocated	The County has a plan for the funding, it could be in the assessment stage, resolved, or formally obligated.
Resolved	The County has passed a resolution authorizing the project and use of funds.
Obligated	The County has passed a resolution authorizing the project and use of funds, and the project has been reported to the Treasury in the Quarterly Reporting cycle
External Grant	The project is operated by an entity that is not part of the government, or involves payments to external entities.
Government Activities	The project is operated by a government entity.
Professional Services	A project to hire consultants to perform a task on behalf of the County. (Contact Tracing, Administration, Research, etc.)

Department	Total Amount Allocated \$
Administration	\$ 4,524,768
Building Management	\$ 14,625,630
Circuit Court Requests	\$ 758,773
Clerk's Office	\$ -
Covid-19 Response	\$ 6,685,684
Development Department	\$ 7,797,000
Emergency Management	\$ 1,517,540
Environmental & Water Resources	\$ 1,695,000
External Grant	\$ 7,599,999
Finance	\$ 43,402
Information Technology	\$ 2,345,305
Judiciary	\$ 3,058,357
KDOT	\$ 225,000
Payroll Reimbursement	\$ 25,117,119
Public Defenders Office	\$ 69,100
Public Health	\$ 10,152,525
Revenue Replacement	\$ 14,553,279
Sherriff	\$ -
States Attorney's Office	\$ 1,589,523
Veterans Commission	\$ 676,727

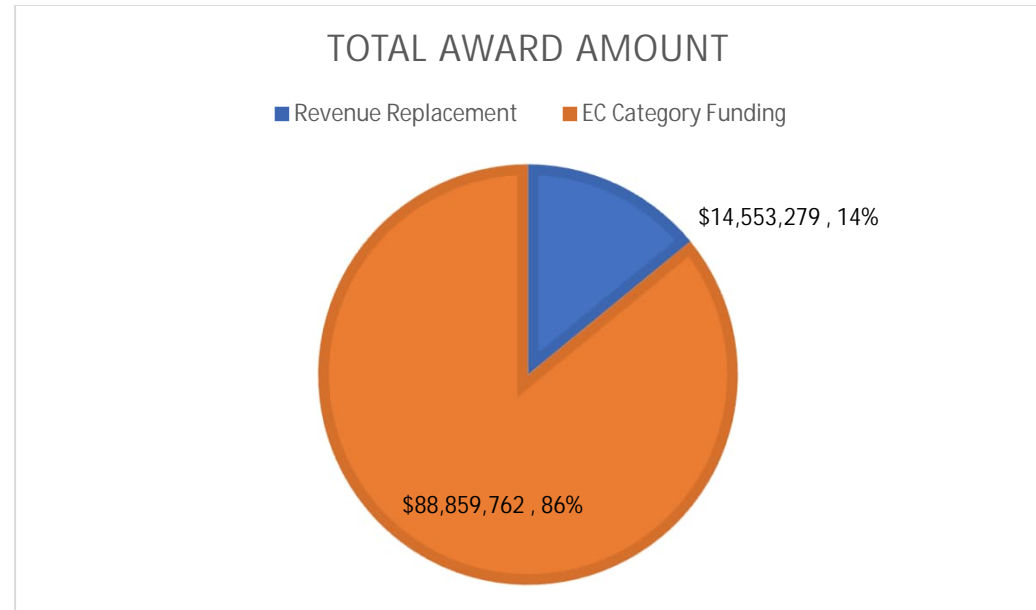
Total Allocated	\$ 103,034,732
------------------------	-----------------------



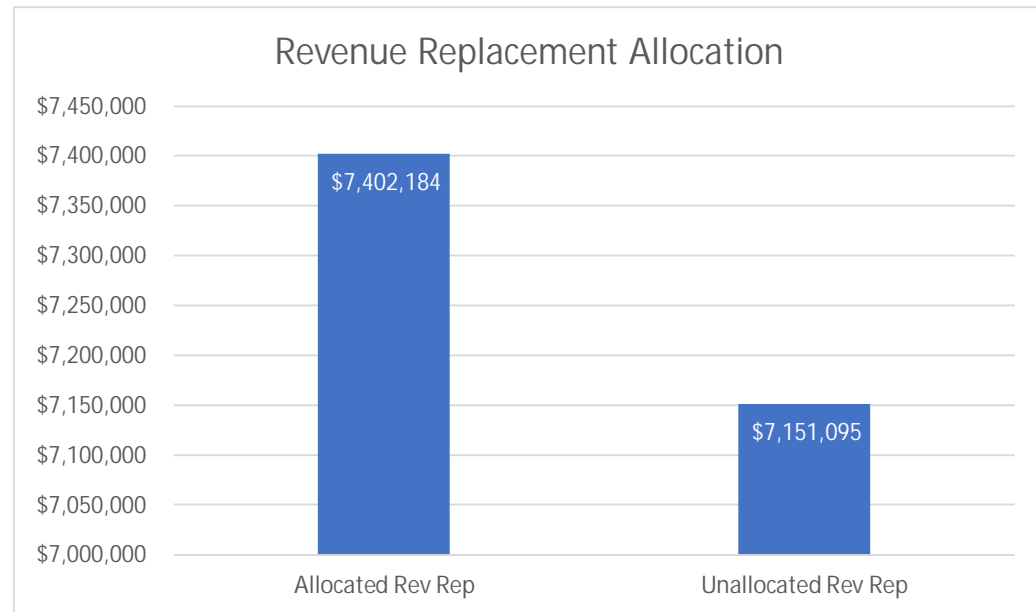
Distribution of Projects by Count



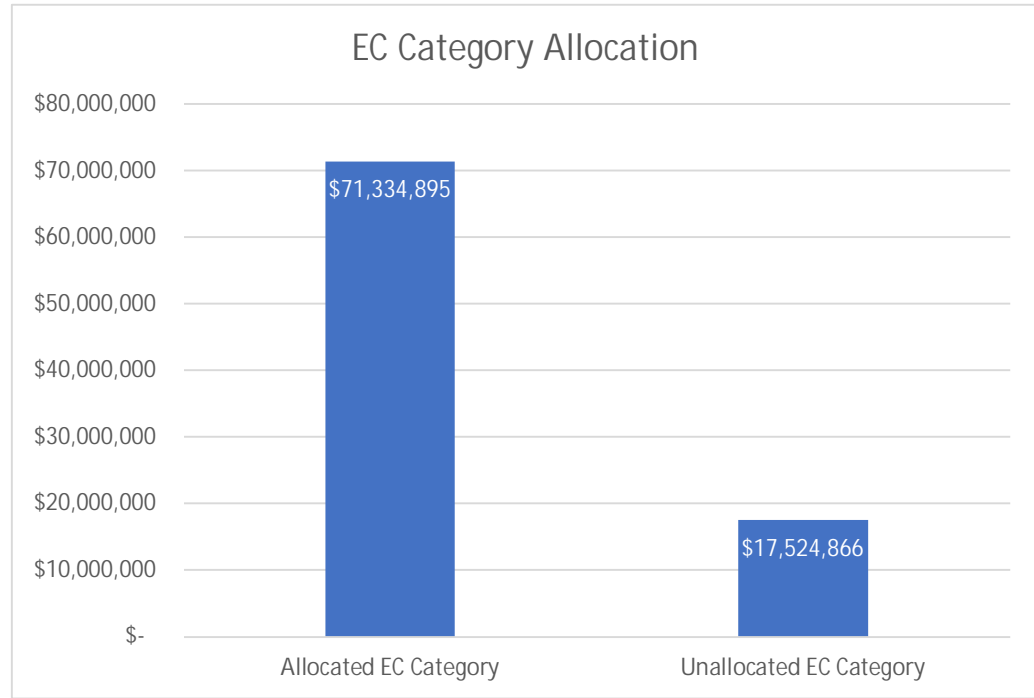
Total Award Amount	\$ 103,413,041
Revenue Replacement	\$ 14,553,279
EC Category Funding	\$ 88,859,762



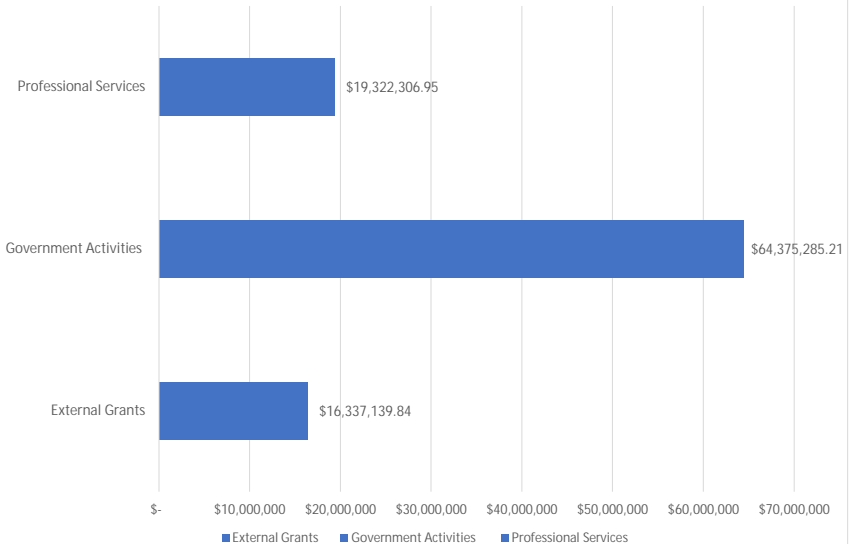
Total Revenue Replacement	\$ 14,553,279
Allocated Rev Rep	\$ 7,402,184
Unallocated Rev Rep	\$ 7,151,095



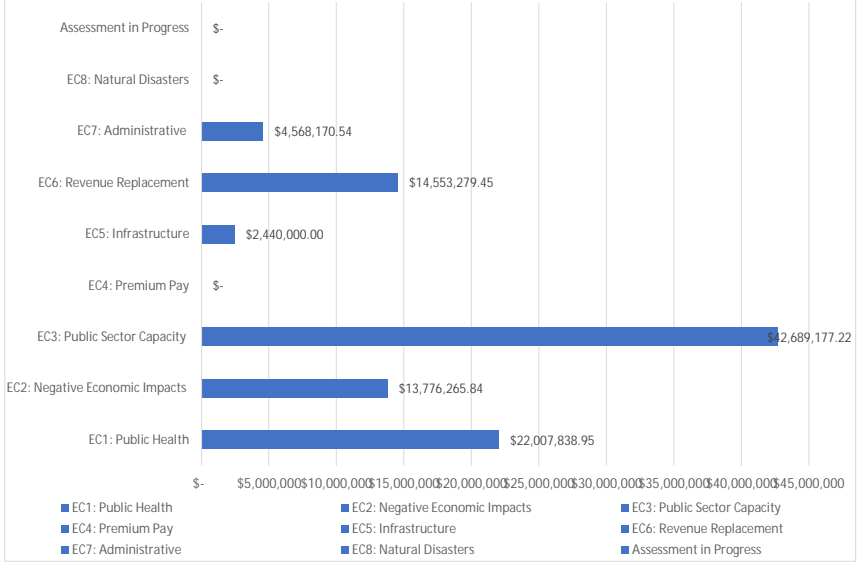
Total EC Category Funding	\$	88,859,762
Allocated EC Category	\$	71,334,895
Unallocated EC Category	\$	17,524,866



Expected Expenditure by Type



Resolved and Proposed Projects by Expenditure Category



Resolved and Proposed Projects by Expenditure Category by Count

